

OHIO BOBCATS

2017 OHIO FOOTBALL POST SEASON GUIDE



@OHIOFOOTBALL
WWW.OHIOBOBCATS.COM

OHIO FOOTBALL

Anthony Reynolds | Assistant Athletic Director-Media Relations
Football Contact | Convocation Center
95 Richland Avenue | Athens, Ohio 45701
O: (740) 593-1298 | C: ((870) 530-4499 | E: reynola1@ohio.edu
www.ohiobobcats.com | Twitter: @areynolds1901

MOST WINS BY ANY MAC EAST TEAM SINCE 2006 | 34 NFL DRAFT PICKS | 5X MAC CHAMPION | 4X MAC EAST CHAMPION | NINE-STRAIGHT YEARS OF BOWL ELIGIBILITY

QUICK FACTS

Location	Athens, Ohio
Founded	1804
Enrollment	40,025
Nickname	Bobcats
Colors	Hunter Green and White
Conference	Mid-American (East)
Home Field	Peden Stadium
Capacity	24,000
Surface	Field Turf
President	Dr. M. Duane Nellis (Montana State, '76)
Director of Athletics	Jim Schaus (Purdue, '83)
Athletics Department Phone	740-593-1300
Press Box Phone	740-593-0500
Athletics Website	OhioBobcats.com

OHIO, PLEASE

When referring to the Bobcats, please use Ohio. Ohio University is acceptable when using other institutions' full names. Please do not use Ohio U. or OU. Thank you.

BOBCAT FOOTBALL HISTORY

First Season	1894
All-Time Record	563-555-48 (.479)
First Year in MAC	1947
All-Time MAC Record	243-261-11 (.471)
MAC Championships	5 (1953, 1960, 1963, 1967, 1968)
MAC Division Championships	4 ('06, '09, '11, '16)
Bowl Appearances:	11
Sun Bowl, 1962 (West Texas State 15, Ohio 14)	
Tangerine Bowl, 1968 (Richmond 49, Ohio 42)	
GMAC Bowl, 2007 (Southern Miss 28, Ohio 7)	
Little Caesars Pizza Bowl, 2009 (Marshall 21, Ohio 17)	
R-L Carriers New Orleans Bowl, 2010 (Troy 48, Ohio 21)	
Famous Idaho Potato Bowl, 2011 (Ohio 24, Utah State 23)	
Advocate V100 Independence Bowl, 2012 (Ohio 45, ULM 14)	
Beef 'O' Brady's Bowl (East Carolina 37, Ohio 20)	
Raycom Media Camellia Bowl (App State 31, Ohio 29)	
Dollar General Bowl (Dec. 23, 2016)	
Bahamas Bowl (Dec. 22, 2017)	

WHAT'S INSIDE

Quick Facts/Game Information	1
Media Information	2
Radio Affiliates	2
2017 MAC Standings / 2017 MAC Preseason Poll	2
Notes	3-6
Last Time Against UAB	7
Roster Information/Depth Chart	8-11
Head Coach Frank Solich	12-16
Statistics	17-34
Career Highs	35
The Last Time	36



OHIO BOBCATS
RECORD: 8-4 MAC: 5-3

HEAD COACH: Frank Solich | 13th season

Ohio Record: 96-71 | Career Record: 154-90 | vs. UAB: 1-0



UAB BLAZERS
RECORD: 5-6 C-USA: 3-4

HEAD COACH: Bill Clark | 2nd season

UAB Record: 14-10 | Career Record: 25-14 (D1) | vs. Ohio: 0-0

GAME DETAILS

Venue Thomas A. Robinson National Stadium
Capacity 15,000
Playing Surface Grass
Series vs. UAB 0-0
Last Meeting NA

Television ESPN
Talent Steve Levy, Desmond Howard, Laura Rutledge
Ohio Radio Ohio IMG Sports Network
Talent Russ Eisenstein and Rob Cornelius
Websites OhioBobcats.com
..... UABsports.com

FIRST AND 10

- With a win over Kent State, Ohio became bowl eligible for the ninth straight year and will make its eighth bowl appearance in that span with a trip to the 2017 Bahamas Bowl to face UAB.
- This marks the first meeting between Ohio and UAB
- The game can be heard on the Ohio/IMG Sports Network with Russ Eisenstein "The Voice of the Bobcats" calling the action and Rob Cornelius as color-analyst.
- Ohio is coming off a 31-24 loss at Buffalo last week. UAB is coming off a 28-7 win against UTEP in their season finale.
- Ohio sophomore quarterback Nathan Rourke set the single-season record with 21 rushing touchdowns for the Bobcats.
- Rourke needs one more touchdown to tie the Ohio record for touchdowns responsible for.
- Ohio RS senior cornerback Bradd Ellis recorded his 18th pass breakup to tie the Ohio single-season record with T.J. Wright.
- With his four solo tackles against Miami, Ohio RS senior linebacker Quentin Poling became the all-time leader in solo tackles at Ohio. Poling ranks 10th on the Ohio single-season tackle chart with 370 career tackles. He needs 18 more to move into a tie with Scott Zele (1990-92) with 388.
- Ohio has had a 100-plus yard rusher in eight of its last nine games (Rourke vs. CMU, BG, Toledo, Akron - Ouellette vs. UMass, EMU, Kansas - Brown vs. Kent State, Toledo).
- Rourke ranks second in the country in rushing touchdowns and is the top ranked QB on the list. He ranks third nationally with 20 total touchdowns (rushing+receiving)
- RS junior running back A.J. Ouellette needs 20 yards to become the first Ohio rusher to reach 1,000 -yards since Beau Blankenship in 2012.
- Head Coach Frank Solich is third in All-Time career MAC wins with 96. He will need 14- more wins to tie Ohio legend Bill Hess for No. 2 on the list.
- Ohio has 467 total points this season which set the single-season record. The previous record of 427 was set during the 2011 season in 14 games.
- Ohio landed 12 players on the All-MAC list led by RS senior LB Quentin Poling on the first team.
- Head Coach Frank Solich is the third-longest tenured head coach in the NCAA behind Kirk Ferentz (1999, Iowa) and Gary Patterson

2017 OHIO FOOTBALL SCHEDULE

DATE	OPPONENT	TIME	SERIES
9/2	Hampton	7 p.m. ET	W, 59-0
9/8	at Purdue	8:00 p.m. ET	L, 44-21
9/16	Kansas	12:00 p.m. ET	W, 42-30
9/23	*at Eastern Michigan	2 p.m. ET	W, 27-20 (20T)
9/30	at UMass	3:30 p.m. ET	W, 58-50
10/7	* Central Michigan	2 p.m. ET	L, 26-23
10/14	*at Bowling Green	3:30 p.m. ET	W, 48-30
10/21	* Kent State	2 p.m. ET	W, 48-3
10/31	* Miami	8 p.m. ET	W, 45-28
11/8	* Toledo	7:00 p.m. ET	W, 38-10
11/14	*at Akron	7 p.m. ET	L, 37-34
11/24	*at Buffalo	1 p.m. ET	L, 31-24
12/22	vs. UAB (Bahamas Bowl)	12:30 p.m. ET	First Meeting

* - MAC Game | Home Games in BOLD



@OhioFootball
@OhioBobcats



/OhioFootball
/OhioBobcats



@OhioBobcats

COACHING STAFF

Head Coach	Frank Solich
Alma Mater	Nebraska, 1966
Record at Ohio	94-71, .566 (13th Year)
MAC Record	60-40, .634 (13th Year)
Career Record	152-90, .628 (19th Year)

Associate HC/Def. Coord./Safeties Jimmy Burrow (PB)
13th Year; Nebraska, 1976

Assistant HC/Co-Off. Coord./Pass Game/RBs Tim Albin (PB)
13th Year; NW Oklahoma State, 1989

Co-Off. Coord./Run Game/OL Dave Johnson (F)
Fourth Year; West Virginia, 1985

Co-Def. Coord./Linebackers Ron Collins (F)
Seventh Year; Washington State, 1987

Special Teams Coord./Rec. Coord./TEs Brian Haines (F)
10th Year; Marietta, 2004

Wide Receivers Dwayne Dixon (F)
11th Year; Florida, 1985

Quarterbacks Scott Isphording (PB)
Fifth Year; Hanover (Ind.) College, 1994

Defensive Line Pete Germano (F)
First Year; Ohio Wesleyan, 1988

Defensive Backs De'Angelo Smith (PB)
First Year; Cincinnati, 2008

Assistant AD for Football Operations Chris Rodgers (F)
Fifth Year; Ohio, 2009

Dir. of Player Personnel & HS Rel. Ryan Bainbridge (F)
First Year; Ohio, 2015

Graduate Assistants

Brian Metz - Offense
Alex Beurket - Offense
Nathan Faanes - Defense
Kenny Lucky - Defense

(F) - On Field
(PB) - Press Box

BOBCAT RADIO NETWORK

Russ Eisenstein, Play-By-Play
Rob Cornelius, Color Analyst

FOOTBALL GAME STATIONS

Athens (Flagship)-WXTQ-105.5 FM
Cambridge-WOUC-89.1 FM
Chillicothe-WOUH-91.9 FM
Columbus-WYTS-1230 AM
Georgetown-WRAC-103.1 FM
Ironton-WOUL-89.1 FM
Jackson-WCJO-97.7 FM
Marietta-WMOA-1490 AM
McConnelsville-WJAW-100.9 FM
Middleport-WMPO-1390 AM
Pomeroy-WMPO-103.7 FM
Ravenswood-WMOV-1360 AM
Ripley, WV-WMOV-106.5 FM
St. Mary's, WV-WJAW-630 AM
Zanesville-WOUZ-89.1 FM

OHIO FOOTBALL MEDIA RELATIONS CONTACTS

Football Contact.....Anthony Reynolds
Cell Phone.....870-530-4499
E-mail.....reynola1@ohio.edu

Secondary Football Contact.....Sara Legarsky
Cell Phone.....724-464-4376
E-mail.....legarsky@ohio.edu

INTERVIEW OPPORTUNITIES

1. Phone Interviews – For out-of-town media that wish to request a phone interview with Coach Solich, please contact the Ohio Media Relations Office. Interviews will be scheduled based on Coach Solich's availability.
2. Post-Game Press Conference – Coach Solich will be available to members of the media following each game, both at home and on the road. Check with the Ohio Media Relations Office for specific details.

ASSISTANT COACHES

Interviews with requested assistant coaches will take place after practice on Wednesdays of game weeks. Please be advised that during weeks when games are not played on Saturday, the day of assistant coach interviews may change based on the team's schedule. Please contact the media relations office to confirm. Coaches should not be contacted at their residences or cell phones. All interview requests must go through the media relations office.

STUDENT-ATHLETES

Interviews with requested players will take place following practice on Wednesday and Thursday. Please contact the Ohio Media Relations Office to confirm practice times and request players. Please be advised that during weeks when games are not played on Saturday, interview days may change based on the team's schedule. Players should not be contacted for interviews at their residences, on their cell phones, via email, Facebook, Twitter and all other social networking entities. All interview requests must go through the media relations office. Please keep in mind there may be class conflicts on certain days. Requested players will be also available following each game. The Ohio locker room is closed to the media at all times. Phone interviews with out-of-town media can also be arranged.

COVERING PRACTICE

Practice is open to members of the media. However, still photographers and videographers will be allowed to shoot only during pre-practice individual drills, which usually last approximately 10 minutes at the beginning of practice. This policy also applies to members of the media capturing images or video on their cell phones.

Media members covering practices or scrimmages will not be permitted to report any scouting information (formations, personnel groupings, etc.) without first speaking with a member of the Ohio coaching staff or the media relations office, this includes reports on social media. Failure to adhere to this guideline could result in the closing of all practices and scrimmages to the media.

E-MAIL SERVICE

Football releases and information can be obtained electronically by e-mailing Anthony Reynolds at reynola1@ohio.edu. Please include all contact information for your media outlet. Please note this service is for media only.

OHIOBOBCATS.COM

The official web site of Ohio Athletics is OhioBobcats.com. It is one of the many means of information dissemination utilized by the athletics department. In addition to releases, specific team information (rosters, schedules, statistics, bios, etc.) for all 16 varsity sports is available. Statistics, a game recap, notes and quotes will be available on-line as soon as possible following each game.

CREDENTIALS

Game credential requests must be submitted to either Anthony Reynolds or Sara Legarsky at least 24 hours in advance of home games and at least 48 hours in advance of away games. Credential requests outside of these time frames will not be guaranteed.

OUTLETS COVERING OHIO

Newspaper <i>Athens Messenger</i> Beat Writer: Jason Arkley 9300 Johnson Rd. Athens, OH 45701 Phone: 740.592.6612 jarkley@athensmessenger.com	thepostathens.com	onnosports@onnewsnow.com	WOUB Beat Reporters: Russ Heltman, Mitchell Lyons 35 S College St Athens, OH 45701 Phone: 740.593.1771 woub@woub.org
<i>The Post</i> Beat Writers: Andrew Gillis, Jordan Horribin, Cameron Fields Ohio University Baker University Center Athens, OH 45701 Phone: 740.593.4011	<i>Columbus Dispatch</i> Beat Writer: Mark Znidar 34 South 3rd Street Columbus, OH 43215 Phone: 800.282.0263 mznidar@dispatch.com Athens, OH 45701 Phone: 740.593.6651	WBNS-TV (Ch. 10) 770 Twin Rivers Drive Athens, OH 43202 Phone: 614.460.3962 tina.commodore@10tv.com	WSYX-TV (ABC - Ch. 6) 1261 Dublin Rd. Columbus, OH 43215 Phone: 614.481.6666 cmorton@sbgnet.com
Television <i>Ohio News Network</i> 770 Twin Rivers Drive Phone: 614.280.6319	WCMH-TV (NBC - Ch. 4) 3165 Olentangy River Rd. Columbus, OH 43202 Phone: 614.263.5555 sports@nbc4i.com		

OHIO FOOTBALL MEDIA AVAILABILITY - NOV. 27 - DEC. 3

MONDAY	TUESDAY	WEDNESDAY	THURSDAY	FRIDAY	SATURDAY	SUNDAY
NOV. 27 NONE	NOV. 28 NONE	NOV. 29 NONE	NOV. 30 NONE	DEC. 1 NONE	DEC. 2 NONE	DEC. 3 NONE

2017 MAC STANDINGS

EAST STANDINGS

	Conf.	Overall
Akron*	6-2 .750	7-5 .583
Ohio*	5-3 .625	8-4 .667
Buffalo*	4-4 .500	6-6 .500
Miami	4-4 .500	5-7 .417
Bowling Green	2-6 .250	2-10 .167
Kent State	1-7 .125	2-10 .167

WEST STANDINGS

	Conf.	Overall
Toledo*	7-1 .875	10-2 .833
Northern Illinois*	6-2 .750	8-4 .667
Central Michigan*	6-2 .750	8-4 .667
Western Michigan*	4-4 .500	6-6 .500
Eastern Michigan	3-5 .375	5-7 .417
Ball State	0-8 .000	2-10 .167

*-Bowl Eligible

2017 ALL- MAC

FIRST TEAM

Defense

Quentin Poling, LB

SECOND TEAM

Offense

Nathan Rourke, QB

Jake Pruehs, OL

Joe Lowery, OL

Joe Anderson, OL

Papi White, WR

A.J. Ouellette, RB

Defense

Chad Moore, LB

Javon Hagan, S

THIRD TEAM

Defense

Bradd Ellis, DB

Specialists

Louie Zervos, PK

Papi White, PR

2017 PLAYERS OF THE WEEK

SEPT.

4 - Nathan Rourke (O)

18 - A.J. Ouellette (O)

25 - A.J. Ouellette (O)

25 - Nathan Rourke (Manning Award Star of the Week)

OCT.

2 - Poling (College Sports Madness.com)

16 - Ellis (College Sports Madness.com)

16 - Nathan Rourke (O)

23 - Chad Moore (D)

23 - Louie Zervos (ST)

NOV.

5 - Nathan Rourke (College Sports Madness.com, Manning Award Star of the Week, MAC East Offensive POW)

WATCH LISTS

Cleon Aloese - Polynesian College Player of the Year

Troy Mangel - Mackey

Quentin Poling - Reese Senior Bowl

Jake Pruehs - Rimington, Outland

Nathan Rourke - Manning

Louie Zervos - Groza

THE COACHES

Frank Solich (13th Season, 19th Overall)	Head Coach	Bill Clark (2nd season, 11th Overall)
Ohio	School	UAB
Nebraska, 1966	Alma Mater	Jacksonville State, 1990
96-71	Record at School	14-10
154-90	Career Record	131-25

(2000, TCU).

-Ohio is the only program in the NCAA to have had the same head coach, offensive and defensive coordinator over the last 12 years.

-Ohio had five players named to watch lists prior to the season - RS Senior TE Troy Mangel - Mackey Watch List, RS Sophomore Kicker Louie Zervos - Groza Watch List, Senior OL Jake Pruehs - Rimington, Overland Watch Lists, RS Senior DL Cleon Aloese - Polynesian Watch List, RS Senior LB Quentin Poling - Reese Senior Bowl Watch List.

-Ohio welcomes two new coaches on the sidelines - Assistant Coach Pete Germano - DL and Assistant Coach De'Angelo Smith - CB.

RECORD WATCH

-Poling needs 18 more tackles to move into 9th on the career tackle list.

-Ohio RS junior running back A.J. Ouellette moved into 9th on the career rushing list with 2,505 yards. Ouellette needs 20 more yards to move into a tie with Arnold Welcher (2,525) for eighth. Kalvin McRae holds the Ohio record with 4,398 career rushing yards.

-Ouellette has had nine career 100-yard rushing games, which ranks ninth all-time at Ohio. He needs one more 100-yard rushing game to move into a tie with Chad Brinker and Tim Curtis at seventh.

-Rourke is second in single-season touchdowns responsible for with 37. Ohio's single-season record was set by Tyler Tettleton in 2011 with 38.

-Rourke's 15 passing is seventh all-time at Ohio. Rourke needs three more to move into a tie with Tyler Tettleton and Boo Jackson at fifth.

-RS senior cornerback Bradd Ellis has moved into a tie with T.J. Wright for the Ohio record with 18 pass breakups. Ellis also needs two more passes defended (INT+PBU) to tie Wright for first place in that category.

-Ohio RS sophomore kicker Louie Zervos moved into second on the field goals made list with 43. He needs 36 more to tie Matt Weller who holds the career record at Ohio.

-Ohio is averaging 40.3 points per game which is the most productive offense in school history. The current record is 37.6 points per game set in the 1968 season.

-Ohio's 40 rushing touchdowns tied the all-time record at Ohio set by the 1968 team.

-Ohio's total offense of 5,171 ranks fifth all-time. This year's team needs 207 yards to move into a tie for fourth place 5,378

-Ohio's rushing yard total of 2,930 yards ranks sixth on the single-season chart. Ohio needs 124 yards to move into a tie for fifth-place.

RECORDS SET

Ohio has set a number of records already this season - below are a recap of the team and individual records set

TEAM

-Most Points Scored in a season (467)

-Best Scoring Average (38.9)

-Average yards per carry (5.60)

-Rushing Touchdowns (40)

INDIVIDUAL

-Nathan Rourke - Rushing Touchdowns (21), Most Points Scored In a Season (132), Most Touchdowns Scored (22)

-Quentin Poling - Career Solo Tackles (219), Career Tackles For Loss (44.0)

-Bradd Ellis - Pass Breakups In a season (18)

BUFFALO GAME

-With his first rushing touchdown of the game sophomore QB Nathan Rourke set a single-season record with 20 rushing touchdowns at Ohio. Rourke finished with two rushing touchdowns bringing his season total to 21.

-Ohio tied the single-season record with 40 rushing touchdowns.

-Rourke finished the game with 15-30 passing for 265 yards and one passing touchdown.

-Ohio's 92-yard drive in the third quarter was the second-longest scoring drive of the season.

-RS freshman WR Cameron Odom caught a 57-yard touchdown pass, the longest of his career. It was the third touchdown of the season for Odom. Odom finished the game with two catches for 85 yards, leading the WR corps.

-Seeing his first action since Central Michigan, freshman RB Julian Ross led Ohio with a career high 81 rushing yards on 19 carries.

-Ohio had 424 yards of total offense with 159 n the ground and 265 through the air.

-Ohio held Buffalo to 56-yards rushing, it was the fifth time this season Ohio has held an opponent to under 70-yards rushing.

-Buffalo's 24-point first quarter was the most points allowed by Ohio in the opening quarter this season, ties the most allowed in any quarter (Purdue, 24, 2nd).

-Ohio held Buffalo without a scoring drive from their third drive in the first quarter until their third drive in the fourth quarter.

-RS senior cornerback Bradd Ellis led Ohio with six tackles and five solo stops.

-RS junior defensive lineman Kent Berger and RS senior linebacker Quentin Poling each had a sack for Ohio. Poling and junior linebacker Evan Crouch recorded a pass breakup each.

-RS sophomore placekicker Louie Zervos drilled his only field goal attempt for a 44-yard score. Zervos was also 3-3 on PAT.

-RS sophomore punter Michael Farkas had six punts for 231 yards including a long of 51 and two inside the 20-yardline.

100-YARD GAMES

Ohio has had at least one 100-yard rusher in eight games this season. RS junior running back A.J. Ouellette has had four games - Kansas (102), EMU (145), UMass (125) and Bowling Green (123). Sophomore quarterback Nathan Rourke has hit 100-yards rushing five times UMass (113), CMU (105), Bowling Green (143), Toledo (115) and Akron (165). RS senior running back Dorian Brown rushed for over 100 twice Kent State (108) and Toledo (142). Ohio has also had three receiving performances above 100-yards with RS junior wide receiver Papi White racking up 103 at Purdue and RS senior wide receiver Brendan Cope picking up 104 against Kansas and 126 against UMass.

2017 SCORING DRIVES

OPPONENT	PLAYS	YARDS	TOP	SCORE
Hampton	1	31	:11	TD
Hampton	16*	82	7:38	TD
Hampton	7	34	3:13	TD
Hampton	1	20	0:11	TD
Hampton	-	-	-	Safety
Hampton	8	60	4:03	TD
Hampton	1	13	0:08	TD
Hampton	7	29	2:06	FG
Hampton	5	42	2:57	TD
Hampton	1	9	0:05	TD
Purdue	8	75	3:54	TD
Purdue	10	75	4:10	TD
Purdue	7	84	2:28	TD
Kansas	5	69	2:05	FG
Kansas	11	64	2:31	TD
Kansas	6	58	1:51	TD
Kansas	6	91	2:43	TD
Kansas	4	32	1:13	TD
Kansas	12	84	6:45	TD
Kansas	7	18	3:21	FG
EMU	10	46	4:14	FG
EMU	6	55	2:35	FG
EMU	4	25	N/A	TD
EMU	6	25	N/A	TD
UMass	7	76	3:37	TD
UMass	3	28	1:13	TD
UMass	2	18	0:40	TD
UMass	4	-1	0:57	FG
UMass	12	45	1:48	FG
UMass	6	75	2:19	TD
UMass	10	79	4:24	TD
UMass	2	75	2:19	TD
UMass	8	45	4:31	FG
UMass	3	47	1:41	TD
CMU	10	75	5:01	TD
CMU	9	68	4:18	TD
CMU	-	-	-	Safety
CMU	7	65	2:40	TD
Bowling Green	4	27	2:06	TD
Bowling Green	7	82	1:26	TD
Bowling Green	1	75	0:13	TD
Bowling Green	6	80	1:47	TD
Bowling Green	3	20	1:12	TD
Bowling Green	9	41	5:21	TD
Kent State	7	47	4:00	FG
Kent State	6	31	2:20	TD
Kent State	11	53	5:11	FG
Kent State	8	95^	3:45	TD
Kent State	2	46	0:48	TD
Kent State	4	72	1:25	TD
Kent State	4	25	2:08	TD
Kent State	5	81	2:53	TD
Miami	9	75	4:40	TD
Miami	2	79	0:38	TD
Miami	2	4	0:48	TD
Miami	11	83	4:57	TD
Miami	6	65	2:46	TD
Miami	7	69	3:21	TD
Miami	4	9	1:28	FG
Toledo	4	79	1:12	TD
Toledo	3	3	0:30	FG
Toledo	9	73	4:24	TD
Toledo	2	68	0:48	TD
Toledo	12	68	6:38	TD
Toledo	5	42	2:31	TD
Akron	2	76	0:42	TD
Akron	6	57	2:34	TD
Akron	2	6	0:15	TD
Akron	11	74	4:42	FG
Akron	8	58	4:51	FG
Akron	11	71	5:28	TD
Buffalo	14	75	7:46!	TD
Buffalo	10	53	4:50	FG
Buffalo	8	73	3:44	TD
Buffalo	4	92	1:31	TD

* - Most Plays | ^ - Most Yards | ! - Most TOP

SERIES AGAINST UAB

This marks the first meeting between Ohio and UAB.

VERSUS C-USA

Ohio is 36-22-6 against the current membership of C-USA having played Marshall the most with a 33-20-6 record against the Thundering Herd. Ohio is 2-0 against North Texas, 0-1 against Southern Miss and 1-1 against Western Kentucky. Ohio has been paired up with a C-USA team three times facing Marshall, Southern Miss and Eastern Carolina. Ohio is 0-3 against the C-USA in bowl appearances including a 37-20 loss to Eastern Carolina at the 2013 Beef O'Brady Bowl.

OHIO BOWL HISTORY

This marks the 11th bowl appearance for the Ohio football program and the ninth under head coach Frank Solich. Ohio is 2-8 in those bowl games with its first bowl win coming in a 24-23 win over Utah State at the 2011 Famous Idaho Potato Bowl. Ohio's last bowl win was in 2012, 45-14, over Louisiana-Monroe at the Advocare V100 Independence Bowl. In last year's bowl Ohio dropped a 28-23 loss to Troy at the 2017 Dollar General Bowl in Mobile, Ala.

RUSHING DEFENSE

Ohio's rushing defense leads the MAC and has held opponents to 111.4 yards per game and 11 rushing touchdowns which ranks 10th nationally. Ohio has held its opponents to under 70-yards rushing five times this season. Hampton had 47, EMU had 45, Central Michigan had 68m Toledo had 53 and Buffalo had 56. Opponents are averaging just 3.4 yards per carry against the Bobcats.

RECORD BOOK FOR POLING

Ohio RS senior linebacker Quentin Poling has set two career records this season setting new marks with 219 solo tackles and 45.0 tackles for loss. Polling ranks 10th on the career tackle chart (370) and needs 18 more to move into ninth.

RECORD BOOK FOR ROURKE

Ohio sophomore quarterback Nathan Rourke set the Ohio single-season record with 21 rushing touchdowns this season. The previous mark was held by Ohio hall of famer Kalvin McRae. Rourke needs one more touchdowns to move into a tie with Tyler Tettleton with 38 touchdowns responsible for.

FINDING THE ENDZONE

Ohio sophomore quarterback Nathan Rourke has made a habit of finding the end zone with 21 rushing touchdowns and 15 passing TDs this season. Rourke leads the MAC in scoring touchdowns averaging 11.0 points per game. Rourke has rushed for three touchdowns on three different occasions this season including accounting for all six TDs against Miami. He ranks fourth in scoring in the NCAA.

300-PLUS YARDS RUSHING

Ohio has broken the 300-yard rushing barrier three times this season including hitting a season-high of 393 rushing yards against Toledo. Ohio racked up 300-plus rushing yards for two weeks in a row with a 336 against Kent State and 335 against Bowling Green. The Bobcats haven't posted back-to-back 300-plus rushing games since 2015. Ohio is averaging 248.9 rushing yards per game, which ranks second in the Mid-American Conference and 14th in the NCAA.

BOWL ELIGIBILITY

With their win over Kent State, Ohio became bowl eligible for the ninth straight season which leads the Mid-American Conference. Only 11 teams have longer bowl eligible streaks than Ohio, with Florida State leading the country with 35 years of bowl eligibility.

1. Ohio - 9 years (2008-2017) *
 - T2. Toledo - 4 years (2014-2017)*
 - T2. Central Michigan - 4 years (2014-2017)*
 - T2. Western Michigan - 4 years (2014-2017)*
- *Bowl Eligible this year

1,000-YARD RUSHER

Ohio RS junior running back A.J. Ouellette is on pace to be the Bobcats first 1,000 yard rusher since Beau Blankenship in 2012 (1,604). Ouellette has 980 yards rushing so far this season and is averaging 81.7 yards per game, which ranks sixth in the MAC. Ouellette has already eclipsed his best rushing season to date, when he rushed for 804 yards a true freshman.

CORNERBACK DUO

Ohio has had some solid play this season out of its two starting corners - RS senior Bradd Ellis and RS junior Jalen Fox have started all 11 games at corner for the Bobcats. Ellis ranks second in the country and leads the MAC with 20 passes defended (breakups + interceptions) while Fox is sixth in the MAC with 11 passes defended. Ellis has made two pick sixes this season while Fox has two picks for 38 yards returned.

OHIO VS. UAB | TALE OF THE TAPE

OHIO (MAC RANK)	OFFENSE	UAB (C-USA RANK)
38.9 (2nd)	POINTS/GAME	29.6 (4th)
430.9 (3rd)	TOTAL YARDS/GAME	364.7 (10th)
244.2 (1st)	RUSH YARDS/GAME	190.3 (2nd)
186.8 (9th)	PASS YARDS/GAME	174.4 (10th)
	DEFENSE	
25.8 (6th)	POINTS/GAME	24.3 (6th)
373.2 (4th)	TOTAL YARDS/GAME	357.8 (5th)
111.4 (1st)	RUSH YARDS/GAME	169.8 (6th)
261.8 (12th)	PASS YARDS/GAME	188.0 (2nd)

NON-OFFENSIVE TDS

The Bobcats have scored 45 non-offensive touchdowns since the start of the 2004 season.

OPPONENT

PLAYER

Bowling Green (10/14/17)	Bradd Ellis (15-yard INT Return for TD)
EMU (9/23/17)	Bradd Ellis (46-yard INT return for TD)
Miami (10/01/16)	Kevin Robbins (Fumble rec. in the endzone)
App. State (12/19/15)	Jovon Johnson (45-yard fumble ret for TD)
App. State (12/19/15)	Quentin Poling (20-yard INT return for TD)
Miami (10/10/15)	Quentin Poling (25-yard INT return for TD)
Idaho (9/3/15)	Jovon Johnson (29-yard INT return for touchdown)
Massachusetts (11/29/13)	Travis Carrie (30-yard INT return for TD)
Massachusetts (11/29/13)	Travis Carrie (66-yard INT return for TD)
Akron (10/5/13)	Thad Ingol (Fumble recovery for TD)
Marshall (9/14/13)	Toran Davis (Fumble recovery on kickoff)
North Texas (9/7/13)	Jovon Johnson (42-yard INT return)
Buffalo (10/6/13)	Daz' Patterson (100-yard KO return for TD)
New Mexico State (9/8/12)	Nathan Carpenter (22-yard INT return)
Gardner-Webb (9/10/11)	Jelani Woseley (26-yard Int.)
New Mexico State (9/3/11)	Travis Carrie (65-yard PR)
Bowling Green (10/9/10)	Donovan Fletcher (55-yard INT)
Wofford (9/4/10)	Julian Posey (38-yard FR)
Marshall (12/26/09)	Shannon Ballard (75-yard FR)
Northern Ill. (11/21/09)	LaVon Brazill (91-yard PR)
Northern Ill. (11/21/09)	Julian Posey (41-yard Int.)
Kent State (10/24/09)	LaVon Brazill (87-yard PR)
Akron (10/10/09)	Melvin Payne (0-yard blocked PR)
Bowling Green (10/3/09)	LaVon Brazill (72-yard PR)
Tennessee (9/26/09)	Chris Garrett (95-yard KR)
Cal Poly (9/19/09)	Erik Ejike (32-yard Int.)
North Texas (9/12/09)	Kenny Jackson (69-yard Int.)
Akron (11/22/08)	Chris Garrett (97-yd. KR)
Akron (11/22/08)	LaVon Brazill (66-yd. PR)
VMI (9/27/08)	L.J. Flintall (97-yd. KR)
VMI (9/27/08)	Michael Brown (9-yd. FR)
Ohio State (9/6/08)	Curtis Meyers (0-yd Fum. Rec.)
Wyoming (8/30/08)	Donte Harden (100-yd. KR)
Miami (11/24/07)	Joshua Abrams (93-yd. KR)
Bowling Green (10/27/07)	Kris Luchsinger (58-yd. INT)
Wyoming (9/22/07)	Chris Garrett (94-yd. KR)
Wyoming (9/22/07)	Jameson Hartke (30-yd. INT)
Akron (11/16/06)	Matt Muncy (0-yd. FR)
W. Michigan (10/7/06)	Chris Garrett (88-yd. PR)
UT-Martin (9/2/06)	T. J Wright (35-yd. FR)
Ball State (10/22/05)	Scott Mayle (88-yd. KR)
Bowling Green (10/8/05)	Jordan Meyers (15-yd. blocked PR)
Pittsburgh (9/9/05)	Dion Byrum (85-yd. INT)
Pittsburgh (9/9/05)	Dion Byrum (38-yd. INT)
Northwestern (9/3/05)	Dion Byrum (62-yd. FR)
Akron (11/13/04)	Stafford Owens (81-yd. PR)
Bowling Green (10/23/04)	Stafford Owens (44-yd. blocked PR)
Buffalo (9/25/04)	Matt Muncy (98-yd. FR)
Buffalo (9/25/04)	Tyler Russ (33-yd. INT)
VMI (9/4/04)	Tyler Russ (19-yd. FR)
VMI (9/4/04)	T.J. Wright (41-yd. IR)

CAREER DAY FOR POLING

Poling had a career day with 19 tackles against UMass while also hitting a career-high nine solo stops. Poling was one of two players with double-digit tackles as Chad Moore also had 12 tackles.

SCOUTING UAB

In its first season after shutting down its football program in 2014, the UAB Blazers turned in an 8-4 regular season record with a 6-2 mark in C-USA action. UAB is coming off a 28-7 win over UTEP in its season finale on Nov. 25. Their head coach Bill Clark was named National Coach of the Year by CBS Sports, Bleacher Report and was the C-USA Coach of the Year.

OFFENSE

UAB is averaging 29.6 points per game and 364.6 yards of total offense per game including 190.2 on the ground and 174.4 through the air. Freshman running back Spencer Brown has racked up 1,292 yards to lead the Blazers on the ground averaging 5.5 yards on 237 carries this season. He also has 10 rushing touchdowns and is averaging 107.7 yards per game. RS junior quarterback A.J. Erdely has taken most of the snaps for the Blazers this season going 181-293 with four interceptions and 16 touchdowns for 2,077 yards. He is averaging 173.1 yards per game. Erdely's favorite target has been RS junior wide receiver Andre Wilson who has caught 48 passes for 619 yards with six touchdowns and is averaging 12.9 yards per catch and 51.6 yards per game.

DEFENSE

UAB is giving up 24.3 points per game and 357.8 yards of total offense to its opponents including 188.0 through the air and 169.8 on the ground. RS senior linebacker Tevin Crews leads the Blazers with 95 tackles and 12 tackles for loss. RS junior cornerback Broderick Thomas is second on the squad with 91 tackles and has a team-high 62 solo stops. RS junior defensive lineman Stacy Keely leads the Blazers with four sacks while RS junior cornerback Mar'Sean Diggs leads the Blazers with five interceptions and 15 pass breakups.

SCOUTING OHIO

Ohio finished the regular season with a 31-24 loss at Buffalo. The Bobcats are 8-4 and finished with a 5-3 MAC record, which was second in the MAC east.

OFFENSE

Ohio is averaging 38.9 points per game, which leads the MAC and Ohio's 430.9 per game total offense ranks third in the league. Ohio is averaging 244.2 yards on the ground and 186.8 through the air. Redshirt junior running back A.J. Ouellette leads Ohio's rushing attack with 980 yards per game and seven touchdowns. Ouellette is averaging 5.3 yards per carry which ranks second in the league. Sophomore quarterback Nathan Rourke has gone 149-274 for 2,018 yards with 15 passing touchdowns, 21 rushing touchdowns and seven interceptions. Rourke's rushing touchdown total ranks second in the country and leads the MAC. RS senior wide receiver Brendan Cope is leading the team with 35 catches averaging 14.1 per reception and has 494 yards and four receiving touchdowns. RS junior wideout Papi White has racked up 525 yards to lead Ohio with two scores and 32 catches.

DEFENSE

Ohio is holding its opposition to 25.8 points per game and 373.2 yards of total offense per game including 111.4 on the ground and 261.8 through the air. Redshirt senior linebacker Quentin Poling leads the Bobcats with 102 tackles and 47 solo stops so far this season. Poling has 12.5 tackles for loss and 5.5 sacks on the season with three forced fumbles. RS sophomore safety Javon Hagan is second on the team with 76 tackles including 39 solo stops. Hagan has five pass breakups, a fumble recovery and an interception. Ellis has 18 pass breakups and two interceptions while Fox has nine pass breakups with one interception.

AN OHIO WIN WOULD...

- Give head coach Frank Solich his 97th win at Ohio (97-71) and 155th career win (155-90)
- Give Ohio its first bowl win since 2011.
- Move Ohio to 1-0 over UAB.
- Give Ohio nine wins under Solich for the fifth time.

OVERTIME WIN

Ohio's OT win over Eastern Michigan was the first overtime win since Ohio beat North Texas in double-overtime, Sept. 12, 2009, 31-30. It was Ohio's first overtime game since the opener last season, when Ohio dropped a 56-53 triple-overtime thriller to Texas State.

IN THE RED ZONE

Ohio has been very successful this season in the red zone scoring on 54 of its 59 trips (92%) inside the 20, including 47 touchdowns (80%). That percentage sits atop the Mid-American Conference and ranks the Bobcats 10th nationally. Last season, Ohio converted on 82% of its trips to the red zone (49-60) and scored touchdowns 45% (27-60) of the time.

PUNTING DEEP

Ohio red shirt sophomore punter Michael Farkas has been solid in the punting game so far this season for Ohio. Farkas has 54 punts for 2,179 yards and has pinned 20 punts inside the 20-yardline with 20 fair catches and just two touchback. Farkas also pulled off a fake punt at Purdue and picked up a first down on a 16-yard rush. Farkas is averaging 40.4 yards per punt with a long of 57. Farkas also teamed up for a two-point conversion with junior long snapper Jake Hale against Hampton.

1-2 RB PUNCH

Ohio returns its top two rushers from the last two seasons in RS senior Dorian Brown, who led the Bobcats with 825 yards last season, and RS junior A.J. Ouellette, who led Ohio in rushing the previous two seasons - 2015, 687; 2014, 785.

OHIO SHUTOUT OVER HAMPTON

Ohio opened the season with a 59-0 win over Hampton on Sept. 2 in Peden Stadium. It marked the third shutout during the Frank Solich Era and the first shutout in an opener since Sept. 20, 1969 when Ohio shutout Kent State 35-0. Prior to the shutout over Hampton, Ohio's last shutout win was a 27-0 win over Kent State on Nov. 10, 2015.

RUSHING TOUCHDOWNS AGAINST HAMPTON

Against Hampton, Ohio rushed for seven rushing touchdowns for the first time since Oct. 19, 2002 when they beat Kent State 50-0. Ohio saw rushing touchdowns by four different players - So. QB Nathan Rourke (3), Fr. RB Julian Ross (2), RS Sr. RB Dorian Brown (1), RS Jr. RB Dylan Wears (1).

OHIO IN ONE POINT GAMES

DATE	SCORE	RESULT	OPPONENT
12/17/11	24-23	W	vs. Utah State
11/16/11	29-28	W	at Bowling Green
10/8/11	38-37	L	at Buffalo
9/25/10	24-23	L	at Marshall
9/12/09	31-30	W(2OT)	at North Texas
8/30/08	21-20	L	at Wyoming
9/22/07	34-33	L	vs. Wyoming
11/6/04	17-16	W(OT)	at UCF
10/16/99	27-26	L	at EMU
11/23/96	24-23	L	vs. Toledo
10/24/9	27-6	L	at EMU
10/9/82	14-13	W	at EMU
10/5/80	15-14	L	at Kent State
9/27/80	22-21	L	vs. N. Illinois
11/17/79	28-27	L	at N.Illinois
9/9/78	23-22	W	vs. EMU
11/15/75	6-5	L	vs. Cincinnati
9/18/71	20-19	L	vs. BGSU
10/17/70	23-22	W	vs. Miami
11/9/68	28-27	W	at BGSU
10/28/67	10-9	L	at Dayton
10/12/63	18-17	L	at Toledo
11/10/62	7-6	L	at BGSU
10/28/61	17-16	W	at Delaware
10/7/61	14-13	W	at Dayton
1948	14-13	W	vs. Duquesne
1939	14-13	W	vs. Morris Harvey
1938	13-12	W	vs. Cincinnati
1932	7-6	L	Indiana
1931	7-6	L	Indiana
1928	13-12	L	Wittenberg
1921	7-6	W	Cincinnati
1919	7-6	L	Heidelberg
1913	7-6	W	Wooster
1911	6-5	W	Marietta
1900	6-5	L	Ohio Wesleyan

Overall Record: 16-20 (.444)

NFL DRAFT

Tarell Basham was drafted 80th overall by the Indianapolis Colts, making him the first Bobcat drafted since 2014. Basham is also the second-highest draft pick under Frank Solich. Blair Brown was drafted 148th overall by the Jacksonville Jaguars, making it the first time since 1972 that Ohio had multiple draft picks in the same season. Casey Sayles signed a free agent contract with the LA Rams after the draft.

CONSISTENCY AT THE TOP

Head coach Frank Solich begins his 13th season at Ohio University this fall. Solich's 12-year reign as head coach has become a rarity in today's college football landscape. Only three football bowl sub-division coaches have longer tenures with their current team.

Ohio is the only the team in the country that has kept its head coach, offensive coordinator and defensive coordinator in place for the past 13 seasons.

COACH, TEAM	FIRST SEASON	YEARS AT SCHOOL
1. Kirk Ferentz, Iowa	1999	18
2. Gary Patterson, TCU	2000	17
3. Frank Solich, Ohio	2005	12
Mike Gundy, Okla. State	2005	12
Kyle Wittingham, Utah	2005	12

AN IMPRESSIVE COACHING TREE

Ohio head coach Frank Solich sports an impressive coaching tree of former assistants, who are now head coaches in Division I College Football.

Head Coach (Current School)	Assistant Years Under Solich
Craig Bohl (Wyoming)	(1998-2002)
Turner Gill (Liberty)	(2003)
Derek Mason (Vanderbilt)	(2005-06)
Lance Leipold (Buffalo)	(2001-03)

STAFF ADDITIONS

Ohio head football coach Frank Solich announced March 3 the addition of three key staff members who have joined the Bobcats program.

Solich announced the addition of De'Angelo Smith (cornerbacks) and Pete Germano (defensive line) as assistant coaches and the appointment of Ryan Bainbridge as Director of Player Personnel and High School Relations.

SOLICH MOVES INTO THIRD IN MAC CAREER WINS

Head coach Frank Solich moved into third in MAC Career Head Coaching Victories. Solich needs 12 more wins to move into a tie with Bill Hess for second all-time in MAC Career Coaching wins.

Most MAC Head Coaching Wins, Career

- 110, Herb Deromedi, Central Michigan, 1978-93
- 108, Bill Hess, Ohio, 1958-77
- 96, Frank Solich, Ohio, 2005-present

AMONG THE BEST IN THE MAC

Ohio's 91 wins since 2006 are the second most victories by any school in the Mid-American Conference during that period. Northern Illinois is the only school that has more wins.

1. Northern Illinois - 97
2. Ohio - 91
3. Central Michigan - 83

OHIO IN MAC STANDINGS

CATEGORY	AVERAGE/RANK
Scoring Offense	38.9/2nd
Scoring Defense	25.6/6th
Total Offense	430.8/3rd
Total Defense	373.2/4th
Rushing Offense	244.2/1st
Rushing Defense	111.4/1st
Pass Offense	186.8/9th
Pass Defense	261.8/12th
Pass Efficiency	131.7/3rd
Pass Def. Efficiency	126.6/6th
Kickoff Returns	21.9/1st
Punt Return Avg.	6.6/6th
Interceptions	9/8th
Net Punting	37.8/6th
Net Kickoff Coverage	40.9/5th
Field Goals	.833/1st
PAT Kicking	.966/6th
Sacks By	28/T3rd
Sacks Against	16/1st
First Downs	22.1/2nd
Opponent 1st Downs	18.0/2nd
3rd Down Conv.	41.7/1st
Opp. 3rd Down Conv.	30.7/2nd
4th Down Conv.	72.7/1st
Opp. 4th Down Conv.	42.9/4th
Penalties	43.3/2nd
Opponent Penalties	70.2/1st
Time of Possession	30:57/5th
Turnover Margin	-4/T9th
Redzone Offense	91.5/1st
Redzone Defense	89.7/12th

INDIVIDUAL - TOP 10

CATEGORY	PLAYER	AVERAGE/RANK
Rushing	A.J. Ouellette	81.7/6th
	Nathan Rourke	73.5/7th
Passing Avg/Game	Nathan Rourke	168.2/6th
Pass Efficiency	Nathan Rourke	127.3/4th
Total Offense	Nathan Rourke	241.7/3rd
Scoring	Nathan Rourke	11.0/1st
	Louie Zervos	8.4/3rd
Scoring (TDs)	Nathan Rourke	22/1st
Scoring (Kick)	Louie Zervos	101/2nd
All Purpose	A.J. Ouellette	88.7/10th
Punting	Michael Farkas	40.4/10th
Field Goals	Louie Zervos	1.25/T-3rd
PAT Kicking PCT.	Louie Zervos	96.6/6th
Tackles	Quentin Poling	8.5/3rd
Tackles for Loss	Quentin Poling	1.04/8th
Passed Defended	Brad Ellis	1.67/1st
	Jalen Fox	0.92/9th
Interceptions	Chad Moore	3/9th
Fumbles Forced	Quentin Polling	3/T-6th
Fumbles Recovered	Quentin Poling	2/T-7th

OHIO IN NCAA STATISTICS

Statistic	National Rank	Value	National Leader/Value
3rd Down Conversion Pct (129 ranked)	52	0.417	Army West Point/0.531
3rd Down Conversion Pct Defense (129 ranked)	10	0.307	Washington St./0.248
4th Down Conversion Pct (129 ranked)	6	0.727	Alabama/0.813
4th Down Conversion Pct Defense (129 ranked)	29	0.429	San Diego St./0.143
Blocked Kicks (65 ranked)	30	2	4 teams tied/6
Blocked Kicks Allowed (129 ranked)	29	1	28 teams tied/0
Blocked Punts (19 ranked)	9	2	Virginia Tech, Arizona St./ 5
Blocked Punts Allowed (129 ranked)	1	0	70 teams tied/0
Completion Percentage (129 ranked)	99	0.548	Oklahoma/0.718
Defensive TDs (44 ranked)	44	2	Texas, Wisconsin/6
Fewest Penalties (129 ranked)	31	61	Minnesota/39
Fewest Penalties Per Game (129 ranked)	32	5.08	Minnesota/3.25
Fewest Penalty Yards (129 ranked)	32	520	Boston College/331
Fewest Penalty Yards Per Game (129 ranked)	34	43.33	Boston College/27.58
First Downs Defense (129 ranked)	30	216	Mississippi St./155
First Downs Offense (129 ranked)	40	265	Ohio St./341
Fumbles Lost (129 ranked)	116	12	Iowa St./0
Fumbles Recovered (129 ranked)	47	8	Western Mich./16
Kickoff Return Defense (129 ranked)	8	17.18	Michigan/15.45
Kickoff Returns (129 ranked)	45	21.88	Wyoming/29.50
Net Punting (129 ranked)	66	37.76	Texas/44.66
Passes Had Intercepted (128 ranked)	49	9	Alabama/2
Passes Intercepted (128 ranked)	72	9	Fla. Atlantic/20
Passing Offense (129 ranked)	95	186.8	Oklahoma St./392.3
Passing Yards Allowed (129 ranked)	108	261.8	Michigan/142.7
Passing Yards per Completion (129 ranked)	26	13.66	Navy/23.93
Punt Return Defense (129 ranked)	44	5.88	Alabama, Miami (OH)/1.25
Punt Returns (129 ranked)	80	6.55	Texas A&M/18.64
Red Zone Defense (129 ranked)	116	0.897	Troy/0.590
Red Zone Offense (129 ranked)	15	0.915	FIU/0.975
Rushing Defense (129 ranked)	10	111.4	Washington/92.3
Rushing Offense (129 ranked)	17	244.2	Army West Point/355.8
Sacks Allowed (129 ranked)	21	1.33	Army West Point/0.08
Scoring Defense (129 ranked)	57	25.8	Alabama/11.5
Scoring Offense (129 ranked)	14	38.9	UCF/49.4
Tackles for Loss Allowed (129 ranked)	64	5.83	Missouri/2.83
Team Passing Efficiency (129 ranked)	65	131.65	Oklahoma/206.90
Team Passing Efficiency Defense (129 ranked)	67	129.57	Wisconsin/96.31
Team Sacks (128 ranked)	38	2.33	Miami (FL)/3.58
Team Tackles for Loss (129 ranked)	61	6.0	Northern Ill./8.8
Time of Possession (129 ranked)	40	30:57	Navy/35:49
Total Defense (129 ranked)	49	373.2	Wisconsin/253.2
Total Offense (129 ranked)	39	430.9	Oklahoma/583.3
Turnover Margin (129 ranked)	90	-0.33	Wyoming/1.33
Turnovers Gained (129 ranked)	73	17	Central Mich./31
Turnovers Lost (129 ranked)	93	21	Alabama, LSU/8

INDIVIDUAL (TOP 50)

Statistic	Player	Rank/Value	National leader/Value
Field Goal Percentage	Louie Zervos	21/.833	Eddy Pineiro (Florida)/0.944
FG/Game	Louie Zervos	42/1.25	Matt Gay (Utah)/2.25
Fumbles Forced	Quentin Poling	29/0.25	Dante Sawyer (South Carolina)/0.45
Fumbles Recovered	Quentin Poling	23/2	Brian Keyes (UNLV)/4
Passes Defended	Bradd Ellis	2/1.7	Joshua Jackson (Iowa)/2.1
Passing Yards/Completion	Nathan Rourke	25/13.54	Baker Mayfield (Oklahoma)/16.56
Points Responsible For	Nathan Rourke	8/222	Mason Rudolph (Okla. St.)/278
Points Responsible For Per Game	Nathan Rourke	11/18.5	Mason Rudolph (Okla. St.)/22.5
Rush Yards Per Carry	Nathan Rourke	12/6.58	Khalil Tate (Arizona)/10.17
Rushing Touchdowns	Nathan Rourke	2/21	Devin Singletary (FAU)/29
Scoring	Nathan Rourke	3/11.0	Devin Singletary (FAU)/13.8
	Louie Zervos	30/8.4	
Total Offense	Nathan Rourke	48/241.7	Lamar Jackson (Louisville)/411.0
Total Points Scored	Nathan Rourke	3/132	Devin Singletary (FAU)/180
	Louie Zervos	30/101	
Total Tackles	Quentin Poling	50/8.5	Frank Ginda (San Jose St.)/13.3
Total Touchdowns	Nathan Rourke	3/22	Devin Singletary (FAU)/30

OHIO-UAB SERIES

All-Time Series: This marks the first meeting between Ohio and UAB in football. Ohio is 36-22-6 all-time against current members of C-USA.

2016 Dollar General Bowl - OHIO vs Troy (Dec 23, 2016 at Mobile, Ala.)

Score by Quarters	1	2	3	4	Score
OHIO.....	7	10	3	3	- 23
Troy.....	14	7	7	0	- 28

Record: (8-6)

Record: (10-3)

Scoring Summary:

1st 13:34 TROY - Chunn, Jordan 1 yd run (Kay, Ryan kick), 2-48 0:19, OHIO 0 - TROY 7
08:19 OHIO - WHITE, Papi 44 yd pass from WINDHAM, Greg (ZERVOS, Louie kick), 7-99 2:58, OHIO 7 - TROY 7
01:14 TROY - Chunn, Jordan 3 yd run (Kay, Ryan kick), 11-65 4:29, OHIO 7 - TROY 14
2nd 13:20 OHIO - ZERVOS, Louie 33 yd field goal, 10-58 2:54, OHIO 10 - TROY 14
04:52 TROY - Thompson, E. 11 yd pass from Silvers, B. (Kay, Ryan kick), 5-18 2:03, OHIO 10 - TROY 21
00:59 OHIO - REID, Jordan 5 yd pass from WINDHAM, Greg (ZERVOS, Louie kick), 11-77 3:53, OHIO 17 - TROY 21
3rd 05:47 TROY - Chunn, Jordan 4 yd run (Kay, Ryan kick), 1-4 0:04, OHIO 17 - TROY 28
03:28 OHIO - ZERVOS, Louie 47 yd field goal, 9-21 2:19, OHIO 20 - TROY 28
4th 04:01 OHIO - ZERVOS, Louie 37 yd field goal, 8-36 3:54, OHIO 23 - TROY 28

	OHIO	TROY
FIRST DOWNS.....	23	17
RUSHES-YARDS (NET).....	30-78	31-87
PASSING YDS (NET).....	315	235
Passes Att-Comp-Int.....	47-23-4	41-24-2
TOTAL OFFENSE PLAYS-YARDS.....	77-393	72-322
Fumble Returns-Yards.....	0-0	0-0
Punt Returns-Yards.....	3-23	0-0
Kickoff Returns-Yards.....	3-61	3-29
Interception Returns-Yards....	2-0	4-10
Punts (Number-Avg).....	2-32.5	7-41.9
Fumbles-Lost.....	2-1	2-0
Penalties-Yards.....	5-33	6-90
Possession Time.....	30:40	29:20
Third-Down Conversions.....	5 of 12	8 of 17
Fourth-Down Conversions.....	0 of 1	0 of 0
Red-Zone Scores-Chances.....	3-3	4-6
Sacks By: Number-Yards.....	1-9	2-11

RUSHING: OHIO-WINDHAM, Greg 10-24; BROWN, Dorian 8-23; HARDY, Bo 5-21; SMITH, Sebastia 1-5; IRONS, Maleek 4-5; WHITE, Papi 1-3; TEAM 1-minus 3.
Troy-Chunn, Jordan 20-56; Smith, B.J. 2-32; Anderson, Josh 3-6; Silvers, B. 3-5; TEAM 3-minus 12.

PASSING: OHIO-WINDHAM, Greg 23-47-4-315. Troy-Silvers, B. 24-41-2-235.

RECEIVING: OHIO-REID, Jordan 12-162; WHITE, Papi 4-64; BALL, Elijah 3-31; SMITH, Sebastia 2-28; IRONS, Maleek 1-21; HARDY, Bo 1-9. Troy-Thompson, E. 8-83; Douglas, D. 6-113; Letton, Sam 3-12; McCormick, T. 2-11; Davis, Sidney 2-11; Smith, B.J. 1-4; Chunn, Jordan 1-3; Anderson, Josh 1-minus 2.

INTERCEPTIONS: OHIO-DAVIS, Toran 2-0. Troy-Lucas, Justin 1-6; Rookard, C. 1-3; Sanders, Trevon 1-1; Weatherspoon, K 1-0.

FUMBLES: OHIO-HARDY, Bo 1-0; WINDHAM, Greg 1-1. Troy-TEAM 1-0; McCormick, T. 1-0.

Stadium: Ladd-Peebles Attendance: 32377
Kickoff time: 7 pm End of Game: 10:32 pm Total elapsed time: 3:32
Officials: Referee: Tra Blake; Umpire: Chad Craig; Linesman: Gary Calip;
Line judge: Josh Fath; Back judge: Larry Neal; Field judge: Ed Kierce;
Side judge: Tony Lombardo; Center judge: Chris Snuggs;
Temperature: 63 Wind: 2 ESE Weather: mostly cloudy

Game MVP: Justin Lucas, LB, Troy
Offensive MVP: Jordan Chunn, RB, Troy
Defensive MVP: Rashard Dillard, DE, Troy
Special Teams MVP: Ryan Kay, P/PK, Troy

SACKS (UA-A): OHIO-SAYLES, Casey 1-0. Troy-Lebbie, Sam 1-0; Barker, Antione 1-0.

TACKLES (UA-A): OHIO-BROWN, Blair 6-6; POLING, Quentin 5-4; MOORE, Chad 4-5; ELLIS, Brad 5-1; DAVIS, Toran 1-5; STROBEL, Tom 1-3; HAGAN, Javon 3-0; SAYLES, Casey 1-2; LASEAK, Kurt 0-3; PORTER, Tony 2-0; FOX, Jalen 1-1; QUALLEN, Corey 1-0; WINDHAM, Greg 1-0; BROWN, Dorian 1-0; CUNNINGHAM, Gra 1-0; SMITH, Sebastia 1-0; CROUTCH, Evan 0-1; CLACK, Austin 0-1; GUNNELS, Camero 0-1; ALOESE, Cleon 0-1; BASHAM, Tarell 0-1; ROBBINS, Kevin 0-1. Troy-Lloyd, William 2-5; Russell, Tyquae 0-7; Rountree, Jalen 5-1; McDowell, Jawon 3-3; Brown, Blace 3-2; Lucas, Justin 2-3; Rookard, C. 1-4; Folsom, Tron 2-2; Melton, Kamryn 1-3; Dillard, Rashad 0-4; Weatherspoon, K 2-1; Lebbie, Sam 1-2; Stadom, Jamal 2-0; Cain, Demetrius 1-1; Calloway, Seth 1-1; Tyus, Melvin 1-1; Marshall, Josh 0-2; Hill, Gabe 1-0; Poole, Baron 1-0; Barker, Antione 1-0; McGhee, U. 1-0; Lewis, Terris 0-1; Sanders, Trevon 0-1.

DEPTH CHART

OFFENSE			DEFENSE		
Pos.	No.	Name	Pos.	No.	Name
RB	45	A.J. Ouellette (R-Jr., 5-9, 205, Covington, Ohio)	DE	96	Kevin Robbins (R-Sr., 6-4, 250, District Heights, Md.)
	28	Dorian Brown (R-Sr., 5-11, 208, Pittsburg, Pa.)		98	Chukwudi Chukwu (R-So., 6-1, 249, Willingboro, N.J.)
TE	82	Troy Mangen (R-Sr., 6-6, 258, Union, Ohio)	DT	54	Tony Porter (R-Sr., 6-1, 278, Lawrenceville, Ga.)
	86	Mason Morgan (R-Sr., 6-7, 253, Cincinnati, Ohio)		48	Andrew Payne (R-Jr., 276, Danville, Ohio)
QB	12	Nathan Rourke (So., 6-2, 209, Ontario, Canada)	NT	92	Cleon Aloese (R-Sr., 6-0, 295, Pago Pago, A.S.)
	7	Quinton Maxwell (R-So., 6-3, 224, Rayville, Mo.)		97	Kent Berger (R-Jr., 6-5, 277, Mentor, Ohio)
LT	65	Joe Lowery (R-Jr., 6-7, 305, Tallmadge, Ohio)	DE	90	Trent Smart (R-Sr., 6-4, 260, Wilmington, Ohio)
	60	Austen Pleasants (R-So., 6-7, 328, Ironton, Ohio)		51	Will Evans (R-Fr., 6-2, 243, Augusta, Ga.)
LG	63	Joe Anderson (R-Jr., 6-6, 340, Torrance, Calif.)	SLB	38	Chad Moore (R-Sr., 6-0, 222, Grove City, Ohio)
	61	Brett Kitrell (Fr., 6-3, 287, Ashland, Neb.)		35	Dylan Conner (R-Fr., 5-11, 216, Fort Wayne, Ind.)
C	52	Jake Pruehs (Sr., 6-1, 316 North Olmstead, Ohio)	MLB	32	Quentin Poling (R-Sr., 6-0, 235, Gomer, Ohio)
	73	Steven Hayes (R-So., 6-4, 308, Dacula, Ga.)		36	Austin Clack (R-So., 6-0, 224, Tipp City, Ohio)
RG	76	Hagen Meservy (Fr., 6-3, 293, Tulsa, Okla.)	WLB	47	Evan Crouch (Jr., 6-0, 227, Youngstown, Ohio)
	53	Marques Grimes (R-So., 6-6, 306, Southfield, Mich.)		40	Cody Grilliot (R-Sr., 6-1, 229, Clayton, Ohio)
RT	60	Austen Pleasants (R-So., 6-7, 328, Ironton, Ohio)	RCB	3	Bradd Ellis (R-Sr., 5-10, 177, Lebanon, Ohio)
	79	Kyle Kuhar (R-So., 6-4, 299, Avon Lake, Ohio)		22	Marlin Brooks (Fr., 5-10, 165, Miami, Fla.)
X-WR	85	Brendan Cope (R-Sr., 6-2, 198, Warren, Ohio)	SS	2	Javon Hagan (R-So., 6-0, 207, Jacksonville, Fla.)
	3	Cameron Odum (R-Fr., 6-1, 188, Bedford, Ohio)		31	Grant Cunningham (R-Sr., 6-0, 205, Brecksville, Ohio)
F-WR	4	Papi White (R-Jr., 5-9, 168, Seminole, Okla.)	FS	23	Kylan Nelson (R-Jr., 5-10, 192, Lexington, Ky.)
	19	DL Knock (R-So., 5-8, 195, Springboro, Ohio)		25	Tyler Gullett (R-Jr., 6-3, 211, LaGrange, Ohio)
Z-WR	9	Andrew Meyer (R-Jr., 6-0, 187, Canal Winchester, Ohio)	LCB	21	Jalen Fox (R-Jr., 5-11, 186, Cincinnati, Ohio)
	81	Matt Seymour (R-Fr., 6-2, 190, New Westminster, B.C.)		4	Jamal Hudson (Fr., 5-11, 192, Miami, Fla.)

SPECIALISTS

Pos.	No.	Name	Pos.	No.	Name
P	5	Michael Farkas (R-So., 6-3, 195, Mishawaka, Ind.)	LS-FG	30	Jake Hale (Jr., 6-1, 230, Powell, Ohio)
	44	Corey Hare (R-Fr., 5-10, 218, Pataskala, Ohio)		59	David Bryan (Fr., 6-2, 215, Sun Prairie, Wis.)
PK	2	Louie Zervos (R-So., 5-9, 174, Tarpon Springs, Fla.)	PH	5	Michael Farkas (R-So., 6-3, 195, Mishawaka, Ind.)
	5	Michael Farkas (R-So., 6-3, 195, Mishawaka, Ind.)		85	Brendan Cope (R-Sr., 6-2, 198, Warren, Ohio)
KO	5	Michael Farkas (R-So., 6-3, 195, Mishawaka, Ind.)	KR	19	DL Knock (R-So., 5-8, 195, Springboro, Ohio)
	2	Louie Zervos (R-So., 5-9, 174, Tarpon Springs, Fla.)		22	David Burroughs (R-Jr., 5-7, 182, Circleville, Ohio)
LS-P	30	Jake Hale (Jr., 6-1, 230, Powell, Ohio)		10	Julian Ross (Fr., 5-9, 186, Kansas City, Mo.)
	59	David Bryan (Fr., 6-2, 215, Sun Prairie, Wis.)	PR	23	Kylan Nelson (R-Jr., 5-10, 192, Lexington, Ky.)
				19	DL Knock (R-So., 5-8, 195, Springboro, Ohio)

PRONUNCIATIONS

4	Papi White	POP-EE	98	Chukwudi Chukwu	CHECK-WOO-DE CHECK-WOO
15	Drew Keszei	KAY-SAI	Scott Isphording		
17	Siurpry Rinvil	SIR-PREE	Assistant Coach/QBs)		
22	David Burroughs	BUR-O'S	IS-FUR-DING		
40	Cody Grilliot	GRILL-EE-O			
41	Ilyas Motley	Elias			
42	Xavior Motley	Rhymes with Savior			
45	AJ Ouellette	O-LETT			
50	Kaieem Caesar	CHI-EEM			
52	Jake Pruehs	PREEZE - Rhymes with freeze			
71	Julton Tusha	TUSH-AH			
76	Hagen Meservy	MIZZ-ER-VEE			
80	Jerrid Marhefka	MAR-HEF-KAH			
92	Cleon Aloese	ALOE-ES-SAY			

SQUAD BREAKDOWN

Starters Returning/Lost

Offense R/L	17/12
Defense R/L	8/5
Special Teams R/L	6/7
	3/0

Letterwinners Returning/Lost

Offense R/L	54/17
Defense R/L	25/4
Special Teams R/L	26/10
	3/0

Starters Returning (15)

Offense (8)

	Pos.
Brendan Cope	WR
Joe Lowery	LT
Troy Mangen	TE
Quinton Maxwell	QB
A.J. Ouellette	RB
Jake Pruehs	C
Papi White	RB/WR
Durrell Woods	RG

2016 Statistics

Played in four games, with 6 receptions
Started 13 games at left tackle last season
Started in all 14 games, 15 rec., 142 yards (9.5 avg.) and 1 TD
Started six games, 89-161 passing (55.3%), 1,247 yards, 8 TDs
Played in only one game due to injury suffered in season opener
Started all 14 games at center last season
Played in 12 games, 47 att., 206 yds, 3 rushing TDs; 41 rec., 672 yds, 6 TDs
Started all 14 games at right guard last season

Defense (6)

	Pos.
Javon Hagan	DB
London Miller	DB
Chad Moore	LB
Kylan Nelson	DB
Quentin Poling	LB S
Tony Porter	NT

2016 Statistics

Started in all 14 games, 53 tackles, 3.0 tfl, 3 INT, 11 pbu, 6 ff
Played in 8 games, 10 tackles, 1 INT
Played in all 14 games, 97 tackles, 6.0 tfl, 1.0 sack, 2 INT
Played in 12 games, 33 tackles, 1.0 tfl, 3 INT, 7 pbu
tarted in all 14 games, 110 tackles, 13.5 tfl, 4.0 sacks, 5 pbu, 3 ff
Played in 11 games, 25 tackles, 5.5 tfl, 2.0 sacks

Specialists (3)

	Pos.
Michael Farkas	P
Jake Hale	LS
Louie Zervos	K

2016 Statistics

71 punts, 2,895 yards (40.8 avg.), long of 74 yards, 30 In20
Played in 12 games and handled long snapping duties
29-35 FGs; 35-38 PATs; 122 total points

Starters Lost (12)

Offense (5)

	Pos.
Josh Cooper	LG
Jordan Reid	WR
Sebastian Smith	WR
Troy Watson	RT
Greg Windham	QB

2016 Statistics

Started all 14 games at left guard last season
Started in all 14 games, 58 rec., 655 yards (11.3 avg.), 6 TDs
Started in 13 games, 55 rec., 900 yards (16.4 avg.), 4 TDs
Started all 14 games at right tackle last season
Played in 11 games, 161-297 passing (54.2%), 1,895 yards, 14 TDs

Defense (7)

	Pos.
Tarrell Basham	DE
Blair Brown	LB
Toran Davis	SS
Kurt Laseak	DE
Casey Sayles	NT
Tom Strobel	NT
Randy Stites	DB

2016 Statistics

Started in all 14 games, 50 tackles, 16.0 tfl, 11.5 sacks, 2 ff
Started in all 14 games, 128 tackles, 15.0 tfl, 4.5 sacks, 1 ff
Started in all 14 games, 94 tackles, 2.5 tfl, 3 INT, 6 pbu, 2 rec. fumbles
Started in all 14 games, 30 tackles, 5.5 tfl, 3.0 sacks, 2 pbu
Started in all 14 games, 33 tackles, 7.5 tfl, 6.0 sacks, 3 pbu
Started in all 14 games, 29 tackles, 2.5 tfl, 0.5 sack
Played in 7 games, 23 tackles, 1 INT, 1 rec. fumble

No.	Name	Pos.	No.	Name	Pos.	Year	HT	WT	Hometown/Previous School
92	Aloese, Cleon	DL	2	Javon Hagan	S	RS SO	6-0	207	Jacksonville Fla. / Trinity Christian Acad.
63	Anderson, Joe	OL	2	Louie Zervos	K	RS SO	5-9	174	Tarpon Springs, Fla. / Tarpon Springs
99	Arp, Brian	DL	3	Bradd Ellis	CB	RS SR	5-10	177	Lebanon, Ohio / Lebanon
8	Ball, Elijah	WR	3	Cameron Odom	WR	FR	6-1	188	Bedford, Ohio / Bedford
39	Ballentine, Michael	S	4	Jamal Hudson	CB	FR	5-11	192	Miami, Fla. / Miami Central
97	Berger, Kent	DL	4	Papi White	RB	RS JR	5-9	168	Seminole, Okla. / Seminole
22	Brooks, Marlin	CB	5	Michael Farkas	K/P	RS SO	6-4	195	Mishawaka, Ind. / Marian
83	Brown, Connor	TE	5	Brevin Harris	WR	FR	6-3	180	Seville, Ohio / Norwayne
28	Brown, Dorian	RB	6	De'Vante Mitchell	CB	FR	5-9	196	Kissimmee, Fla. / Champagnat Catholic
15	Brunson, Marcus	LB	7	Quinton Maxwell	QB	RS SO	6-3	224	Rayville, Mo. / Richmond R-XVI HS
50	Caesar, Kaieem	DL	8	Elijah Ball	WR	RS SO	6-3	193	Cincinnati, Ohio / Princeton High School
11	Cherry, Willie	WR	9	Andrew Meyer	WR	RS JR	6-0	187	Canal Winchester, Ohio / Pickerington
28	Christian, Jeff	S	10	Joey Duckworth	QB	RS JR	6-3	216	Louisville, Ohio / Louisville
98	Chukwu, Chukwudi	DL	11	Willie Cherry	WR	FR	6-1	200	Wichita Falls, Texas / Rider
36	Clack, Austin	LB	12	Jarren Hampton	S	RS FR	5-10	185	Fostoria, Ohio / Fremont Ross
16	Coleman, Marcus	DL	12	Nathan Rourke	QB	SO	6-2	209	Ontario, Canada / Fort Scott CC
35	Conner, Dylan	LB	13	Hunter Edwards	WR	FR	6-2	193	Nelsonville, Ohio / Nelsonville-York
84	Conrad, Austin	TE	13	London Miller	CB	RS SR	6-0	194	Menifee, Calif. / Paloma Valley
85	Cope, Brendan	WR	14	Cameron Gunnels	CB	RS JR	6-0	180	Cincinnati, Ohio / Mason
94	Cree II, Andrew	DL	14	K.J. Minter	WR	FR	6-2	215	Gainesville, Fla. / North Marion
47	Croutch, Evan	LB	15	Marcus Brunson	LB	RS SO	5-11	215	Ormond Beach, Fla. / Mainland
31	Cunningham, Grant	S	15	Drew Keszei	QB	FR	6-2	200	Fort Wayne, Ind. / Homestead
58	Davis, Marshal	DL	16	Marcus Coleman	DL	FR	6-4	308	Upper Marlboro, Md / Riverdale Baptist
49	Dorsa, Jared	LB	16	Markel Davis	WR	RS SO	5-11	175	Columbus, Ohio / Toledo
17	Drake, Tariq	CB	17	Tariq Drake	CB	FR	6-0	169	Leavittsburg, Ohio / LaBrea
10	Duckworth, Joey	QB	17	Siurpry Rinvil	WR	FR	6-1	222	Belle Glade, Fla. / Glade Central
3	Ellis, Bradd	CB	18	Keevon Harris	WR	RS FR	6-3	218	Warren, Ohio / LaBrea
51	Evans, Will	DL	19	Keith Key	DL	RS SO	6-3	242	Powell, Ohio / Bishop Hartley
5	Farkas, Michael	K/P	19	DL Knock	WR	RS SO	5-8	195	Springboro, Ohio / Springboro
68	Fernandez, Felipe	OL	20	Tyler Tupa	WR	RS FR	6-0	195	Brecksville, Ohio / Brecksville-Broadview Hts
24	Floyd, Alvin	S	21	Jalen Fox	CB	RS JR	5-11	186	Cincinnati, Ohio / Wyoming
21	Fox, Jalen	CB	21	Maleek Irons	RB	RS JR	6-0	224	Chilliwack, British Columbia / WJ Mouat
40	Grilliot, Cody	LB	22	Marlin Brooks	CB	FR	5-10	165	Miami, Fla. / Coral Gables SR
53	Grimes, Marques	OL	22	David Burroughs	RB	RS JR	5-7	182	Circleville, Ohio / Circleville
25	Gullett, Tyler	S	23	Kylan Nelson	S	RS JR	5-10	192	Lexington, Ky. / Lafayette
14	Gunnels, Cameron	CB	23	Julian Ross	RB	FR	5-9	186	Kansas City, Mo. / Staley
7	Hagan, Javon	S	24	Alvin Floyd	S	FR	5-10	193	North Miami Beach, Fla. / North Miami Beach
30	Hale, Jake	LS	25	Tyler Gullett	S	RS JR	6-3	211	La Grange, Ohio / Keystone
12	Hampton, Jarren	S	26	Dylan Wears	RB	RS SO	5-9	196	Howard, Ohio / East Knox
5	Harris, Brevin	WR	27	Jake Neatherton	RB	FR	5-8	200	Miamisburg, Oh. / Miamisburg
18	Harris, Keevon	WR	28	Dorian Brown	RB	RS SR	5-11	208	Pittsburgh, Pa. / Baldwin
73	Hayes, Steven	OL	28	Jeff Christian	S	RS SO	5-10	191	Cincinnati, Ohio / Ohio Dominican
53	Hites, Griffin	LB	29	T.J. Robinson	LB	FR	6-0	210	Jacksonville, Fla. / Trinity Christian
75	Irland, Cole	OL	30	Jake Hale	LS	JR	6-1	230	Powell, Ohio / Olentangy Liberty
21	Irons, Maleek	RB	31	Grant Cunningham	S	RS SR	6-0	205	Brecksville, Ohio / Brecksville-Broadview Hts
78	Jackson, Samson	OL	32	Quentin Poling	LB	RS SR	6-0	235	Gomer, Ohio / Elida
15	Keszi, Drew	QB	34	Eric Popp	LB	SO	6-0	228	Loveland, Ohio / Loveland
19	Key, Keith	DL	35	Dylan Conner	LB	RS FR	5-11	216	Fort Wayne, Ind. / Corroll
61	Kitrell, Brett	OL	36	Austin Clack	LB	RS SO	6-0	224	Tipp City, Ohio / Tippecanoe
19	Knock, DL	WR	36	Andrew Vu	WR	RS SO	5-6	173	Athens, Ohio / Athens
46	Koons, Jacob	LB	37	Jaylen Morgan	CB	RS FR	5-10	170	Hawthorne, Calif. / Hawthorne
79	Kuhar, Kyle	DL	38	Chad Moore	LB	RS SR	6-0	222	Grove City, Ohio / Grove City
87	Long, Jr., Bryan	WR	39	Michael Ballentine	S	FR	6-0	190	Mentor, Ohio / Mentor
65	Lowery, Joe	OL	40	Cody Grilliot	LB	RS SR	6-1	229	Clayton, Ohio / Northmont
44	Luehrman, Adam	TE	41	Ilyaas Motley	CB	RS FR	5-11	165	Centerville, Ohio / Centerville
88	Luehrman, Ryan	TE	42	Xavior Motley	CB	RS FR	5-11	168	Centerville, Ohio / Centerville
82	Mangen, Troy	TE	44	Corey Hare	K	RS FR	5-10	218	Pataskala, Ohio / Ashland
80	Marhefka, Jerrod	WR	44	Adam Luehrman	TE	RS FR	6-5	247	Athens, Ohio / Athens
7	Maxwell, Quinton	QB	45	A.J. Ouellette	RB	RS JR	5-9	205	Covington, Ohio / Covington

No.	Name	Pos.	Year	HT	WT	Hometown/Previous School
46	Jacob Koons	LB	RS JR	6-2	211	Glouster, Ohio / Trimble
47	Evan Croutch	LB	JR	6-0	227	Youngstown, Ohio / Boardman
48	Andrew Payne	DL	RS JR	6-2	276	Danville, Ohio / Danville
49	Jared Dorsa	LB	RS FR	6-2	225	Kings Mills, Ohio / Kings
50	Kaieem Caesar	DL	FR	6-2	309	Cache, Okla. / Cache
51	Will Evans	DL	RS FR	6-2	243	Augusta, Ga. / Aquinas
52	Jake Pruehs	OL	SR	6-1	316	North Olmsted, Ohio / St. Edward
53	Marques Grimes	OL	RS SO	6-6	306	Southfield, Mich. / Southfield
53	Griffin Hites	LB	RS FR	5-10	205	Southfield, Mich / Southfield
54	Tony Porter	DL	RS SR	6-1	278	Lawrenceville, Ga. / Peachtree Ridge
55	Sam McKnight	DL	RS SO	6-3	248	Cleveland Heights, Ohio / Glenville
57	Durrell Wood	OL	RS SR	6-3	294	Columbus, Ohio / Groveport Madison
58	Marshal Davis	OL	RS JR	5-11	308	Columbus, Ohio / Olentangy Liberty
59	David Bryan	LS	FR	6-2	215	Sun Prairie, Wis. / Sun Prairie
60	Austen Pleasants	OL	RS SO	6-7	328	Ironton, Ohio / Dawson-Bryant Coal Grove
61	Brett Kitrell	OL	FR	6-3	287	Ashland, Neb. / Ashland-Greenwood
63	Joe Anderson	OL	RS JR	6-6	340	Torrance, Calif. / Mira Costa
65	Joe Lowery	OL	RS JR	6-7	305	Tallmadge, Ohio / Tallmadge
66	Brody Rodgers	OL	FR	6-4	294	Athens, Ohio / Athens
68	Felipe Fernandez	OL	RS FR	6-4	308	Tampa, Fla. / H.B. Plant
70	Nick Sink	OL	RS FR	6-3	305	Fishers, Ind. / Hamilton Southeastern
71	Jylton Tusha	OL	FR	6-4	307	Jacksonville, Fla. / University Christian
72	Matt Rowe	DL	RS SR	6-1	232	Plain City, Ohio / Heidelberg
73	Steven Hayes	OL	SO	6-4	308	Dacula, Ga. / Hutchinson CC
74	Jared McCray	OL	SR	6-5	340	Minford, Ohio / Minford
75	Cole Irland	OL	FR	6-4	281	Ashland, Neb. / Ashland-Greenwood
76	Hagen Meservy	OL	FR	6-3	293	Tulsa, Okla. / Jenks
77	Adam Notestine	OL	RS FR	6-3	314	Pickerington, Ohio / Pickerington North
78	Samson Jackson	OL	FR	6-4	302	Tarpon Springs, Fla. / Palm Harbor
79	Kyle Kuhar	OL	RS SO	6-4	299	Avon Lake, Ohio / Avon Lake
80	Jerrid Marhefka	WR	RS SR	6-0	191	St. Clairsville, Ohio / St. Clairsville
81	Matt Seymour	WR	RS FR	6-2	190	New Westminster, B.C. / New Westminster
82	Troy Mangan	TE	RS SR	6-6	256	Union, Ohio / Northmont
83	Connor Brown	TE	RS JR	6-6	251	Miamisburg, Ohio / Miamisburg
84	Austin Conrad	TE	RS FR	6-2	250	Grafton, Ohio / Keystone
85	Brendan Cope	WR	RS SR	6-2	198	Warren, Ohio / Howland
86	Mason Morgan	TE	RS SR	6-7	253	Cincinnati, Ohio / Sycamore
87	Bryan Long, Jr.	WR	RS FR	5-8	170	Marietta, Ga. / Hillgrove
88	Ryan Luehrman	TE	RS FR	6-5	241	Athens, Ohio / Athens
88	Amos Ogun-Semore	DL	FR	6-5	235	Dacula, Ga. / Mill Creek
90	Trent Smart	DE	RS SR	6-4	260	Wilmington, Ohio / Clinton-Massie
91	Wyatt Shallman	DL	RS SR	6-3	266	Hartland, Mich. / Michigan
92	Cleon Aloese	DL	RS SR	6-0	295	Pago Pago, A.S. / Tafuna
94	Andrew Cree II	DL	RS FR	6-2	226	Warren, Ohio / LaBrae
95	Amir Miller	DL	RS FR	6-5	244	Cleveland, Ohio / Worcester Academy (MA)
96	Kevin Robbins	DL	RS SR	6-4	250	District Heights, Md. / Iowa Western CC
97	Kent Berger	DL	RS JR	6-5	277	Mentor, Ohio / Mentor
98	Chukwudi Chukwu	DL	RS SO	6-1	249	Willingboro, N.J. / Linsly (W.V.)
99	Brian Arp	DL	RS SO	6-4	292	Kearney, Neb. / Kearney High School

No.	Name	Pos.
74	McCray, Jared	OL
55	McKnight, Sam	DL
76	Meservy, Hagan	OL
9	Meyer, Andrew	WR
95	Miller, Amir	DL
13	Miller, London	CB
14	Minter, K.J.	WR
6	Mitchell, De'Vante	CB
38	Moore, Chad	LB
37	Morgan, Jaylen	CB
86	Morgan, Mason	TE
41	Motley, Ilyaas	CB
42	Motley, Xavier	CB
23	Muench, Joe	WR
27	Neatherton, Jake	RB
23	Nelson, Kylan	S
77	Notestine, Adam	OL
3	Odom, Cameron	WR
88	Ogun-Semore, Amos	DL
45	Ouellette, A.J.	RB
48	Payne, Andrew	DL
60	Pleasants, Austen	OL
32	Poling, Quentin	LB
34	Popp, Eric	LB
54	Porter, Tony	DL
52	Pruehs, Jake	OL
17	Rinvil, Siurpry	WR
96	Robbins, Kevin	DL
66	Rodgers, Brody	OL
23	Ross, Julian	RB
12	Rourke, Nathan	QB
72	Rowe, Matt	DL
81	Seymour, Matt	WR
70	Sink, Nick	OL
90	Smart, Trent	DL
55	Trotter, Taeshon	OL
20	Tupa, Tyler	S
71	Tusha, Jylton	OL
36	Vu, Andrew	CB
26	Wears, Dylan	WR
4	White, Papi	RB
2	Williams, Mayne	CB
57	Wood, Durrell	OL
2	Zervos, Louie	K



FRANK SOLICH

HEAD COACH, 13th Season

Nebraska '66

13th Season at Ohio (96-70, 62-39 MAC)

19th Season Overall (154-90)

-Led Ohio to back-to-back bowl wins and its first ever bowl win in 2011, winning the Famous Idaho Potato Bowl.

-Directed Ohio to 76 wins since the start of the 2006 season.

-Led Ohio to five straight bowl games (2009-13).

-Led the Bobcats to eight-straight years of bowl eligibility (2009-present)

-Coached 82 All-MAC Players.

-2006 Mid-American Conference Coach of the Year.

-Served as the head coach of the Aina Team at the 2005 Hula Bowl.

-1999 and 2001 Big 12 Coach of the Year.

Head Coach Frank Solich has tuned the Ohio football program from one of the least successful in the NCAA to the benchmark of consistency among the Mid-American Conference. Now in his 13th season (19th overall), the Bobcats have been bowl-eligible in nine of the last 10 years, having won 76 games since 2006 - the most among any team in the Mid-American Conference East Division - and have had student-athletes selected in the NFL Draft in seven of the past 10 seasons.

Solich, along with offensive coordinator, Tim Albin, and defensive coordinator, Jimmy Burrow, make up the only head coach and coordinator trio that has been together for 13 years at the same school in the entire FBS.

In 2016, the Bobcats returned to the Marathon Mid-American Conference Championship game where they gave No. 17 Western Michigan a scare in a hard fought 29-23 loss at Ford Field before traveling to the 2016 Dollar General Bowl in Mobile, Ala., Ohio's eighth bowl appearance in 10 years. Ohio leads the MAC with eight straight years of bowl eligibility, appearing in seven bowl games during that time.

Ohio's MAC East title was the third under Solich and 10 Bobcats earned All-MAC honors following the season including senior defensive end Tarell Basham being named MAC Defensive Player of the Year and redshirt freshman safety Javon Hagan earning Freshman of the Year. Basham was selected with the 80th pick in the 2017 NFL Draft by the Indianapolis Colts while senior linebacker Blair Brown was chosen with the 148th by the Jacksonville Jaguars.

Ohio's defense ranked fifth nationally and led the MAC in rushing defense while also setting the team sack record with 44. Basham set single-season and career records in individual sacks finishing his career at Ohio with 29.5 career sacks and 11.5 sacks in 2017.

In 2015, Solich led the Bobcats to their seventh-straight season of bowl eligibility, finishing 8-5 overall and 5-3 in the MAC. The Bobcats beat Marshall in the Battle for the Bell for the fourth time in five years. Ohio also defeated Miami for the ninth time in ten years in the annual Battle of the Bricks.

At the end of the season, five Bobcats earned spots on the All-MAC team, including defensive back Ian Wells, offensive linemen Lucas Powell and Mike McQueen, wide receiver Sebastian Smith, and inside linebacker Quentin Poling.

The 2015 season also saw Dorian Brown, Nate Carpenter, Cody Grilliot, Kurt Laseak, Quentin Poling, Blake Scipio, Mike Terpin, and Josiah Yazdani earn spots on the the Academic All-MAC team.

In 2014, Solich led the Bobcats to their sixth-straight season of bowl eligibility, finishing 6-6 overall and 4-4 in the MAC. The Bobcats also earned their second-straight battle of the Bricks victory, scoring 24 unanswered points to down the RedHawks as time expired.

The 2014 season saw A.J. Ouellette, a walk-on freshman, step up and earn a starting spot at the runningback position. Ouellette rushed for 785 yards and scored seven touchdowns on the ground. He also recorded 133 receiving yards and scored three touchdowns from the air.

At the end of the season, four Bobcats earned spots on the All-MAC team, including Punt return specialist Daz Patterson, offensive lineman Lucas Powell, outside linebacker Jovon Johnson and down lineman Tarell Basham.

The 2014 season also saw Mitch Bonnstetter, Aaron Bradley, Dorian Brown, Chase Cochran, Cody Grilliot, Davon Henry, Josh Kristoff, Kurt Laseak, Troy Mangen, Quentin Poling, Kendrick Smith, Mike Terpin and Josiah Yazdani earn spots on the the Academic All-MAC team.

In 2013, Solich guided the Bobcats to their fifth-consecutive bowl appearance. In addition, Ohio picked up its third straight win in its Battle of the Bell rivalry over Marshall, which would go on to play in the 2013 Conference USA Championship game.

Under Solich's leadership in 2013, the Bobcats scored 336 points, which currently ranks eighth on Ohio's all-time Top 10 list. Defensively, Ohio held five of its opponents to fewer than 300 yards of total offense. The Bobcat defensive unit also tallied 34 sacks, which is currently tied for second all-time in a single season.

Following the year, Ohio earned six slots on the 2013 MAC All-Conference with Devin Bass (kick returner) and Travis Carrie (punt returner) both earning spots on the All-MAC First Team.

In 2012, Solich directed Ohio to its best start to a season since the 1968 campaign as the Bobcats opened the year 7-0. The Bobcats' 7-0 start included a thrilling 24-14 victory over Penn State in front of a nationally-televised audience.

After opening the year 7-0, Ohio earned a spot in all three major college football polls for the first time in school history - Associated Press, USA Today and the Bowl Championship Series standings.

Following the 2012 campaign, Ohio placed six individuals on the 2012 MAC All-Conference teams and earned a bid to the 2012 Advocare V100 Independence Bowl to punch its ticket to a fourth-consecutive bowl trip.

In the Independence Bowl, Ohio did not disappoint as it defeated Louisiana-Monroe 45-14 to pick up its second-straight bowl victory. The Bobcats also set or tied 11 bowl records in the win, including the mark for total yards as they finished with 556.

The 2012 season also saw the emergence of running back Beau Blankenship. In his first season as a starter, Blankenship set the single season rushing record of 1,604 yards under Solich's watch. He also rushed for 15 touchdowns as he averaged just over five yards per carry.

In his seven previous seasons as Ohio's head coach, Solich guided the Bobcats to an impressive 50-40 record. In 2011, Solich led the Bobcats to their first-ever bowl win as Ohio defeated Utah State 24-23 in the Famous Idaho Potato Bowl to finish the year 10-4.

Ohio's win over the Aggies gave the Bobcats their first 10-win season since 1968. The Bobcats' 10 wins were also the most among division I-A teams from the state of Ohio. The Bobcats four losses came by a combined total of just 19 points (4.75 points per game).

Solich's 2011 Bobcat squad set 47 school records, won six of the team's last seven games and had a league-best 11 players on the MAC All-Conference teams. In addition, Solich picked up his 100th career victory following a convincing 30-3 victory over Gardner-Webb on Sept. 10.

Among the 11 players selected All-MAC, place kicker Matt Weller was named Special Teams Player of the Year, offensive lineman Joe Flading was named First Team and quarterback Tyler Tettleton became the first Ohio signal-caller to be named all-league since 1985. Under Solich's watchful eye, Tettleton re-wrote Ohio's single season record book as he set 12 records and became the first quarterback in school history to pass for 3,000 yards in one year, while in the process throwing a program-best 28 touchdowns.

The 2011 campaign also saw Ohio defeat arch-rival Miami for the sixth-consecutive season - the program's longest winning streak since it won six straight from 1937-1942. Since Solich took over in 2005, Ohio has only suffered two losses to Miami.

In 2010, the Bobcats went to the New Orleans Bowl, making the program's fifth bowl appearance and third in the past five seasons.

Following the season, seven student-athletes were named All-MAC and quarterback Boo Jackson finished his career as Ohio's career leader in completion percentage (.604), pass efficiency (136.3), total offense per play (6.18), passing yards per attempt (7.7) and touchdown passes (38). He also finished the season with 26 total touchdowns, 48 in his career, which is fourth all-time. He also accumulated 18 passing touchdowns in 2010 (fourth all-time on the single-season list).

The 2009 season was equally successful as the senior class compiled 28 victories during its four years on campus. In addition, Ohio boasted a school-record 12 All-MAC selections with four capturing All-America honors en route to a second MAC East title in the squad's last four years. Solich was named the conference coach of the year by Phil Steele.

Following back-to-back seasons of bowl eligibility, the Bobcats followed it up with an offensive outburst that rewrote many of Ohio's all-time team and individual records in Frank Solich's fourth year at the helm. In 2008, the Bobcats' aerial attack set three school single-season passing records, including passing yards, passing yards per game and touchdown passes all of which stood until the conclusion of the 2011 season.

Overall, Ohio also totaled 4,337 yards of total offense, which at the time was the third-highest total in school history. Following the year, six players garnered All-MAC recognition, while in the classroom, five picked up Academic All-MAC awards.

Perhaps the best individual honor under Solich came with safety Mike Mitchell being drafted by the Oakland Raiders in the second round of the NFL Draft (47th overall), becoming the highest drafted Bobcat since 1948 and the highest under Solich.

With Solich as coach in 2007, Kalvin McRae became the first Ohio player in history to rush for 1,000 yards in three consecutive seasons. Other players achieved success for the offense as well, with tight end Andrew Mooney setting the single-season Bobcat touchdown reception record and quarterback Brad Bower tying the career record for most yards per pass.

In 2006, Solich guided Ohio to its first MAC East Division championship, the program's first MAC title of any kind since 1968, earning the Bobcats a spot in the GMAC Bowl, which marked the Bobcats' first bowl game since that same 1968 season.

Following the year, Solich was rewarded with MAC Coach of the Year honors, marking the third time in eight seasons in which he had won his league's coach of the year award. Ohio's five-win improvement from 2005 (4-7) to 2006 (9-5) tied for the sixth-best turnaround in the nation.

In his first three seasons, Solich guided the Bobcats to 19 victories in his first three campaigns after the squad had won 11 games in the previous four seasons. Since his arrival, Solich has coached 63 All-MAC players.

His players have also gained national recognition. At the conclusion of the 2011 season, Joe Flading earned SI.com All-America honors. In 2009, LaVon Brazill and Noah Keller were named to various All-America teams, while Matt Weller and Gerald Moore were tabbed as Freshman All-Americans. In 2005, Dion Byrum became Ohio's first non-special teams All-American since 1968, and three rookies have been honored on The Sporting News Freshman All-America squads.

Ohio has also seen an increase of national television exposure since Solich's arrival in 2005 and has also seen an increased level of exposure in the media as it was featured in Sports Illustrated, USA Today, The New York Times and Boston Globe.

Since Solich arrived in Athens, Bobcat players have been named to watch lists for such prestigious honors as the Maxwell Award, the Butkus Award, the Lombardi Trophy, the Lott Trophy, the Davey O'Brien Award, Johnny Unitas Golden Arm Award, Manning Award, the Biletnikoff Award and the Nagurski Trophy. Byrum was a semifinalist for the Jim Thorpe Award, presented to the nation's top defensive back, in 2005.

Off the field, Solich is equally proud of his player's accomplishments in the classroom. In the past four seasons, the Bobcats have had 31 Academic All-MAC selections. He has also had two seasons where an Ohio player has been named a semifinalist for the Draddy Trophy, one of the most prestigious academic honors in college football. Academic success is nothing new for Solich's teams. While head coach at Nebraska, almost 90 percent of his student-athletes earned their degree. Seven times Huskers earned first-team CoSIDA Academic All-America honors and on four other occasions, second-team honors were bestowed.

Solich was named the Bobcats' head coach on Dec. 17, 2004. In short order he assembled a talented and tested coaching staff, coordinated recruiting efforts to assure a steady stream of outstanding student-athletes to the program, supervised a highly productive off-season weight program producing dozens of personal bests and concluded all-business spring drills introducing his players to tried and true offensive and defensive schemes.

SOLICH VS. ALL OPPONENTS

Team.....	W	L
Alabama-Birmingham	1	0
Akron	10	3
Appalachian State	0	1
Arizona.....	0	1
Arizona State.....	1	0
Austin Peay.....	1	0
Ball State.....	4	2
Baylor.....	2	0
Bowling Green	6	7
Buffalo.....	7	5
Cal Poly.....	1	0
California.....	2	0
Central Michigan	1	8
Connecticut.....	0	1
Colorado.....	4	2
East Carolina.....	0	1
Eastern Illinois.....	1	0
Eastern Michigan	6	1
Gardner-Webb	3	0
Hampton.....	1	0
Idaho.....	2	0
Illinois.....	1	0
Iowa.....	2	0
Iowa State.....	5	1
Kansas.....	8	0
Kansas State.....	2	4
Kent State	9	4
Kentucky.....	0	1
Louisiana.....	2	0
Louisiana-Monroe.....	1	0
Louisiana Tech.....	1	0
Louisville.....	0	1
Marshall.....	4	3
Massachusetts.....	3	0
McNeese State.....	1	0
Miami (Fla.).....	0	1
Miami (Oh).....	11	2
Minnesota.....	0	1
Mississippi.....	0	1
Missouri.....	5	2
New Mexico State.....	2	0
Norfolk State.....	1	0
North Texas.....	2	0
Northern Illinois.....	3	2
Northwestern.....	1	2
Notre Dame.....	2	0
Ohio State.....	0	2
Oklahoma.....	1	1
Oklahoma State.....	3	1
Penn State.....	2	1
Pittsburgh.....	1	0
Purdue.....	0	1
Rice.....	1	0
Rutgers.....	0	2
San Jose State.....	1	0
South Eastern Louisiana.....	1	0
Southern Mississippi.....	2	1
Temple.....	4	1
Tennessee.....	1	2
Tennessee-Martin.....	1	0
Texas.....	1	4
Texas A&M.....	3	1
Texas Christian.....	1	0
Texas State.....	0	1
Texas Tech.....	2	0
Toledo.....	2	3
Troy.....	3	2
Utah State.....	3	0
VMI.....	1	0
Virginia Tech.....	0	2
Washington.....	1	0
Western Michigan.....	1	4
Wofford.....	1	0
Wyoming.....	0	2
TOTALS	154	89

Solich's arrival brought a renewed enthusiasm to the Bobcat football program. Ohio used that spark to begin a massive renovation of Peden Tower to better serve its student-athletes.

The momentum carried over into Solich's first season on the sidelines at Peden Stadium. Solich's first win at Ohio came against defending Big East champion Pittsburgh in his home debut. Dion Byrum's two interception returns for touchdown on national television in an overtime victory put the Bobcats on the national stage. The win was one of only two victories for MAC teams against BCS-conference opponents during that season.

Solich arrived in Athens after six seasons as the head coach at the University of Nebraska. Solich spent nearly 30 years as part of the Nebraska program as a player, assistant coach and head coach. A Big 12 Coach of the Year in 1999 and 2001, Solich produced nine-win seasons in five of his six years as head coach of the Huskers. In 1999, 2000 and 2001, he generated 12, 10 and 11 win seasons, respectively. He also generated six-consecutive bowl appearances including a 2001 run at the national championship against Miami in the Rose Bowl.

Under Solich's leadership, Nebraska spent 54 consecutive weeks in the Associated Press Top 10. In his first five seasons as Husker head coach, Solich won 49 games, more than both his storied predecessors, Bob Devaney and Dr. Tom Osborne, in their first five years at Nebraska.

Moving on from Nebraska following a 2003 season in which his Huskers went 10-3, Solich was nevertheless determined to stay as close as possible to the college game until just the right opportunity came along. In a unique professional development opportunity all too often ignored by colleagues, Solich chose to travel the college and professional ranks to update his knowledge of the game, broaden his perspectives on its nuances and challenges and ready himself for the next great challenge.

Stepping back from the sideline included wide-ranging visits to some of Division I-A's top programs as well and the schedule included much more than a courtesy call. His ambitious fact-finding odyssey included stops at Oklahoma, Texas, Wisconsin, Miami and Southern California.

Coming from his native Cleveland to Lincoln back in 1962, he was recruited to play fullback for the Cornhuskers as a part of Bob Devaney's first class of freshmen. During his time in the Husker program, Nebraska went 9-2, 10-1, 9-2 and 10-1. He earned All-Big Eight honors in 1965 and was the first Husker to rush for 200 yards in a game. His place in the Nebraska tradition was formalized with his induction into the Nebraska Football Hall of Fame in 1992.

While his accomplishments as a player were impressive, his work as a gifted teacher and assistant coach perhaps had as much to do with his arrival in the shrine as anything. Nine of the 15 seasons he served as running backs coach, Nebraska led the nation in rushing. He recruited and coached 1983 Heisman winner Mike Rozier and produced at least one all-conference running back in thirteen of the fifteen years he mentored that position. As a head coach, Solich mentored Eric Crouch to the 2001 Heisman Trophy.

THE FRANK SOLICH FILE ...
COLLEGIATE COACHING EXPERIENCE

2005-present Head Coach Ohio

- 96-70 overall, 62-39 MAC (13th season)
- Led Ohio to its first-ever Bowl victory
- Has guided Ohio to 96 wins since 2006.
- Served as head coach for the Aina Team at the 2005 Hula Bowl
- Guided Ohio to one of the biggest turnarounds in college football during his second season with the Bobcats, improving from 4-7 in 2005 to 9-5 in 2006
- Led Ohio to MAC East Division Championships in 2006, 2009 and 2011
- Appearances in 2007 GMAC Bowl, 2009 Little Caesars Pizza Bowl, 2010 R+L Carriers New Orleans Bowl, 2011 Famous Idaho Potato Bowl, 2012 Advocare 100 Independence Bowl and 2013 Beef 'O' Brady's Bowl.

1998-2003 Head Coach Nebraska

- Compiled a 58-19 (.753) record
- Big 12 Coach of the Year (1999, 2001)
- Coached Huskers to the 1999 Big 12 title

1983-98 Asst. Head Coach/Running Backs Nebraska

- Promoted to assistant head coach in 1991
- Team led the nation in rushing nine times
- Mentored an all-conference back 13 times in 15 seasons.
- Coached and recruited two Heisman Trophy winners (Mike Rozier, 1983; Eric Crouch, 2001)
- Coached more than 250 professional players in 24 years at Nebraska

1979-83 Freshman Head Coach Nebraska

- Coached team to a 19-1 record (.950)

EDUCATION

1966 Bachelor's of Science Nebraska
1972 Master's of Education Nebraska

PLAYING EXPERIENCE

1962-65 Fullback Nebraska

- Three-year letterwinner
- All-Big 8 Conference
- Co-Captain in 1965
- Set Nebraska single-game rushing record for fullbacks (204 yds.)

1965 Baseball Nebraska

SOLICH YEAR-BY-YEAR

Year	School	W	L	Conf.	Bowl
1998	Nebraska	9	4	5-3	Holiday Bowl (L)
1999	Nebraska	12	1	7-1	Fiesta Bowl (W)
2000	Nebraska	10	2	6-2	Alamo Bowl (W)
2001	Nebraska	11	2	7-1	Rose Bowl (L)
2002	Nebraska	7	7	3-5	Independence Bowl (L)
2003	Nebraska	9	3	5-3	---
2005	Ohio	4	7	3-5	---
2006	Ohio	9	5	7-1	GMAC Bowl (L)
2007	Ohio	6	6	4-4	---
2008	Ohio	4	8	3-5	---
2009	Ohio	9	5	7-1	Little Caesars Pizza Bowl (L)
2010	Ohio	8	5	6-2	R+L Carriers New Orleans Bowl (L)
2011	Ohio	10	4	6-2	Famous Idaho Potato Bowl Champions (W)
2012	Ohio	9	4	4-4	Independence Bowl Champions (W)
2013	Ohio	7	6	4-4	Beef 'O' Brady's Bowl (L)
2014	Ohio	6	6	3-3	---
2015	Ohio	8	5	5-3	Raycom Media Camelia Bowl (L)
2016	Ohio	8	6	6-2	Dollar General Bowl
2017	Ohio	8	4	5-3	Bahamas Bowl
Totals	19th Year	154	90	96-50	11 (4-7)

OHIO COACHING VICTORIES LIST

	Coach	W	L	T	Seasons
1.	Don Peden	121	46	11	1924-46
2.	Bill Hess	108	91	4	1958-77
3.	Frank Solich	96	70	0	2005-pres.
4.	Carroll Widdoes	42	36	5	1949-57
5.	Jim Grobe	33	33	1	1995-2000
6.	Brian Burke	31	34	1	1979-84
7.	Mark Banks	22	17	2	1913-17
8.	Art McFarland	13	10	1	1906-08
	Russ Finsterwald	13	10	1	1920-22

OHIO RECORD UNDER SOLICH WHEN...

	63-19	5-2	2016	2015	2014	2013	2012	2011	2010	2009	2008	2007	2006	2005
Ohio Scores First	31-50	3-1	8-1	8-2	4-1	6-2	5-2	7-1	6-0	6-1	2-3	3-2	5-1	2-1
Opponent Scores First	60-13	4-2	0-5	1-3	2-5	1-4	4-2	3-3	2-5	3-5	2-5	3-4	4-4	2-6
Ohio leads after first quarter	20-14	1-1	8-1	8-1	3-0	5-1	3-1	4-1	6-1	7-1	2-2	5-2	5-0	2-1
Tied after first quarter	15-43	3-1	0-0	1-0	2-2	2-1	2-0	3-2	2-0	1-1	1-1	1-2	4-1	1-3
Opponent leads after first quarter	81-9	7-1	0-5	0-4	1-4	0-4	4-3	3-1	0-4	1-3	1-5	0-2	1-4	1-3
Ohio leads at half	9-55	0-2	8-0	9-1	5-0	7-0	8-0	7-1	6-0	7-0	4-4	4-2	7-0	4-0
Opponent leads at half	4-6	1-0	0-5	0-3	1-5	0-6	1-4	2-3	1-4	1-4	0-4	2-3	2-5	0-7
Tied at half	83-8	8-0	0-1	0-1	0-1	0-0	0-0	1-0	1-1	1-1	0-0	0-1	0-0	0-0
Ohio leads after third quarter	2-4	0-0	7-0	8-1	5-0	7-0	6-0	7-1	8-1	6-0	4-3	5-2	9-0	4-0
Tied after third quarter	9-55	0-3	0-1	0-0	0-0	0-0	1-0	1-2	0-1	0-0	0-0	0-0	0-0	0-0
Opponent leads after third quarter	55-9	6-2	0-4	0-4	1-6	0-5	2-4	2-1	0-3	3-5	0-5	1-3	0-5	0-7
Ohio has 100-yard rusher	21-37	2-1	4-0	3-0	2-1	2-0	8-2	6-0	3-0	2-0	3-0	5-2	8-0	3-2
Opponent has 100-yard rusher	7-36	0-0	1-0	1-3	1-4	2-5	2-3	2-2	1-2	1-3	4-2	2-4	2-2	0-4
Ohio runs for less than 100	39-10	4-1	0-3	1-0	0-3	1-4	0-1	0-1	0-4	1-4	1-4	1-3	1-5	1-4
Opponent runs for less than 100	13-22	1-0	3-3	4-0	5-1	2-0	3-0	5-0	4-1	2-1	1-3	2-0	3-0	2-0
Ohio runs for 100-149	26-11	3-2	2-3	1-2	1-2	2-2	1-1	2-2	0-1	3-1	0-4	0-2	1-0	0-2
Opponent runs for 100-149	19-6	1-2	3-1	2-0	0-0	2-0	3-1	2-0	2-2	3-1	1-0	1-0	3-3	2-2
Ohio runs for 150-199	15-19	0-0	2-0	2-1	3-1	0-0	2-1	0-0	3-0	3-0	1-0	1-0	1-0	0-1
Opponent runs for 150-199	55-8	6-1	2-0	2-1	0-1	2-1	2-1	1-4	1-1	2-2	1-4	1-1	1-1	0-2
Ohio runs for 200+	14-25	1-1	3-1	6-1	3-1	5-0	6-1	8-1	5-0	2-0	2-0	4-2	6-0	3-0
Opponent runs for 200+	8-5	0-0	1-1	0-3	0-3	1-5	1-2	2-0	1-1	2-1	1-1	2-3	2-1	0-3
Ohio passes for less than 100	10-4	2-0	1-0	0-0	0-1	0-0	0-0	0-0	1-1	0-0	0-0	0-1	5-0	1-2
Opponent passes for less than 100	39-30	6-2	0-0	0-0	0-0	0-0	0-1	2-0	2-0	2-1	1-1	0-0	2-1	0-0
Ohio passes for 100-199	32-17	1-0	3-1	4-2	4-2	0-3	3-1	2-0	3-2	5-4	1-2	3-1	3-5	3-5
Opponent passes for 100-199	41-25	2-1	3-0	4-2	1-2	6-1	4-1	4-0	0-2	4-1	0-4	1-2	4-2	1-0
Ohio passes for 200-299	31-31	1-2	3-4	5-2	2-2	5-0	4-2	8-3	4-2	3-0	2-5	3-4	0-0	0-0
Opponent passes for 200-299	11-9	0-0	3-4	4-2	4-2	0-3	3-1	0-3	3-2	0-2	3-1	5-3	3-1	2-5
Ohio passes for 300+	19-16	4-1	1-2	1-1	0-1	3-1	2-1	2-1	0-0	1-1	1-1	0-0	1-0	0-0
Opponent passes for 300+	10-39	0-0	2-2	0-1	1-2	1-1	2-1	2-1	3-1	3-1	0-2	0-0	0-1	1-2
Ohio scores less than 20	45-2	3-0	3-1	1-2	1-5	0-4	0-2	1-0	0-3	1-4	0-5	0-2	3-5	1-6
Opponent scores less than 20	20-24	1-2	4-0	5-0	3-0	3-0	5-0	4-0	5-0	5-0	1-2	2-0	6-0	1-0
Ohio scores 20-29	35-31	2-1	0-4	3-2	2-1	1-2	2-2	3-3	0-2	3-1	1-3	1-1	3-0	0-1
Opponent scores 20-29	36-4	0-1	4-4	3-2	3-3	3-1	3-3	4-3	2-3	2-4	1-3	3-0	3-3	2-1
Ohio scores 30-39	14-20	3-1	5-0	2-0	3-0	2-0	3-0	3-1	7-0	3-0	0-0	4-2	2-0	3-0
Opponent scores 30-39	26-2	6-0	0-0	1-1	0-1	1-2	2-0	1-2	1-0	3-1	1-2	0-3	0-2	1-5
Ohio scores 40+	3-17	1-1	0-1	3-0	0-0	4-0	4-0	3-0	1-0	1-0	3-0	1-1	1-0	0-0
Opponent scores 40+	23-41	3-2	0-1	0-3	0-2	0-3	0-1	0-0	0-2	0-0	1-1	1-2	0-0	0-1
Ohio commits more turnovers	58-15	4-0	2-3	1-2	3-4	1-4	1-1	4-2	2-5	1-1	1-5	1-3	3-4	0-4
Ohio commits less turnovers	13-13	1-0	5-2	6-2	3-2	5-0	8-1	4-1	5-0	7-1	2-1	5-3	2-1	4-1
Turnovers are equal	42-31	3-0	1-0	1-1	0-0	1-2	0-2	2-1	1-0	1-3	1-2	0-0	4-0	0-2
Ohio commits more penalties	44-32	5-3	5-1	4-1	3-4	3-1	3-3	4-2	3-3	3-2	2-6	4-3	5-3	2-3
Ohio commits less penalties	8-6	1-0	3-5	3-4	3-2	4-5	6-1	5-0	5-2	3-3	1-1	2-1	4-1	1-4
Penalties are equal	58-24	6-0	0-0	1-0	0-0	0-0	0-0	1-2	0-0	3-0	1-1	0-2	0-1	1-0
Ohio has more time of posession	34-48	2-3	6-4	5-2	5-2	2-0	4-3	6-1	5-1	5-1	2-4	4-1	6-4	3-1
Opponent has more time of posession	4-9	0-1	2-3	3-3	1-4	5-6	4-1	3-4	3-4	4-4	2-4	2-5	3-1	1-6
Playing on Natural Grass	90-61	8-2	0-1	0-0	0-1	0-0	1-0	1-0	1-0	0-1	0-1	1-1	0-0	0-3
Playing on Turf	3-1	1-0	8-5	8-5	6-5	7-6	8-4	9-4	7-5	9-4	4-7	5-5	9-5	4-4
Overtime Games	5-5	2-0	0-1	0-0	0-0	0-0	0-0	0-0	0-0	1-0	0-0	0-0	0-0	1-0
Wearing Black Jerseys	20-9	2-0	1-1	2-1	0-1	3-1	2-1	2-0	-	-	-	-	-	-
Wearing Green Helmets	20-9	2-0	3-3	4-2	4-2	2-3	5-1	-	-	-	-	-	-	-

HAM 0 0 0 0 0
OHIO 7 13 26 13 59

Sept. 2, 2017 | Peden Stadium | Athens, Ohio | 7 p.m. | Attendance: 17,501

SCORING SUMMARY

OHIO	1ST	9:23	WHITE, Papi 16 yard pass from Maxwell (Zervos Kick) - 1, 31, 0:11	OHIO 709
OHIO	2ND	6:51	ROURKE, Nathan 8 yd run (Zervos kick failed) - 16, 82, 7:38	OHIO 13-0
OHIO	2ND	2:26	ROSS, Julian 1 yd run (Zervos kick) - 7, 34, 3:13	OHIO 20-0
OHIO	3RD	12:26	BROWN, Dorian 10 yd run (Zervos kick) - 1, 20, :11	OHIO 27-0
OHIO	3RD	12:03	SAFETY	OHIO 29-0
OHIO	3RD	7:53	ROSS, Julian 2 yd run (Zervos kick) - 8, 60, 4:03	OHIO 36-0
OHIO	3RD	6:46	ROURKE, Nathan 13 yd run (Zervos kick) - 1, 13, :08	OHIO 43-0
OHIO	3RD	3:06	ZERVOS, Louie 38 yd field goal - 7, 29, 2:06	OHIO 46-0
OHIO	4TH	12:43	ROURKE, Nathan 21 yd run (Zervos kick) - 5, 42, 2:57	OHIO 52-0
OHIO	4TH	6:26	WEARS, Dylan 9 yd run (Zervos kick) - 1, 9, :05	OHIO 59-0



Soph. QB Nathan Rourke rushed for three rushing touchdowns in the season opener against Hampton.

TEAM STATS

	HAM	OHIO
FIRST DOWNS	7	22
Rushing	3	14
Passing	3	6
Penalty	1	2
NET YARDS RUSHING	52	248
Rushing Attempts	32	53
Average Per Rush	1.6	4.7
Rushing Touchdowns	0	7
Yards Gained Rushing	106	263
Yards Lost Rushing	54	15
NET YARDS PASSING	61	172
Completions-Attempts-Int	6-24-0	13-19-1
Average Per Attempt	2.5	9.1
Average Per Completion	10.2	13.2
Passing Touchdowns	0	1
TOTAL OFFENSE YARDS	113	420
Total offense plays	56	72
Average Gain Per Play	2.0	5.8
Fumbles: Number-Lost	3-2	1-0
Penalties: Number-Yards	10-67	6-54
PUNTS-YARDS	11-339	3-120
Average Yards Per Punt	30.8	40.0
Net Yards Per Punt	27.3	40.3
Inside 20	1	3
50+ Yards	0	1
Touchbacks	1	0
Fair catch	1	0
KICKOFFS-YARDS	2-124	10-620
Average Yards Per Kickoff	62.0	62.0
Net Yards Per Kickoff	43.0	46.5
Touchbacks	0	1
Punt returns: Number-Yards-TD	1--1-0	4-19-0
Average Per Return	-1.0	4.8
Kickoff returns: Number-Yds-TD	9-130-0	2-38-0
Average Per Return	14.4	19.0
Interceptions: Number-Yds-TD	1-0-0	0-0-0
Fumble Returns: Number-Yds-TD	0-0-0	0-0-0
Miscellaneous Yards	0	0
Possession Time	24:17	35:43
1st Quarter	6:24	8:36
2nd Quarter	3:33	11:27
3rd Quarter	7:45	7:15
4th Quarter	6:35	8:25
Third-Down Conversions	2 of 15	7 of 14
Fourth-Down Conversions	0 of 1	3 of 3
Red-Zone Scores-Chances	0-0	7-7
Touchdowns	0-0	7-7
Field goals	0-0	0-7
Sacks By: Number-Yards	0-0	3-13
PAT Kicks	0-0	6-8
Field Goals	0-0	1-1
Points off turnovers	0	14

ATHENS, Ohio — Sophomore quarterback Nathan Rourke ran for three touchdowns to lead Ohio to a 59-0 victory over Hampton on Saturday in Ohio's season opener at Peden Stadium.

Ohio racked up 420 yards of offense with eight touchdowns and 22 first downs.

The running outweighed the passing, as the Bobcats totaled seven rushing touchdowns and 248 rushing yards, the most since 2002 against Kent State when Ohio scored six rushing touchdowns.

With the return of redshirt junior running back A.J. Ouellette (Covington, Ohio) and a strong offensive line, the scoring was expected, but the bigger surprise was the defensive dominance.

Hampton only mustered 108 yards while being shutout. Tougher competition sits on the horizon for the Bobcats, but with 10 tackles for loss and 3 sacks, the defense dominated Saturday's contest.

Redshirt senior linebacker Quentin Poling (Gomer, Ohio) and redshirt freshman defensive end Austin Conrad (Grafton, Ohio) each recorded six tackles, while four Bobcats registered four tackles apiece. Junior linebacker Evan Crouch (Youngstown, Ohio) led the Bobcats with two sacks.

Redshirt sophomore quarterback Quinton Maxwell (Rayville, Mo.) was 7-9 with 100 yards, while throwing a touchdown the touchdown to redshirt sophomore wide receiver Papi White (Seminole, Okla.). Ouellette led all rushers with 63 yards on 12 carries.

Rourke and Maxwell split series in the second half, as Rourke finished the game 6 for 10 with 72 yards and a long of 23 yards when he hit redshirt freshman wide receiver Bryan Long Jr. across the middle for a 23-yard pickup. Rourke was also the second-highest rusher for Ohio, scrambling for 55 yards on six rushes.

Redshirt freshman wide receiver Cameron Odom (Bedford, Ohio) and White combined for 110 of the 172 receiving yards Saturday night, as White hauled in the only receiving touchdown.

For freshman running back Julian Ross (Kansas City, Mo.), he finished the day with two rushing touchdowns and 27 yards on 11 carries.

Ohio put the game out of reach when it scored 26 points in the third quarter. Rourke scored one of his three touchdowns on a 13-yard run, Ross picked up his second rushing touchdown of the night and redshirt senior Dorian Brown (Pittsburg, Pa.) rushed from 10 yards out.

The five other points in the quarter came from redshirt sophomore kicker Louie Zervos' (Tarpon Springs, Fla.) 38-yard field goal and a safety due to a Pirates' punt snap that went out of the back of the end zone.

The Bobcats jumped on top early, on their second drive of the game Maxwell found an open White near the sideline, as the running back scampered into the end zone for a 16-yard pass and the first score of the season.

The scoring continued in the second quarter, when Rourke made his first appearance as a Bobcat. The redshirt sophomore quarterback strung together a 16 play, 82-yard scoring drive. On the drive, Ohio picked up 78 of its 420 yards on the day and Rourke completed all three of his pass attempts. The drive was capped off on a Rourke 8-yard run.

OHIO

Rushing	No.	Gain	Loss	Net	TD	Lg	Avg
Ouellette, A.J.	12	65	2	63	0	13	5.2
Rourke, Nathan	6	55	5	50	3	21	8.3
Brown, Dorian	10	51	2	49	1	17	4.9
Wears, Dylan	5	36	0	36	1	10	7.2
Burroughs, Davi	7	29	1	28	0	7	4.0
Ross, Julian	11	27	0	27	2	6	2.5
Maxwell, Quinto	2	0	5	-5	0	0	-2.5

Passing	C-A-I	Yds	TD	Long	Sack
Rourke, Nathan	6-10-0	72	0	23	0
Maxwell, Quinto	7-9-1	100	1	48	0

Receiving	No.	Yds	TD	Long
Odom, Cameron	4	75	0	48
White, Papi	3	35	1	16
Cope, Brendan	2	12	0	8
Long Jr., Bryan	1	23	0	23
Marhefka, Jerri	1	19	0	19
Brown, Dorian	1	10	0	10
Ouellette, A.J.	1	-2	0	0

HAMPTON

Rushing	No.	Gain	Loss	Net	TD	Lg	Avg
POWELL Chase	4	40	0	40	0	21	10.0
MCKENZIE Shai	13	37	6	31	0	15	2.4
JOHNSON Yahkee	8	16	12	4	0	8	0.5
GREENE Brendan	1	2	0	2	0	2	2.0
WILLIAMS Delmon	5	11	15	-4	0	7	-0.8
TEAM	1	0	21	-21	0	0	-21.0

Passing	C-A-I	Yds	TD	Long	Sack
WILLIAMS Delmon	5-15-0	51	0	27	3
GREENE Brendan	1-9-0	10	0	10	0

Receiving	No.	Yds	TD	Long
WOLFOLK Wesley	3	38	0	27
JOHNSON Yahkee	1	10	0	10
KNIGHT Aulden	1	9	0	9
BELL Ronald	1	4	0	4

OHIO 7 0 7 7 21
PUR 10 24 7 3 44

Sept. 8, 2017 | Ross-Ade Stadium | West Lafayette, Ind. | 7 p.m. | Attendance: 45,633

SCORING SUMMARY

PUR	1st	12:42	Spencer Evans 36 yd field goal - 7, 56, 2:18	PURDUE 3-0
PUR	1st	04:21	Brycen Hopkins 17 yd pass from Elijah Sindelar (Evans Kick) - 7, 68, 2:40	PURDUE 10-0
OHIO	1st	00:27	Ouellette, A.J. 4 yd run (Evans kick) - 9, 97, 4:03	PURDUE 17-10
PUR	2nd	05:19	Cole Herdman 62 yd pass from David Blough (Dellinger kick) - 1, 62, :14)	PURDUE 24-10
PUR	2nd	00:51	J.D. Dellinger 22 yd field goal - 6, 43, 2:29)	PURDUE 27-10
PUR	2nd	00:21	Mahoungou 31 yd pass from David Blough (Evans kick) - 1, 31, :08	PURDUE 34-7
OHIO	3rd	10:50	Ross, Julian 1 yd run (Zervos kick) - 10, 75, 4:10	PURDUE 34-14
PUR	3rd	05:45	Jackson Anthrop 5 yd pass from David Blough (Dellinger kick) - 10, 84, 5:05	PURDUE 41-14
PUR	4th	06:55	Spencer Evans 38 yd field goal - 8, 27, 4:15	PURDUE 44-14
OHIO	4th	04:27	Odom, Cameron 25 yd pass from Rourke, Nathan (Zervos kick) - 7, 84, 2:28	PURDUE 44-21



RS FR wide receiver Cameron Odom recorded his first career touchdown reception against Purdue.

TEAM STATS

	OHIO	PUR
FIRST DOWNS	23	25
Rushing	8	14
Passing	14	10
Penalty	1	1
NET YARDS RUSHING	173	263
Rushing Attempts	38	44
Average Per Rush	4.6	6.0
Rushing Touchdowns	2	1
Yards Gained Rushing	185	274
Yards Lost Rushing	12	11
NET YARDS PASSING	223	295
Completions-Attempts-Int	17-29-0	16-24-0
Average Per Attempt	7.7	12.3
Average Per Completion	13.1	18.4
Passing Touchdowns	1	4
TOTAL OFFENSE YARDS	396	558
Total offense plays	67	68
Average Gain Per Play	5.9	8.2
Fumbles: Number-Lost	2-2	0-0
Penalties: Number-Yards	3-30	4-45
PUNTS-YARDS	5-189	3-150
Average Yards Per Punt	37.8	50.0
Net Yards Per Punt	36.8	44.0
Inside 20	2	2
50+ Yards	0	2
Touchbacks	0	0
Fair catch	2	2
KICKOFFS-YARDS	4-225	9-585
Average Yards Per Kickoff	56.2	65.0
Net Yards Per Kickoff	36.8	42.0
Touchbacks	2	7
Punt returns: Number-Yards-TD	1-18-0	2-5-0
Average Per Return	18.0	2.5
Kickoff returns: Number-Yds-TD	2-32-0	2-28-0
Average Per Return	16.0	14.0
Interceptions: Number-Yds-TD	0-0-0	0-0-0
Fumble Returns: Number-Yds-TD	0-0-0	0-0-0
Miscellaneous Yards	0	0
Possession Time	28:08	31:52
1st Quarter	8:29	6:31
2nd Quarter	7:17	7:43
3rd Quarter	6:04	8:56
4th Quarter	6:18	8:42
Third-Down Conversions	5 of 13	4 of 11
Fourth-Down Conversions	1 of 2	1 of 1
Red-Zone Scores-Chances	2-2	6-6
Touchdowns	2-2	3-6
Field goals	0-2	3-6
Sacks By: Number-Yards	1-3	1-7
PAT Kicks	3-3	5-5
Field Goals	0-0	3-3
Points off turnovers	0	10

WEST LAFAYETTE, Ind. — The Ohio football team fell 44-21 to the Purdue Boilermakers on Friday night at Ross-Ade Stadium.

It was the Bobcats first loss of the season, dropping them to 1-1.

Redshirt sophomore Nathan Rourke finished the game with 16 completions for 224 yards with one touchdown, his longest pass coming on a 30-yard strike to redshirt junior wide receiver Papi White.

White led all receivers with six receptions for 98 yards. The Ohio running game finished with 172 yards; freshman running back Julian Ross had a team-high 55 yards on nine carries and a touchdown.

Ohio clawed back from a 10-0 deficit in the first quarter, putting together an eight play, 75-yard drive to make it a 10-7 game. It was Rourke's first series of the game, as he passed for 46 yards on the drive.

The touchdown came off of a four-yard run from redshirt junior running back A.J. Ouellette, his first touchdown of the season.

Entering the second quarter, the Bobcats trailed 10-7.

The Boilermakers scored 24 unanswered points to close out the first half of the game, highlighted by a 62-yard pass from quarterback David Blough to tight end Cole Herdman.

Rourke finished out the rest of the game at quarterback, as the Bobcats scored two touchdowns in the second half. On the opening drive of the third quarter, Rourke led Ohio on a 10-play, 75-yard drive which resulted in Ross' third touchdown of the season.

The drive, which spanned over four minutes, saw Rourke complete four passes for 71 yards, including a 28-yard pass to White.

The Bobcats struck one last time in the fourth quarter off of a 25-yard pass from Rourke to redshirt freshman wide receiver Cameron Odom. It was Ohio's only passing touchdown on the night.

The Boilermakers finished the game with 558 total yards. The Bobcats' defense allowed five touchdowns on the night.

Redshirt senior linebacker Chad Moore led Ohio's defensive effort seven tackles, three other Bobcats collected seven tackles. Ohio finished the night with three tackles for loss.

OHIO

Rushing	No.	Gain	Loss	Net	TD	Lg	Avg
Ross, Julian	9	55	0	55	1	20	6.1
Ouellette, A.J.	11	42	4	38	1	24	3.5
Rourke, Nathan	9	43	7	36	0	13	4.0
Brown, Dorian	7	26	1	25	0	13	3.6
Farkas, Michael	1	16	0	16	0	16	16.0
Maxwell, Quinto	1	3	0	3	0	3	3.0

Passing	C-A-I	Yds	TD	Long	Sack
Rourke, Nathan	16-23-0	211	1	28	1
Maxwell, Quinto	1-6-0	12	0	12	0

Receiving	No.	Yds	TD	Long
White, Papi	7	103	0	28
Odom, Cameron	3	46	1	25
Meyer, Andrew	2	31	0	19
Ross, Julian	2	13	0	9
Cope, Brendan	1	17	0	17
Morgan, Mason	1	9	0	9
Brown, Dorian	1	4	0	4

PURDUE

Rushing	No.	Gain	Loss	Net	TD	Lg	Avg
Tario Fuller	16	146	4	142	1	39	8.9
Lankford-Johnso	9	62	0	62	0	15	6.9
Jared Sparks	4	24	0	24	0	10	6.0
Richie Worship	3	16	0	16	0	7	5.3
D.J. Knox	6	14	0	14	0	4	2.3
Terry Wright	1	9	0	9	0	9	9.0
David Blough	3	3	3	0	0	2	0.0

Passing	C-A-I	Yds	TD	Long	Sack
David Blough	11-13-0	235	3	62	1
Elijah Sindelar	5-11-0	60	1	22	0

Receiving	No.	Yds	TD	Long
Brycen Hopkins	4	85	1	38
Jackson Anthrop	4	39	1	14
Cole Herdman	2	87	1	62
Mahoungou	2	51	1	31
Phillips	2	25	0	22
Terry Wright	2	8	0	5

KAN 0 14 0 16 30
OHIO 11 14 14 3 42

Sept. 16, 2017 | Peden Stadium | Athens, Ohio | 12 p.m. | Attendance: 22,056

SCORING SUMMARY

OHIO	1st	10:49	Zervos, Louie 41 yd field goal - 5, 69, 2:05	OHIO 3-0
OHIO	1st	04:15	Rourke, Nathan 3 yd run - 11, 64, 5:23 (Farkas, Hale, 2 PT)	OHIO 11-0
OHIO	2nd	14:53	Mangen, Troy 10 yd pass from Rourke, Nathan (Zervos kick) - 6, 58, 1:51	OHIO 18-0
KU	2nd	09:11	Herbert, Khalil 56 yd run (Rui kick) - 6, 84, 2:31	OHIO 18-7
OHIO	2nd	06:20	Mangen, Troy 9 yd pass from Maxwell, Quinto (Zervos kick) - 6, 91, 2:43	OHIO 25-7
KU	2nd	00:08	Harrell, Chase 9 yd pass from Bender, Peyton (Rui kick) - 18, 80, 6:06	OHIO 25-14
OHIO	3rd	09:53	Ouellette, A.J. 8 yd run (Zervos kick) - 4, 32, 1:13	OHIO 32-14
OHIO	3rd	00:18	Meyer, Andrew 9 yd pass from Rourke, Nathan (Zervos kick) - 12, 84, 6:45	OHIO 39-14
KU	4th	11:47	Booker, J. 1 yd pass from Bender, Peyton (Rui kick) - 12, 77, 3:26	OHIO 39-21
KU	4th	05:35	Rui, Gabriel 34 yd field goal - 11, 75, 2:34	OHIO 39-24
OHIO	4th	02:13	Zervos, Louie 46 yd field goal - 7, 18, 3:21	OHIO 42-24
KU	4th	00:00	Herbert, Khalil 2 yd run - 11, 75, 2:13	OHIO 42-30



RS SR TE Troy Mangen caught a career-high two touchdown passes against Kansas.

TEAM STATS

	KAN	OHIO
FIRST DOWNS	23	22
Rushing	5	9
Passing	17	10
Penalty	1	3
NET YARDS RUSHING	108	196
Rushing Attempts	32	42
Average Per Rush	3.4	4.7
Rushing Touchdowns	2	2
Yards Gained Rushing	148	226
Yards Lost Rushing	40	30
NET YARDS PASSING	343	254
Completions-Attempts-Int	30-47-1	16-22-1
Average Per Attempt	7.3	11.5
Average Per Completion	11.4	15.9
Passing Touchdowns	2	3
TOTAL OFFENSE YARDS	451	450
Total offense plays	79	64
Average Gain Per Play	5.7	7.0
Fumbles: Number-Lost	1-0	0-0
Penalties: Number-Yards	7-50	7-61
PUNTS-YARDS	4-173	2-94
Average Yards Per Punt	43.2	47.0
Net Yards Per Punt	42.0	48.5
Inside 20	2	2
50+ Yards	1	0
Touchbacks	0	0
Fair catch	3	1
KICKOFFS-YARDS	5-164	8-497
Average Yards Per Kickoff	32.8	62.1
Net Yards Per Kickoff	27.0	40.5
Touchbacks	0	2
Punt returns: Number-Yards-TD	1-3-0	1-5-0
Average Per Return	-3.0	5.0
Kickoff returns: Number-Yds-TD	6-123-0	2-29-0
Average Per Return	20.5	14.5
Interceptions: Number-Yds-TD	1-0-0	1-13-0
Fumble Returns: Number-Yds-TD	0-0-0	0-0-0
Miscellaneous Yards	0	0
Possession Time	27:22	32:38
1st Quarter	5:48	9:12
2nd Quarter	10:03	4:57
3rd Quarter	3:31	11:29
4th Quarter	8:00	7:00
Third-Down Conversions	7 of 16	5 of 9
Fourth-Down Conversions	3 of 4	0 of 0
Red-Zone Scores-Chances	4-4	5-6
Touchdowns	3-4	5-6
Field goals	1-4	0-6
Sacks By: Number-Yards	1-5	5-30
PAT Kicks	3-3	4-4
Field Goals	1-1	2-2
Points off turnovers	0	7

ATHENS, Ohio. — A big day passing from sophomore quarterback Nathan Rourke plus a 100-yard rusher resulted in Ohio's second win of the football season on Saturday (Sept. 16) afternoon at Peden Stadium as the Bobcats defeated Kansas 42-30.

The dual-threat quarterback, in his first collegiate start, threw for 152-yards, two touchdowns and rushed for a touchdown. Rourke was 11-for-16 on the day. "I thought he (Rourke) showed well right at the beginning," head coach Frank Solich said. "He put points on the board right away for us. So I was pleased with how he responded to starting."

Redshirt junior running back A.J. Ouellette picked up 102 yards and a touchdown on the ground, the first Bobcat this season to rush over 100-yards. The last time he rushed over 100-yards came on Nov. 24, 2015, at Northern Illinois, a 140-yard game. Ouellette averaged 10.2 yards a carry in the contest.

The Bobcats (2-1) beat a Power Five school for the fifth time under head coach Frank Solich. Ohio is now 3-0 all-time against the Jayhawks.

Joining Ouellette in the 100-yard club was redshirt senior wide receiver Brendan Cope, who finished with game-high 104 yards off of four receptions. The longest catch of the day came in the second quarter when redshirt junior quarterback Quinton Maxwell found Cope for a 58-yard connection down the Ohio sideline. Ohio finished the day with 450 yards of total offense and controlled the time of possession, 32:38. The last time the Bobcats finished over the 400-yard mark against an FBS opponent was last year against Eastern Michigan.

Thanks to a big third quarter, which saw the Bobcats rush for 77-yards, Ohio was able to pull away for the win. In that quarter, the Bobcats scored two touchdowns and had the ball for 11:29 of the quarter.

Redshirt senior Troy Mangen pulled in two touchdown catches, one being his first catch of the year. The tight end finished the game with three receptions for 35 yards.

Redshirt senior linebacker Quentin Poling led the defensive charge with nine tackles including eight solo stops. Originally a game-time decision, Poling led a defense, which held Kansas to an average of 5.7 yards per play.

Ohio totaled five sacks in the game, the most since playing Buffalo in 2016. Redshirt senior defensive end Trent Smart and junior linebacker Evan Crouth each recorded 1.5 sacks as Conner Dylan picked up one. The Bobcats totaled nine tackles for loss.

The Jayhawks rushing attack was held to 108 yards, averaging just 3.4 yards per carry.

In the third quarter, redshirt junior Jalen Fox intercepted Kansas quarterback Peyton Bender, returning the ball to the Jayhawks 32-yard line. It was Fox's first career interception.

The Bobcats jumped out to an 18-0 lead, with 11 points in the first quarter and the first touchdown of the second quarter.

Ouellette opened the game up with a 63-yard rush down the Ohio sideline, but the Bobcats were forced to kick a field goal on the drive. Redshirt sophomore Louie Zervos hit a 41-yard field goal to put Ohio up 3-0.

Ohio put together an 11 play, 64-yard drive on its second possession of the game, topped off by a Rourke spinning, rushing touchdown from three yards out. On the drive, Rourke completed four passes for 48 yards.

OHIO

Rushing	No.	Gain	Loss	Net	TD	Lg	Avg
Ouellette, A.J.	10	103	1	102	1	63	10.2
Brown, Dorian	12	70	2	68	0	26	5.7
Ross, Julian	7	34	2	32	0	23	4.6
White, Papi	1	0	0	0	0	0	0.0
Maxwell, Quinto	3	4	5	-1	0	4	-0.3
TEAM	1	0	2	-2	0	0	-2.0
Rourke, Nathan	8	15	18	-3	1	6	-0.4

Passing	C-A-I	Yds	TD	Long	Sack
Rourke, Nathan	11-16-0	152	2	24	1
Maxwell, Quinto	5-6-1	102	1	58	0

Receiving	No.	Yds	TD	Long
Cope, Brendan	5	104	0	58
Meyer, Andrew	5	86	1	24
Mangen, Troy	3	35	2	16
White, Papi	1	17	0	17
Knock, DL	1	7	0	7
Odom, Cameron	1	5	0	5

KANSAS

Rushing	No.	Gain	Loss	Net	TD	Lg	Avg
Herbert, Khalil	19	140	3	137	2	56	7.2
Williams, Dom	4	6	1	5	0	3	1.2
Stanley, Carter	2	2	0	2	0	1	1.0
Thompson, Deron	1	0	6	-6	0	0	-6.0
Bender, Peyton	6	0	30	-30	0	0	-5.0

Passing	C-A-I	Yds	TD	Long	Sack
Bender, Peyton	30-47-1	343	2	36	5

Receiving	No.	Yds	TD	Long
Sims, Steven	6	60	0	16
Hampton, Quan	6	39	0	15
Harrell, Chase	5	58	1	28
Booker, J.	4	59	1	36
Fairs, Evan	3	77	0	34
Johnson, Ben	2	25	0	16
Herbert, Khalil	2	18	0	11
Williams, Dom	1	6	0	6
Schadler, Ryan	1	1	0	1

OHIO 3 7 3 0 14 27
EMU 3 3 0 7 7 20

Sept. 23, 2017 | Rynearson Stadium | Yipsilanti, Mich. | 2 p.m. | Attendance: 11,373

SCORING SUMMARY

OHIO	1st	10:46	Zervos, Louie 41 yd field goal - 10, 46, 4:14	OHIO 3-0
EMU	1st	01:11	FRICANO, Paulie 41 yd field goal - 10, 39, 3:22	3-3
EMU	2nd	01:25	FRICANO, Paulie 31 yd field goal - 9, 17, 3:42	EMU 6-0
OHIO	2nd	00:10	Ellis, Bradd 46 yd interception return (Zervos kick)	OHIO 10-6
OHIO	3rd	06:22	Zervos, Louie 44 yd field goal - 6, 55, 2:35	OHIO 13-6
EMU	4th	10:54	ERIKSEN, Ian 1 yd run (FRICANO kick) - 7, 69, 2:29	13-13
EMU	OT	15:00	BAILEY, Sergio 25 yd pass from ROBACK, Brogan (FRICANO kick) - 1, 25, 0:00	EMU 20-13
OHIO	OT	15:00	Cope, Brendan 8 yd pass from Rourke, Nathan (Zervos kick) - 4, 25, 0:00	2-2-
OHIO	OT	15:00	Odom, Cameron 7 yd pass from Rourke, Nathan (Zervos kick) - 6, 25, 0:00	OHIO 27-20



RS SR CB Bradd Ellis had two passes defended including an INT that he returned for Ohio's first touchdown.

TEAM STATS

	OHIO	EMU
FIRST DOWNS	19	15
Rushing	9	3
Passing	8	12
Penalty	2	0
NET YARDS RUSHING	176	45
Rushing Attempts	47	27
Average Per Rush	3.7	1.7
Rushing Touchdowns	0	1
Yards Gained Rushing	206	70
Yards Lost Rushing	30	25
NET YARDS PASSING	197	305
Completions-Attempts-Int	19-32-0	29-49-1
Average Per Attempt	6.2	6.2
Average Per Completion	10.4	10.5
Passing Touchdowns	2	1
TOTAL OFFENSE YARDS	373	350
Total offense plays	79	76
Average Gain Per Play	4.7	4.6
Fumbles: Number-Lost	2-2	1-0
Penalties: Number-Yards	4-36	8-85
PUNTS-YARDS	8-332	8-342
Average Yards Per Punt	41.5	42.8
Net Yards Per Punt	37.8	42.8
Inside 20	1	4
50+ Yards	0	2
Touchbacks	1	0
Fair catch	2	2
KICKOFFS-YARDS	4-222	4-227
Average Yards Per Kickoff	55.5	56.8
Net Yards Per Kickoff	38.5	38.8
Touchbacks	1	1
Punt returns: Number-Yards-TD	0-0-0	4-10-0
Average Per Return	0.0	2.5
Kickoff returns: Number-Yds-TD	3-47-0	3-43-0
Average Per Return	15.7	14.3
Interceptions: Number-Yds-TD	1-46-1	0-0-0
Fumble Returns: Number-Yds-TD	0-0-0	2-46-0
Miscellaneous Yards	0	0
Possession Time	30:56	29:04
1st Quarter	7:20	7:40
2nd Quarter	7:12	7:48
3rd Quarter	8:12	6:48
4th Quarter	8:12	6:48
OT Quarter	0:00	0:00
Third-Down Conversions	9 of 20	5 of 18
Fourth-Down Conversions	0 of 0	0 of 3
Red-Zone Scores-Chances	3-3	2-3
Touchdowns	2-3	1-3
Field goals	1-3	1-3
Sacks By: Number-Yards	2-15	4-22
PAT Kicks	3-3	2-2
Field Goals	2-3	2-2
Points off turnovers	7	3

WWW.OHIOBOBCATS.COM

Ypsilanti, Mich. — Behind two touchdown passes from sophomore quarterback Nathan Rourke in overtime, the Ohio Bobcats defeated Eastern Michigan 27-20 in double overtime Saturday (Sept. 23) at Rynearson Stadium.

With the game tied 13-13 headed into overtime, the Bobcats won the coin flip and opted to defend. EMU scored on the first play from scrimmage, a 25-yard pass from quarterback Brogan Roback to wide receiver Sergio Bailey.

Rourke and the Bobcats were forced to score a touchdown, and they did as Rourke found redshirt senior wide receiver Brendan Cope in the back right corner of the end zone, an eight-yard connection. Then, in the second overtime, the Bobcats converted on third down when Rourke found redshirt freshman wide receiver Cameron Odom for a seven-yard touchdown pass. That would turn out to be the deciding score.

The Ohio defense held EMU to 45 rushing yards a season-low for a Bobcat opponent and stopped the Eagles offense to win the game. On the final three plays of the game, the Bobcats forced three incompletions, the final on fourth and four from the Ohio 19-yard line.

It was the Bobcats defense which kept them in the game, too. Along with keeping EMU from being a threat on the ground, they sacked Roback two times and intercepted him once.

The interception came late in the second quarter when redshirt senior cornerback Bradd Ellis intercepted Roback and returned it for 46-yards to the endzone. It was the first touchdown scored in the game, the first Bobcat interception taken back for a touchdown since 2015 and Ellis' first career touchdown.

Ohio (3-1) broke up six passes on the day and redshirt junior cornerback Jalen Fox led the Bobcats with nine tackles, seven solo. Redshirt senior linebackers Quentin Poling and Chad Moore each picked up eight tackles.

Rourke completed the game with 197 yards passing. Redshirt junior running back A.J. Ouellette rushed for 145 yards on 26 carries, his second straight week with over 100 yards on the ground. Four wide receivers finished the day with over 20 yards. Redshirt junior Andrew Meyer finished with a team-high six receptions for 44 yards.

EMU tied the game at 13-13 with 10:54 left in the game when running back Ian Eriksen jumped in from a yard out. The score was setup when the Eagles ran a double pass, a 34-yard completion to the Ohio one-yard line.

The Bobcats responded by marching down the field into field goal range, but kicker Louie Zervos missed the 47-yard try. He finished the day with two field goals and accounted for six of Ohio's 27 points in a game where points were hard to come by.

Ohio opened up the game with a scoring drive, putting together 10 plays for 46 yards over 4:18. Starting from their own 35-yard line, the Bobcats completed three passes for 21 yards. The drive was capped off by a 41-yard field goal from Zervos.

Heading into halftime, the Bobcats led 13-6.

OHIO

Rushing	No.	Gain	Loss	Net	TD	Lg	Avg
Ouellette, A.J.	26	147	2	145	0	30	5.6
Brown, Dorian	6	32	0	32	0	10	5.3
Duckworth, Joey	4	9	0	9	0	4	2.2
Knock, DL	1	1	0	1	0	1	1.0
Cope, Brendan	1	0	2	-2	0	0	-2.0
Rourke, Nathan	9	17	26	-9	0	6	-1.0

Passing	C-A-I	Yds	TD	Long	Sack
Rourke, Nathan	19-32-0	197	2	42	4

Receiving	No.	Yds	TD	Long
Meyer, Andrew	6	44	0	14
Odom, Cameron	5	56	1	29
Cope, Brendan	4	24	1	10
Marhefka, Jerri	2	26	0	21
Ouellette, A.J.	1	42	0	42
Mangen, Troy	1	5	0	5

EMU

Rushing	No.	Gain	Loss	Net	TD	Lg	Avg
VANN, Shaq	10	29	0	29	0	6	2.9
TURNER, Breck	7	23	4	19	0	13	2.7
ERIKSEN, Ian	3	3	0	3	1	2	1.0
TEAM	1	0	1	-1	0	0	-1.0
BANHAM, Blake	2	3	5	-2	0	3	-1.0
ROBACK, Brogan	4	12	15	-3	0	12	-0.8

Passing	C-A-I	Yds	TD	Long	Sack
ROBACK, Brogan	28-47-1	271	1	26	2
ORAH, Ivan	0-1-0	0	0	0	0
HOLDER, Isaac	1-1-0	34	0	34	0

Receiving	No.	Yds	TD	Long
BAILEY, Sergio	7	82	1	25
NIUPALAU, J.	4	69	0	34
PORTER, Antoine	4	41	0	25
SEXTON, Mathew	2	27	0	26
KEMP, Bryce	2	20	0	14
JOHNSON, Jaron	2	16	0	11
VANN, Shaq	2	13	0	8
BANHAM, Blake	2	10	0	6
HOLDER, Isaac	1	12	0	12
TURNER, Breck	1	6	0	6
ERIKSEN, Ian	1	5	0	5
DAUGHERTY, E.	1	4	0	4

OHIO 7 20 14 17 58

UMASS 10 17 2 21 50

Sept. 30, 2017 | McGuirk Stadium | Amherst, Mass. | 3:30 p.m. | Attendance: 7,969

SCORING SUMMARY

UMASS 1st	12:30	LAURENT, Logan 24 yd field goal - 8, 69, 2:30	UMASS 3-0
OHIO 1st	09:03	Rourke, Nathan 5 yd run (Zervos kick) - 7, 76, 3:27	OHIO 7-3
UMASS 1st	04:05	COMIS, Ross 2 yd run (Laurent, kick) - 13, 75, 4:58	UMASS 10-7
UMASS 2nd	11:35	LAURENT, Logan 35 yd field goal - 11, 60, 4:38	UMASS 13-7
OHIO 2nd	10:22	Cope, Brendan 16 yd pass from Rourke, Nathan (Zervos, kick) - 3, 28, 1:13	OHIO 14-13
OHIO 2nd	08:57	Rourke, Nathan 17 yd run (Zervos, kick) - 2, 18, :40	OHIO 21-13
OHIO 2nd	07:24	Zervos, Louie 25 yd field goal - 4, 1, :51	OHIO 24-13
UMASS 2nd	07:09	BRENEMAN, Adam 6 yd pass from FORD, Andrew (LAURENT, kick) - 1, 6, :15	OHIO 24-20
UMASS 2nd	02:26	DINGLE, Brennon 30 yd pass from FORD, Andrew (LAURENT, kick) - 7, 71, 2:47	UMASS 27-24
OHIO 2nd	00:38	Zervos, Louie 23 yd field goal - 12, 45, 1:48	27-27
OHIO 3rd	12:41	Ouellette, A.J. 5 yd run (Zervos, kick) 6, 75, 2:19	OHIO 34-27
OHIO 3rd	06:38	Ouellette, A.J. 12 yd pass from Rourke, Nathan (Zervos, kick) - 10, 79, 4:24	OHIO 41-27
UMASS 3rd	03:14	TEAM safety	OHIO 41-29
OHIO 4th	13:41	Brown, Dorian 15 yd run (Zervos, kick) - 2, 75, :40	OHIO 48-29
UMASS 4th	10:41	YOUNG, Marquis 19 yd pass from FORD, Andrew (FORD, pass failed) - 8, 75, 3:00	OHIO 48-35
OHIO 4th	06:10	Zervos, Louie 34 yd field goal - 8, 45, 4:31	OHIO 51, 35
UMASS 4th	03:23	BRENEMAN, Adam 7 yd pass from FORD, Andrew (ISABELLA, pass) - 10, 74, 2:47	OHIO 51-43
OHIO 4th	01:42	Brown, Dorian 42 yd run (Zervos, kick) - 3, 47, 1:41	OHIO 58-43
UMASS 4th	00:11	DINGLE, Brennon 16 yd pass from FORD, Andrew (LAURENT, kick) - 7, 69, 1:31	OHIO 58-50



RS SR LB Quentin Poling had a career-high 19 tackles against UMass.

TEAM STATS

	OHIO	UMASS
FIRST DOWNS	25	30
Rushing	14	9
Passing	8	17
Penalty	3	4
NET YARDS RUSHING	298	147
Rushing Attempts	40	37
Average Per Rush	7.4	4.0
Rushing Touchdowns	5	1
Yards Gained Rushing	339	161
Yards Lost Rushing	41	14
NET YARDS PASSING	181	403
Completions-Attempts-Int	13-24-0	33-58-1
Average Per Attempt	7.5	6.9
Average Per Completion	13.9	12.2
Passing Touchdowns	2	5
TOTAL OFFENSE YARDS	479	550
Total offense plays	64	95
Average Gain Per Play	7.5	5.8
Fumbles: Number-Lost	1-0	1-1
Penalties: Number-Yards	8-74	5-39
PUNTS-YARDS	2-82	1-43
Average Yards Per Punt	41.0	43.0
Net Yards Per Punt	36.0	41.0
Inside 20	0	0
50+ Yards	0	0
Touchbacks	0	0
Fair catch	1	0
KICKOFFS-YARDS	12-665	7-401
Average Yards Per Kickoff	55.4	57.3
Net Yards Per Kickoff	33.9	27.6
Touchbacks	3	1
Punt returns: Number-Yards-TD	1-2-0	1-10-0
Average Per Return	2.0	10.0
Kickoff returns: Number-Yds-TD	6-183-0	9-183-0
Average Per Return	30.5	20.3
Interceptions: Number-Yds-TD	1-33-0	0-0-0
Fumble Returns: Number-Yds-TD	0-0-0	0-0-0
Miscellaneous Yards	0	0
Possession Time	26:39	33:21
1st Quarter	6:19	8:41
2nd Quarter	6:28	8:32
3rd Quarter	6:49	8:11
4th Quarter	7:03	7:57
Third-Down Conversions	5 of 10	5 of 18
Fourth-Down Conversions	0 of 0	6 of 8
Red-Zone Scores-Chances	9-9	7-7
Touchdowns	6-9	5-7
Field goals	3-9	2-7
Sacks By: Number-Yards	2-12	2-8
PAT Kicks	7-7	4-4
Field Goals	3-3	2-2
Points off turnovers	10	0

AMHERST, Mass. — Behind two rushing touchdowns from redshirt senior running back Dorian Brown (Pittsburgh, PA) the Ohio football team defeated the UMass Minutemen 58-50 on Saturday afternoon at Warren McGuirk Alumni Stadium.

Along with the touchdowns, Brown rushed for 73 yards, his long of 42 coming late in the fourth quarter, which put the game too far out of reach.

The Bobcats (4-1) offense finished the game with 473 yards on the day, scoring seven touchdowns. Sophomore quarterback Nathan Rourke (Ontario, Canada) accounted for 294 yards of Ohio's offense, passing for two touchdowns and running for two.

Redshirt senior linebacker Quentin Poling (Gomer, Ohio) led the defensive effort, finishing the game with 19 tackles, a career-high. The Bobcats reached the UMass quarterback two times and forced seven pass break ups. An interception from linebacker Chad Moore (Grove City, Ohio) and a fumble recovery from redshirt junior defensive end Andrew Payne (Danville, Ohio) resulted in 10 points for the Bobcats. The first quarter saw both teams' offense go to work. After the Bobcat defense held UMass to a 24-yard field goal on the first possession of the game, Ohio went to work on offense. Redshirt junior A.J. Ouellette's (Covington, Ohio) long-stroke run of the drive was a 29-yard dash and the drive would be capped with a five-yard touchdown run by, putting Ohio up 7-3 in the early minutes of the game.

On UMass' next drive, The Minutemen drove down the field and capped off the drive with a two-yard rushing touchdown from Ross Comis, putting UMass up 10-7. After the Bobcat offense was stopped on their next drive, UMass would close out the first quarter with the ball and open the second quarter with a 35-yard field goal to increase their lead to 13-7. The Bobcats first possession of the second quarter started with a 67-yard kick-off return by freshman Julian Ross (Kansas City, Mo.), the longest of his career. Two plays later, Rourke would connect with redshirt senior Brendan Cope (Warren, Ohio) on a 16-yard corner touchdown, putting Ohio up 14-13. It wouldn't take long for Ohio to get the ball back. After Payne recovered a UMass fumble, Rourke would take the ball two plays later and run it into the end zone for a 17-yard touchdown, his second of the game. After redshirt sophomore Louie Zervos (Tarpon Springs, Fla.) connected on the point after attempt, the Bobcats took a 21-13 lead. Moments later, the Ohio defense would come up big again, with Moore intercepting Andrew Ford and returning it 33-yards to the UMass 40-yard line, setting up a 25-yard field goal from Zervos, increasing their lead to 24-13.

In total, the Bobcats scored 17 points in the span of two minutes and fifty-three seconds.

On the ensuing kickoff, UMass returner Marquis Young returned the ball 81 yards to the Ohio six-yard line. One play later, UMass would score on a six-yard touchdown pass to Adam Breneman, cutting the Ohio lead to 24-20. UMass would go on to take a 27-24 lead with 2:26 left in the second quarter.

The Bobcats put together a 12 play, 45-yard drive that took 1:48 off the clock and was capped off by a 23-yard Zervos field goal, tying the game at 27-27 going into halftime. At the end of the first half had 179 yards of total offense with 105 yards on the ground and 74 in the air. Meanwhile, UMass had 266 yards of total offense, with 104 rushing yards and 162 passing yards.

In the first half, Rourke went 7-of-16 with 74 yards and one passing touchdown. Ouellette had 55 rushing yards while Rourke had 46 and two touchdowns. Cope led Ohio's receiving core in the first half, snagging three passes for 38 yards.

The Bobcats would get the ball to open the second half and on the first play of the drive, Rourke would connect with Cope on a 48-yard completion, putting Ohio in UMass territory. ...Continued on OhioBobcats.com

OHIO

Rushing	No.	Gain	Loss	Net	TD	Lg	Avg
Ouellette, A.J.	12	125	0	125	1	60	10.4
Rourke, Nathan	16	135	17	118	2	26	7.4
Brown, Dorian	7	73	1	72	2	42	10.3
Ross, Julian	3	6	2	4	0	6	1.3
TEAM	2	0	21	-21	0	0	-10.5

Passing	C-A-I	Yds	TD	Long	Sack
Rourke, Nathan	13-24-0	181	2	48	2

Receiving	No.	Yds	TD	Long
Cope, Brendan	7	126	1	48
Ouellette, A.J.	3	26	1	12
Odom, Cameron	1	17	0	17
Knock, DL	1	7	0	7
Meyer, Andrew	1	5	0	5

UMASS

Rushing	No.	Gain	Loss	Net	TD	Lg	Avg
ALLY, Bilal	13	59	2	57	0	18	4.4
YOUNG, Marquis	14	56	0	56	0	24	4.0
COMIS, Ross	4	17	0	17	1	7	4.2
FORD, Andrew	4	28	12	16	0	17	4.0
ISABELLA, Andy	1	1	0	1	0	1	1.0
TEAM	1	0	0	0	0	0	0.0

Passing	C-A-I	Yds	TD	Long	Sack
FORD, Andrew	32-54-1	390	5	30	2
COMIS, Ross	1-3-0	13	0	13	0
TEAM	0-1-0	0	0	0	0

Receiving	No.	Yds	TD	Long
BRENEMAN, Adam	12	131	2	22
BRITT, Jessie	5	70	0	27
DINGLE, Brennon	4	59	2	30
PALMER, Sadiq	4	49	0	19
ISABELLA, Andy	4	43	0	23
YOUNG, Marquis	3	34	1	19
LEE, Malik	1	17	0	17

CMU	7	6	6	7	26
OHIO	7	7	0	9	23

Oct. 7, 2017 | Peden Stadium | Athens, Ohio | 2 p.m. | Attendance: 23,570

SCORING SUMMARY

OHIO	1st	09:59	Rourke, Nathan 1 yd run (Zervos kick) - 10, 75, 5:01	OHIO 7-0
CMU	1st	05:46	CONKLIN, Tyler 16 yd pass from MORRIS, Shane (ARMSTRONG kick) - 10, 72, 4:08	7-7
OHIO	2nd	05:59	Rourke, Nathan 14 yd run (Zervos kick) - 9, 68, 4:18	OHIO 14-7
CMU	2nd	00:00	BUNTING, Sean 60 yd missed FG return (ARMSTRONG. rush fumbled)	14-13
CMU	3rd	12:13	WARD, Jonathan 1 yd run (POLJAN pass intcpt) - 10, 65, 2:32	CMU 19-14
CMU	4th	10:16	CONKLIN, Tyler 10 yd pass from MORRIS, Shane (ARMSTRONG kick) - 2, 35, :21	CMU 26-14
OHIO	4th	07:48	TEAM safety	CMU 26-16
OHIO	4th	05:01	Rourke, Nathan 4 yd run (Zervos kick) - 7, 65, 2:40	CMU 26-23



RS SR LB Chad Moore returning an interception against CMU.

TEAM STATS

	CMU	OHIO
FIRST DOWNS	18	21
Rushing	3	12
Passing	12	9
Penalty	3	0
NET YARDS RUSHING	68	190
Rushing Attempts	31	39
Average Per Rush	2.2	4.9
Rushing Touchdowns	1	3
Yards Gained Rushing	88	209
Yards Lost Rushing	20	19
NET YARDS PASSING	249	160
Completions-Attempts-Int	25-35-1	17-31-1
Average Per Attempt	7.1	5.2
Average Per Completion	10.0	9.4
Passing Touchdowns	2	0
TOTAL OFFENSE YARDS	317	350
Total offense plays	66	70
Average Gain Per Play	4.8	5.0
Fumbles: Number-Lost	0-0	3-3
Penalties: Number-Yards	8-78	5-28
PUNTS-YARDS	5-141	3-133
Average Yards Per Punt	28.2	44.3
Net Yards Per Punt	25.6	44.3
Inside 20	1	2
50+ Yards	1	0
Touchbacks	0	0
Fair catch	2	3
KICKOFFS-YARDS	5-274	4-235
Average Yards Per Kickoff	54.8	58.8
Net Yards Per Kickoff	36.2	34.2
Touchbacks	2	2
Punt returns: Number-Yards-TD	0-0-0	1-13-0
Average Per Return	0.0	13.0
Kickoff returns: Number-Yds-TD	2-48-0	3-43-0
Average Per Return	24.0	14.3
Interceptions: Number-Yds-TD	1-45-0	1-11-0
Fumble Returns: Number-Yds-TD	0-0-1	0-0-0
Miscellaneous Yards	67	0
Possession Time	31:54	28:06
1st Quarter	7:07	7:53
2nd Quarter	5:50	9:10
3rd Quarter	8:39	6:21
4th Quarter	10:18	4:42
Third-Down Conversions	5 of 12	10 of 15
Fourth-Down Conversions	0 of 1	0 of 0
Red-Zone Scores-Chances	3-4	3-4
Touchdowns	3-4	3-4
Field goals	0-4	0-4
Sacks By: Number-Yards	2-10	2-10
PAT Kicks	2-3	3-3
Field Goals	0-0	0-1
Points off turnovers	7	0

ATHENS, Ohio — Despite three rushing touchdowns from sophomore quarterback Nathan Rourke (Ontario, Canada) the Ohio football team fell 26-23 to Central Michigan on Saturday at Peden Stadium.

Ohio attempted to make a comeback, though, scoring nine points in the fourth quarter. A punt block from redshirt junior Tyler Gullett (LaGrange, Ohio) resulted in a safety to make the score 26-16 with 7:41 left in the game. On the ensuing drive, Rourke threw for 39 yards and rushed for 27-yards, including a touchdown, making it a 26-23 game.

The Bobcats defense was unable to stop the Chippewas offense in the final three minutes of the game, which sealed the win for CMU.

The loss dropped Ohio to 4-2 on the season and 1-1 in Mid-American Conference play. Saturday also marked Homecoming Weekend for the Bobcats.

The Bobcats totaled four turnovers, three fumbles and an interception, all coming from Rourke.

The quarterback rushed for 105 yards and three touchdowns, while passing for 160 yards on 31 attempts. His top target was redshirt senior Brendan Cope (Warren, Ohio) who caught six passes for 58 yards.

Besides Rourke's 100-plus yards rushing, redshirt junior running back A.J. Ouellette (Covington, Ohio) ran for 65 yards on 15 carries.

Junior linebacker Evan Crouch (Youngstown, Ohio) and redshirt senior linebacker Chad Moore (Grove City, Ohio) led the Bobcats defense with nine tackles apiece, with Moore picking up two tackles for loss and an interception. Graduate transfer defensive end Wyatt Shallman (Hartland, Mich.) made his first appearance of the season, totaling five tackles including a sack.

Both teams scored in the first quarter as Rourke completed a pass to redshirt freshman Cameron Odom (Bedford, Ohio) for five yards. Ohio got their first down when redshirt junior Ouellette rushed for six yards. Ouellette was able to rush 9 yards to the CMU 1-yard line. Rourke rushed that last yard for an Ohio touchdown, the first of the game to make it 7-0.

Senior quarterback Shane Morris rushed for 4 yards for CMU, and was stopped by redshirt Quentin Poling (Gomer, Ohio). The Chippewa's got a first down on a pass from Morris that was completed to senior Eric Cooper for seven yards to put CMU at the 49-yard line. On a CMU third-down, Morris hit senior Tyler Conklin for 19 yards to put the ball at Ohio's 21-yard line. Morris was able to connect with Conklin again, this time for 16 yards to make it 7-7 with 5:46 left in the first quarter.

In the second quarter, Rourke gained 22 yards to the 46-yard line for a first down before he was brought down by Bunting and sophomore Carlos Clark. Rourke got back into the end zone for his second touchdown of the game, rushing for 14 yards on the next play. Zervos capped it off with the extra point to put Ohio up 14-7 with 5:59 remaining in the first half.

With no time remaining in the second quarter, a 50-yard field goal attempt by Zervos was blocked and recovered by CMU defensive back Sean Bunting at the 40-yard line, who rushed for 60-yards and a CMU touchdown. A failed field goal attempt by Armstrong ended the second half with Ohio leading the Chippewa's 14-13.

In the opening half, Ohio rushed 26 for 128-yards, and passed for 97 yards. The Chippewa's rushed 10 for 21 yards, and had 119 total passing yards. Rourke passed for 97 yards, and rushed for 61...*continued on OhioBobcats.com*

OHIO

Rushing	No.	Gain	Loss	Net	TD	Lg	Avg
Rourke, Nathan	13	118	13	105	3	30	8.1
Ouellette, A.J.	15	65	0	65	0	11	4.3
Brown, Dorian	9	23	5	18	0	9	2.0
Ross, Julian	1	3	0	3	0	3	3.0
Meyer, Andrew	1	0	1	-1	0	0	-1.0

Passing	C-A-I	Yds	TD	Long	Sack
Rourke, Nathan	17-31-1	160	0	20	2

Receiving	No.	Yds	TD	Long
Cope, Brendan	6	58	0	16
Mangen, Troy	3	26	0	11
Meyer, Andrew	2	39	0	20
Ouellette, A.J.	2	11	0	12
Odom, Cameron	2	10	0	5
Morgan, Mason	1	12	0	12
Burroughs, Davi	1	4	0	4

CMU

Rushing	No.	Gain	Loss	Net	TD	Lg	Avg
POLJAN, Tony	5	27	3	24	0	12	4.8
GWILLY, K.	8	17	0	17	0	7	2.1
EDWARDS, B.	3	16	0	16	0	9	5.3
MORRIS, Shane	7	19	12	7	0	8	1.0
WARD, Jonathan	7	9	4	5	1	3	0.7
Team	1	0	1	-1	0	0	-1.0

Passing	C-A-I	Yds	TD	Long	Sack
MORRIS, Shane	25-35-1	249	2	25	2

Receiving	No.	Yds	TD	Long
CONKLIN, Tyler	10	136	2	25
CHAPMAN, Mark	6	66	0	24
WARD, Jonathan	6	29	0	11
COOPER, Eric	2	9	0	7
GWILLY, K.	1	9	0	9

OHIO	0	21	6	21	48
BGSU	6	10	7	7	30

Oct. 14, 2017 | Doyt L Perry Stadium | Bowling Green, Ohio | 3:30 p.m. | Attendance: 17,641

SCORING SUMMARY

BGSU	1st	11:35	SUDER, Jake 42 yd field goal - 7, 31, 1:51	BG 3-0
BGSU	1st	07:46	SUDER, Jake 34 yd field goal - 11, 47, 2:57	BG 3-0
OHIO	2nd	14:54	Ouellette, A.J. 6 yd run (Zervos kick) - 4, 27, 2:06	OHIO 7-6
BGSU	2nd	13:07	CLAIR, Andrew 3 yd run (SUDER kick) - 6, 75, 1:47	BG 13-7
OHIO	2nd	08:24	Ellis, Bradd 15 yd interception return (Zervos kick)	OHIO 14-13
BGSU	2nd	02:37	SUDER, Jake 32 yd field goal - 6, 19, 2:57	BG 16-14
OHIO	2nd	01:07	Rourke, Nathan 7 yd run (Zervos kick) - 7, 82, 1:26	OHIO 21-16
BGSU	3rd	03:41	FOLKERTSMA, H. 10 yd pass from MORGAN, James (SUDER kick) - 7, 49, 2:10	BG 23-21
OHIO	3rd	03:28	Rourke, Nathan 75 yd run (Meyer pass failed) - 1, 75, :13	OHIO 27-23
OHIO	4th	14:23	Meyer, Andrew 40 yd pass from Rourke, Nathan (Zervos kick) - 6, 80, 1:47	OHIO 34-23
OHIO	4th	11:02	Ouellette, A.J. 2 yd run (Zervos kick) - 3, 20, 1:12	OHIO 41-23
BGSU	4th	09:23	CLAIR, Andrew 1 yd run (SUDER kick) - 5, 75, 1:39	OHIO 41-30
OHIO	4th	01:55	Rourke, Nathan 1 yd run (Zervos kick) - 9, 41, 5:21	OHIO 48-30



Soph. QB Nathan Rourke led Ohio with 143 rushing yards and three touchdowns against Bowling Green.

TEAM STATS	OHIO	BGSU
FIRST DOWNS	18	22
Rushing	12	10
Passing	4	10
Penalty	2	2
NET YARDS RUSHING	335	229
Rushing Attempts	43	47
Average Per Rush	7.8	4.9
Rushing Touchdowns	5	2
Yards Gained Rushing	340	252
Yards Lost Rushing	5	23
NET YARDS PASSING	105	192
Completions-Attempts-Int	7-22-2	17-43-2
Average Per Attempt	4.8	4.5
Average Per Completion	15.0	11.3
Passing Touchdowns	1	1
TOTAL OFFENSE YARDS	440	421
Total offense plays	65	90
Average Gain Per Play	6.8	4.7
Fumbles: Number-Lost	0-0	2-2
Penalties: Number-Yards	6-58	5-55
PUNTS-YARDS	8-324	5-235
Average Yards Per Punt	40.5	47.0
Net Yards Per Punt	37.2	42.6
Inside 20	2	4
50+ Yards	1	2
Touchbacks	0	1
Fair catch	2	2
KICKOFFS-YARDS	8-497	7-421
Average Yards Per Kickoff	62.1	60.1
Net Yards Per Kickoff	44.8	42.3
Touchbacks	4	4
Punt returns: Number-Yards-TD	1-2-0	2-26-0
Average Per Return	2.0	13.0
Kickoff returns: Number-Yds-TD	2-25-0	4-39-0
Average Per Return	12.5	9.8
Interceptions: Number-Yds-TD	2-15-1	2-5-0
Fumble Returns: Number-Yds-TD	0-0-0	0-0-0
Miscellaneous Yards	0	0
Possession Time	28:06	31:54
1st Quarter	7:24	7:36
2nd Quarter	4:23	10:37
3rd Quarter	7:40	7:20
4th Quarter	8:39	6:21
Third-Down Conversions	2 of 11	7 of 19
Fourth-Down Conversions	1 of 1	0 of 2
Red-Zone Scores-Chances	4-4	5-5
Touchdowns	4-4	3-5
Field goals	0-4	2-5
Sacks By: Number-Yards	2-13	0-0
PAT Kicks	6-6	3-3
Field Goals	0-0	3-3
Points off turnovers	21	3

BOWLING GREEN, Ohio – The defense forced four turnovers and sophomore quarterback Nathan Rourke scored a total of four touchdowns as the Ohio football team defeated Bowling Green 48-30 on Saturday afternoon at Doyt Perry Stadium.

With three rushing touchdowns, Rourke moved to seventh all-time in single-season rushing touchdowns at Ohio. He's totaled 12 rushing touchdowns so far this season and finished the game with 143 rushing yards, leading the Bobcats, and completed seven passes for 105 yards.

Ohio took the lead for good when Rourke broke free for a 75-yard touchdown run early in the third quarter.

The Bobcats finished the day with 335 rushing yards, a season-high. The last time Ohio eclipsed 300 rushing yards was at Kansas in 2016 (329).

The win improved Ohio to 5-2 on the year and 2-1 in the Mid-American Conference.

The four turnovers, two fumbles and two interceptions, resulted in 21 points for the Bobcats. Redshirt senior cornerback Bradd Ellis and middle linebacker Dylan Conner each had an interception.

Redshirt junior running back A.J. Ouellette picked up 123 yards on the ground, along with two touchdowns. It marked the fourth game this season that Ouellette rushed for over 100 yards. Redshirt junior Andrew Meyer led the Bobcats at wide receiver with three receptions for 84 yards and a touchdown. The touchdown came early in the fourth quarter when Meyer and Rourke connected for the 40-yard score.

Redshirt sophomore safety Javon Hagan and redshirt junior linebacker Evan Crouch each collected 11 tackles on the day. Crouch had a tackle for loss, while Hagan had a pass breakup and a quarterback hurry. RS senior linebacker Quentin Poling had ten tackles and two tackles for loss, along with a forced fumble and a fumble recovery.

The first quarter saw the Falcons take an early lead. On their first possession of the game Bowling Green drove down the field, setting up a 42-yard field goal for Jake Suder, putting BGSU up 3-0.

After the Bobcats would go three-and-out, Bowling Green drove down the field again, setting up a 34-yard field goal from Suder, giving the Falcons a 6-0 lead.

The biggest play of the quarter for the Bobcats came with two minutes to go in the frame when RS senior linebacker Chad Moore forced Josh Cleveland to fumble the ball and Poling recovered to set up the Ohio drive starting at Bowling Green 27-yard line. The Bobcats would capitalize on the turnover six seconds into the second quarter when Ouellette took the ball six yards for a touchdown, putting Ohio up 7-6.

Bowling Green responded immediately, taking the ball down the field on a 72-yard drive that took 1:57 off the clock, capped off by an Andrew Clair rushing touchdown, putting the Falcons up 13-7.

Later in the quarter, after RS sophomore punter Michael Farkas placed a punt on the one-yard line, Ellis recorded his second pick-six of the season, intercepting a pass from James Morgan and taking it 15-yards for the score, putting Ohio up 14-13.

After forcing the Bowling Green defense to punt, Rourke would be picked off for the second time in the game, with Marcus Milton picking off the pass at the Ohio 34-yard line. Fortunately, the Ohio defense was able to hold the BGSU offense to a 32-yard field goal, Suder's third of the game, putting the Falcons up 16-14...continued on OhioBobcats.com

OHIO							
Rushing	No.	Gain	Loss	Net	TD	Lg	Avg
Rourke, Nathan	8	145	2	143	3	75	17.9
Ouellette, A.J.	24	124	1	123	2	15	5.1
Brown, Dorian	10	71	0	71	0	30	7.1
Passing	C-A-I	Yds	TD	Long	Sack		
Rourke, Nathan	7-22-2	105	1	40	0		
Receiving	No.	Yds	TD	Long			
Meyer, Andrew	3	84	1	40			
Ouellette, A.J.	1	7	0	7			
Odom, Cameron	1	6	0	6			
Cope, Brendan	1	6	0	6			
Brown, Dorian	1	2	0	2			

BGSU							
Rushing	No.	Gain	Loss	Net	TD	Lg	Avg
CLAIR, Andrew	18	149	1	148	2	32	8.2
CLEVELAND, Josh	22	90	6	84	0	15	3.8
LOY, Grant	3	13	0	13	0	9	4.3
POUGH, Janarvis	1	0	1	-1	0	0	-1.0
TEAM	1	0	2	-2	0	0	-2.0
MORGAN, James	2	0	13	-13	0	0	-6.5
Passing	C-A-I	Yds	TD	Long	Sack		
MORGAN, James	16-41-1	182	1	69	2		
LOY, Grant	1-2-1	10	0	10	0		
Receiving	No.	Yds	TD	Long			
MILLER, Scott	6	95	0	69			
CLEVELAND, Josh	3	17	0	10			
PHOUTHAVONG, D.	2	23	0	12			
REDDING, Teo	2	10	0	6			
WILCOX, Matt	1	14	0	14			
POUGH, Janarvis	1	13	0	13			
NORRIS, Pete	1	10	0	10			
FOLKERTSMA, H.	1	10	1	10			

KENT 3 0 0 0 3 OHIO 0 13 28 7 48

Oct. 14, 2017 | Peden Stadium | Athens, Ohio | 2 p.m. | Attendance: 19,540

SCORING SUMMARY

KENT	1st	06:40	HYNES, Shane 33 yd field goal - 5, 44, 1:52	KENT 3-0
OHIO	2nd	10:47	Zervos, Louie 34 yd field goal - 7, 47, 4:00	TIE 3-3
OHIO	2nd	08:15	Rourke, Nathan 6 yd run (Zervos kick) - 6, 31, 2:20	OHIO 10-3
OHIO	2nd	00:57	Zervos, Louie 43 yd field goal - 11, 53, 5:11	OHIO 13-3
OHIO	3rd	07:59	Brown, Dorian 39 yd run (Zervos kick) - 8, 95, 3:45	OHIO 20-3
OHIO	3rd	06:43	Ouellette, A.J. 37 yd run (Zervos kick) - 2, 46, 0:48	OHIO 27-3
OHIO	3rd	04:09	Morgan, Mason 6 yd pass from Rourke, Nathan (Zervos kick) - 4, 72, 1:25	OHIO 34-3
OHIO	3rd	01:49	Morgan, Mason 4 yd pass from Rourke, Nathan (Zervos kick) - 4, 25, 2:08	OHIO 41-3
OHIO	4th	02:45	Wears, Dylan 12 yd run (Zervos kick) - 5, 81, 2:53	OHIO 48-3



RS JR WR Papi White returned to action and led Ohio with 82 receiving yards on two catches.

TEAM STATS

	KENT	OHIO
FIRST DOWNS	7	23
Rushing	5	15
Passing	1	4
Penalty	1	4
NET YARDS RUSHING	102	336
Rushing Attempts	37	43
Average Per Rush	2.8	7.8
Rushing Touchdowns	0	4
Yards Gained Rushing	132	376
Yards Lost Rushing	30	40
NET YARDS PASSING	64	138
Completions-Attempts-Int	7-17-1	9-20-0
Average Per Attempt	3.8	6.9
Average Per Completion	9.1	15.3
Passing Touchdowns	0	2
TOTAL OFFENSE YARDS	166	474
Total offense plays	54	63
Average Gain Per Play	3.1	7.5
Fumbles: Number-Lost	3-1	1-1
Penalties: Number-Yards	9-74	5-40
PUNTS-YARDS	10-415	4-173
Average Yards Per Punt	41.5	43.2
Net Yards Per Punt	38.5	40.8
Inside 20	3	1
50+ Yards	2	0
Touchbacks	0	0
Fair catch	2	1
KICKOFFS-YARDS	2-128	9-545
Average Yards Per Kickoff	64.0	60.6
Net Yards Per Kickoff	40.5	45.1
Touchbacks	1	1
Punt returns: Number-Yards-TD	2-10-0	5-30-0
Average Per Return	5.0	6.0
Kickoff returns: Number-Yds-TD	8-114-0	1-22-0
Average Per Return	14.2	22.0
Interceptions: Number-Yds-TD	0-0-0	1-2-0
Fumble Returns: Number-Yds-TD	0-0-0	0-0-0
Miscellaneous Yards	0	0
Possession Time	29:02	30:58
1st Quarter	10:14	4:46
2nd Quarter	3:29	11:31
3rd Quarter	6:54	8:06
4th Quarter	8:25	6:35
Third-Down Conversions	2 of 14	1 of 9
Fourth-Down Conversions	0 of 1	1 of 1
Red-Zone Scores-Chances	1-1	5-5
Touchdowns	0-1	4-5
Field goals	1-1	1-5
Sacks By: Number-Yards	3-21	4-19
PAT Kicks	0-0	6-6
Field Goals	1-1	2-2
Points off turnovers	0	14

ATHENS, Ohio — Ohio red shirt senior running back Dorian Brown ran for a touchdown and broke 100 yards for the first time this season while sophomore quarterback Nathan Rourke passed for two touchdowns as Ohio defeated Kent State 48-3 on Saturday at Peden Stadium.

Brown finished with 108 yards on 13 carries, the highlight being a 39-yard touchdown run up the middle late in the third quarter. For the second straight week, Ohio ran for over 300 yards, finishing with 336 yards. Along with Brown, redshirt junior running back A.J. Ouellette had 91 yards on 11 carries and a touchdown. With that, Ouellette cracked the top ten in career rushing yards at Ohio with 2,264 yards.

The Bobcats offense as a whole finished with 474 yards and scored over 40 points for the fifth time this season, a record in the Solich era. Starting his fifth game at Ohio, Rourke ran 59 yards and a touchdown in the first half, his 13th rushing touchdown of the year, which ranks first in the country. But the dual-threat quarterback shined throwing the ball also, finishing 8 of 17 for 132 yards to balance the offense. His two touchdown passes both went to redshirt senior tight end Mason Morgan, his first two of the season.

With the two touchdown passes, Rourke's total number of touchdowns moves to 23, 15 short of the single-season record at Ohio.

Redshirt junior wide receiver Papi White returned to play and made an impact, catching two passes for 82 yards. The long came in the third quarter when Rourke connected with White for 49 yards.

The Bobcats pulled ahead for good in the third quarter when they reeled off four touchdowns in six minutes, 28 unanswered points.

A 39-yard run from Brown, then a 37-yard run from Ouellette, which was highlighted by a stiff arm at the 10-yardline before Ouellette reached the end zone. After that, Rourke connected with Morgan from six and four yards out the following two drives.

Rourke was pulled out at the end of the third quarter and redshirt sophomore Quinton Maxwell finished out the game. The Kent State offense was forced to three and out multiple times in those six minutes. Its offense was held to just 166 yards on the day, as the Bobcats forced two turnovers, producing 14 points off of them. The Golden Flashes didn't score a point after their field goal with 6:40 left in the first quarter. As a team, Ohio totaled four sacks in the game.

Redshirt senior linebacker Quentin Poling had seven tackles, including a tackle for loss and teammate, redshirt senior linebacker Chad Moore collected his third interception of the year along with five tackles.

The Bobcats scored off of the interception as part of their 28 points in the third quarter. It was their last score of the quarter, as Rourke connected with Morgan for a four-yard touchdown pass.

The fumble recovery came with 10:35 left in the second quarter when Moore forced a fumble and redshirt junior safety Kylan Nelson jumped on it. The Bobcats took advantage of the recovery, driving down the field in 53 yards in 11 plays, chewing up 5:16 of the clock.

Ohio was able to capitalize with a touchdown, as Rourke executed the speed option and kept it himself for a six-yard run, his only rushing touchdown of the game.

Kicker Louie Zervos finished the day with two field goals from 34 and 43-yards, collecting six of Ohio's points.

OHIO

Rushing	No.	Gain	Loss	Net	TD	Lg	Avg
Brown, Dorian	13	115	7	108	1	39	8.3
Ouellette, A.J.	11	97	6	91	1	37	8.3
Burroughs, Davi	4	69	0	69	0	60	17.2
Rourke, Nathan	10	80	21	59	1	23	5.9
Wears, Dylan	3	12	4	8	1	12	2.7
Maxwell, Quinto	1	3	0	3	0	3	3.0

Passing	C-A-I	Yds	TD	Long	Sack
Rourke, Nathan	8-17-0	132	2	49	3
Maxwell, Quinto	1-3-0	6	0	6	0

Receiving	No.	Yds	TD	Long
White, Papi	2	82	0	49
Meyer, Andrew	2	23	0	19
Morgan, Mason	2	10	2	6
Knock, DL	1	9	0	9
Odom, Cameron	1	8	0	8
Seymour, Matt	1	6	0	6

KENT

Rushing	No.	Gain	Loss	Net	TD	Lg	Avg
RANKIN, Justin	7	47	0	47	0	14	6.7
BOLLAS, George	11	37	6	31	0	12	2.8
MATTHEWS, Will	4	13	0	13	0	9	3.2
GAMBLE, Kesian	3	10	0	10	0	7	3.3
JAMES, Raymond	1	5	0	5	0	5	5.0
CRUM, Dustin	8	20	19	1	0	7	0.1
CARRIGAN, Mike	1	0	2	-2	0	0	-2.0

Passing	C-A-I	Yds	TD	Long	Sack
BOLLAS, George	6-14-0	61	0	36	1
CRUM, Dustin	1-3-1	3	0	3	3

Receiving	No.	Yds	TD	Long
RANKIN, Justin	3	9	0	5
MATTHEWS, Will	1	36	0	36
WHITE, Kris	1	10	0	10
HARRELL, Trey	1	6	0	6
WOODS, Johnny	1	3	0	3

MIAMI 14 7 7 0 28
OHIO 14 14 7 10 45

Oct. 31, 2017 | Peden Stadium | Athens, Ohio | 8 p.m. | Attendance: 18,096

SCORING SUMMARY

OHIO	1st	10:20	Rourke, Nathan 3 yd run (Zervos kick) - 9, 75, 4:40	OHIO 7-0
OHIO	1st	08:20	Cope, Brendan 40 yd pass from Rourke, Nathan (Zervos kick) - 2, 79, 0:38	OHIO 14-0
MIAMI	1st	04:11	GARDNER, James 14 yd pass from BAH, Billy (SLOMAN kick) - 7, 77, 4:02	OHIO 14-7
MIAMI	1st	01:02	SMITH, Alonzo 16 yd run (SLOMAN kick) - 4, 54, 2:11	14-14
OHIO	2nd	11:57	Rourke, Nathan 7 yd run (Zervos kick) - 2, 4, 0:48	OHIO 21-14
OHIO	2nd	02:13	White, Papi 14 yd pass from Rourke, Nathan (Zervos kick) - 11, 83, 4:57	OHIO 28-14
MIAMI	2nd	00:17	GARDNER, James 3 yd pass from BAH, Billy (SLOMAN kick) - 10, 72, 1:48	OHIO 28-21
MIAMI	3rd	03:15	GARDNER, James 25 yd pass from BAH, Billy (SLOMAN kick) - 10, 95, 4:16	28-28
OHIO	3rd	00:29	Marhefka, Jerri 11 yd pass from Rourke, Nathan (Zervos kick) - 6, 65, 2:46	OHIO 35-28
OHIO	4th	10:42	Rourke, Nathan 1 yd run (Zervos kick) - 7, 69, 3:21	OHIO 42-28
OHIO	4th	06:48	Zervos, Louie 36 yd field goal - 4, 9, 1:28	OHIO 45-28



Ohio SO QB Nathan Rourke rushed for three touchdowns and passed for three more in Ohio's 45-28 win over Miami.

TEAM STATS

	MIAMI	OHIO
FIRST DOWNS	21	26
Rushing	5	8
Passing	15	12
Penalty	1	6
NET YARDS RUSHING	98	149
Rushing Attempts	23	36
Average Per Rush	4.3	4.1
Rushing Touchdowns	1	3
Yards Gained Rushing	109	157
Yards Lost Rushing	11	8
NET YARDS PASSING	350	294
Completions-Attempts-Int	28-51-2	21-33-0
Average Per Attempt	6.9	8.9
Average Per Completion	12.5	14.0
Passing Touchdowns	3	3
TOTAL OFFENSE YARDS	448	443
Total offense plays	74	69
Average Gain Per Play	6.1	6.4
Fumbles: Number-Lost	0-0	0-0
Penalties: Number-Yards	10-95	6-50
PUNTS-YARDS	5-200	7-253
Average Yards Per Punt	40.0	36.1
Net Yards Per Punt	39.2	33.3
Inside 20	2	4
50+ Yards	0	0
Touchbacks	0	1
Fair catch	0	4
KICKOFFS-YARDS	5-294	8-483
Average Yards Per Kickoff	58.8	60.4
Net Yards Per Kickoff	39.8	40.1
Touchbacks	1	1
Punt returns: Number-Yards-TD	0-0-0	2-4-0
Average Per Return	0.0	2.0
Kickoff returns: Number-Yds-TD	7-137-0	3-70-0
Average Per Return	19.6	23.3
Interceptions: Number-Yds-TD	0-0-0	2-25-0
Fumble Returns: Number-Yds-TD	0-0-0	0-0-0
Miscellaneous Yards	0	0
Possession Time	28:35	31:25
1st Quarter	7:42	7:18
2nd Quarter	6:10	8:50
3rd Quarter	8:16	6:44
4th Quarter	6:27	8:33
Third-Down Conversions	4 of 14	4 of 13
Fourth-Down Conversions	0 of 3	0 of 0
Red-Zone Scores-Chances	3-3	6-6
Touchdowns	3-3	5-6
Field goals	0-3	1-6
Sacks By: Number-Yards	0-0	1-5
PAT Kicks	4-4	6-6
Field Goals	0-0	1-2
Points off turnovers	0	14

ATHENS, Ohio—Behind six touchdowns from sophomore quarterback Nathan Rourke, Ohio defeated arch-rival Miami 45-28 in the 94th meeting of the "Battle of the Bricks" on Tuesday night at Peden Stadium in front of 18,096.

Rourke accounted for all of the Bobcats touchdowns on the night, three coming on the ground and three through the air.

The three rushing touchdowns from Rourke increased his season total to 16, the most ever by a quarterback in a single-season in Ohio history. The single-season record of 19 is held by Calvin McRae, a Bobcat hall of famer, and Rourke is now second in the country in rushing touchdowns. Rourke finished with 54 rushing yards and 21 of 33 for 294 yards passing, a career-high. The win improves the Bobcats' record to 7-2 on the year and 4-1 in the Mid-American Conference.

Overall, Ohio finished with 443 total yards of offense. Redshirt junior running back A.J. Ouellette ran for 80 yards on 20 carries while redshirt senior wide receiver Brendan Cope finished with 5 receptions for 89 yards and a touchdown to lead the Bobcats receiving corps. With over 40 points for the sixth time in 2017, the Bobcats tied a record dating back to 1968.

As a defense, the Bobcats were able to hold Miami to just 98 yards of rushing. Redshirt senior linebacker Quentin Poling finished with 10 tackles, including one for loss, and took over as the program's all-time leader in solo tackles. Redshirt senior linebacker Chad Moore contributed nine total tackles, including two pass breakups and hit the quarterback once.

Ohio won the turnover battle, as redshirt sophomore safety Javon Hagan and redshirt junior cornerback Jalen Fox each came down with an interception. Ohio didn't turn the ball over once and turned the two turnovers into 14 points. The Bobcats jumped out to an early 14-0 lead in the first quarter.

On the opening drive of the game, Ohio drove the ball 75 yards down the field in nine plays over a 4:46 stretch. Ohio tallied 54 rushing yards on the drive, as Rourke capped the drive off by keeping it himself on a speed option for a three-yard touchdown run.

The Bobcats got the ball back quickly as Hagan's interception came on the first drive of the game for Miami's offense. Following the interception, Rourke hit redshirt senior tight end Troy Mangen for a 39-yard pickup off of a reverse flea-flicker and connected with Cope for a 40-yard touchdown pass the next play. Miami responded with two of its own touchdowns to end the quarter, leading to a tie game at the end of the first quarter. It marked the most points scored by Ohio in the opening frame this season and the most points the Bobcats had allowed in an opening frame in 2017.

In the second quarter, Fox intercepted Miami quarterback Billy Bahl at the RedHawks' 29-yard line and returned it to their four-yard line. It took Ohio just two plays to punch it in, again on a Rourke speed option keeper, putting the Bobcats on top 21-14.

They would go on to stretch their lead to 14 points later in the quarter when Ohio put together another lengthy drive, this one over a five-minute stretch and spanning 83 yards. Rourke found redshirt junior wide receiver Papi White in the back of the end zone for a 14-yard touchdown pass.

With 17 seconds left in the first half, Bahl connected with wide receiver James Gardner for a three-yard touchdown. It would be one of Gardner's three touchdown catches on the night. Headed to halftime, the Bobcats led 28-21.

The Bobcats outscored Miami 17-7 in the second half. Early in the third quarter, the two teams exchanged punts for four series until Miami got on the board and tied the game at 28-28. *Continued on OhioBobcats.com...*

OHIO

Rushing	No.	Gain	Loss	Net	TD	Lg	Avg
Ouellette, A.J.	20	82	2	80	0	18	4.0
Rourke, Nathan	10	59	5	54	3	21	5.4
Brown, Dorian	6	16	1	15	0	8	2.5

Passing	C-A-I	Yds	TD	Long	Sack
Rourke, Nathan	21-33-0	294	3	40	0

Receiving	No.	Yds	TD	Long
Cope, Brendan	5	89	1	40
White, Papi	5	80	1	28
Meyer, Andrew	4	49	0	21
Mangen, Troy	3	49	0	39
Marhefka, Jerri	3	27	1	12
Ouellette, A.J.	1	0	0	0

MIAMI

Rushing	No.	Gain	Loss	Net	TD	Lg	Avg
SMITH, Alonzo	10	84	3	81	1	22	8.1
YOUNG, Kenny	9	22	1	21	0	5	2.3
BESTER, Jaylon	3	3	2	1	0	2	0.3
BAHL, Billy	1	0	5	-5	0	0	-5.0

Passing	C-A-I	Yds	TD	Long	Sack
BAHL, Billy	28-51-2	350	3	34	1

Receiving	No.	Yds	TD	Long
GARDNER, James	10	166	3	34
MARTIN, Sam	5	81	0	22
SMITH, Ryan	5	57	0	16
MURPHY, Jared	4	26	0	11
YOUNG, Kenny	3	15	0	7
SMITH, Alonzo	1	5	0	5

TOLEDO 0 7 3 0 10
OHIO 7 3 14 14 38

Nov. 8, 2017 | Peden Stadium | Athens, Ohio | 7 p.m. | Attendance: 15,562

SCORING SUMMARY

OHIO	1st	02:15	Ouellette, A.J. 6 yd run (Zervos, kick) - 6, 49, 2:06	OHIO 7-0
TOLEDO	2nd	03:19	JOHNSON, Di. 34 yd pass from WOODSIDE, Logan (VEST, kick) - 4, 79, 1:12	7-7
OHIO	2nd	00:11	Zervos, Louie 44 yd field goal - 4, 3, :30	OHIO 10-7
OHIO	3rd	10:29	Rourke, Nathan 8 yd run (Zervos, kick) - 9, 73, 4:24	OHIO 17-7
OHIO	3rd	08:03	Brown, Dorian 62 yd run (Zervos, kick) - 2, 68, :48	OHIO 24-7
TOLEDO	3rd	05:35	VEST, Jameson 38 yd field goal - 7, 51, 2:22	OHIO 24-10
OHIO	4th	13:49	Cope, Brendan 12 yd pass from Rourke, Nathan (Zervos, kick) - 12, 68, 6:38	OHIO 31-10
OHIO	4th	08:49	Brown, Dorian 1 yd run (Zervos, kick) - 5, 42, 2:31	OHIO 38-10



Ohio RS SR RB Dorian Brown had a season-high 142 rushing yards and two scores to lead the Bobcats against Toledo.

TEAM STATS

	TOLEDO	OHIO
FIRST DOWNS	14	23
Rushing	2	16
Passing	11	5
Penalty	1	2
NET YARDS RUSHING	53	393
Rushing Attempts	23	56
Average Per Rush	2.3	7.0
Rushing Touchdowns	0	4
Yards Gained Rushing	88	417
Yards Lost Rushing	35	24
NET YARDS PASSING	263	139
Completions-Attempts-Int	24-35-0	7-15-1
Average Per Attempt	7.5	9.3
Average Per Completion	11.0	19.9
Passing Touchdowns	1	1
TOTAL OFFENSE YARDS	316	532
Total offense plays	58	71
Average Gain Per Play	5.4	7.5
Fumbles: Number-Lost	3-2	3-2
Penalties: Number-Yards	6-48	5-45
PUNTS-YARDS	5-193	2-94
Average Yards Per Punt	38.6	47.0
Net Yards Per Punt	38.6	47.0
Inside 20	2	1
50+ Yards	0	1
Touchbacks	0	0
Fair catch	2	0
KICKOFFS-YARDS	3-188	7-385
Average Yards Per Kickoff	62.7	55.0
Net Yards Per Kickoff	33.7	33.3
Touchbacks	0	0
Punt returns: Number-Yards-TD	1-0-0	0-0-0
Average Per Return	0.0	0.0
Kickoff returns: Number-Yds-TD	7-152-0	3-87-0
Average Per Return	21.7	29.0
Interceptions: Number-Yds-TD	1-0-0	0-0-0
Fumble Returns: Number-Yds-TD	0-0-0	1-34-0
Miscellaneous Yards	0	0
Possession Time	26:43	33:17
1st Quarter	8:51	6:09
2nd Quarter	6:40	8:20
3rd Quarter	4:06	10:54
4th Quarter	7:06	7:54
Third-Down Conversions	3 of 13	8 of 13
Fourth-Down Conversions	1 of 3	0 of 0
Red-Zone Scores-Chances	0-2	4-6
Touchdowns	0-2	4-6
Field goals	0-2	0-6
Sacks By: Number-Yards	1-7	4-31
PAT Kicks	1-1	5-5
Field Goals	1-1	1-1
Points off turnovers	7	3

ATHENS, Ohio— Behind a stifling defense, which saw the Rockets total just 316 yards, the Ohio football team knocked off Mid-American Conference West Division leader Toledo, 38-10, on Wednesday's senior night (Nov. 8) at Peden Stadium.

The Ohio defense held Toledo quarterback Logan Woodside to just 263 yards and one touchdown, while the Rockets running game struggled with just 53 yards. Redshirt senior linebacker Quentin Poling finished the game with 12 tackles and three tackles for loss, setting the program career record with 44.0 tackles for loss. His teammate, redshirt senior linebacker Chad Moore finished with six tackles. Redshirt senior cornerback Bradd Ellis contributed four tackles, two breakups and a forced fumble.

The Bobcats improved to 8-2 on the season and 5-1 in MAC play. It's just the second time under Solich that Ohio has reached the 8-2 mark. The loss marked the first in conference play for Toledo, dropping the Rockets to 8-2 on the season and 5-1 in the MAC.

Despite three turnovers in the first half, the Ohio offense outscored the Rockets 28-3 in the second half. Ohio totaled 532 offensive yards, led by sophomore quarterback Nathan Rourke's 139 passing yards and two total touchdowns. He finished the game rushing for 115 yards, breaking 100-yards rushing for the third time this season, and was 7 of 15 passing.

Redshirt senior Dorian Brown rushed for 142 yards and two touchdowns to lead Ohio. His first touchdown came on a 62-yard run, the longest of his career. Redshirt junior wide receiver Papi White finished with three receptions for 91 yards to lead Ohio's receiving corps.

Redshirt junior running back A.J. Ouellette started the scoring for Ohio with a six-yard touchdown run with 2:15 to play in the first quarter. On the six play, 49-yard drive, Ouellette accounted for 27 of the yards on the ground.

Toledo responded late in the second quarter when it scored its only touchdown of the night when quarterback Logan Woodside threw a 34-yard pass to wide receiver Dontae Johnson.

The Bobcats were able to regain the lead headed into halftime when Ellis forced a fumble and redshirt sophomore safety Javon Hagan recovered the ball, returning it to the Ohio 36-yard line. Redshirt junior kicker Louie Zervos hit a 44-yard field goal with four seconds left in the half, putting Ohio up 10-7. In the second half, Ohio outscored the Rockets 28-3. On the opening drive of the second half, Rourke led the Bobcats 73 yards down the field on nine plays, as he rushed for 37 of the yards including an eight-yard touchdown run to stretch the lead to 17-7.

Ohio forced a three and out, then on the second play of the drive, Dorian Brown raced 62 yards down the sideline for a score, putting the Bobcats up 24-7. Near the end of the third quarter, Toledo kicked a 38-yard field goal, the last three points they would score Wednesday night.

In the fourth quarter, Rourke found redshirt senior wide receiver Brendan Cope in the middle of the end zone for an eight-yard touchdown reception. The drive, which lasted 6:43, saw 12 plays called, nine of which were runs.

The Bobcats scored the last time with less than nine minutes to go when Brown ran the ball in from a yard out, putting Ohio on top for good 38-10. Ohio honored 20 seniors Wednesday night, as the class graduates with four straight years of bowl eligibility and a MAC East Championship.

The last time that the Bobcats beat Toledo in back-to-back years was 1967-68 and they went on to win the MAC Championship.

OHIO

Rushing	No.	Gain	Loss	Net	TD	Lg	Avg
Brown, Dorian	17	142	0	142	2	62	8.4
Rourke, Nathan	14	132	17	115	1	34	8.2
Ouellette, A.J.	18	72	2	70	1	12	3.9
Burroughs, Davi	4	61	0	61	0	51	15.2
Wears, Dylan	2	10	3	7	0	10	3.5
TEAM	1	0	2	-2	0	0	-2.0

Passing	C-A-I	Yds	TD	Long	Sack
Rourke, Nathan	7-15-1	139	1	58	1

Receiving	No.	Yds	TD	Long
White, Papi	3	91	0	58
Cope, Brendan	2	35	1	23
Meyer, Andrew	2	13	0	8

TOLEDO

Rushing	No.	Gain	Loss	Net	TD	Lg	Avg
SEYMOUR, Shakif	11	77	0	77	0	36	7.0
SWANSON, Terry	6	9	0	9	0	4	1.5
TEAM	1	0	4	-4	0	0	-4.0
WOODSIDE, Logan	5	2	31	-29	0	2	-5.8

Passing	C-A-I	Yds	TD	Long	Sack
WOODSIDE, Logan	24-35-0	263	1	34	4

Receiving	No.	Yds	TD	Long
JOHNSON, Di.	9	144	1	34
JOHNSON, Jon'Vea	5	66	0	23
SEYMOUR, Shakif	3	28	0	15
McKINLEY-LEWIS	2	1	0	2
PHILLIPS, D.	2	-1	0	4
THOMPkins, Art	1	11	0	10
SWANSON, Terry	1	8	0	8
GILLIAM, Reggie	1	6	0	6

OHIO 14 10 3 7 34
AKRON 10 20 0 7 37

Nov. 14, 2017 | InfoCision Stadium | Akron, Ohio | 7 p.m. | Attendance: 17,832

SCORING SUMMARY

OHIO	1st	12:56	Rourke, Nathan 68 yd run (Zervos kick) - 2, 76, 0:42	OHIO 7-0
AKRON	1st	05:45	GASSER, Nick 19 yd field goal - 15, 75, 7:05	OHIO 7-3
AKRON	1st	04:13	CONEY, A.J. 16 yd pass from NELSON, Kato (GASSER kick) - 4, 26, 0:44	AKRON 10-7
OHIO	1st	01:32	Rourke, Nathan 3 yd pass from Cope, Brendan (Zervos kick) - 6, 57, 2:34	OHIO 14-10
OHIO	2nd	14:54	Brown, Dorian 5 yd run (Zervos kick) - 2, 6, 0:15	OHIO 21-10
AKRON	2nd	11:12	SMITH, Kwad. 71 yd pass from NELSON, Kato (GASSER kick) - 1, 71, 0:20	OHIO 21-17
AKRON	2nd	10:56	WOLF, Austin 23 yd pass from NELSON, Kato (GASSER kick) - 1, 23, 0:07	AKRON 24-21
OHIO	2nd	06:14	Zervos, Louie 19 yd field goal - 11, 74, 4:42	24-24
AKRON	2nd	05:01	SMITH, Kwad. 54 yd pass from NELSON, Kato (GASSER rush fumbld) - 3, 77, 1:07	AKRON 30-24
OHIO	3rd	03:17	Zervos, Louie 46 yd field goal - 8, 58, 4:51	AKRON 30-27
AKRON	4th	11:30	MORGAN, Manny 8 yd run (GASSER kick) - 5, 24, 2:04	AKRON 37-27
OHIO	4th	05:58	Rourke, Nathan 13 yd run (Zervos kick) - 11, 71, 5:28	AKRON 37-34



Soph. QB Nathan Rourke had a career-high 165 rushing yards with two touchdowns at Akron.

TEAM STATS

	OHIO	AKRON
FIRST DOWNS	23	18
Rushing	12	7
Passing	5	11
Penalty	6	0
NET YARDS RUSHING	282	121
Rushing Attempts	43	32
Average Per Rush	6.6	3.8
Rushing Touchdowns	3	1
Yards Gained Rushing	289	132
Yards Lost Rushing	7	11
NET YARDS PASSING	113	322
Completions-Attempts-Int	10-23-2	22-38-0
Average Per Attempt	4.9	8.5
Average Per Completion	11.3	14.6
Passing Touchdowns	1	4
TOTAL OFFENSE YARDS	395	443
Total offense plays	66	70
Average Gain Per Play	6.0	6.3
Fumbles: Number-Lost	1-1	1-0
Penalties: Number-Yards	2-19	16-167
PUNTS-YARDS	4-154	8-277
Average Yards Per Punt	38.5	34.6
Net Yards Per Punt	38.0	29.6
Inside 20	0	1
50+ Yards	0	1
Touchbacks	0	1
Fair catch	3	3
KICKOFFS-YARDS	7-396	7-414
Average Yards Per Kickoff	56.6	59.1
Net Yards Per Kickoff	40.1	34.6
Touchbacks	1	2
Punt returns: Number-Yards-TD	2-15-0	1-2-0
Average Per Return	7.5	2.0
Kickoff returns: Number-Yds-TD	5-122-0	6-90-0
Average Per Return	24.4	15.0
Interceptions: Number-Yds-TD	0-0-0	2-73-0
Fumble Returns: Number-Yds-TD	0-0-0	0-0-0
Miscellaneous Yards	0	0
Possession Time	29:46	30:14
1st Quarter	4:20	10:40
2nd Quarter	8:59	6:01
3rd Quarter	7:52	7:08
4th Quarter	8:35	6:25
Third-Down Conversions	2 of 12	6 of 17
Fourth-Down Conversions	1 of 2	1 of 1
Red-Zone Scores-Chances	4-4	3-3
Touchdowns	3-4	2-3
Field goals	1-4	1-3
Sacks By: Number-Yards	0-0	0-0
PAT Kicks	4-4	4-5
Field Goals	2-2	1-1
Points off turnovers	0	21

AKRON, Ohio—Despite multiple comeback efforts, the Ohio football team (8-3, 5-2 MAC) fell to Akron (6-5, 5-2), 37-34, on Tuesday night (Nov. 14) at InfoCision Stadium—Summa Field.

Sophomore quarterback Nathan Rourke finished with 110 passing yards on 9-of-22. He led the team in rushing, too, with two touchdowns for 165 yards on 15 carries. His two touchdowns put him at 19 rushing touchdowns this season, tying the single-season program record set by Calvin McRae.

Redshirt junior running back A.J. Ouellette rushed for 74 yards on 24 carries while redshirt senior Dorian Brown scored a touchdown on a five-yard run in the second quarter. Redshirt junior wide receiver Papi White led the Bobcats in receiving with six receptions for 68 yards.

Redshirt sophomore safety Javon Hagan finished the day with a career-high 14 tackles. Redshirt senior linebacker Chad Moore contributed eight tackles and redshirt senior linebacker Quentin Poling added seven tackles and a pass break up.

The Bobcats didn't take long to strike in the game. After forcing Akron to go three and out on their first possession, the Bobcats took over on their own 24-yard line. Then on the second play of the drive, Rourke took off, slipping through a tackle and taking it 68-yards for his 18th rushing touchdown of the season, putting Ohio up 7-0 early.

Akron cut into the score on their next drive, taking it 75-yards down the field, setting up the 19-yard field goal from Nick Gasser, making the score 7-3 with 5:45 left in the first quarter.

On the next Bobcat drive, Rourke was picked off by Shawn Featherstone on the Akron 29-yard line who returned it to the Ohio 26-yardline. Akron then scored on a Kato Nelson pass to A.J. Coney to put Akron up 10-7 with 4:13 left in the first quarter.

Ohio came roaring back, when on the next drive they took the ball 57-yards, capping the drive off with a reverse pass from redshirt senior wide receiver Brendan Cope to Rourke in the end zone, putting Ohio up 14-10. Ohio wasn't done, after forcing Akron to go three-and-out again, redshirt junior safety Tyler Gullett blocked Gasser's punt. The ball was recovered by redshirt junior running back Dylan Wears on the Akron six-yard line, setting up the drive. On the first play of the second quarter, Brown took the ball five yards for the score, giving Ohio a 21-10 lead with 14:45 left in the second quarter.

Then with 11:23 left in the quarter, Akron cut the Ohio lead to 21-17 after the Zips needed one play to score after Nelson connected with Kwad Smith on a 71-yard pass. On the ensuing kickoff, the Bobcats fumbled, Akron would score on the first play of the drive, a 23-yard completion from Nelson to Austin Wolfe, putting Akron up 23-21 with 10:56 left in the second quarter.

On Ohio's next drive, the Bobcats started at their own 25-yard line and then drive it down the field, setting up a 19-yard field goal from redshirt sophomore placekicker Louie Zervos, tying the game at 24-24.

On the next drive for the Zips, Nelson connected with Smith for a 54-yard touchdown reception. After they failed to connect on the extra point, Akron t took a 30-24 lead with 5:01 left in the half and carried it into the break

At the half, Rourke was 4-of-12 with 64 yards. Rourke also led the Bobcats on the ground with 115 rushing yards, a rushing touchdown and a receiving touchdown. White led in receiving, catching four passes for 64 yards. (continued oh OhioBobcats.com)

OHIO

Rushing	No.	Gain	Loss	Net	TD	Lg	Avg
Rourke, Nathan	15	169	4	165	2	68	11.0
Ouellette, A.J.	24	77	3	74	0	11	3.1
White, Papi	2	38	0	38	0	25	19.0
Brown, Dorian	2	5	0	5	1	5	2.5

Passing

	C-A-I	Yds	TD	Long	Sack
Rourke, Nathan	9-22-2	110	0	27	0
Cope, Brendan	1-1-0	3	1	3	0

Receiving

	No.	Yds	TD	Long
White, Papi	6	68	0	27
Cope, Brendan	2	23	0	17
Meyer, Andrew	1	19	0	19
Rourke, Nathan	1	3	1	3

AKRON

Rushing	No.	Gain	Loss	Net	TD	Lg	Avg
MORGAN, Manny	14	58	3	55	1	21	3.9
NELSON, Kato	14	53	8	45	0	12	3.2
EDWARDS, Van	4	21	0	21	0	11	5.2

Passing

	C-A-I	Yds	TD	Long	Sack
NELSON, Kato	22-38-0	322	4	71	0

Receiving

	No.	Yds	TD	Long
CHAPMAN, T.	8	65	0	15
WOLF, Austin	5	57	1	23
GLADNEY, Kevin	3	31	0	14
SMITH, Kwad.	2	125	2	71
MORGAN, Manny	2	8	0	6
WILLIAMS, Andre	1	20	0	20
CONEY, A.J.	1	16	1	16

OHIO 7 3 14 0 24
UB 24 0 0 7 31

Nov. 24, 2017 | UB Stadium | BUFFALO, N.Y. | 1 p.m. | Attendance: 12,273

SCORING SUMMARY

UB	1st	12:18	JOHNSON, Anthon 31 yd pass from JACKSON, Tyree (MITCHESON kick) - 3, 69 1:07	BUFFALO 7-0
UB	1st	11:28	HARRIS, Chuck 20 yd fumble recovery (MITCHESON kick)	BUFFALO 7-0
OHIO	1st	03:42	Rourke, Nathan 7 yd run (Zervos kick) - 14, 75, 7:46	BUFFALO 14-7
UB	1st	02:11	JOHNSON, Anthon 54 yd pass from JACKSON, Tyree (MITCHESON kick) - 3, 70, 1:27	BUFFALO 21-7
UB	1st	00:00	MITCHESON, Adam 49 yd field goal - 7, 21, 1:07	BUFFALO 24-7
OHIO	2nd	00:36	Zervos, Louie 44 yd field goal - 10, 53, 4:50	BUFFALO 24-10
OHIO	3rd	06:05	Rourke, Nathan 1 yd run (Zervos kick) - 8, 73, 3:44	BUFFALO 24-17
OHIO	3rd	00:53	Odum, Cameron 57 yd pass from Rourke, Nathan (Zervos kick) - 4, 92, 1:31	24-24
UB	4th	08:10	REED, Emmanuel 1 yd run (MITCHESON kick) - 2, 6, 0:25	BUFFALO 31-24



FR RB Julian Ross returned after an extended layoff to lead Ohio with 81 rushing yards against Buffalo.

TEAM STATS

	OHIO	UB
FIRST DOWNS	20	16
Rushing	8	3
Passing	10	12
Penalty	2	1
NET YARDS RUSHING	159	56
Rushing Attempts	43	26
Average Per Rush	3.7	2.2
Rushing Touchdowns	2	1
Yards Gained Rushing	175	72
Yards Lost Rushing	16	16
NET YARDS PASSING	265	294
Completions-Attempts-Int	15-30-1	19-30-0
Average Per Attempt	8.8	9.8
Average Per Completion	17.7	15.5
Passing Touchdowns	1	2
TOTAL OFFENSE YARDS	424	350
Total offense plays	73	56
Average Gain Per Play	5.8	6.2
Fumbles: Number-Lost	1-1	0-0
Penalties: Number-Yards	4-30	4-39
PUNTS-YARDS	6-231	6-213
Average Yards Per Punt	38.5	35.5
Net Yards Per Punt	31.7	31.8
Inside 20	2	4
50+ Yards	1	0
Touchbacks	0	1
Fair catch	1	2
KICKOFFS-YARDS	5-276	6-377
Average Yards Per Kickoff	55.2	62.8
Net Yards Per Kickoff	37.4	42.3
Touchbacks	1	4
Punt returns: Number-Yards-TD	1-2-0	2-41-0
Average Per Return	2.0	20.5
Kickoff returns: Number-Yds-TD	2-23-0	4-64-0
Average Per Return	11.5	16.0
Interceptions: Number-Yds-TD	0-0-0	1-0-0
Fumble Returns: Number-Yds-TD	0-0-0	1-20-1
Miscellaneous Yards	0	0
Possession Time	35:52	24:08
1st Quarter	11:15	3:45
2nd Quarter	8:39	6:21
3rd Quarter	6:13	8:47
4th Quarter	9:45	5:15
Third-Down Conversions	7 of 17	5 of 12
Fourth-Down Conversions	1 of 2	0 of 0
Red-Zone Scores-Chances	2-3	1-1
Touchdowns	2-3	1-1
Field goals	0-3	0-1
Sacks By: Number-Yards	2-14	2-13
PAT Kicks	3-3	4-4
Field Goals	1-1	1-1
Points off turnovers	0	7

BUFFALO, N.Y. — Despite a 14-point, third quarter comeback to tie the game, the Ohio football team (8-4, 5-3) fell to Buffalo (6-6, 4-4), 31-24, on Friday afternoon (Nov. 24) at UB Stadium.

Sophomore quarterback Nathan Rourke rushed for two touchdowns and threw for another in the loss. He now owns the single-season record for rushing touchdowns in a season with 21 and is one away from tying the total touchdowns responsible for mark of 38.

Freshman running back Julian Ross rushed for a career-high 82 yards on 19 carries, leading the rushing attack for the Bobcats. Rourke added 49 yards on 16 carries.

Redshirt freshman wide receiver Cameron Odum finished the game with two receptions for 85 yards, the long coming on a 57-yard touchdown reception from Rourke in the third quarter. Redshirt junior Papi White and redshirt senior tight end Morgan Mason each finished with 49 yards.

Redshirt senior cornerback Bradd Ellis finished the game with six tackles to lead the team. Redshirt senior linebacker Chad Moore, redshirt sophomore safety Javon Hagan and freshman cornerback Marlin Brooks each contributed five tackles in the loss.

Buffalo struck first in the first quarter. On their first drive, it took Buffalo three plays to go 69 yards to take a 7-0 lead on a touchdown pass from Tyree Jackson to Anthony Johnson.

Buffalo added-on on moments later when Rourke fumbled the ball on a sack. Chuck Harris scooped the ball up and returned it 20 yards into the end zone, putting the Bulls up 14-0 with 11:28 left in the first quarter.

The Bobcats responded on their next drive. After starting on their own 25-yard line, the Bobcats drove down the field going 75 yards in 14 plays. The drive was capped off by seven-yard rushing touchdown by Rourke, cutting the lead to 14-7.

Buffalo responded on their next drive, taking the ball 70 yards on three plays on Johnson's second touchdown of the game, increasing the UB lead to 21-7. Then after Ohio went three-and-out, Buffalo added on three points when Adam Mitcheson hit a wind-aided 49-yard field goal to increase the lead to 24-7 at the end of the first quarter.

In the second quarter, the Bobcats defense stepped, holding UB off the board for the 15 minutes. Ohio drove down the field, going 53 yards in 10 plays and setting up a 44-yard field goal from Louie Zervos to cut the UB lead to 24-10 at the end of the second.

At the half, Rourke was 8-of-15 for 103 yards and one rushing touchdown. White led Ohio in receiving with three catches for 35 yards and Ross led Ohio on the ground with 10 carries for 53 yards.

As a team, Ohio had 103 total receiving yards and 99 yards on the ground. Meanwhile, Buffalo registered 192 yards in the air and 29 rushing yards.

Ohio started to close the gap midway through the third quarter, when on their second drive of the second half, the Bobcats put together an eight-play 73-yard drive that would end when Rourke kept the ball at the one-yard-line and pushed his way into the end zone to make the score 24-17 with 6:05 left in the quarter. The drive was highlighted by a 40-yard reception by redshirt junior wide receiver Andrew Meyer, setting up the score for the Bobcats.

Continued on OhioBobcats.com...

OHIO

Rushing	No.	Gain	Loss	Net	TD	Lg	Avg
Ross, Julian	19	82	1	81	0	23	4.3
Rourke, Nathan	16	64	15	49	2	16	3.1
Burroughs, Davi	4	11	0	11	0	9	2.8
Ouellette, A.J.	2	9	0	9	0	9	4.5
Fox, Jalen	1	5	0	5	0	5	5.0
Maxwell, Quinto	1	4	0	4	0	4	4.0

Passing	C-A-I	Yds	TD	Long	Sack
Rourke, Nathan	15-30-1	265	1	57	2

Receiving	No.	Yds	TD	Long
White, Papi	5	49	0	19
Morgan, Mason	3	49	0	23
Marhefka, Jerri	3	35	0	22
Odum, Cameron	2	85	1	57
Meyer, Andrew	1	40	0	40
Burroughs, Davi	1	7	0	7

BUFFALO

Rushing	No.	Gain	Loss	Net	TD	Lg	Avg
REED, Emmanuel	18	63	0	63	1	14	3.5
ANDERSON, Theo	3	6	0	6	0	3	2.0
OSBORN, KJ	1	3	0	3	0	3	3.0
JACKSON, Tyree	2	0	14	-14	0	0	-7.0

Passing	C-A-I	Yds	TD	Long	Sack
JACKSON, Tyree	19-30-0	294	2	54	2

Receiving	No.	Yds	TD	Long
JOHNSON, Anthon	6	155	2	54
HOLSEY, Kamathi	5	77	0	33
MABRY, Tyler	3	16	0	7
EILAND, Jamarl	2	23	0	18
OSBORN, KJ	2	15	0	13
REED, Emmanuel	1	8	0	8

The Automated ScoreBook

Ohio Combined Team Statistics (as of Nov 25, 2017)

All games

Date	Opponent		Score	Att.
Sep 02, 2017	HAMPTON	W	59-0	17501
Sep 08, 2017	at Purdue	L	21-44	45633
Sep 16, 2017	KANSAS	W	42-30	22056
* Sep 23, 2017	at Eastern Michigan	W	27-20	11373
09/30/17	at Massachusetts	W	58-50	7696
* Oct 07, 2017	CENTRAL MICHIGAN	L	23-26	23570
* Oct 14, 2017	at Bowling Green	W	48-30	17641
* Oct 21, 2017	KENT	W	48-3	19540
* Oct 31, 2017	MIAMI	W	45-28	18096
* Nov 08, 2017	TOLEDO	W	38-10	15562
* Nov 14, 2017	at Akron	L	34-37	17832
* Nov 24, 2017	at Buffalo	L	24-31	12273

Rushing	gp	att	gain	loss	net	avg	td	lg	avg/g
Ouellette, A.J.	12	184	1003	23	980	5.3	7	63	81.7
Rourke, Nathan	12	134	1032	150	882	6.6	21	75	73.5
Brown, Dorian	11	99	624	19	605	6.1	7	62	55.0
Ross, Julian	7	54	216	5	211	3.9	3	23	30.1
Burroughs, Davi	10	19	170	1	169	8.9	0	60	16.9
Wears, Dylan	11	10	58	7	51	5.1	2	12	4.6
White, Papi	8	3	38	0	38	12.7	0	25	4.8
Farkas, Michael	12	1	16	0	16	16.0	0	16	1.3
Fox, Jalen	12	1	5	0	5	5.0	0	5	0.4
Maxwell, Quinto	6	8	14	10	4	0.5	0	4	0.7
Knock, DL	11	1	1	0	1	1.0	0	1	0.1
Total	12	522	3177	247	2930	5.6	40	75	244.2
Opponents	12	391	1631	294	1337	3.4	11	56	111.4

Passing	gp	effc	comp-att-int	pct	yds	td	lg	avg/g
Rourke, Nathan	12	129.20	149-274-7	54.4	2018	15	58	168.2
Maxwell, Quinto	6	146.17	14-24-2	58.3	220	2	58	36.7
Cope, Brendan	10	455.20	1-1-0	100.0	3	1	3	0.3
Total	12	131.65	164-299-9	54.8	2241	18	58	186.8
Opponents	12	129.57	256-451-9	56.8	3141	25	71	261.8

Receiving	gp	no.	yds	avg	td	lg	avg/g
Cope, Brendan	10	35	494	14.1	4	58	49.4
White, Papi	8	32	525	16.4	2	58	65.6
Meyer, Andrew	11	29	433	14.9	2	40	39.4
Odom, Cameron	11	20	308	15.4	3	57	28.0
Mangen, Troy	12	10	115	11.5	2	39	9.6
Marhefka, Jerri	7	9	107	11.9	1	22	15.3
Ouellette, A.J.	12	9	84	9.3	1	42	7.0
Morgan, Mason	10	7	80	11.4	2	23	8.0
Knock, DL	11	3	23	7.7	0	9	2.1
Brown, Dorian	11	3	16	5.3	0	10	1.5
Ross, Julian	7	2	13	6.5	0	9	1.9
Burroughs, Davi	10	2	11	5.5	0	7	1.1
Long Jr., Bryan	6	1	23	23.0	0	23	3.8
Seymour, Matt	5	1	6	6.0	0	6	1.2
Rourke, Nathan	12	1	3	3.0	1	3	0.2
Total	12	164	2241	13.7	18	58	186.8
Opponents	12	256	3141	12.3	25	71	261.8

Field Goals	fg	pct.	01-19	20-29	30-39	40-49	50-59	lg	blk
Zervos, Louie	15-18	83.3	1-1	2-2	4-4	8-9	0-2	46	1

Scoring	td	fg	PAT	kick	rush	rcv	pass	dxp	saf	pts
Rourke, Nathan	22	-	-	-	-	-	-	-	-	132
Zervos, Louie	-	15-18	56-57	-	-	-	-	-	-	101
Ouellette, A.J.	8	-	-	-	-	-	-	-	-	48
Brown, Dorian	7	-	-	-	-	-	-	-	-	42
Cope, Brendan	4	-	-	-	-	-	-	-	-	24
Ross, Julian	3	-	-	-	-	-	-	-	-	18
Odom, Cameron	3	-	-	-	-	-	-	-	-	18
Wears, Dylan	2	-	-	-	-	-	-	-	-	12
Meyer, Andrew	2	-	-	-	-	0-1	-	-	-	12
White, Papi	2	-	-	-	-	-	-	-	-	12
Ellis, Bradd	2	-	-	-	-	-	-	-	-	12
Mangen, Troy	2	-	-	-	-	-	-	-	-	12
Morgan, Mason	2	-	-	-	-	-	-	-	-	12
Marhefka, Jerri	1	-	-	-	-	-	-	-	-	6
TEAM	-	-	-	0-1	-	-	-	-	2	4
Total	60	15-18	56-57	0-1	1	1-2	-	2	467	
Opponents	38	15-15	32-34	-	1	1-3	-	1	309	

Score by Quarters	1st	2nd	3rd	4th	OT	Total
Ohio	24	19	12	10	11	76
Opponent	24	19	12	10	11	76

Record:	Overall	Home	Away	Neutral
All games	8-4	5-1	3-3	0-0
Conference	5-3	3-1	2-2	0-0
Non-Conference	3-1	2-0	1-1	0-0

Team Statistics	OHIO	OPP
FIRST DOWNS	265	216
Rushing	137	69
Passing	95	131
Penalty	33	16
RUSHING YARDAGE	2930	1337
Rushing Attempts	522	391
Average Per Rush	5.6	3.4
Average Per Game	244.2	111.4
TDs Rushing	40	11
PASSING YARDAGE	2241	3141
Comp-Att-Int	164-299-9	256-451-9
Average Per Pass	7.5	7.0
Average Per Catch	13.7	12.3
Average Per Game	186.8	261.8
TDs Passing	18	25
TOTAL OFFENSE	5171	4478
Average Per Play	6.3	5.3
Average Per Game	430.9	373.2
KICK RETURNS: #Yards	33-721	67-1151
PUNT RETURNS: #Yards	19-110	17-100
INT RETURNS: #Yards	9-145	9-123
FUMBLES-LOST	15-12	15-8
PENALTIES-Yards	61-520	92-842
PUNTS-AVG	54-40.4	71-38.3
TIME OF POSSESSION/Game	30:58	29:02
3RD-DOWN Conversions	65/156	55/179
4TH-DOWN Conversions	8/11	12/28

Interceptions	no.	yds	avg	td	lg
Moore, Chad	3	46	15.3	0	33
Fox, Jalen	2	38	19.0	0	25
Ellis, Bradd	2	61	30.5	2	46
Conner, Dylan	1	0	0.0	0	0
Hagan, Javon	1	0	0.0	0	0

Punting	no.	yds	avg	lg	tb	fc	i20	50+	blk
Farkas, Michael	54	2179	40.4	57	2	20	20	4	0

Punt Returns	no.	yds	avg	td	lg
White, Papi	7	48	6.9	0	20
Nelson, Kylan	6	21	3.5	0	9
Knock, DL	4	17	4.2	0	12
Gullett, Tyler	1	13	13.0	0	0
Wears, Dylan	1	11	11.0	0	1
Total	19	110	5.8	0	20
Opponents	17	100	5.9	0	39

Kick Returns	no.	yds	avg	td	lg
Brown, Dorian	11	281	25.5	0	36
Ross, Julian	6	186	31.0	0	67
Nelson, Kylan	5	86	17.2	0	22
Burroughs, Davi	3	47	15.7	0	22
Conrad, Austin	2	26	13.0	0	13
Knock, DL	2	26	13.0	0	17
Meyer, Andrew	1	20	20.0	0	20
Long Jr., Bryan	1	11	11.0	0	11
Morgan, Mason	1	26	26.0	0	26
Evans, Will	1	12	12.0	0	12
Total	33	721	21.8	0	67
Opponents	67	1151	17.2	0	81

All Purpose	g	rush	rcv	pr	kr	ir	total	avg/g
Ouellette, A.J.	12	980	84	0	0	0	1064	88.7
Brown, Dorian	11	605	16	0	281	0	902	82.0
Rourke, Nathan	12	882	3	0	0	0	885	73.8
White, Papi	8	38	525	48	0	0	611	76.4
Cope, Brendan	10	-2	494	0	0	0	492	49.2
Total	12	2930	2241	110	721	145	6147	512.2
Opponents	12	1337	3141	100	1151	123	5852	487.7

Total Offense	g	plays	rush	pass	total	avg/g
Rourke, Nathan	12	408	882	2018	2900	241.7
Ouellette, A.J.	12	184	980	0	980	81.7
Brown, Dorian	11	605	16	281	605	55.0

The Automated ScoreBook
Ohio Overall Team Statistics (as of Nov 25, 2017)
All games

Team Statistics	OHIO	OPP
SCORING	467	309
Points Per Game	38.9	25.8
Points Off Turnovers	90	58
FIRST DOWNS	265	216
Rushing	137	69
Passing	95	131
Penalty	33	16
RUSHING YARDAGE	2930	1337
Yards gained rushing	3177	1631
Yards lost rushing	247	294
Rushing Attempts	522	391
Average Per Rush	5.6	3.4
Average Per Game	244.2	111.4
TDs Rushing	40	11
PASSING YARDAGE	2241	3141
Comp-Att-Int	164-299-9	256-451-9
Average Per Pass	7.5	7.0
Average Per Catch	13.7	12.3
Average Per Game	186.8	261.8
TDs Passing	18	25
TOTAL OFFENSE	5171	4478
Total Plays	821	842
Average Per Play	6.3	5.3
Average Per Game	430.9	373.2
KICK RETURNS: #-Yards	33-721	67-1151
PUNT RETURNS: #-Yards	19-110	17-100
INT RETURNS: #-Yards	9-145	9-123
KICK RETURN AVERAGE	21.8	17.2
PUNT RETURN AVERAGE	5.8	5.9
INT RETURN AVERAGE	16.1	13.7
FUMBLES-LOST	15-12	15-8
PENALTIES-Yards	61-520	92-842
Average Per Game	43.3	70.2
PUNTS-Yards	54-2179	71-2721
Average Per Punt	40.4	38.3
Net punt average	37.8	35.6
KICKOFFS-Yards	86-5046	62-3597
Average Per Kick	58.7	58.0
Net kick average	39.8	37.1
TIME OF POSSESSION/Game	30:58	29:02
3RD-DOWN Conversions	65/156	55/179
3rd-Down Pct	42%	31%
4TH-DOWN Conversions	8/11	12/28
4th-Down Pct	73%	43%
SACKS BY-Yards	28-165	16-93
MISC YARDS	0	67
TOUCHDOWNS SCORED	60	38
FIELD GOALS-ATTEMPTS	15-18	15-15
ON-SIDE KICKS	0-0	0-2
RED-ZONE SCORES	(54-59) 92%	(35-39) 90%
RED-ZONE TOUCHDOWNS	(47-59) 80%	(24-39) 62%
PAT-ATTEMPTS	(56-57) 98%	(32-34) 94%
ATTENDANCE	116325	112448
Games/Avg Per Game	6/19388	6/18741
Neutral Site Games		0/0

Score by Quarters	1st	2nd	3rd	4th	OT	Total
Ohio	84	125	136	108	14	467
Opponents	87	108	32	75	7	309

The Automated ScoreBook
Ohio Overall Defensive Statistics (as of Nov 25, 2017)
All games

#	Defensive Leaders	gp	Tackles				Sacks	Pass defense			Fumbles		blkd	
			ua	a	tot	tfl/yds		int-yds	brup	qbh	rcv-yds	ff	kick	saf
32	Poling, Quentin	12	47	55	102	12.5-59	5.5-46	.	4	5	2-0	3	.	.
2	Hagan, Javon	12	39	37	76	0.5-0	.	1-0	5	2	1-34	.	.	.
38	Moore, Chad	11	37	37	74	4.5-15	1.0-6	3-46	4	1	.	2	.	.
47	Croutch, Evan	11	35	27	62	6.0-12	2.5-5	.	2	3	.	1	.	.
3D	Ellis, Bradd	12	39	17	56	2.0-3	.	2-61	18	1	1-0	1	.	.
23	Nelson, Kylan	12	26	25	51	3.0-5	.	.	8	.	1-0	.	.	.
21	Fox, Jalen	12	24	15	39	1.0-6	1.0-6	2-38	9
96	Robbins, Kevin	11	17	13	30	6.0-19	0.5-5	.	1	4
90	Smart, Trent	12	14	16	30	4.0-22	3.0-19	.	1	2
54	Porter, Tony	12	11	17	28	2.5-15	2.5-15	.	2	4
25	Gullett, Tyler	12	16	10	26	.	.	.	3	.	.	.	1	.
31	Cunningham, Gra	11	15	10	25	0.5-1	1	.	.
92	Aloese, Cleon	12	13	12	25	5.0-18	2.0-11	.	2
48	Payne, Andrew	11	7	13	20	4.5-17	3.0-16	.	.	1	1-0	.	.	.
97	Berger, Kent	11	9	10	19	4.0-18	2.0-9	.	.	4
35	Conner, Dylan	11	9	8	17	1.5-8	0.5-4	1-0
22	Brooks, Marlin	6	10	6	16	0.5-1	.	.	1
40	Grilliot, Cody	8	7	7	14	1.0-5	1	.	.
34	Popp, Eric	12	4	10	14	1.0-3	0.5-2
51	Evans, Will	11	5	8	13	2.5-9	1.5-7	.	.	1
91	Shallman, Wyatt	5	4	9	13	2.0-7	1.0-5	.	1
36	Clack, Austin	11	4	9	13	1.5-4
84	Conrad, Austin	12	5	6	11	2.0-5	0.5-4	.	.	1
19	Knock, DL	11	5	6	11
98	Chukwu, Chukwud	10	6	3	9	1.0-5	1-0	1	.	.
4D	Hudson, Jamal	8	3	5	8	.	.	.	4
41	Motley, Ilyaas	10	3	5	8
99	Arp, Brian	9	4	3	7	1.5-7	1.0-5	.	1
15	Brunson, Marcus	11	2	5	7
49	Dorsa, Jared	12	1	6	7	0.5-1
1A	Hampton, Jarren	9	2	3	5
26	Wears, Dylan	11	2	3	5	1	.
55	McKnight, Sam	3	1	1	2	1.0-6
42	Motley, Xavior	5	1	.	1
46	Koons, Jacob	3	.	1	1
18	Harris, Keevon	4	.	1	1
14	Gunnels, Camero	11	1	.	1
16	Davis, Markel	5	.	1	1
1C	Key, Keith	3	1	.	1
5	Farkas, Michael	12	1	.	1
87	Long Jr., Bryan	6	1	.	1
63	Anderson, Joe	11	1	.	1
3	Odom, Cameron	11	1	.	1
10	Ross, Julian	7	.	1	1
60	Pleasants, Aust	10	1	.	1
58	Davis, Marshal	2	.	1	1
12	Rourke, Nathan	12	1	.	1
45	Ouellette, A.J.	12	1	.	1
30	Hale, Jake	11	1-0	.	.	.
TM	TEAM	7	2
Total		12	436	422	858	72-271	28-165	9-145	66	29	8-34	10	2	2
Opponents		12	409	464	873	70-207	16-93	9-123	48	27	12-66	12	1	1

GAME BY GAME COMPARASON

		HAMPTON	PURDUE	KANSAS	EMU	UMASS	CMU	BGSU	KENT ST	MIAMI	TOLEDO	AKRON	BUFFALO
TOTAL OFFENSE	OHIO	420	396	450	373	473	350	440	474	443	532	395	424
	OPP	108	558	451	350	550	317	421	166	448	316	443	350
TOTAL PLAYS	OHIO	72	67	64	79	64	70	65	63	69	71	66	73
	OPP	55	67	79	76	95	66	91	54	74	58	70	56
AVG. Yds/Play	OHIO	5.8	5.9	7.0	4.7	7.4	5.0	6.8	7.5	6.4	7.5	6.0	5.8
	OPP	2.0	8.3	5.7	4.6	5.8	4.8	4.7	3.1	6.1	5.4	6.3	6.2
RUSHING YARDS	OHIO	248	160	196	176	292	190	335	336	149	393	282	159
	OPP	68	263	108	45	147	68	229	102	98	53	121	56
Att.	OHIO	53	38	42	47	40	39	43	43	36	56	43	43
	OPP	31	44	32	27	37	31	47	37	23	23	32	26
TDs	OHIO	7	2	2	0	5	3	5	4	3	4	3	2
	OPP	0	1	2	1	1	1	2	0	1	0	1	1
PASSING YARDS	OHIO	172	236	254	197	181	160	105	138	294	139	113	265
	OPP	61	295	343	305	403	249	192	64	350	263	322	294
Attempts	OHIO	19	29	22	32	24	31	22	20	33	15	23	30
	OPP	24	23	47	49	58	35	43	17	51	35	38	30
Comp.	OHIO	13	17	16	19	13	17	7	9	21	7	10	15
	OPP	6	15	30	29	33	25	17	7	28	24	22	19
Pct.	OHIO	.684	.586	.727	.594	.541	.548	.318	.450	.636	.466	.434	.500
	OPP	.250	.652	.638	.592	.568	.714	.395	.411	.549	.685	.578	.634
TDs	OHIO	1	1	3	2	2	0	1	2	3	1	1	1
	OPP	0	4	2	1	5	2	1	0	3	1	4	2
Int.	OHIO	1	0	1	0	0	1	2	0	0	1	2	1
	OPP	0	0	1	1	1	1	2	1	2	0	0	0
1st DOWNS Total	OHIO	22	22	21	19	24	21	18	23	26	23	23	20
	OPP	7	25	23	15	30	18	22	7	21	14	18	16
Rush	OHIO	14	7	9	9	14	12	12	15	8	16	12	8
	OPP	3	14	5	3	9	3	10	5	5	2	7	3
Pass	OHIO	6	14	10	8	8	9	12	4	12	5	5	10
	OPP	3	10	17	12	17	12	10	1	15	11	11	12
Penalty	OHIO	2	1	2	2	3	0	2	4	6	2	6	2
	OPP	1	1	1	0	4	3	2	1	1	1	0	1
TIME OF POSS.	OHIO	35:43	28:08	32:38	30:56	26:39	28:06	28:06	30:58	31:25	33:17	29:46	35:52
	OPP	24:17	31:52	27:22	29:04	33:21	31:54	31:54	29:02	28:35	26:43	30:14	24:08
3rd DOWN CONV.	OHIO	7-of-14	5-of-13	5-of-9	9-of-20	5-of-10	10-of-15	2-of-11	1-of-9	4-of-13	8-of-13	2-of-2	7-of-17
	OPP	2-of-15	3-of-10	7-of-16	5-of-18	5-of-18	5-of-12	7-of-19	2-of-14	4-of-14	3-of-13	6-of-17	5-of-12
4th DOWN CONV.	OHIO	3-of-3	1-of-2	0-of-0	0-of-0	0-of-0	0-of-0	1-of-1	1-of-1	0-of-0	0-of-0	1-of-2	1-of-2
	OPP	0-of-0	1-of-1	3-of-4	0-of-3	6-of-8	0-of-1	0-of-2	0-of-0	0-of-0	1-of-3	1-of-1	0-of-0
PUNTING: #/Avg.	OHIO	40.0	37.8	47.0	41.5	41.0	44.3	40.5	43.2	36.1	47.0	38.5	38.5
	OPP	33.3	50.0	43.2	42.8	43.0	25.6	47.0	41.5	40.0	38.6	34.6	35.5
FUMBLES: #-Lost	OHIO	0	2	0	2	0	3	0	1	0	2	1	1
	OPP	0	0	0	0	1	0	2	3	0	2	0	0
PENALTIES: #-Yds.	OHIO	6-54	3-30	7-61	4-36	7-69	5-28	6-58	5-40	6-50	5-45	2-19	4-30
	OPP	10-67	4-45	7-50	8-85	5-39	8-78	5-55	9-74	10-95	6-48	16-167	4-39
PUNT RET.: #-Yds.	OHIO	5-40	1-18	1-5	0-0	1-2	1-13	1-2	5-30	2-4	0-0	2-15	1-2
	OPP	1--1	2-5	1--3	4-10	1-10	0-0	2-26	2-10	0-0	1-0	1-2	2-41
KO RET.: #-Yds.	OHIO	1-17	4-225	4-29	3-47	7-184	3-43	3-25	1-22	3-70	3-87	5-122	2-23
	OPP	9-130	9-585	6-123	3-43	9-183	2-51	4-39	8-114	7-137	7-152	6-90	4-64
SACKS BY-YDS	OHIO	3-13	1-3	5-30	2-15	2-12	2-10	2-13	4-19	1-5	4-31	0-0	2-14
	OPP	0-0	1-7	1-5	4-22	2-13	2-10	0-0	3-21	0-0	1-7	0-0	2-13
RED ZONE	OHIO	7-7	2-2	5-6	3-3	9-9	3-4	4-4	5-5	6-6	4-6	4-4	2-3
	OPP	0-0	3-6	4-4	2-3	7-7	3-4	5-5	1-1	3-3	0-2	3-3	1-1
FIELD GOALS	OHIO	1-1	0-0	2-2	2-3	3-3	0-1	0-0	2-2	1-2	1-1	2-2	1-1
	OPP	0-0	3-3	1-1	2-2	2-2	0-0	3-3	1-1	0-0	1-1	1-1	1-1

INDIVIDUAL GAME BY GAME

PASSING	C-A-YDS-TD	HAMPTON	PURDUE	KANSAS	EMU	UMASS	CMU	BG	KENT ST	MIAMI	TOLEO	AKRON	BUFFALO	UAB
Maxwell	14-24-220-2	7-9-100-1	1-6-12-0	5-6-102-1	----	----	----	----	1-3-6-0	----	----	----	----	----
Rourke	134-244-1,753/14	6-10-72-0	16-23-224-1	11-16-152-2	19-32-197-2	13-24-181-2	17-31-160-0	7-22-105-1	8-17-132-2	21-33-294-3	7-15-139-1	9-22-110-0	15-30-265-1	----
Cope	1-1-3-1	-----	-----	-----	-----	-----	-----	-----	-----	-----	-----	1-1-3-1	-----	-----
RUSHING	No-Yds/TD	HAMPTON	PURDUE	KANSAS	EMU	UMASS	CMU	BG	KENT ST	MIAMI	TOLEO	AKRON	BUFFALO	UAB
Ouellette	182-971/7	12-63/0	11-38/1	10-102/1	26-145/0	12-125/1	15-65/0	24-123/2	11-97/1	20-80/0	18-70/1	24-74/0	2-9/0	----
Rourke	118-828/19	6-50/3	9/36/0	8- -3/1	9- -9/0	16-113/2	13-105/3	8-143/3	10-59/1	10-54/3	14-115/1	24-74/2	16-49/2	----
Brown	99-605/7	10-49/1	7-12/0	12-68/0	6-32/0	7-72/2	9-18/0	10-71/0	13-108/1	6-15/0	17-142/2	2-5/1	-----	----
Wears	10-51/2	5-36/1	-----	-----	-----	-----	-----	-----	3-8/1	-----	2-7/0	-----	-----	----
Burroughs	15-158/0	7-28/0	-----	-----	-----	-----	-----	-----	4-69/0	-----	4-61/0	-----	5-16/0	----
Ross	35-130/3	11-27/2	9-55/1	7-32/0	-----	3-4/0	1-3/0	-----	-----	-----	-----	-----	19-81/0	----
Maxwell	7-10/0	2- -5/0	1-3/0	3- -1/0	-----	-----	-----	-----	1-3/0	-----	-----	-----	1-4/0	----
Farkas	1-16/0	-----	1-16/0	-----	-----	-----	-----	-----	-----	-----	-----	-----	-----	----
Knock	1-1/0	-----	-----	-----	1-1/0	-----	-----	-----	-----	-----	-----	-----	-----	----
Cope	1- -2/0	-----	-----	-----	1- -2/0	-----	-----	-----	-----	-----	-----	-----	-----	----
Meyer	1- -1/0	-----	-----	-----	-----	-----	1-1-1/0	-----	-----	-----	-----	-----	-----	----
RECEIVING	No-Yds/TD	HAMPTON	PURDUE	KANSAS	EMU	UMASS	CMU	BG	KENT ST	MIAMI	TOLEO	AKRON	BUFFALO	UAB
Odom	18-223/2	4-75/0	3-46/1	1-5/0	5-56/1	1-17/0	1-10/0	1-6/0	1-8/0	-----	-----	-----	2-85/1	----
White	27-476/2	3-35/1	6-98/0	1-17/0	-----	-----	-----	-----	2-82/0	5-80/1	3-91/0	6-68/0	5-49/0	----
Cope	35-494/4	2-12/0	1-17/0	5-104/0	4-24/1	7-126/1	6-58/0	1-6/0	-----	5-89/1	2-35/1	2-23/0	-----	----
Long Jr.	1-23/0	1-23/0	-----	-----	-----	-----	-----	-----	-----	-----	-----	-----	-----	----
Marhefka	16-72/1	1-19/0	-----	-----	2-26/0	-----	-----	-----	-----	3-27/1	-----	-----	3-35/0	----
Brown	3-16/0	1-10/0	1-4/0	-----	-----	-----	-----	1-2/0	-----	-----	-----	-----	-----	----
Ouellette	9-84/1	1- -2/0	-----	-----	1-42/0	3-26/1	2-11/0	1-7/0	-----	1-0/0	-----	-----	-----	----
Meyer	28-393/2	-----	2-31/0	5-86/1	6-44/0	1-5/0	2-39/0	3-84/1	2-23/0	4-49/0	2-13/0	1-19/0	1-40/0	----
Ross	2-13/0	-----	2-13/0	-----	-----	-----	-----	-----	-----	-----	-----	-----	-----	----
Morgan	6-31/2	-----	1-9/0	-----	-----	-----	1-12/0	-----	2-10/2	-----	-----	-----	3-49/0	----
Mangen	10-115/2	-----	-----	3-35/2	1-5/0	-----	3-26/0	-----	-----	3-49/0	-----	-----	-----	----
Knock	3-23/0	-----	-----	1-7/0	-----	1-7/0	-----	-----	1-9/0	-----	-----	-----	-----	----
Burroughs	1-4/0	-----	-----	-----	-----	-----	1-4/0	-----	-----	-----	-----	-----	1-7/0	----
Seymour	1-6/0	-----	-----	-----	-----	-----	-----	-----	1-6/0	-----	-----	-----	-----	----
Rourke	1-3/1	-----	-----	-----	-----	-----	-----	-----	-----	-----	-----	1-3/1	-----	----
TACKLES	U-A-TT	HAMPTON	PURDUE	KANSAS	EMU	UMASS	CMU	BG	KENT ST	MIAMI	TOLEO	AKRON	BUFFALO	UAB
Poling	44-55-99	3-3-6	2-0-2	4-5-9	3-5-8	9-19-19	1-7-8	6-4-10	3-4-7	4-6-10	5-7-12	4-3-7	3-0-3	----
Croutch	32-26-58	2-2-4	6-1-7	1-5-6	1-2-3	6-1-6	3-6-9	8-3-11	2-0-2	2-3-5	-----	2-3-5	3-1-4	----
Grilliot	7-7-14	2-2-4	2-1-3	-----	-----	-----	-----	1-0-1	-----	1-1-2	1-3-4	-----	-----	----
Clack	3-9-12	2-2-4	-----	-----	-----	-----	0-1-1	-----	0-1-1	0-2-2	0-1-1	-----	1-0-1	----
Cunningham	14-9-23	2-1-3	6-1-7	0-1-1	-----	2-0-2	-----	1-0-1	2-2-4	0-3-3	1-1-2	-----	1-1-2	----
Hagan	36-35-71	2-1-3	1-2-3	3-5-8	4-3-7	2-2-4	3-3-6	8-3-11	2-1-3	1-6-7	2-3-5	8-6-14	3-2-5	----
Ellis	34-16-50	2-1-3	3-0-3	5-1-6	1-1-2	3-4-7	5-3-8	3-0-3	0-2-2	3-3-6	4-0-4	5-1-6	5-1-6	----
Chukwu	6-3-9	1-2-3	0-1-1	-----	-----	-----	2-0-2	1-0-1	2-0-2	-----	-----	-----	-----	----
Conrad	5-6-11	3-3-6	0-1-1	-----	-----	0-1-1	-----	1-1-2	-----	-----	1-0-1	-----	-----	----
Aloese	12-12-24	1-2-3	-----	2-3-5	2-0-2	-----	0-3-3	2-0-2	1-0-1	1-2-3	2-1-3	1-1-2	1-0-1	----
Evans	4-8-12	2-0-2	0-3-3	0-1-1	1-1-2	-----	-----	1-2-3	0-1-1	-----	-----	-----	1-0-1	----
Conner	8-8-16	2-0-2	1-0-1	2-2-4	-----	0-2-2	-----	3-1-4	0-1-1	0-1-1	1-0-1	-----	1-0-1	----
Moore	34-35-69	0-2-2	6-1-7	-----	5-3-8	6-6-12	2-7-9	2-1-3	5-0-5	4-5-9	4-2-6	0-8-8	3-2-5	----
Arp	4-3-7	0-2-2	-----	-----	-----	1-0-1	-----	-----	2-0-2	1-1-2	-----	-----	-----	----
Porter	10-17-27	0-2-2	1-0-1	1-2-3	2-1-3	0-3-3	0-5-5	0-1-1	2-0-2	1-0-1	1-2-3	2-1-3	1-0-1	----
Wears	2-3-5	1-0-1	-----	0-1-1	1-1-2	-----	-----	-----	-----	-----	-----	0-1-1	-----	----
Gullett	16-10-26	1-0-1	2-1-3	2-1-3	0-1-1	1-2-3	1-0-1	2-1-3	3-1-4	1-1-2	1-2-3	2-0-2	-----	----
Long Jr.	1-0-1	1-0-1	-----	-----	-----	-----	-----	-----	-----	-----	-----	-----	-----	----
Motley, X.	1-0-1	1-0-1	-----	-----	-----	-----	-----	-----	-----	-----	-----	-----	-----	----
Hampton	2-3-5	1-0-1	-----	-----	0-1-1	0-1-1	-----	-----	-----	0-1-1	1-0-1	1-0-1	-----	----
Motley, I.	3-5-8	1-0-1	-----	1-2-3	0-1-1	-----	-----	-----	-----	0-1-1	-----	1-1-2	-----	----
Robbins	16-13-29	0-1-1	1-0-1	3-0-3	5-2-7	1-2-3	1-3-4	-----	1-1-2	1-1-2	0-1-1	3-2-5	1-0-1	----
Harris	0-1-1	0-1-1	-----	-----	-----	-----	-----	-----	-----	-----	-----	-----	-----	----
Dorsa	1-6-7	0-1-1	-----	0-1-1	0-1-1	0-1-1	-----	-----	0-1-1	-----	-----	1-1-2	-----	----
Koons	0-1-1	0-1-1	-----	-----	-----	-----	-----	-----	-----	-----	-----	-----	-----	----
Davis	0-1-1	0-1-1	-----	-----	-----	-----	-----	-----	-----	-----	-----	-----	-----	----
Hale	0-0-0	0-0-0	-----	-----	-----	-----	-----	-----	-----	-----	-----	-----	-----	----
Nelson	23-24-47	0-0-0	6-1-7	4-3-7	3-1-4	2-2-4	2-5-7	1-1-2	1-3-4	1-5-6	2-2-4	1-1-2	3-1-4	----
Berger	6-9-15	-----	3-0-3	2-2-4	0-1-1	0-2-2	0-1-1	-----	0-1-1	-----	0-1-1	1-1-2	3-1-4	----
Popp	4-10-14	-----	2-1-3	-----	-----	0-2-2	-----	1-0-1	1-1-2	0-2-2	0-4-4	-----	-----	----
Smart	10-16-26	-----	2-0-2	2-2-4	1-3-4	0-2-2	0-4-4	0-3-3	3-0-3	1-0-1	1-2-3	-----	4-0-4	----
Key	1-0-1	-----	1-0-1	-----	-----	-----	-----	-----	-----	-----	1-0-1	-----	-----	----
Fox	23-15-38	-----	-----	4-4-8	7-2-9	3-3-6	3-3-6	1-0-1	2-0-2	2-2-4	1-1-2	0-0-0	-----	----
Knock	4-5-9	-----	-----	3-0-3	0-1-1	-----	-----	0-1-1	1-1-2	0-2-2	-----	-----	0-1-1	----
Payne	7-13-20	-----	-----	0-1-1	0-2-2	3-2-5	-----	1-3-4	2-2-4	1-1-2	0-1-1	0-1-1	-----	----
Brunson	2-5-7	-----	-----	-----	-----	0-2-2	0-1-1	-----	2-0-2	-----	0-1-1	-----	-----	----
Gunnels	1-0-1	-----	-----	-----	-----	1-0-1	-----	-----	-----	-----	-----	-----	-----	----
Shallman	4-9-13	-----	-----	-----	-----	-----	3-3-6	3-2-5	0-1-1	0-2-2	-----	-----	-----	----
Hudson	2-5-7	-----	-----	-----	-----	-----	0-2-2	1-1-2	0-0-0	0-2-2	-----	1-0-1	1-0-1	----
Anderson	1-0-1	-----	-----	-----	-----	-----	1-0-1	-----	-----	-----	-----	-----	-----	----
Ouellette	1-0-1	-----	-----	-----	-----	-----	-----	1-0-1	-----	-----	-----	-----	-----	----
Brooks	7-4-11	-----	-----	-----	-----	-----	-----	0-1-1	2-1-3	1-1-2	2-1-1	2-0-2	3-2-5	----
McKnight	1-1-2	-----	-----	-----	-----	-----	-----	-----	1-1-2	-----	-----	-----	-----	----
Pleasants	1-0-1	-----	-----	-----	-----	-----	-----	-----	-----	-----	-----	1-0-1	-----	----
Farkas	1-0-1	-----	-----	-----	-----	-----	-----	-----	-----	-----	-----	-----	1-0-1	----

2017 STARTING LINEUPS

OFFENSE

	QB	RB	WR	WR/TE	TE/WR/RB	LT	LG	C	RG	RT	WR
Hampton	Maxwell	Ouellette	Cope	Mangen	White	Lowery	Anderson	Pruehs	Meservy	McCray	Odom
Purdue	Maxwell	Ouellette	Cope	Mangen	White	Lowery	Anderson	Pruehs	Meservy	McCray	Meyer
Kansas	Rourke	Ouellette	Cope	Mangen	White	Lowery	Anderson	Pruehs	Meservy	McCray	Meyer
EMU	Rourke	Ouellette	Cope	Mangen	Meyer	Lowery	Anderson	Pruehs	Meservy	McCray	Odom
UMass	Rourke	Ouellette	Cope	Mangen	Meyer	Lowery	Anderson	Pruehs	Meservy	McCray	Odom
CMU	Rourke	Ouellette	Cope	Mangen	Morgan	Lowery	Anderson	Pruehs	Wood	McCray	Odom
BGSU	Rourke	Ouellette	Cope	Mangen	Morgan	Lowery	Anderson	Pruehs	Meservy	Pleasants	Odom
Kent State	Rourke	Ouellette	Meyer	Mangen	Morgan	Lowery	Anderson	Pruehs	Meservy	Pleasants	White
Miami	Rourke	Ouellette	Cope	Mangen	Morgan	Lowery	Anderson	Pruehs	Meservy	Pleasants	White
Toledo	Rourke	Ouellette	Cope	Mangen	Morgan	Lowery	Anderson	Pruehs	Meservy	Pleasants	White
Akron	Rourke	Ouellette	Cope	Mangen	White	Lowery	Anderson	Pruehs	Meservy	Pleasants	Meyer
Buffalo	Rourke	Ouellette	Odom	Mangen	White	Lowery	Anderson	Pruehs	Meservy	Pleasants	Meyer

DEFENSE

	DE	DT	DE	NG/LB	LB/S	LB	LB	CB	SS	FS	CB
Hampton	Smart	Aloese	Robbins	Porter	Crouch	Poling	Moore	Fox	Hagan	Nelson	Ellis
Purdue	Smart	Aloese	Robbins	Porter	Crouch	Poling	Moore	Fox	Hagan	Nelson	Ellis
Kansas	Smart	Aloese	Robbins	Porter	Gullett	Poling	Conner	Fox	Hagan	Nelson	Ellis
Purdue	Smart	Aloese	Robbins	Porter	Crouch	Poling	Moore	Fox	Hagan	Nelson	Ellis
EMU	Smart	Aloese	Robbins	Porter	Crouch	Poling	Moore	Fox	Hagan	Nelson	Ellis
UMass	Smart	Aloese	Robbins	Porter	Crouch	Poling	Moore	Fox	Hagan	Nelson	Ellis
CMU	Smart	Aloese	Robbins	Clack	Crouch	Poling	Moore	Fox	Hagan	Nelson	Ellis
BGSU	Smart	Aloese	Shallman	Porter	Crouch	Poling	Moore	Fox	Hagan	Nelson	Ellis
Kent State	Smart	Aloese	Robbins	Porter	Crouch	Poling	Moore	Fox	Hagan	Nelson	Ellis
Miami	Smart	Aloese	Robbins	Porter	Crouch	Poling	Moore	Fox	Hagan	Nelson	Ellis
Toledo	Smart	Aloese	Robbins	Porter	Grilliot	Poling	Moore	Fox	Hagan	Nelson	Ellis
Akron	Smart	Aloese	Robbins	Porter	Crouch	Poling	Moore	Fox	Hagan	Nelson	Ellis
Buffalo	Smart	Aloese	Robbins	Porter	Crouch	Poling	Moore	Fox	Hagan	Nelson	Ellis

2017 OHIO IN THE RED ZONE

	RZ	Scores	Points	TDs	Rush	Pass	FG	Did Not Score Because . . .	FGA	Downs	Int	Fum	Half	Game
Ohio	7	7	48	7	6	1	0		0	0	0	0	0	0
Hampton	0	0	0	0	0	0	0		0	0	0	0	0	0
Ohio	2	2	14	2	2	0	0		0	0	0	0	0	0
Purdue	6	6	30	3	1	2	3		0	0	0	0	0	0
Ohio	6	5	36	5	2	3	0		0	0	1	0	0	0
Kansas	4	4	23	3	1	2	1		0	0	0	0	0	0
Ohio	3	3	17	2	0	2	1		0	0	0	0	0	0
EMU	3	2	10	1	1	0	1		0	1	0	0	0	0
Ohio	9	9	51	6	4	2	3		0	0	0	0	0	0
UMass	7	7	41	5	1	4	2		0	0	0	0	0	0
Ohio	4	3	21	3	3	0	0		0	0	0	1	0	0
CMU	4	3	20	3	1	2	0		0	1	0	0	0	0
Ohio	4	4	28	4	4	0	0		0	0	0	0	0	0
BGSU	5	5	27	3	2	1	2		0	0	0	0	0	0
Ohio	5	5	31	4	2	2	1		0	0	0	0	0	0
Kent State	1	1	3	0	0	0	1		0	0	0	0	0	0
Ohio	6	6	38	5	3	2	1		0	0	0	0	0	0
Miami	3	3	21	3	1	2	0		0	0	0	0	0	0
Ohio	6	4	28	4	3	1	0		0	0	0	1	1	0
Toledo	2	0	0	0	0	0	0		0	1	0	1	0	0
Ohio	4	4	24	3	2	1	1		0	0	0	0	0	0
Akron	3	3	17	2	1	1	1		0	0	0	0	0	0
Ohio	3	2	14	2	2	0	0		0	0	1	0	0	0
Buffalo	1	1	7	1	1	0	0		0	0	0	0	0	0

OHIO SINGLE-GAME CAREER HIGHS

#28 Dorian Brown

Carries: 29 at Toledo (Oct. 27, 2016)
Rushing Yards: 212 at Toledo (Oct. 27, 2016)
Longest Rush: 62 vs. Toledo (Nov. 8, 2017)
Kickoff Returns: 4 vs. Texas State (Sept. 3, 2016)
Kickoff Yards: 105 vs. Texas State (Sept. 3, 2016)
Longest Kickoff Return: 54 vs. Texas State (Sept. 3, 2016)

#84 Austin Conrad

Tackles: 16 vs. Hampton (Sept. 3, 2017)
Solo Tackles: 3 vs. Hampton (Sept. 3, 2017)
Tackles for Loss: 0.5 vs. Hampton (Sept. 3, 2017)
QB Hurry: 1 vs. Hampton (Sept. 3, 2017)

#47 Evan Croutch

Tackles: 11 vs. BGSU (Oct. 14, 2017)
Solo Tackles: 8 vs. BGSU (Oct. 14, 2017)
Sacks: 2 vs. vs. Hampton (Sept. 3, 2017)
Tackles for Loss: 2 vs. Hampton (Sept. 3, 2017)
QB Hurry: 1 vs. Hampton (Sept. 3, 2017)
Forced Fumble: 1 vs. Hampton (Sept. 3, 2017)
Pass Breakups: 1 vs. UMass (Sept. 29, 2017)

#85 Brendan Cope

Receptions: 7 vs. UMass (Sept. 29, 2017)
Receiving yards: 129 at Idaho (Sept. 3, 2015)
Long Reception: 65 at Idaho (Sept. 3, 2015)
Receiving Touchdowns: 1 (3X) last vs. UMass (Sept. 29, 2017)

#3 Bradd Ellis

Tackles: 8 vs. CMU (Oct. 7, 2017)
Solo Tackles: 5 (4X) vs. Akron (Nov. 14, 2017)
Assisted Tackles: 4 vs. UMass (Sept. 29, 2017)
Interceptions: 1 (3X) last vs. BGSU (Oct. 14, 2017)
Touchdowns: 1 (2x) Last vs. BGSU (Oct. 14, 2017)
Pass Breakups: 4 (2X) Last vs. Miami (Oct. 31, 2017)
Forced Fumble: 1 vs. Toledo (Nov. 8, 2017)
Fumble Recovery: 1 vs. BGSU (Oct. 14, 2017)

#5 Michael Farkas

Punts: 7 (2X) last at Kent State (Oct. 22, 2016)
Total Yards: 303 at Kent State (Oct. 22, 2016)
Long: 74 vs. Gardner-Webb (Sept. 24, 2016)
Inside 20: 6 at Toledo (Oct. 27, 2016)

#21 Jalen Fox

Tackles: 9 vs. Eastern Michigan (Oct. 15, 2016)
Solo Tackles: 6 vs. Eastern Michigan (Oct. 15, 2016)
Assisted Tackles: 4 vs. Kansas (Sept. 16, 2017)
Sacks: 1 at Miami (Oct. 1, 2016)
Tackles for Loss: 1 at Miami (Oct. 1, 2016)
Interceptions: 1 (2x) Last vs. Miami (Oct. 31, 2017)
Int. Return yards: 25 vs. Miami (Oct. 31, 2017)
Pass Breakups: 3 vs. Kansas (Sept. 16, 2017)

#2 Javon Hagan

Tackles: 14 vs. Akron (Nov. 14, 2017)
Solo Tackles: 8 (2x) vs. Akron (Nov. 14, 2017)
Assisted Tackles: 6 vs. Akron (Nov. 14, 2017)
Forced Fumbles: 2 at Tennessee (Sept. 17, 2016)
Interceptions: 1 (3X) vs. Miami (Oct. 31, 2017)
Int Return Yards: 60 (2X) vs. Buffalo (Nov. 3, 2016)
Fumble Recovery: 1 vs. Toledo (Nov. 8, 2017)
Fumble Return yards: 34 vs. Toledo (Nov. 8, 2017)

#21 Maleek Irons

Carries: 18 at Miami (Oct. 1, 2016)
Rushing Yards: 83 at Kent State (Oct. 22, 2016)
Longest Rush: 60 at Kent State (Oct. 22, 2016)
Rushing Touchdowns 2 vs. BGSU (Oct. 8, 2016)
Receptions: 5 vs. Texas State (Sept. 3, 2016)
Receiving Yards: 54 vs. Texas State (Sept. 3, 2016)
Long Reception: 21 vs. Texas State (Sept. 3, 2016)

#82 Troy Mangen

Receptions: 4 (2X) last vs. BGSU (Oct. 8, 2016)
Receiving Yards: 41 (2X) last vs. BGSU (Oct. 8, 2016)
Receiving TDs: 2 vs. Kansas (Sept. 16, 2017)
Long Receptions: 22 vs. Gardner Webb (Sept. 24, 2017)

#7 Quinton Maxwell

Pass Attempts: 26 vs. Eastern Michigan (Oct. 15, 2016)
Pass Completions: 17 vs. Eastern Michigan (Oct. 15, 2016)
Passing Yards: 236 vs. Buffalo (Nov. 3, 2016)
Longest Pass: 73 vs. Buffalo (Nov. 3, 2016)
Passing Touchdowns: 2 (2X) last vs. Buffalo (Nov. 3, 2016)
Carries: 10 at Toledo (Oct. 27, 2016)
Rush Yards: 50 vs. Buffalo (Nov. 3, 2016)
Long Run: 29 at Toledo (Oct. 27, 2016)
Rushing Touchdown: 1 vs. Buffalo (Nov. 3, 2016)

#38 Chad Moore

Tackles: 12 vs. UMass (Sept. 29, 2017)
Solo Tackles: 8 at Toledo (Oct. 27, 2016)
Tackles for Loss: 2 at Kansas (Sept. 10, 2016)
Sacks: 1 at Miami (Oct. 1, 2016)
Interceptions: 1 (3x) vs. Kent State (Oct. 21, 2017)

#3 Cameron Odom

Receptions: 4 vs. Hampton (Sept. 3, 2017)
Receiving yards: 85 at Buffalo (Nov. 24, 2017)
Long Reception: 57 vs. Buffalo (Nov. 24, 2017)
Receiving TDs: 1 (3X) last at Buffalo (Nov. 24, 2017)

#45 A.J. Ouellette

Carries: 29 vs Buffalo (Nov. 5, 2014)
Rushing Yards: 155 vs Buffalo (Nov. 5, 2014)
Rushing Touchdowns: 2 (4x) last vs BGSU (Oct. 14, 2017)
Receptions: 4 vs. Akron (Oct. 18, 2014)
Receiving Yards: 39 vs. Idaho (Sept. 20, 2014)
Receiving Touchdowns: 1 (2x) vs. UMass (Sept. 29, 2017)

#23 Kylan Nelson

Tackles: 7 vs. Purdue (Sept. 8, 2017)
Interceptions: 2 vs. Texas State (Sept. 3, 2016)

#32 Quentin Poling

Solo Tackles: 10 (2X) last at Toledo (Oct. 27, 2016)
Asst. Tackles: 10 vs. UMass (Sept. 29, 2017)
Total Tackles: 19 vs. UMass (Sept. 29, 2017)
Sacks: 3.0 vs. Toledo (Nov. 8, 2017)
Tackle for Loss: 2.5 (2X) last vs. Texas State (Sept. 3, 2016)
Fumble Recovery: 1 vs. Toledo (Nov. 8, 2017)
Forced Fumble: 1 (5X) last vs. BGSU (Oct. 14, 2017)
Interceptions: 3 vs. Idaho (Sept. 20, 2014)
PBUs: 1 (4x) vs. Akron (Nov. 14, 2017)

#54 Tony Porter

Tackles: 7 vs. Texas State (Sept. 3, 2016)
Solo Tackles: 4 vs. Texas State (Sept. 3, 2016)
Tackles for loss: 2.5 vs. Texas State (Sept. 3, 2016)

Sacks: 2 vs. Texas State (Sept. 3, 2016)

#10 Julian Ross

Carries: 19 at Buffalo (Nov. 24, 2017)
Rushing Yards: 81 at Buffalo (Nov. 24, 2017)
Longest Rush: 23 at Buffalo (Nov. 24, 2017)
Rushing TDs: 2 vs. Hampton (Sept. 3, 2017)

#12 Nathan Rourke

Pass Attempts: 33 vs. Miami (Oct. 31, 2017)
Pass Completions: 21 vs. Miami (Oct. 31, 2017)
Passing Yards: 294 vs. Miami (Oct. 31, 2017)
Longest Pass: 49 vs. Kent State (Oct. 21, 2017)
Carries: 16 vs. UMass (Sept. 29, 2017)
Rushing Yards: 165 vs. Akron (Nov. 14, 2017)
Long Run: 75 vs. BGSU (Oct. 14, 2017)
Rushing TDs: 3 (4X) Last vs. Miami (Oct. 31, 2017)
Receiving TDs: 1 vs. Akron (Nov. 14, 2017)

#41 Papi White

Carries: 9 (2X) last vs. Gardner-Webb (Sept. 24, 2016)
Rushing Yards: 66 vs. SE Louisiana (Sept. 19, 2015)
Rushing Touchdowns: 2 vs. SE Louisiana (Sept. 19, 2015)
Receptions: 6 (3X) last vs. Akron (Nov. 14, 2017)
Receiving Yards: 128 vs. Texas State (Sept. 3, 2016)
Receiving Touchdowns: 1 (3X) last vs. Buffalo (Nov. 3, 2016)
Punt Returns: 7 vs. Marshall (Sept. 12, 2015)
Punt Return Yards: 59 vs. Marshall (Sept. 12, 2015)
Longest Punt Return: 17 vs. Texas State (Sept. 3, 2016)
Kick Returns: 2 at Akron (Oct. 3, 2015)
Kick Return Yards: 65 at Akron, (Oct. 3, 2015)
Longest Kick Returns: 53, at Akron (Oct. 3, 2015)

#2 Louie Zervos

Field Goals Made: 5 at Kansas (Sept. 10, 2016)
Field Goals Attempted: 5 (2X) last at Kansas (Sept. 10, 2016)
PAT Made: 7 vs. UMass (Sept. 29, 2017)
Longest Field Goal: 47 vs. Eastern Michigan (Oct. 15, 2016)

LAST TIME OHIO...

INDIVIDUAL

INDIVIDUAL OFFENSE

Passed for 250-299 yards	Nathan Rourke (294) vs. Miami, 2017
Passed for 300-349 yards	Derrius Vick (321) at Buffalo, 2015
Passed for 350-399 yards	Greg Windham (380) vs. Texas State, 2016
Passed for 400-or-more yards	Donny Harrison (409) vs. Kent State, 1983
Passed for 3 touchdowns	Nathan Rourke vs. Miami, 2017
Passed for 4 touchdowns	Greg Windham, vs. Texas State, 2016
Passed for 5 touchdowns	Boo Jackson vs. Akron, 2008
Had 20-29 pass completions	Nathan Rourke (21) vs. Miami, 2017
Had 30-39 pass completions	Derrius Vick (32) at Buffalo, 2015
Had 30-39 pass attempts	Nathan Rourke (33) vs. Miami, 2017
Had 40-49 pass attempts	Greg Windham (46) at No. 15 Tennessee, 2016
Had 50-or-more pass attempts	Derrius Vick (51) at Buffalo, 2015
Had 150-199 yards rushing	Nathan Rourke (165) vs. Akron 2017
Had 200-249 yards rushing	Dorian Brown (212) at Toledo, 2016
Had 250-or-more yards rushing	Beau Blankenship (269) at UMass, 2012
Rushed for 3 touchdowns	Nathan Rourke vs. Miami, 2017
Rushed for 4 touchdowns	Beau Blankenship vs. Louisiana-Monroe, 2012
Had 30-39 carries	Beau Blankenship (30) at Marshall, 2012
Had 40-or-more carries	Beau Blankenship (43) at UMass, 2012
QB rush & pass for more than 100 yards	Nathan Rourke (165 pass, 110 rush) vs. Akron, 2017
QB rush for more than 100 yards	Nathan Rourke (165) vs. Akron, 2017
Had 10-or-more receptions	Sebastian Smith (10) at Bowling Green 2015
Had 100-149 receiving yards	Brendan Cope (126) at UMass, 2017
Had 150-199 receiving yards	Sebastian Smith (156) at No. 15 Tennessee, 2016
Had 200-249 receiving yards	Todd Snyder (214) vs. Richmond, 1968
Had 3 TD receptions	Donte' Foster vs. Miami, 2013
Scored a two-point conversion	Jake Hale vs. Kansas, 2017
QB Ran, Passed and Caught a TD	Boo Jackson vs. Buffalo, 2010

INDIVIDUAL DEFENSE

Had 2 sacks in one game	Evan Crouch vs. Hampton, 2017
Had 3 Sacks in one game	Quentin Poling vs. Toledo, 2017
Returned a fumble for a TD	Thad Ingol (18) at Akron, 2012
Recovered a fumble (in end zone) for TD	Kevin Robbins vs Miami, 2016
Intercepted 2 passes	Kylan Nelson vs. Texas State, 2016
Intercepted 3 passes	Quentin Poling vs. Idaho, 2014
Returned an INT for a TD	Bradd Ellis (15) vs. BGSU, 2017
Returned two INTs for a TD	Travis Carrie (66) and (30) vs. Massachusetts, 2013

INDIVIDUAL SPECIAL TEAMS

Blocked a punt	Grant Cunningham vs Eastern Illinois, 2014
Blocked punt resulting in a safety	Tyler Gullett vs. CMU, 2017
Returned a blocked punt for a TD	Melvin Payne(15) at Akron, 2009
Returned a punt for a TD	Travis Carrie (65) at New Mexico State, 2011
Returned a kickoff for a TD	Kylan Nelson (84) at Miami, 2014
Recovered a fumble on a kickoff for a TD	Toran Davis, vs. Marshall, 2013
Made four field goals	Louie Zervos (4) vs. Texas State, 2016
Made five field goals	Louie Zervos (5) at Kansas, 2016
Kicked a 50-59 yard field goal	Louie Zervos (51) vs. Miami, 2015
Had a 60-69 yard punt	Paul Hershey (61) vs. Kent State, 2010

TEAM

Had a punt 80 or more yards.....Paul Hershey (80) at New Mexico State, 2011

TEAM OFFENSE

Scored 80-89 points	vs. Rio Grande (80-0), 1937
Scored 70-79 points	vs. Franklin (78-0), 1933
Scored 60-69 points	vs. Northern Illinois (63-15), 1976
Scored 50-59 points	vs. UMass (58-50), 2017
Scored 40-49 points	vs Miami (45-28), 2017
Had back-to-back 40-point games	vs. Kent State (48-3) and vs. Miami (45-28), 2017
Had 30-or-more first downs	vs. Gardner-Webb (31), 2016
Had 200-299 yards rushing	at UMass (292), 2017
Had 300-399 yards rushing	vs. Toledo (393), 2017
Had 400-499 yards rushing	vs. Ball State (414), 2005
Had 500-or-more yards rushing	at Eastern Michigan (612), 1997
Had two 100-yard rushers	Dorian Brown (142) & Nathan Rourke (115) vs. Toledo, 2017
Had three 100-yard rushers	Steve Hookfin (177), Riz Buckman (166) & Kareem Wilson (139) at Eastern Michigan, 1997
Had no rushing yards	vs. Kent State (-9), 2009
Rushed for four touchdowns	vs Toledo, 2017
Rushed for five touchdowns	at BGSU, 2017
Rushed for six touchdowns	vs. Eastern Michigan, 1997
Rushed for seven touchdowns	vs. Hampton, 2017
Had two players rush for at least 2 TDs	Nathan Rourke (3) & A.J Ouellette (2) vs BGSU, 2017
Had 250-299 yards passing	vs. Miami (243), 2016
Had 300-399 yards passing	vs. Gardner-Webb (249), 2017
Had 400-499 yards passing	at Kent State (409), 1983
Had 500-or-more yards passing	Never
Had no passing yards	at Marshall, 1997
Has four different players complete a pass	vs. Eastern Michigan, 2007
Passed for five touchdowns	vs. Akron, 2008
Had two 100-yard receivers	Donte' Foster (143) & Chase Cochran (138) vs. Eastern Michigan, 2013
400-499 yards of total offense	vs. Miami (443), 2017
500-599 of total offense	vs. Toledo (532), 2017
600-or-more yards of total offense	vs. Texas State (630), 2016
Had 200 yards rushing and 200 yards passing	vs Texas State, 2016
Did not allow a sack	vs. Akron, 2017
Five-or-more fumbles	at Rutgers (5), 2011
Five-or-more fumbles lost	at Akron (5), 1999
Had a 99-yard scoring drive	vs. Eastern Michigan, 2012
Scored two two-point conversions	at Toledo, 2007
Allowed a safety	at UMass, 2017
Allowed a PAT Return	vs. CMU, 2017
Did not score a touchdown	vs Akron, 2016
Allowed 5 or more sacks	at Western Michigan (7), 2014

TEAM DEFENSE

Did not allow a completion	vs. Wofford, 2010
Recovered five-or-more fumbles	vs. Bowling Green (5), 1986
Recorded five-or-more sacks	vs. Buffalo, 2016
Recorded a shutout	vs. Hampton (59-0), 2017
Held an opponent to zero yards or less rushing	vs. Akron (-4), 2006
Recorded four-or-more interceptions	vs. Miami (4), 2015
Recorded a safety	vs CMU, 2017
Scored two defensive touchdowns	vs. Pittsburgh (2 INT), 2005
Allowed two 100-yard receivers	at Toledo, 2016
Allowed 600 yards of total offense	vs. Louisville (615), 2013
Allowed 700 yards of total offense	at Marshall (705), 2014

TEAM SPECIAL TEAMS

Did not punt	vs. Marshall, 2011
10-or-more punts	vs. Miami (13), 2007
Had a punt blocked	vs. Bowling Green, 2012
Had 2 punts blocked	vs. Bowling Green, 2012
Blocked a punt	vs CMU, 2017
Had a field goal blocked	vs. CMU, 2017
Blocked a field goal	at Buffalo, 2015
Blocked an extra point	vs Central Michigan, 2013
Had an extra point blocked	vs. Ball State, 2011
Blocked two kicks in a game	vs. Gardner-Webb (3 punts), 2007
Had two kicks blocked in a game	vs. Temple (XP, FG), 2009
Allowed a special teams touchdown	at Kansas (KR), 2016
Consecutive kickoff returns for TDs (both teams)	vs. Ball State, 2005
100-or-more penalty yards	vs Akron (120), 2015
Allowed two onside kicks	vs. Louisiana, 2010
Recorded a safety	vs. Hampton, 2017

Most Points Scored

Game			
1.	89	vs. Wittenberg	1916
2.	80	vs. Rio Grande	1937
	80	vs. Baldwin-Wallace	1919
4.	78	vs. Franklin	1933
5.	68	vs. Transylvania	1933
6.	67	vs. Western Michigan	1953
7.	66	vs. Cincinnati	1928
8.	65	vs. Buckhannon	1906
9.	62	vs. Camp Sherman	1918
10.	60	vs. Cincinnati	1968

Season

1.	467	2017	12 games (38.9 ppg)
2.	427	2011	14 games (30.5 ppg)
3.	412	2012	13 games (31.7 ppg)
4.	376	1968	10 games (37.6 ppg)
5.	368	2016	14 games (26.3 ppg)
6.	366	2007	12 games (30.5 ppg)
7.	358	2015	13 games (27.5 ppg)
8.	357	2010	13 games (27.5 ppg)
9.	356	2013	13 games (27.4 ppg)
10.	347	2009	14 games (25.4 ppg)

Most Points Per Game

Season	PPG	Year	Pts.	Games
1.	38.9	2017	467	12
2.	37.6	1968	376	10
3.	33.9	1929	305	9
4.	31.7	2012	412	13
5.	31.2	2000	343	11
6.	30.7	1933	277	9
7.	30.5	2011	427	14
8.	30.5	2007	366	12
9.	28.4	1928	256	9
10.	27.5	2015	358	13

Points Scored - Combined

Game			
1.	110 (L, 54-56)	vs. Texas State	2016
2.	108 (W, 60-48)	vs. Cincinnati	1968
3.	100 (L, 45-55)	vs. East Carolina	1996
4.	93 (L, 21-72)	vs. Bowling Green	2002
5.	92 (W, 89-3)	vs. Wittenberg	1916
6.	91 (L, 42-49)	vs. Richmond*	1968
	91 (W, 49-42)	vs. Akron	2008
8.	90 (W, 48-42)	vs. EMU	2007
9.	89 (L, 41-48)	vs. Toledo	2001
10.	86 (L, 62-24)	vs. Bowling Green	2015

*Tangerine Bowl

Fewest Points Allowed

Season	(9-or-more games)	
1.	7	1929 9 games (0.8 ppg)
2.	26	1897 9 games (2.9 ppg)
3.	28	1933 9 games (3.1 ppg)
4.	29	1932 9 games (3.2 ppg)
5.	32	1940 9 games (3.6 ppg)
	32	1930 9 games (3.6 ppg)
7.	33	1915 9 games (3.7 ppg)
8.	34	1960 10 games (3.4 ppg)
9.	43	1901 9 games (4.8 ppg)
10.	52	1937 9 games (5.8 ppg)

Margin of Victory

Game			
1.	86 (89-3)	vs. Wittenberg	1916
2.	80 (80-0)	vs. Rio Grande	1937
	80 (80-0)	vs. Baldwin-Wallace	1919
4.	78 (78-0)	vs. Franklin	1933
5.	68 (68-0)	vs. Transylvania	1933
6.	65 (65-0)	vs. Buckhannon	1906
7.	62 (62-0)	vs. Camp Sherman	1918
8.	61 (61-0)	vs. Morris Harvey	1933
9.	60 (66-6)	vs. Cincinnati	1928
	60 (60-0)	vs. Lancaster	1895

Most Points in a Loss

Game			
1.	54 (54-56)	vs. Texas State	2016
2.	45 (45-55)	vs. East Carolina	1996
3.	42 (42-49)	vs. Richmond*	1968
4.	41 (41-48)	vs. Toledo	2001
5.	40 (40-43)	vs. Toledo	2007
6.	37 (37-38)	at Buffalo	2011
	37 (37-48)	vs. Akron	2007
8.	33 (33-37)	vs. Kent State	2003
9.	32 (32-39)	vs. Western Michigan	2003
	32 (32-42)	vs. UCF	2002

*Tangerine Bowl

Total Offense

Yards Gained - Game			
1.	662	vs. Eastern Michigan	1980
2.	630	vs. Texas State	2016
3.	612	vs. Eastern Michigan	1997
4.	597	vs. Tennessee Tech	2000
5.	584	vs. New Mexico State	2012
6.	577	vs. Western Michigan	1953
7.	575	vs. VMI	2008
8.	560	vs. Toledo	2007
9.	559	vs. Eastern Michigan	2012
	559	vs. Marshall	2011

Yards Gained - Season

1.	6,241	2011
2.	5,782	2012
3.	5,493	2016
4.	5,378	2015
5.	5,171	2017
6.	4,932	2013
7.	4,599	2000
8.	4,443	2014
9.	4,374	2007
10.	4,342	2009

Average Yards per Game - Season

1.	445.8	2011
2.	444.8	2012
3.	430.9	2017
4.	418.1	2000
5.	415.7	1968
6.	413.7	2015
7.	392.3	2016
8.	379.4	2013
9.	370.2	2014
10.	365.4	1953

Rushing

Yards Gained - Game			
1.	612	vs. Eastern Michigan	1997
2.	447	vs. Western Michigan	1953
3.	444	vs. Central Michigan	2000
4.	429	vs. Tennessee Tech	2000
5.	418	vs. Eastern Michigan	2002
6.	414	vs. Ball State	2005
7.	413	vs. Idaho	1976
8.	410	vs. East Carolina	1996
9.	408	vs. Northern Illinois	1998
10.	407	vs. Kent State	1996

Yards Gained - Season

1.	3,553	2000
2.	3,321	1997
3.	3,289	1996
4.	3,177	2017
5.	3,171	2011
6.	3,054	1998
7.	2,883	1999
8.	2,878	2002
9.	2,643	2012
10.	2,641	2001

Average Yards per Game - Season

1.	323.0	2000
2.	301.9	1997
3.	277.6	1998
4.	274.1	1996
5.	262.1	1999
6.	256.6	1960
7.	253.5	1968
8.	246.3	1953
9.	244.2	2017
10.	240.1	2001

Average Yards per Carry - Season

1.	5.60	2017
2.	5.50	2000
3.	5.12	1997
4.	4.89	1953
5.	4.80	1996
6.	4.74	1960
7.	4.66	2001
8.	4.64	1954
9.	4.62	2011
	4.62	1999

Rushing Attempts

Game			
1.	85	vs. Eastern Michigan	1997
2.	79	vs. Bowling Green	1978
	79	vs. Youngstown State	1958
4.	76	vs. Western Michigan	1975
	76	vs. Western Michigan	1973
	76	vs. Marshall	1968
7.	75	vs. NC State	1998
	75	vs. Kent State	1998
9.	73	vs. Buffalo	2002
	73	vs. Minnesota	2000
	73	vs. Miami	1999

Season

1.	685	1996
2.	680	1998
3.	662	1974
4.	649	2002
	649	1997
6.	646	2000
7.	626	1976
8.	624	1999
9.	609	2003
10.	597	2011



Rushing Touchdowns

Game			
1.	7	vs. Kent State	2002
	7	vs. Central Michigan	2000
	7	vs. Western Michigan	1953
4.	6	vs. Eastern Michigan	1997
	6	vs. Marshall	1977
	6	vs. Northern Illinois	1976
	6	vs. Morehead State	1974
8.	5	Several Times	
		Last: vs. Miami	2010

Season

1.	40	2017
	40	1968
3.	32	2000
	32	1997
5.	30	2002
6.	29	1996
7.	28	1960
8.	27	1998
9.	26	2003
	26	1999

Passing

Yards Gained - Game

1.	409	vs. Kent State	1983
2.	394	vs. Kent State	1977
3.	393	vs. Texas State	2016
	393	vs. Western Michigan	1993
5.	386	vs. Bowling Green	2014
6.	380	vs. Bowling Green	1983
7.	365	vs. Central Michigan	2008
8.	355	vs. Ball State	1985
8.	344	at Akron	2011
9.	343	vs. Eastern Michigan	1980
10.	339	at Rutgers	2011

Yards Gained - Season

1.	3,482	2011
2.	3,142	2016
3.	3,139	2012
4.	3,026	2015
5.	2,795	2008
6.	2,774	2009
7.	2,564	2007
8.	2,474	2014
9.	2,455	1986
10.	2,417	1981

Average Yards per Game - Season

1.	248.7	2011
2.	241.5	2012
3.	232.9	2008
4.	232.8	2015
5.	224.4	2016
6.	223.2	1986
7.	216.9	1983
8.	213.7	2007
9.	206.2	2014
10.	200.2	2004



Cleve Bryant quarterbacked the 1968 offense that averaged a school-record 37.6 points per game.

Passing Attempts

Game			
1.	66	vs. Bowling Green	1983
2.	64	vs. Bowling Green	2014
3.	58	vs. Western Michigan	1986
	58	vs. Ball State	1985
5.	54	vs. Central Michigan	1986
6.	52	vs. Tennessee	2009
7.	51	vs. Pittsburgh	2004
	51	vs. Virginia Tech	1971
9.	50	vs. Bowling Green	1985
10.	48	vs. Kent State	1986

Season

1.	458	2016
2.	429	2011
3.	428	1986
4.	405	2015
5.	404	1985
6.	386	2008
7.	402	2012
	402	2009
9.	375	2014
10.	373	1983

Passing Completions

Game			
1.	35	vs. Central Michigan	1986
2.	34	vs. Bowling Green	2014
3.	32	vs. Bowling Green	1983
4.	31	at Penn State	2012
	31	vs. Ball State	1985
6.	30	vs. Tennessee	2009
	30	vs. Kent State	1986
	30	vs. Bowling Green	1985
9.	29	vs. Wyoming	2008
	29	vs. Bowling Green	1983

Season

1.	276	2011
2.	250	2016
	250	2012
4.	241	2015
5.	232	1986
6.	228	2008
	228	2009
8.	210	1983
9.	203	1985
10.	202	2014

Touchdown Passes

Game			
1.	5	vs. Akron	2008
2.	4	vs. Texas State	2016
	4	vs. Norfolk State	2012
	4	vs. Richmond*	1968
	4	vs. Akron	1951
	4	vs. Eastern Michigan	2007
	4	vs. Idaho	2014

*Tangerine Bowl

Season

1.	30	2011
2.	23	2012
	23	2009
4.	22	2016
5.	21	2008
	20	2010
6.	18	2015
7.	17	2007
8.	14	2004
	14	1985
	14	1981
	14	1977

Interceptions Thrown

Game			
1.	7	vs. Toledo	1985
2.	6	vs. Penn State	1970
3.	5	vs. Pittsburgh	2002
	5	vs. Vanderbilt	1989
	5	vs. Northern Illinois	1985
	5	vs. Miami	1950

Season

1.	30	1985
2.	24	1950
3.	22	1986
	22	1970
5.	20	2010
	20	1989
	20	1952
	20	1951
9.	17	1981
10.	16	Several Times
		Last: 1994



Field Goals Made

Game

1.	5	at Bowling Green	2011
2.	4	at Northern Illinois	2015
	4	vs. Ball State	2009
	4	vs. Kent State	2008
	4	vs. Wyoming	2007
4.	3	Several Times	Last: at Miami 2014

Season

1.	29	2016
2.	25	2011
3.	23	2012
4.	21	2009
	20	2007
6.	18	2013
7.	17	2014
8.	16	2015
9.	15	2017
10.	14	1987

Punting

Most Punts - Game

1.	14	vs. Marshall	1985
2.	13	vs. Bowling Green	1947
	13	vs. Virginia Tech	2007
4.	12	vs. Marshall	1986
	12	vs. Bowling Green	1982
	12	vs. Miami	1970
	12	vs. Cincinnati	1947
8.	11	vs. Miami	2005

Most Punts - Season

1.	86	2005
2.	82	1993
	82	1995
4.	78	2006
5.	77	1978
6.	75	1987
7.	74	1995
8.	73	1994
9.	72	1986
10.	71	1982
	71	2016

Highest Average - Game (min. 4 punts)

1.	56.5 (226/4)	vs. Buffalo	1999
2.	55.0 (330/6)	vs. Central Michigan	2001
3.	53.5 (321/6)	vs. Akron	1998
4.	52.2 (209/4)	vs. Northern Illinois	1999
5.	51.2 (461/9)	vs. Bowling Green	1975
6.	51.0 (255/5)	at New Mexico St.	2011
	51.0 (255/5)	vs. Bowling Green	2010
8.	50.6 (253/5)	vs. Marshall	2001
9.	50.2 (201/4)	vs. Miami	2000
10.	48.2 (241/5)	vs. Toledo	2005

Punt Returns

Most Returns - Game

1.	9	vs. Western Reserve	1950
2.	8	vs. Miami	1993
3.	7	Eight Times	
		Last: vs. Miami	2009

Most Returns - Season

1.	43	2009
2.	41	2011
3.	40	1976
4.	38	2000
5.	37	2006
6.	36	1968
	36	1975
	36	1978
9.	34	2013
10.	32	Six Times
		Last: 2004

Most Yards - Game

1.	202	vs. Western Reserve	1950
2.	116	at Eastern Michigan	2013
3.	115	vs. Eastern Michigan	2002
4.	109	vs. Akron	2004
5.	107	vs. Butler	1950
6.	102	vs. Kent State	1989
	102	vs. West Texas State	1964
8.	101	vs. Bowling Green	1989
9.	100	vs. Ball State	1988
10.	99	vs. Northern Illinois	2009

Most Yards - Season

1.	497	1950
2.	485	2006
3.	454	2000
4.	433	2009
5.	356	2004
6.	327	2013
7.	320	1951
8.	317	2011
9.	312	1999
	312	1989

Kick Returns

Most Yards - Game

1.	345		
1.	261	vs. Miami	2007
2.	260	vs. Miami	2011
3.	221	vs. Tennessee	2009
4.	219	vs. East Carolina	1996
5.	208	vs. Wyoming	2007
6.	206	vs. Bowling Green	2008
7.	198	vs. Kent State	2013
	198	vs. Richmond*	1968
9.	190	vs. Western Michigan	2008
10.	189	vs. Akron	2007

Most Yards - Season

1.	1,584	2007
2.	1,345	2008
3.	1,255	2011
4.	1,130	2010
5.	1,119	1989
6.	1,115	2002
7.	1,104	2013
8.	1,045	1986
9.	1,038	1988
	1,038	2009



Chris Garrett recorded 378 of Ohio's 485 punt return yards in 2006. The team came just 12 yards shy of tying the school record set in 1950.

First Downs

Game

1.	38	vs. Tennessee Tech	2000
2.	34	at Bowling Green	2015
3.	33	vs. Eastern Michigan	1997
	33	vs. Eastern Michigan	1980
5.	31	vs. Akron	2001
	31	vs. Cincinnati	1968
7.	30	vs. Idaho	2014
	30	vs. Marshall	2011
	30	vs. Akron	2011
	30	vs. Youngstown State	1959

Season

1.	327	2011
2.	302	2012
3.	292	2016
4.	285	2015
5.	265	2017
6.	255	2013
7.	246	2000
8.	233	2014
9.	231	1996
	231	1968

Fewest - Game (max. 5)

1.	1	vs. Marshall	1997
2.	5	vs. Virginia Tech	2007
	5	vs. Miami	1995
	5	vs. Bowling Green	1966
	5	vs. Purdue	1964
	5	vs. Illinois	1950
	5	vs. Bowling Green	1947



Offensive Plays

Game			
1.	110	vs. Bowling Green	2014
2.	104	vs. Marshall	1968
3.	100	vs. Virginia Tech	1971
4.	98	at Kansas	2016
5.	97	vs. Texas State	2016
	97	at Bowling Green	2015
	97	vs. Bowling Green	1983
8.	96	vs. Western Michigan	1975
	96	vs. Western Michigan	1973
9.	89	vs. Miami	1999
10.	88	at Buffalo	2015
	88	vs. Penn State	2012

Season			
1.	1026	2011	
2.	1004	2016	
3.	998	2012	
4.	951	2015	
5.	887	2013	
6.	857	2009	
7.	856	2006	
8.	854	1974	
9.	847	2003	
10.	845	2014	

Yards Penalized

Game (min. 100)			
1.	161	vs. Buffalo	2005
2.	155	vs. Kent State	2007
3.	153	vs. Bowling Green	2014
4.	150	vs. Marshall	2015
5.	147	vs. Marshall	1988
6.	145	vs. Northern Illinois	1976
7.	141	at Kansas	2016
8.	138	vs. North Texas	2009
9.	130	vs. Western Reserve	1952
10.	126	vs. Miami	1977

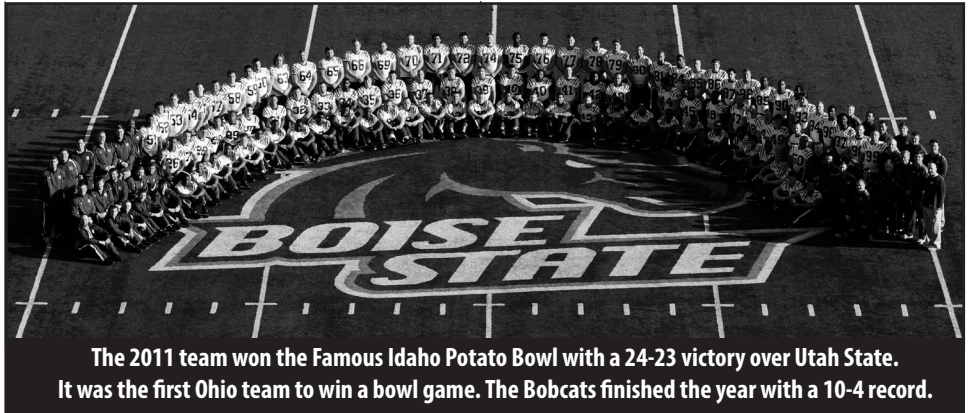
Season			
1.	938	2015	
2.	846	2007	
3.	832	2011	
4.	804	2006	
5.	794	1989	
6.	757	2009	
7.	752	2016	
8.	736	1997	
9.	727	1988	
10.	714	1996	

Interceptions By

Game			
1.	6	vs. Kent State	2005
	6	vs. Richmond*	1968
	6	vs. West Virginia	1949
4.	5	vs. Bowling Green	1985
	5	vs. Western Michigan	1969
	5	vs. Boston University	1960
8.	4	Several Times	
		Last: vs Miami	2015
		at Buffalo	2015

*Tangerine Bowl

Season			
1.	26	1952	
2.	21	1960	
3.	20	2009	
	20	1953	
5.	18	1968	
6.	17	2010	
	17	1970	
	17	1979	
	17	1999	
10.	16	1962	
	16	1951	
	16	1982	



The 2011 team won the Famous Idaho Potato Bowl with a 24-23 victory over Utah State. It was the first Ohio team to win a bowl game. The Bobcats finished the year with a 10-4 record.

Quarterback Sacks

Game			
1.	9	vs. Bowling Green	1996
2.	8	at Akron	2013
	8	vs. Miami	1999
4.	7	at Miami	2016
	7	vs. Ball State	1999
	7	vs. Buffalo	1999
7.	6	vs. Texas State	2016
	6	vs. Buffalo	2016
	6	vs. UCF	2004
	6	vs. UCF	2003
	6	vs. Akron	1998

Season			
1.	44	2016	
2.	38	1996	
3.	36	2013	
4.	34	1997	
5.	32	2003	
6.	31	1999	
7.	28	2017	
8.	27	1995	
9.	26	2007	
	26	2004	

Tackles for Loss

Game			
1.	19	vs. Akron	1998
2.	17	vs. Buffalo	1999
3.	14	vs. Akron	2002
	14	vs. Miami	1999
	14	vs. Kent State	2006
6.	13	vs. Texas State	2016
	13	vs. Southern Mississippi*	2006
	13	vs. Iowa State	2000
	13	vs. Temple	2008
10.	12	vs. UCF	2004
	12	vs. Buffalo	2003
	12	vs. Ball State	1999

*GMAC Bowl

Season			
1.	104	2016	
2.	103	2006	
3.	102	1996	
4.	88	1999	
5.	83	2003	
	83	1997	
	81	2011	
	81	2007	
9.	77	2002	
10.	76	2000	
	76	1998	

Streaks

Longest Unbeaten Streak		
19 (18-0-1)		1928-30
11 (9-0-2)		1939-40

Longest Winning Streak		
12		1928-30
11		1960-61

Longest Winless Streak		
15 (0-15-0)		1992-93
13 (0-9-4)		1909-11

Longest Losing Streak		
15		1992-93
12 (Four Times; Last: 1994-95)		

Longest MAC Unbeaten Streak		
10 (9-0-1)		1952-54
9 (9-0-0)		1967-69

Longest MAC Winning Streak		
9		1967-69
7		1960-61

Longest MAC Winless Streak		
18 (0-18-0)		1985-87
16 (0-14-2)		1989-91

Longest MAC Losing Streak		
18		1985-87
11		1992-93

Consecutive Shutouts		
7		1929-30

Consecutive Games Without Scoring		
11		1909-11

Consecutive Winning Seasons		
19 (122-39-11)		1924-42

Consecutive Winning MAC Seasons		
7 (24-13-2)		1949-55





Steveland Hookfin posted the Bobcats' then-top rushing season with 1,315 yards in 1998. He now ranks second on the career rushing chart

Most Yards

Game

1.	282	Kareem Wilson vs. Bowling Green	1996
2.	275	Dick Conley vs. Marshall	1966
3.	269	Beau Blankenship vs. UMass	2012
4.	264	Kalvin McRae vs. Ball State	2005
5.	257	Arnold Welcher vs. Marshall	1975
6.	252	Tim Worner vs. Toledo	1972
7.	247	Arnold Welcher vs. W. Michigan	1975
8.	224	Kalvin McRae vs. Buffalo	2005
9.	222	Steveland Hookfin vs. N. Illinois	1998
	222	Chris Garrett vs. Miami	2008

Season

1.	1,604	Beau Blankenship	2012
2.	1,434	Kalvin McRae	2007
3.	1,315	Steveland Hookfin	1998
4.	1,252	Kalvin McRae	2006
5.	1,175	Arnold Welcher	1975
6.	1,153	Kalvin McRae	2005
7.	1,125	Steveland Hookfin	1996
8.	1,099	Chad Brinker	2002
9.	1,085	Tim Curtis	1991
10.	1,072	Kareem Wilson	1996

Career

1.	4,398	Kalvin McRae	2004-07
2.	3,972	Steveland Hookfin	1995-98
3.	3,597	Kareem Wilson	1995-98
4.	2,995	Tim Curtis	1990-93
5.	2,976	Beau Blankenship	2011-13
6.	2,826	Chad Brinker	1999-02
7.	2,614	Kevin Babcock	1976-79
8.	2,525	Arnold Welcher	1974-77
9.	2,364	Bob Brooks	1958-60
10.	2,201	Dontrell Jackson	1999-02

Most Carries

Game

1.	43	Beau Blankenship vs. UMass	2012
	43	Bill Gary vs. Kent State	1970
2.	42	Kalvin McRae vs. Bowling Green	2007
	42	Glenn Hunter vs. Miami	1984
4.	42	Arnold Welcher vs. Western Michigan	1975
5.	41	L.C. Lyons vs. Kent State	1974
	41	Bill Gary vs. Bowling Green	1970
	41	Bob Houmard vs. Xavier	1966
8.	38	Tim Worner vs. Toledo	1972
9.	37	Quinn Stumpf vs. Cincinnati	1950
10.	36	Arnold Welcher vs. Wm & Mary	1975

Season

1.	312	Beau Blankenship	2012
2.	294	Kalvin McRae	2007
3.	*275	Kareem Wilson	1996
4.	273	Steveland Hookfin	1998
5.	271	Tim Curtis	1991
6.	265	Bill Gary	1970
7.	258	Kalvin McRae	2006
8.	244	Kareem Wilson	1995
9.	238	John Caldwell	1987
10.	236	Arnold Welcher	1975

Career

1.	903	Kalvin McRae	2004-07
2.	*885	Kareem Wilson	1995-98
3.	767	Steveland Hookfin	1995-98
4.	750	Tim Curtis	1990-93
5.	675	Kevin Babcock	1976-79
6.	609	Beau Blankenship	2011-13
7.	549	Chad Brinker	1999-02
8.	544	Arnold Welcher	1974-77
9.	540	Dontrell Jackson	1999-02
10.	498	Bob Brooks	1958-60

*NCAA record for quarterbacks

Highest Average Per Carry

Game (min. 10 carries)

1.	14.8	Kareem Wilson vs. Bowling Green	1996
2.	14.1	Dontrell Jackson vs. Central Michigan	2000
3.	12.7	Chad Brinker vs. Iowa State	2001
4.	11.3	Ray Huston vs. Central Michigan	2001
5.	11.0	Riz Buckman vs. Eastern Michigan	1997
	11.0	Nathan Rourke at Akron	2017
7.	10.7	Jamel Patterson vs. Akron	2000
	10.7	Arnold Welcher vs. Marshall	1975
9.	10.6	Jamel Patterson vs. Buffalo	1999
10.	10.0	Jamel Patterson vs. Tenn Tech	2000

Season (min. 75 carries)

1.	7.34	Erland Ahlberg	1954
2.	6.97	Tom Ascani	1953
3.	6.86	Riz Buckman	1997
4.	6.65	Phil Bates	2010
5.	6.60	Nathan Rourke	2017
5.	6.46	Jamel Patterson	1999
6.	5.93	David Conley	1966
7.	5.83	Erland Ahlberg	1955
8.	5.80	Jim Albert	1963
9.	5.79	Jamel Patterson	2000

Career (min. 200 carries)

1.	6.73	Erland Ahlberg	1953-55
2.	5.60	Jamel Patterson	1998-01
3.	5.18	Steveland Hookfin	1995-98
4.	5.15	Chad Brinker	1999-02
5.	5.00	Donte Harden	2007-11
6.	4.90	Beau Blankenship	2011-13
7.	4.87	Kalvin McRae	2004-07
8.	4.82	Arnold Welcher	1974-77
9.	4.76	Dave LeVeck	1967-69
10.	4.70	Jim Albert	1961-63

Most Yards Per Game

Season (min. 7 games)

1.	123.4	Beau Blankenship	2012
2.	119.5	Kavlin McRae	2007
	119.5	Steveland Hookfin	1998
4.	118.2	Bill Gary	1970
5.	106.8	Arnold Welcher	1975
6.	104.8	Kalvin McRae	2005
7.	98.6	Tim Curtis	1991
8.	94.0	Arnold Welcher	1976
9.	93.8	Steve Hookfin	1996
10.	93.0	Erland Ahlberg	1954

Career (min. 20 games)

1.	91.6	Kalvin McRae	2004-07
2.	90.3	Steveland Hookfin	1995-98
3.	81.8	Kareem Wilson	1995-98
4.	80.4	Andrew Greer	1988-89
5.	76.3	Beau Blankenship	2011-13
6.	74.4	Chad Brinker	1999-02
7.	69.7	Tim Curtis	1990-93
8.	59.4	Kevin Babcock	1976-79
9.	57.4	Arnold Welcher	1974-77
10.	56.8	Erland Ahlberg	1953-55

Most Touchdowns

Game

1.	4	Beau Blankenship vs. ULM	2012
	4	Chad Brinker vs. Eastern Michigan	2002
	4	Kareem Wilson vs. Bowling Green	1996
	4	Tim Curtis vs. Kent State	1991
	4	Andy Vetter vs. Northern Illinois	1976
	4	Dick Conley vs. Marshall	1966
	4	Jim Albert vs. Western Michigan	1963
8.	3	Several Times Last: Nathan Rourke	2017

Season

1.	21	Nathan Rourke	2017
2.	19	Kalvin McRae	2007
3.	15	Beau Blankenship	2012
	15	Kalvin McRae	2006
5.	14	Kareem Wilson	1996
6.	13	Kareem Wilson	1998
	13	Andy Vetter	1976
8.	12	Bob Houmard	1968
	12	Kareem Wilson	1997
	11	Steveland Hookfin	1998
	11	Andy Vetter	1977
	11	Dave Juenger	1971

Career

1.	49	Kareem Wilson	1995-98
2.	45	Kalvin McRae	2004-07
3.	29	Steveland Hookfin	1995-98
4.	27	Chad Brinker	1999-02
5.	25	Andy Vetter	1974-77
6.	24	Beau Blankenship	2011-13
7.	21	Bob Brooks	1958-60
8.	20	Cleve Bryant	1967-69
9.	19	Jamel Patterson	1998-01
	19	Tim Curtis	1990-93
	19	Bob Houmard	1966-68

Longest Run from Scrimmage

1.	93 (TD)	Glenn Hunter vs. E. Michigan	1983
2.	92 (TD)	Chris Stefan vs. Xavier	1947
3.	88 (TD)	Ed Roberts vs. Western Reserve	1950
	88 (TD)	Erland Ahlberg vs. Toledo	1950
5.	86 (TD)	Bob Brooks vs. Xavier	1959
6.	81 (TD)	Donte Harden vs. Temple	2011
7.	80 (TD)	Jamel Patterson vs. N. Iowa	1999
	80 (TD)	Justin Fitzgerald vs. Ball St.	2005
9.	79 (TD)	Chris Garrett vs. Miami	2008
10.	76 (TD)	Dick Conley vs. Boston College	1966
	76 (TD)	Bob Marchi vs. Buffalo	1950



Freshmen*

1.	893	Kareem Wilson	1995
2.	785	A.J. Ouellette	2014
2.	731	David Houseton	1973
3.	668	Stevland Hookfin	1995
4.	600	Chad Brinker	1999

Sophomores

1.	1,175	Arnold Welcher	1975
2.	1,153	Kalvin McRae	2005
3.	1,125	Stevland Hookfin	1996
4.	1,072	Kareem Wilson	1996
5.	1,064	Bill Gary	1970

Juniors

1.	1,604	Beau Blankenship	2012
2.	1,252	Kalvin McRae	2006
3.	1,085	Tim Curtis	1991
4.	1,034	Arnold Welcher	1976
5.	864	Stevland Hookfin	1997

Seniors

1.	1,434	Kalvin McRae	2007
2.	1,315	Stevland Hookfin	1998
3.	1,099	Chad Brinker	2002
4.	986	Donte' Harden	2011
5.	950	John Caldwell	1987

*Freshman were not eligible for varsity competition until 1972.

Most 100-Yard Games

Season

1.	9	Beau Blankenship	2012
2.	8	Kalvin McRae	2006
	8	Stevland Hookfin	1998
4.	7	Kalvin McRae	2007
	7	Arnold Welcher	1976
6.	6	Stevland Hookfin	1996
	6	Arnold Welcher	1975
	6	L.C. Lyons	1974
	6	Bill Gary	1970
10.	5	Nathan Rourke	2017
	5	Kalvin McRae	2005
	5	Chad Brinker	2002
	5	Kareem Wilson	1995
	5	Tim Curtis	1991
	5	Rich Bevely	1974
	5	Dave Houseton	1973

Career

1.	21	Kalvin McRae	2004-07
2.	19	Stevland Hookfin	1995-98
3.	15	Kareem Wilson	1995-98
	14	Arnold Welcher	1974-77
6.	12	Beau Blankenship	2011-13
7.	10	Chad Brinker	1999-02
	10	Tim Curtis	1990-93
9.	9	A.J. Ouellette	2014-present
10.	8	Robert Brooks	1958-60
	8	Bill Gary	1970-71, 73
	8	Dave Houseton	1973-76
	8	L.C. Lyons	1972-74

Year	Player	Yards	Att.	Avg.	TDs
1950	Quinn Stumpf	609	142	4.3	5
1951	Ed Roberts	564	128	4.4	6
1952	Dick Phillips	345	78	4.4	4
1953	Tom Ascani	537	77	7.0	7
1954	Erland Ahlberg	837	114	7.3	8
1955	Erland Ahlberg	519	89	5.8	4
1956	Records Incomplete				
1957	Records Incomplete				
1958	Records Incomplete				
1959	Records Incomplete				
1960	Robert Brooks	830	165	5.0	8
1961	Otis Wagner	441	86	5.1	3
1962	Jim Albert	375	88	4.3	4
1963	Jim Albert	707	122	5.8	8
1964	Wash Lyons	835	192	4.3	6
1965	Sam Bogan	308	75	4.1	1
1966	Bob Houmard	641	189	3.4	5
1967	Dick Conley	841	226	3.7	9
1968	Dave LeVeck	850	175	4.9	11
1969	Dave LeVeck	464	106	4.4	4
1970	Bill Gary	1,064	265	4.0	11
1971	Dave Juenger	646	211	3.1	11
1972	L.C. Lyons	554	161	3.4	5
1973	Houseton, Dave	731	209	3.5	6
1974	L.C. Lyons	928	231	4.0	7
1975	Arnold Welcher	1,175	236	5.0	7
1976	Arnold Welcher	1,034	213	4.9	4
1977	Kevin Babcock	585	147	4.0	3
1978	Kevin Babcock	861	232	3.7	1
1979	Tony Carifa	700	156	4.5	8
1980	Tony Carifa	853	198	4.3	6
1981	Todd Yoho	500	113	4.4	4
1982	Orvell Johns	451	130	3.5	4
1983	Glenn Hunter	338	92	3.7	2
1984	Glenn Hunter	800	228	3.5	5
1985	Jesse Owens	709	209	3.4	3
1986	Jesse Owens	557	161	3.5	5
1987	John Caldwell	950	238	4.0	2
1988	Andrew Greer	863	193	4.5	8
1989	Andrew Greer	905	192	4.7	7
1990	Ricky Howell	832	192	4.3	5
1991	Tim Curtis	1,085	271	4.0	10
1992	Tim Curtis	825	213	3.9	4
1993	Tim Curtis	829	217	3.8	3
1994	Lakarlous Townsend	676	199	3.4	1
1995	Kareem Wilson	893	244	3.7	10
1996	Stevland Hookfin	1,125	195	5.8	9
1997	Stevland Hookfin	864	159	5.4	9
1998	Stevland Hookfin	1,315	273	4.8	11
1999	Chad Brinker	600	121	5.0	5
2000	Dontrell Jackson	864	155	5.6	2
2001	Jamel Patterson	638	117	5.5	5
2002	Chad Brinker	1,099	228	4.8	10
2003	Fred Ray	382	77	5.0	8
2004	Kalvin McRae	559	142	3.9	4
2005	Kalvin McRae	1,153	209	5.5	7
2006	Kalvin McRae	1,252	258	4.9	15
2007	Kalvin McRae	1,434	294	4.9	19
2008	Chris Garrett	554	117	4.5	5
2009	Chris Garrett	621	147	4.2	2
2010	Vince Davidson	580	138	4.0	6
2011	Donte' Harden	986	187	5.3	2
2012	Beau Blankenship	1,604	312	5.1	15
2013	Beau Blankenship	934	204	4.5	5
2014	A.J. Ouellette	785	160	4.9	7
2015	A.J. Ouellette	687	151	4.5	6
2016	Dorian Brown	825	158	5.2	4
2017	A.J. Ouellette	980	184	5.3	7





BEAU BLANKENSHIP

Year	Yds.	Att.	TDs	Yds./Att.	Yds/G
2012	1,604	312	15	5.1	123.4



CHAD BRINKER

Year	Yds.	Att.	TDs	Yds./Att.	Yds/G
2002	1,099	228	10	4.8	91.6



TIM CURTIS

Year	Yds.	Att.	TDs	Yds./Att.	Yds/G
1991	1,085	271	10	4.0	98.6




BILL GARY

Year	Yds.	Att.	TDs	Yds./Att.	Yds/G
1970	1,064	265	11	4.0	118.2



STEVELAND HOOKFIN

Year	Yds.	Att.	TDs	Yds./Att.	Yds/G
1996	1,125	195	9	5.8	93.8
1998	1,315	273	9	4.8	119.5



KALVIN McRAE

Year	Yds.	Att.	TDs	Yds./Att.	Yds/G
2005	1,153	209	7	5.5	104.8
2006	1,252	258	15	4.9	89.4
2007	1,434	294	19	4.9	119.5



ARNOLD WELCHER

Year	Yds.	Att.	TDs	Yds./Att.	Yds/G
1975	1,175	236	7	5.0	106.8
1976	1,034	213	4	4.9	



KAREEM WILSON


Year	Yds.	Att.	TDs	Yds./Att.	Yds/G
1996	1,072	*275	14	3.9	89.3

*NCAA record for quarterbacks

Inside the Numbers

- Bill Gary was the first Bobcat to reach the 1,000-yard mark in a season with 1,064 in 1970.
- Kalvin McRae and Arnold Welcher are the only Bobcats to rush for 1,000 yards in consecutive seasons. Welcher, McRae and Steveland Hookfin are the only Ohio players with multiple 1,000-yard seasons.
- Five of the 11 1,000-yard seasons in school history have been produced by sophomores. Kalvin McRae was the last second-year Bobcat to reach the millennium mark with 1,153 in 2005. No freshman has ever run for 1,000 yards since they became eligible for varsity competition in 1972.
- Bill Gary and Kareem Wilson are the only Bobcats to have rushed for 1,000 yards in a season and not earned at least second-team All-MAC honors.
- Kareem Wilson and Steveland Hookfin are the only two players in school history to rush for 1,000 yards in the same season (1996).
- Bill Gary and Kalvin McRae are the only two Bobcats to reach the 1,000-yard mark in less than 10 games. Both Gary and McRae (2005) cracked the milestone in the ninth game of their respective seasons.
- Single-Season Rushing Record Progression (since 1950): Quinn Stumpf (609, 1950), Erland Ahlberg (837, 1954), Dick Conley (841, 1967), Dave LeVeck (850, 1968), Bill Gary (1970, 1,064), Arnold Welcher (1975, 1,175), Steveland Hookfin (1,315, 1998), Kalvin McRae (1,434, 2007).





Tyler Tettleton (left) graduated from Ohio as the season (3,302) and career (9,125) leader in passing yards for the Bobcats.. Dontrell Jackson (right) is one of two Bobcats (Kareem Wilson) to total 2,000 yards rushing (2,201) and 2,000 yards passing (2,452) during their career.

Most Completions

Game

1.	35	Bruce Porter vs. C. Michigan	1986
2.	32	Derrius Vick at Buffalo	2015
	32	Donny Harrison vs. Bowling Green	1983
4.	31	Tyler Tettleton at Penn State	2012
	31	Dennis Swearingen vs. Ball St.	1985
6.	30	Theo Scott vs. Tennessee	2009
	30	Bruce Porter vs. Kent St.	1986
	30	Dennis Swearingen vs. Bowling Green	1985
9.	29	Donny Harrison vs. Kent St.	1983
10.	28	Tyler Tettleton vs. Kent St.	2011
	28	Andy Vetter vs. Kent St.	1977

Season

1.	267	Tyler Tettleton	2011
2.	230	Tyler Tettleton	2013
3.	228	Tyler Tettleton	2012
4.	216	Bruce Porter	1986
5.	203	Donny Harrison	1983
6.	199	Theo Scott	2009
7.	195	Dennis Swearingen	1985
8.	185	Boo Jackson	2008
9.	175	Sammy Shon	1981
10.	161	Greg Windham	2016

Career

1.	734	Tyler Tettleton	2009-13
2.	452	Sammy Shon	1978-81
3.	408	Anthony Thornton	1987-90
4.	351	Boo Jackson	2008-10
5.	334	Donny Harrison	1979-83
6.	330	Dennis Swearingen	1982-85
7.	305	Austen Everson	2003-06
8.	291	Theo Scott	2007-09
9.	231	Bruce Porter	1985-87
10.	226	Cleve Bryant	1967-69

Most Touchdowns

Game

1.	5	Boo Jackson vs. Akron	2008
2.	4	Greg Windham vs. Texas St.	2016
	4	Tyler Tettleton at EMU	2013
	4	Derrius Vick vs. Norfolk State	2012
	4	Cleve Bryant vs. Richmond*	1968

Season

1.	28	Tyler Tettleton	2011
2.	21	Tyler Tettleton	2013
	20	Theo Scott	2009
4.	19	Boo Jackson	2008
5.	18	Tyler Tettleton	2012
	18	Boo Jackson	2010
7.	15	Nathan Rourke	2017
8.	14	Sammy Shon	1981
	14	Cleve Bryant	1968
	14	Greg Windham	2016

Career

1.	67	Tyler Tettleton	2009-13
2.	38	Boo Jackson	2008-2010
3.	29	Cleve Bryant	1967-69
4.	26	Theo Scott	2007-2009
5.	24	Sammy Shon	1978-81
6.	21	Bill Frederick	1951-54
7.	20	Rich Bevely	1972-74
8.	19	Andy Vetter	1974-77
9.	18	Austen Everson	2003-06
	18	Donny Harrison	1979-83

Most Yards

Game

1.	409	Donny Harrison vs. Kent St.	1983
2.	394	Andy Vetter vs. Kent St.	1977
3.	393	Greg Windham vs. Texas St.	2016
4.	380	Donny Harrison vs. Bowling Green	1983
5.	375	Tyler Tettleton at EMU	2013
6.	365	Boo Jackson vs. CMU	2008
7.	355	Dennis Swearingen vs. Ball St.	1985
8.	343	Sammy Shon vs. E. Michigan	1980
9.	341	Tyler Tettleton at Rutgers	2011
10.	331	Tyler Tettleton vs ULM	2012

Season

1.	3,302	Tyler Tettleton	2011
2.	2,851	Tyler Tettleton	2013
3.	2,844	Tyler Tettleton	2012
4.	2,369	Theo Scott	2009
5.	2,366	Sammy Shon	1981
6.	2,355	Boo Jackson	2008
7.	2,309	Donny Harrison	1983
8.	2,281	Bruce Porter	1986
9.	2,056	Dennis Swearingen	1985
10.	2,018	Nathan Rourke	2017

Career

1.	9,125	Tyler Tettleton	2009-13
2.	5,412	Sammy Shon	1978-81
3.	5,199	Anthony Thornton	1987-90
4.	4,446	Boo Jackson	2008-2010
5.	3,856	Donny Harrison	1979-83
6.	3,586	Austen Everson	2003-06
7.	3,475	Dennis Swearingen	1982-85
8.	3,414	Cleve Bryant	1967-69
9.	3,359	Theo Scott	2007-2009
10.	2,873	Rich Bevely	1972-74

Most Attempts

Game

1.	64	Donny Harrison vs. Bowling Green	1983
2.	58	Dennis Swearingen vs. Ball St.	1985
3.	57	Bruce Porter vs. W. Michigan	1986
4.	56	JD Sprague vs. Bowling Green	2014
5.	54	Bruce Porter vs. C. Michigan	1986
6.	52	Theo Scott vs. Tennessee	2009
7.	51	Derrius Vick at Buffalo	2015
8.	50	Dennis Swearingen vs. Bowling Green	1985
9.	46	Greg Windham vs. Texas St.	2016
	46	Greg Windham vs. Tennessee	2016

Season

1.	415	Tyler Tettleton	2011
2.	383	Bruce Porter	1986
	383	Dennis Swearingen	1985
4.	371	Tyler Tettleton	2013
5.	367	Tyler Tettleton	2012
6.	357	Donny Harrison	1983
7.	344	Theo Scott	2009
8.	320	Sammy Shon	1981
9.	306	Boo Jackson	2008
10.	297	Greg Windham	2016

Career

1.	1,176	Tyler Tettleton	2009-13
2.	889	Anthony Thornton	1987-90
3.	805	Sammy Shon	1978-81
4.	608	Austen Everson	2003-06
5.	603	Dennis Swearingen	1982-85
6.	591	Donny Harrison	1979-83
7.	581	Boo Jackson	2008-10
8.	507	Cleve Bryant	1967-69
9.	497	Theo Scott	2007-2009
10.	452	Rich Bevely	1972-74



Completion Percentage**Game (min. 10 attempts)**

1. .867 (10-13)	Tyler Tettleton vs. Austin Peay	2013
2. .833 (10-12)	Ryan Hawk vs. Kent State	2003
3. .818 (9-11)	Dontrell Jackson vs. Akron	2001
.818 (9-11)	Dontrell Jackson vs. Kent State	2000
5. .810 (17-21)	Theo Scott vs. Temple	2009
6. .786 (22-28)	Theo Scott vs. Buffalo	2009
7. .769 (10-13)	Dontrell Jackson vs. Tennessee Tech	2000
8. .767 (22-30)	Tyler Tettleton at Eastern Michigan	2013
9. .750 (18-24)	Derrius Vick at Kent State	2014
.750 (15-20)	Boo Jackson vs. Miami	2008

Season (min. 75 attempts)

1. .643 (267-415)	Tyler Tettleton	2011
2. .637 (158-248)	Derrius Vick	2015
3. .632 (117-185)	Dennis Swearingen	1984
4. .621 (228-367)	Tyler Tettleton	2012
5. .620 (230-371)	Tyler Tettleton	2013
6. .608 (149-245)	Boo Jackson	2010
7. .605 (133-220)	Sammy Shon	1979
.605 (185-306)	Boo Jackson	2008
8. .592 (135-228)	Anthony Thornton	1990
9. .588 (94-160)	Derrius Vick	2014

Career (min. 200 attempts)

1. .624 (734-1,176)	Tyler Tettleton	2009-2013
2. .604 (292-483)	Derrius Vick	2011-2015
3. .586 (291-497)	Theo Scott	2007-2009
4. .565 (334-591)	Donny Harrison	1979-83
5. .561 (452-805)	Sammy Shon	1978-81
6. .556 (351-631)	Boo Jackson	2009-2012
7. .554 (195-352)	Andy Vetter	1974-77
8. .553 (168-304)	Brad Bower	2006-07
9. .549 (231-421)	Bruce Porter	1985-87
10. .547 (330-603)	Dennis Swearingen	1982-85

Most Yards Per Game**Season (min. 5 games)**

1. 237.0	Tyler Tettleton	2012
2. 235.9	Tyler Tettleton	2011
3. 228.1	Bruce Porter	1986
4. 219.3	Tyler Tettleton	2013
5. 215.1	Sammy Shon	1981
6. 209.9	Donny Harrison	1983
7. 196.2	Boo Jackson	2008
8. 186.9	Dennis Swearingen	1985
9. 180.7	Derrius Vick	2015
10. 173.7	Theo Scott	2009

Career (min. 20 games)

1. 186.2	Tyler Tettleton	2009-2013
2. 164.7	Boo Jackson	2008-10
3. 129.9	Theo Scott	2007-09
4. 123.8	Anthony Thornton	1987-90
5. 123.0	Sammy Shon	1978-81
6. 116.0	Derrius Vick	2011-2015
7. 113.8	Cleve Bryant	1967-69
8. 106.8	Ryan Hawk	2003-04
9. 99.6	Brad Bower	2006-07
10. 94.4	Austen Everson	2003-06

Most Interceptions Thrown**Game**

1. 6	Steve Skiver vs. Penn State	1970
2. 5	Jeff Baker vs. Vanderbilt	1989
3. 4	16 Times	
	Last: Derrius Vick vs Buffalo	2015

Season

1. 26	Dennis Swearingen	1985
2. 22	Steve Skiver	1970
3. 17	Boo Jackson	2010
17	Sammy Shon	1981
5. 16	Donny Harrison	1983
6. 15	Anthony Thornton	1988
15	Cleve Bryant	1967
8. 14	Bruce Porter	1986
14	Sammy Shon	1980
10. 13	Anthony Thornton	1989
13	Andy Vetter	1977

Career

1. 46	Sammy Shon	1978-81
2. 40	Anthony Thornton	1987-90
3. 38	Dennis Swearingen	1982-85
4. 29	Steve Skiver	1968-70
29	Boo Jackson	2008-10
6. 28	Tyler Tettleton	2009-13
7. 27	Cleve Bryant	1967-69
8. 26	Donny Harrison	1979-83
9. 25	Austen Everson	2003-06
25	Bill Frederick	1951-54

Most Yards Per Attempt**Game (min. 5 attempts)**

1. 22.3	Kareem Wilson vs. W. Michigan	1996
2. 15.4	Theo Scott vs. Temple	2009
3. 15.0	Tyler Tettleton vs. ULM	2012
4. 14.7	Fred Ray vs. E. Michigan	2002
5. 14.5	Dontrell Jackson vs. W. Michigan	2000
6. 14.2	Tyler Tettleton vs. APSU	2013
7. 14.0	Ryan Hawk vs. Kent St.	2003
14.0	Dontrell Jackson vs. Miami	1999
9. 12.8	Fred Ray vs. Buffalo	2003
12.8	Kareem Wilson vs. Buffalo	1997

Season (min. 75 attempts)

1. 8.9	Bob Babbitt	1962
2. 7.9	Tyler Tettleton	2011
3. 7.7	Tyler Tettleton	2013
7.7	Tyler Tettleton	2012
7.7	Boo Jackson	2010
7.7	Boo Jackson	2008
7.7	Ryan Hawk	2003
7.7	Andy Vetter	1977
9. 7.6	Bob Babbitt	1961
7.6	Cleve Bryant	1968

Career (min. 200 attempts)

1. 7.8	Tyler Tettleton	2009-13
2. 7.7	Boo Jackson	2008-2010
3. 7.2	Brad Bower	2006-07
7.2	Andy Vetter	1974-77
5. 6.9	Bill Frederick	1951-54
6. 6.8	Theo Scott	2007-2009
7. 6.7	Sammy Shon	1978-81
6.7	Cleve Bryant	1967-69
9. 6.6	Dontrell Jackson	1999-02
10. 6.5	Ryan Hawk	2003-04
6.5	Fred Ray	2000-03

Most Yards Per Completion**Game (min. 3 completions)**

1. 40.7	Kareem Wilson vs. E. Michigan	1998
2. 34.7	Austen Everson vs. Kentucky	2004
3. 30.2	Kareem Wilson vs. Kansas St.	1997
4. 29.5	Austen Everson vs. UCF	2003
5. 29.0	Dontrell Jackson vs. W. Michigan	2000
6. 26.8	Kareem Wilson vs. W. Michigan	1996
7. 25.5	Bob Babbitt vs. Iowa St.	1962
8. 25.0	Kareem Wilson vs. Kent St.	1995
9. 24.1	Cleve Bryant vs. Kansas	1967
10. 24.0	Sam Vink vs. Bowling Green	1994

Season (min. 50 completions)

1. 17.7	Bob Babbitt	1962
2. 17.0	Cleve Bryant	1967
3. 16.3	Dontrell Jackson	2000
4. 16.2	Rich Bevly	1973
5. 15.6	Cleve Bryant	1968
6. 15.4	Rich Bevly	1972
7. 15.9	Austen Everson	2006
8. 14.8	Anthony Thornton	1988
9. 14.3	Dontrell Jackson	1999
10. 14.2	JD Sprague	2015

Career (min. 100 completions)

1. 16.7	Kareem Wilson	1995-98
2. 15.5	Bill Frederick	1951-54
3. 15.2	Rich Bevly	1972-74
4. 15.1	Cleve Bryant	1967-69
5. 14.0	Steve Skiver	1968-70
6. 13.9	Dontrell Jackson	1999-02
7. 13.0	Wes Danyo	1963-65
13.0	Andy Vetter	1974-77
13.0	Brad Bower	2006-07
10. 12.7	Anthony Thornton	1987-90
12.7	Boo Jackson	2008-10

Highest Passing Efficiency**Season (min. 75 attempts)**

1. 148.6	Tyler Tettleton	2011
2. 141.2	Tyler Tettleton	2012
3. 139.4	Bob Babbitt	1962
4. 138.8	Tyler Tettleton	2013
5. 137.8	Boo Jackson	2008
6. 136.6	JD Sprague	2015
7. 133.5	Derrius Vick	2015
8. 136.2	Boo Jackson	2010
9. 131.8	Quinton Maxwell	2016
10. 131.1	Cleve Bryant	1968

Career (min. 200 attempts)

1. 141.6	Tyler Tettleton	2009-13
2. 136.2	Boo Jackson	2008-10
3. 134.0	Derrius Vick	2011-2015
4. 126.1	Theo Scott	2007-09
5. 119.9	Andy Vetter	1974-77
6. 117.7	Brad Bower	2006-07
7. 114.5	Fred Ray	2000-03
8. 113.7	Ryan Hawk	2003-04
9. 112.6	Donny Harrison	1979-83
10. 111.0	Sammy Shon	1978-81



Passing Leaders by Class

Freshmen*

1.	949	Anthony Thornton	1987
2.	745	Dontrell Jackson	1999
3.	657	Kareem Wilson	1995
4.	491	Austen Everson	2003
5.	208	Dennis Swearingen	1982

Sophomores

1.	3,302	Tyler Tettleton	2011
2.	2,018	Nathan Rourke	2017
3.	1,336	Sammy Shon	1979
3.	1,162	Anthony Thornton	1988
4.	1,157	Cleve Bryant	1967

Juniors

1.	2,844	Tyler Tettleton	2012
2.	2,355	Boo Jackson	2008
3.	1,855	Tom Dubs	1991
4.	1,527	Sammy Shon	1980
5.	1,524	Cleve Bryant	1968

Seniors

1.	2,851	Tyler Tettleton	2013
1.	2,366	Sammy Shon	1981
2.	2,309	Donny Harrison	1983
3.	2,281	Bruce Porter	1986
4.	2,258	Theo Scott	2009

*Freshman were not eligible for varsity competition until 1972.


Longest Passing Play

1.	98 (TD)	Tom Dubs to Richard Hill vs. Kent State	1991
2.	89 (TD)	Austen Everson to Scott Mayle vs. Kentucky	2004
3.	83 (TD)	Austen Everson to Anthony Hackett vs. Miami	2003
4.	80 (TD)	Derrius Vick to Donte Foster vs. East Carolina	2013
	80 (TD)	Tyler Tettleton to Chase Cochran at EMU	2013
	80 (TD)	Ryan Hawk to Scott Mayle vs. Iowa State	2003
	80 (TD)	Ryan Hawk to Scott Mayle vs. Buffalo	2003
7.	79 (TD)	Tyler Tettleton to Donte Foster vs. EMU	2012
8.	78 (TD)	Tyler Tettleton to LaVon Brazill vs. Akron	2011
9.	77 (TD)	Boo Jackson to Chris Garrett vs. Central Michigan	2008
10.	76	Cleve Bryant to Todd Snyder vs. Miami	1967

Annual Leaders

Year	Player	Yards	Comp.	Att.	Pct.	TD	INT	Effic.
1950	Tom Anderson	633	42	111	47.8	6	12	82.0
1951	Larry Lawrence	407	33	95	34.7	2	8	60.8
1952	Bill Frederick	845	49	115	42.6	8	11	108.2
1953	Bill Frederick	627	45	89	50.6	8	11	114.7
1954	Bill Frederick	404	27	68	39.7	5	2	108.0
1955	Don McBride	499	42	76	55.3	1	4	104.2
1956	Records Incomplete							
1957	Records Incomplete							
1958	Records Incomplete							
1959	Records Incomplete							
1960	Dave Wagner	554	28	55	50.9	4	1	155.9
1961	Bob Babbitt	573	41	75	54.7	3	1	129.4
1962	Bob Babbitt	1,010	57	113	50.4	9	7	139.4
1963	Wes Danyo	635	42	108	38.9	2	8	79.6
1964	Larry Bainter	443	30	79	38.0	2	3	85.8
1965	Sam Fornasaglio	305	26	51	51.0	3	3	108.9
1966	Ron Delucca	655	44	111	39.6	6	6	96.2
1967	Cleve Bryant	1,157	68	180	37.8	8	15	89.8
1968	Cleve Bryant	1,524	98	200	49.0	14	5	131.1
1969	Steve Skiver	749	47	109	43.1	2	7	94.1
1970	Steve Skiver	1,417	107	229	46.7	8	22	91.0
1971	Dave Juenger	922	80	163	49.1	8	6	105.4
1972	Rich Bevely	865	56	132	42.4	9	10	104.8
1973	Rich Bevely	1,007	62	147	42.2	6	7	103.7
1974	Rich Bevely	1,001	71	173	41.0	5	6	92.2
1975	Rick Lilienthal	1,045	87	198	43.9	4	9	85.8
1976	Andy Vetter	877	71	135	52.6	7	10	109.5
1977	Andy Vetter	1,548	116	202	57.4	10	13	125.3
1978	Mike Scimea	483	40	93	43.0	2	9	74.4
1979	Sammy Shon	1,336	133	220	60.5	4	11	107.5
1980	Sammy Shon	1,527	131	235	55.7	5	14	105.4
1981	Sammy Shon	2,366	175	320	54.7	14	17	120.6
1982	Donny Harrison	1,308	114	198	57.6	7	8	116.7
1983	Donny Harrison	2,309	203	357	56.9	10	16	111.5
1984	Dennis Swearingen	1,211	117	185	63.2	4	9	115.6
1985	Dennis Swearingen	2,056	195	383	50.9	13	26	93.6
1986	Bruce Porter	2,281	216	383	56.4	13	14	110.3
1987	Anthony Thornton	949	75	180	41.7	1	3	84.5
1988	Anthony Thornton	1,162	78	187	41.7	4	15	84.9
1989	Anthony Thornton	1,502	120	234	51.3	6	13	102.6
1990	Anthony Thornton	1,586	135	228	59.2	6	9	118.4
1991	Tom Dubs	1,855	144	264	54.5	6	10	113.5
1992	Tom Dubs	712	57	139	41.0	5	4	90.1
1993	D.R. Robinson	844	81	148	54.7	3	6	101.2
1994	Sam Vink	944	90	195	46.2	4	11	82.3
1995	Kareem Wilson	657	48	130	36.9	3	6	77.8
1996	Kareem Wilson	567	38	90	44.2	7	2	116.4
1997	Kareem Wilson	369	14	54	25.9	3	2	94.3
1998	Kareem Wilson	512	26	71	36.6	4	6	98.9
1999	Dontrell Jackson	745	52	113	46.0	6	3	113.6
2000	Dontrell Jackson	881	54	119	45.4	8	8	116.3
2001	Dontrell Jackson	559	44	83	53.0	2	3	110.3
2002	Fred Ray	712	56	100	56.0	5	2	128.3
2003	Ryan Hawk	765	49	100	49.0	4	3	120.5
2004	Ryan Hawk	1,585	137	262	52.3	10	6	111.1
2005	Austen Everson	1,151	105	220	47.7	4	11	87.7
2006	Austen Everson	1,356	253	337	54.2	7	8	102.0
2007	Brad Bower	1,766	127	345	54.7	11	10	125.7
2008	Boo Jackson	2,355	185	306	60.5	19	12	137.8
2009	Theo Scott	2,369	199	344	57.8	20	11	128.5
2010	Boo Jackson	1,897	149	245	60.8	18	17	136.2
2011	Tyler Tettleton	3,302	267	415	64.3	28	10	148.6
2012	Tyler Tettleton	2,844	228	367	62.1	18	4	141.2
2013	Tyler Tettleton	2,851	230	371	62.0	21	12	138.8
2014	JD Sprague	1,236	98	202	48.5	3	5	99.9
2015	Derrius Vick	1,807	158	248	63.7	10	6	133.4
2016	Greg Windham	1,895	161	297	54.2	14	8	118.0
2017	Nathan Rourke	2,018	149	274	54.4	15	7	129.2





Donte' Foster concluded his career by catching 69 passes for 1,018 yards and seven touchdowns. He is just the second player in school history to surpass 1,000 yards receiving in one year.

Most Receptions

Game

1.	14	Taylor Price vs. Wyoming	2008
2.	12	Chris Jackson vs. Miami	2004
	12	Cyle Feldman vs. C. Michigan	1986
	12	Bobby Cameron vs. Kent St.	1986
	12	Todd Snyder vs. Minnesota	1969
6.	11	Donte' Foster at EMU	2013
	11	Donte' Foster vs. Kent State	2012
	11	Tom Compennolle vs. N. Illinois	1986
	11	Eddie Washington vs. Bowling Green	1983
	11	Dave Juenger vs. W. Michigan	1970
	11	Todd Snyder vs. Richmond	1968
	11	Todd Snyder vs. Dayton	1968

Season

1.	74	LaVon Brazill	2011
2.	69	Donte' Foster	2013
3.	68	Eddie Washington	1983
4.	65	Sebastian Smith	2015
5.	62	Todd Snyder	1969
6.	61	Tom Compennolle	1986
7.	59	Donte' Foster	2012
8.	56	Taylor Price	2009
9.	55	Sebastian Smith	2016
10.	53	LaVon Brazill	2009

Career

1.	189	LaVon Brazill	2007-11
2.	167	Donte' Foster	2010-13
3.	163	Sebastian Smith	2012-16
4.	145	Taylor Price	2006-09
5.	144	Tom Compennolle	1983-86
6.	140	Todd Snyder	1967-69
7.	127	Eddie Washington	1980-83
8.	107	Scott Mayle	2002-06
9.	105	Mark Geisler	1976-79
10.	103	Bob Allen	1969-71

Most Yards Gained

Game

1.	214	Todd Snyder vs. Richmond	1968
2.	203	Todd Snyder vs. Dayton	1968
3.	176	Tom Compennolle vs. N. Illinois	1986
4.	175	Chris Jenkins vs. W. Michigan	1993
5.	169	Jim Albert vs. Iowa State	1962
6.	165	LaVon Brazill vs. Temple	2011
	165	Dave Juenger vs. W. Michigan	1970
8.	164	Donte' Foster vs. E. Michigan	2012
	164	Todd Snyder vs. Kansas	1967
10.	162	Chase Cochran vs. ULM	2012

Season

1.	1,146	LaVon Brazill	2011
2.	1,018	Donte' Foster	2013
3.	900	Sebastian Smith	2016
4.	866	Eddie Washington	1983
5.	863	Richard Hill	1991
6.	835	Todd Snyder	1969
7.	784	Taylor Price	2009
8.	777	Todd Snyder	1968
	777	Sebastian Smith	2015
10.	702	LaVon Brazill	2009

Career

1.	2,511	LaVon Brazill	2007-11
2.	2,241	Todd Snyder	1967-69
3.	2,180	Donte' Foster	2010-13
4.	2,137	Sebastian Smith	2011-16
5.	2,019	Taylor Price	2006-09
6.	1,847	Scott Mayle	2002-06
7.	1,761	Eddie Washington	1980-83
8.	1,620	Tom Compennolle	1983-86
9.	1,509	Chase Cochran	2011-14
10.	1,459	Bob Allen	1969-71

Most Receptions Per Game

Season (min. 5 games)

1.	6.20	Todd Snyder	1969
2.	6.18	Eddie Washington	1983
3.	6.10	Tom Compennolle	1986
4.	5.33	Bob Allen	1970
5.	5.31	Donte' Foster	2013
6.	5.28	LaVon Brazill	2011
7.	5.11	Dave Juenger	1970
8.	4.90	Donte' Foster	2012
9.	4.60	Todd Snyder	1968
10.	4.60	Sebastian Smith	2015

Career (min. 20 games)

1.	4.67	Todd Snyder	1967-69
2.	3.85	LaVon Brazill	2007-11
3.	3.55	Bob Allen	1969-71
4.	3.35	Tom Compennolle	1983-86
5.	3.28	Sebastian Smith	2011-16
6.	3.27	Donte' Foster	2010-13
7.	3.22	LaVon Brazill	2007-11
8.	2.89	Eddie Washington	1980-83
9.	2.87	Taylor Price	2006-09
10.	2.75	Mike Green	1973-75

Most Touchdowns

Game

1.	3	Donte' Foster vs. Miami	2013
3		Taylor Price vs. Akron	2008
3		Dave Juenger vs. Toledo	1972
3		Todd Snyder vs. Minnesota	1969
3		Todd Snyder vs. Richmond	1968
5.	2	Several Times	
		Last: Mason Morgan# vs. Kent St.	2017

Season

1.	11	LaVon Brazill	2011
2.	9	Terrence McCrae	2010
	9	Terrence McCrae	2009
	9	Andrew Mooney#	2007
5.	8	Donte' Foster	2012
	8	Todd Snyder	1969
7.	7	Bob Houmard	1968
	7	Lou Sawchik	1953
	7	Donte' Foster	2013
	7	Sebastian Smith	2015
10.	6	LaVon Brazill	2009

Career

1.	21	Donte' Foster	2010-13
2.	19	Terrence McCrae	2007-10
3.	18	LaVon Brazill	2007-11
4.	15	Todd Snyder	1967-69
5.	14	Taylor Price	2006-09
6.	13	Sebastian Smith	2011-16
7.	12	Andrew Mooney#	2007-08
	12	Tom Compennolle	1983-86
9.	11	Scott Mayle	2002-06
	11	Lou Sawchik	1951-53

Tight End

Most Yards Per Catch

Season (min. 10 catches)

1.	21.71	Jim Albert	1962
2.	21.58	John Summers	1977
3.	21.18	Raynald Ray	1999
4.	21.10	Chase Cochran	2014
5.	20.60	Scott Mayle	2003
6.	20.53	Raynald Ray	2000
7.	20.27	Wally Duemer	1951
8.	19.89	Cleveland Moutry	1972
9.	19.66	Todd Snyder	1967
10.	19.32	Mike Green	1973

Career (min. 25 catches)

1.	21.95	Raynald Ray	1997-00
2.	19.45	Cleveland Moutry	1972
3.	18.86	Chase Cochran	2011-14
4.	18.67	Ken Smith	1960-62
5.	17.59	Byron Cross	1987-90
6.	17.46	Jay Maupin	1965-67
7.	17.26	Scott Mayle	2002-06
8.	17.11	Richard Hill	1990-91
9.	16.66	Lou Sawchik	1952-53
10.	16.59	Jim Albert	1961-63



Receiving Leaders by Class - Receptions

Freshmen*

1.	25	Scott Mayle	2003
2.	22	Riley Dunlop	2008
3.	21	A.J. Ouellette	2014
4.	19	Robert Henton	1981

Sophomores

1.	46	Dave Juenger	1970
2.	42	Mark Geisler	1977
3.	39	Chris Jackson	2004
4.	36	Tom Compernelle	1984
5.	33	Scott Mayle	2004

Juniors

1.	65	Sebastian Smith	2015
2.	59	Donte' Foster	2012
3.	53	LaVon Brazill	2009
4.	51	Taylor Price	2008
5.	50	Bobby Cameron	1986

Seniors

1.	74	LaVon Brazill	2011
2.	68	Eddie Washington	1983
3.	63	Donte' Foster	2013
4.	62	Todd Snyder	1969
5.	61	Tom Compernelle	1986

Receiving Leaders by Class - Yards

Freshmen*

1.	515	Scott Mayle	2003
2.	325	Robert Henton	1981
3.	323	Papi White	2015
4.	278	Riley Dunlop	2008
5.	186	Pat Welsh	1984

Sophomores

1.	629	Todd Snyder	1967
2.	583	Scott Mayle	2004
3.	540	Dave Juenger	1970
4.	489	Mark Geisler	1977
5.	459	Tom Compernelle	1984

Juniors

1.	777	Todd Snyder	1968
	777	Sebastain Smith	2015
2.	702	LaVon Brazill	2009
3.	699	Robert Allen	1970
4.	694	Taylor Price	2008

Seniors

1.	1,146	LaVon Brazill	2011
2.	1,018	Donte' Foster	2013
3.	872	Sebastian Smith	2016
4.	866	Eddie Washington	1983
5.	863	Richard Hill	1991

Annual Leaders (sorted by receptions)

Year	Player	Rec.	Yards	Avg.	TDs
1950	Nick Fogoros	16	177	11.1	1
1951	Gene Nuxhall	21	236	11.2	0
1952	Lou Sawchik	27	472	17.5	4
1953	Lou Sawchik	32	511	16.0	7
1954	Dave Lundberg	8	90	11.2	1
1955	James Krager	16	235	14.7	0
1956	Records Incomplete				
1957	Records Incomplete				
1958	Records Incomplete				
1959	Records Incomplete				
1960	Bob Harrison	11	153	13.9	1
1961	John Trevis	16	258	16.1	3
1962	Ron Curtis	17	286	16.8	5
1963	Jim Albert	13	186	14.3	2
1964	Jim Dorna	15	162	10.8	1
1965	Glenn Hill	14	201	14.4	0
1966	Jay Maupin	26	447	17.2	3
1967	Todd Snyder	32	629	19.7	4
1968	Todd Snyder	46	777	16.9	3
1969	Todd Snyder	62	835	13.5	8
1970	Bob Allen	48	699	14.6	4
1971	Bob Allen	37	485	13.1	5
1972	Dave Juenger	32	508	15.9	6
1973	Mike Green	22	425	19.3	3
1974	Rick Lilienthal	22	315	14.3	1
1975	Mike Green	50	642	12.8	3
1976	John Barrington	20	211	10.6	2
1977	Nigel Turpin	46	624	13.6	2
1978	Mark Geisler	25	244	9.8	1
1979	Tony Carifa	45	380	8.4	1
1980	Tony Carifa	46	427	9.3	1
1981	Shawn Silcott	39	573	14.7	2
1982	Eddie Washington	37	524	14.2	2
1983	Eddie Washington	68	866	12.7	5
1984	Tom Compernelle	36	459	12.8	2
1985	Tom Compernelle	46	524	11.4	6
1986	Tom Compernelle	61	626	10.3	4
1987	Cyle Feldman	21	302	14.4	0
1988	Byron Cross	20	342	17.1	2
1989	Jim Swanson	37	503	13.6	1
1990	Gerald Harris	33	497	15.1	2
1991	Richard Hill	49	863	17.6	3
1992	Chris Jenkins	38	550	14.5	5
1993	Courtney Burton	31	366	11.8	3
1994	Dewight Pickens	27	236	8.7	2
1995	Shawn Smith	8	192	24.0	1
1996	Damion Maxwell	17	184	10.8	2
1997	Damion Maxwell	7	180	25.7	1
1998	Damion Maxwell	14	194	13.9	1
1999	Raynald Ray	22	466	21.2	4
2000	Raynald Ray	15	308	20.5	3
2001	Joe Mohler	21	269	12.8	2
2002	Stafford Owens	17	259	15.2	2
2003	Anthony Hackett	26	452	17.4	2
2004	Chris Jackson	39	390	10.0	0
2005	Scott Mayle	21	338	16.1	3
2006	Kalvin McRae	29	280	9.7	1
2007	Andrew Mooney	34	498	14.6	9
2008	Taylor Price	51	694	13.6	5
2009	Taylor Price	56	784	14.0	5
2010	Terrence McCrae	35	505	14.4	9
2011	LaVon Brazill	74	1,146	15.5	10
2012	Donte' Foster	59	659	11.2	8
2013	Donte' Foster	69	1,018	14.8	7
2014	Sebastian Smith	31	385	12.4	2
2015	Sebastian Smith	65	777	12.0	7
2016	Sebastian Smith	55	900	16.4	4
2017	Brendan Cope	35	494	14.1	4



Most Yards Gained

Game

1.	430	Greg Windham vs. Texas St.	2016
2.	413	Boo Jackson vs. CMU	2008
3.	395	Sammy Shon vs. E. Michigan	1980
4.	393	Theo Scott vs. Temple	2009
5.	386	Donny Harrison vs. Kent St.	1983
6.	385	Tyler Tettletton at EMU	2013
7.	375	Donny Harrison vs. Bowling Green	1983
8.	374	JD Sprague vs. Bowling Green	2014
9.	371	Tyler Tettletton vs. Penn State	2012
371		Tyler Tettletton vs. Rutgers	2011

Season

1.	3,960	Tyler Tettletton	2011
2.	3,088	Tyler Tettletton	2012
3.	2,900	Nathan Rourke	2017
4.	2,875	Tyler Tettletton	2013
5.	2,688	Boo Jackson	2008
6.	2,643	Sammy Shon	1981
7.	2,403	Theo Scott	2009
8.	2,388	Donny Harrison	1983
9.	2,301	Greg Windham	2016
10.	2,258	Cleve Bryant	1968

Career

1.	10,027	Tyler Tettletton	2009-13
2.	6,753	Anthony Thornton	1987-90
3.	6,262	Sammy Shon	1978-81
4.	5,702	Kareem Wilson	1995-98
5.	5,145	Boo Jackson	2008-10
6.	4,946	Cleve Bryant	1967-69
7.	4,653	Dontrell Jackson	1999-02
8.	4,398	Kalvin McRae	2004-07
9.	4,372	Austen Everson	2003-06
10.	4,317	Donny Harrison	1979-83

Most Plays

Game

1.	79	Donny Harrison vs. Bowling Green	1983
2.	72	JD Sprague vs. Bowling Green	2014
3.	71	Dennis Swearingen vs. Ball St.	1985
4.	63	Andy Vetter vs. Kent St.	1977
5.	61	Bruce Porter vs. W. Michigan	1986
6.	60	Bruce Porter vs. C. Michigan	1986
7.	59	Theo Scott vs. Tennessee	2009
59		Dennis Swearingen vs. Bowling Green	1985
9.	55	Boo Jackson vs. Northwestern	2008
55		Donny Harrison vs. Kent St.	1983

Season

1.	581	Tyler Tettletton	2011
2.	528	Donny Harrison	1983
3.	487	Tyler Tettletton	2012
487		Dennis Swearingen	1985
5.	473	Sammy Shon	1981
6.	428	Bruce Porter	1986
7.	414	Tyler Tettletton	2013
8.	408	Nathan Rourke	2017
9.	406	Boo Jackson	2008
10.	392	Greg Windham	2016

Career

1.	1,522	Tyler Tettletton	2009-13
2.	1,343	Anthony Thornton	1987-90
3.	1,249	Sammy Shon	1978-81
4.	1,230	Kareem Wilson	1995-98
5.	968	Cleve Bryant	1967-69
6.	942	Donny Harrison	1979-83
7.	937	Rich Bevely	1972-74
8.	917	Austen Everson	2003-06
9.	910	Dontrell Jackson	1999-02
10.	905	Kalvin McRae	2004-07



In his first season as a starter in 2011, quarterback Tyler Tettletton set Ohio's all-time total offense record as he totaled 3,960 yards.

Most Yards Per Play

Season (min. 100 plays)

1.	7.34	Erland Ahlberg	1954
2.	7.10	Nathan Rourke	2017
3.	6.94	Tyler Tettletton	2013
4.	6.81	Tyler Tettletton	2011
5.	6.62	Boo Jackson	2008
6.	6.56	Bob Babbitt	1962
7.	6.38	Derrius Vick	2014
8.	6.37	Dontrell Jackson	2000
9.	6.34	Tyler Tettletton	2012
10.	6.21	Theo Scott	2009

Career

1.	6.59	Tyler Tettletton	2009-13
2.	6.16	Boo Jackson	2008-10
3.	6.08	Derrius Vick	2012-2016
4.	5.98	Theo Scott	2007-09
5.	5.81	Bob Babbitt	1960-62
6.	5.79	Brad Bower	2006-07
7.	5.74	JD Sprague	2013-2016
8.	5.60	Jamel Patterson	1998-01
9.	5.35	Chad Brinker	1999-02
10.	5.32	Fred Ray	2000-03

Most Yards Per Game

Season (min. 5 games)

1.	282.9	Tyler Tettletton	2011
2.	257.3	Tyler Tettletton	2012
3.	241.7	Nathan Rourke	2017
4.	240.3	Sammy Shon	1981
5.	225.8	Cleve Bryant	1968
6.	224.0	Boo Jackson	2008
7.	221.2	Tyler Tettletton	2013
8.	217.1	Donny Harrison	1983
9.	209.3	Bruce Porter	1986
10.	209.2	Greg Windham	2016

Career (min. 20 games)

1.	204.6	Tyler Tettletton	2009-13
2.	190.6	Boo Jackson	2008-10
3.	164.9	Cleve Bryant	1967-69
4.	160.8	Anthony Thornton	1987-90
5.	142.3	Sammy Shon	1987-81
6.	140.8	Theo Scott	2007-2009
7.	134.0	Rich Bevely	1972-74
8.	129.6	Kareem Wilson	1995-98
9.	119.3	Dontrell Jackson	1999-02
10.	117.1	Derrius Vick	2011-2015

Total Offense Leaders by Class

Freshmen*

1.	1,550	Kareem Wilson	1995
2.	1,473	Anthony Thornton	1987
3.	1,440	Quinton Maxwell	2016
4.	1,273	Dontrell Jackson	1999
5.	785	A.J. Ouellette	2014

Sophomores

1.	3,960	Tyler Tettletton	2011
2.	2,900	Nathan Rourke	2017
3.	1,745	Dontrell Jackson	2000
4.	1,737	Anthony Thornton	1988
5.	1,639	Kareem Wilson	1996

Juniors

1.	3,088	Tyler Tettletton	2012
2.	2,688	Boo Jackson	2008
3.	2,258	Cleve Bryant	1968
4.	1,804	Sammy Shon	1980
1,804		Anthony Thornton	1989

Seniors

1.	2,875	Tyler Tettletton	2013
2.	2,643	Sammy Shon	1981
3.	2,403	Theo Scott	2009
4.	2,388	Donny Harrison	1983
5.	2,301	Greg Windham	2016

*Freshman were not eligible for varsity competition until 1972.



Most Yards Gained

Game

1.	322	Donte' Harden vs. Temple	2011
2.	321	Chris Garrett vs. Miami	2008
3.	298	Tony Carifa vs. E. Michigan	1980
4.	282	Kareem Wilson vs. Bowling Green	1996
5.	280	Beau Blankenship vs. UMass	2012
6.	279	Nigel Turpin vs. Kent St.	1977
7.	275	Dick Conley vs. Marshall	1966
8.	271	Kalvin McRae vs. Ball St.	2005
9.	257	Arnold Welcher vs. Marshall	1975
10.	252	Tim Worner vs. Toledo	1972

Season

1.	1,873	Donte' Harden	2011
2.	1,787	Andrew Greer	1988
3.	1,786	Beau Blankenship	2012
4.	1,770	Andrew Greer	1989
5.	1,709	Kalvin McRae	2007
6.	1,532	Kalvin McRae	2006
7.	1,447	Chris Garrett	2008
8.	1,420	Arnold Welcher	1975
9.	1,400	LaVon Brazill	2011
10.	1,391	Chris Garrett	2009

Career

1.	5,248	Kalvin McRae	2004-07
2.	4,489	Chris Garrett	2006-09
3.	4,123	Stevland Hookfin	1995-98
4.	4,030	Chad Brinker	1999-02
5.	3,831	Donte' Harden	2007-11
6.	3,597	Kareem Wilson	1995-98
7.	3,559	Scott Mayle	2002-06
8.	3,557	Andrew Greer	1988-89
9.	3,462	LaVon Brazill	2007-11
10.	3,445	Tim Curtis	1990-93

Most Yards Per Game

Season (min. 5 games)

1.	162.5	Andrew Greer	1988
2.	160.9	Andrew Greer	1989
3.	156.1	Donte' Harden	2011
4.	142.4	Kalvin McRae	2007
5.	141.2	Bill Gary	1970
6.	137.4	Beau Blankenship	2012
7.	132.2	Dick Conley	1967
8.	131.5	Chris Garrett	2008
9.	129.1	Arnold Welcher	1975
10.	120.7	Dave LeVeck	1968

Career (min. 20 games)

1.	161.7	Andrew Greer	1988-89
2.	109.3	Kalvin McRae	2004-07
3.	106.1	Chad Brinker	1999-02
4.	100.8	Donte' Harden	2007-11
5.	94.8	Jim Albert	1961-63
6.	93.7	Stevland Hookfin	1995-98
7.	91.6	Chris Garrett	2006-09
8.	91.1	Todd Snyder	1967-69
9.	90.1	Dick Conley	1967-68
10.	87.6	Dave LeVeck	1967-69



Former Ohio running back Donte' Harden racked up 322 yards of total offense (184 yards rushing, 75 yards receiving and 63 return yards) in front of a national television audience on ESPN as the Bobcats posted a thrilling 35-31 victory over Temple inside Peden Stadium.

Miscellaneous

Game

100 Yards Rushing/100 Yards Receiving

Tony Carifa	158 rush/140 rec.	
vs. Eastern Michigan	1980	

Season

400 Yards Rushing/400 Yards Receiving

Raynald Ray	477 rush/466 rec.	1999
Tony Carifa	853 rush/427 rec.	1980

400 Yards Rushing/400 Yards Kickoff Returns

Donte' Harden	986 rush/620 KOR	2011
Chris Garrett	591 rush/676 KOR	2009
Chris Garrett	554 rush/618 KOR	2008
Chad Brinker	600 rush/486 KOR	1999
Andrew Greer	905 rush/638 KOR	1989
Andrew Greer	863 rush/810 KOR	1988
Dick Conley	841 rush/428 KOR	1967

400 Yards Receiving/400 Yards Kickoff Returns

Nigel Turpin	624 rec./521 KOR	1977
Bob Allen	485 rec./421 KOR	1971

All-Purpose Leaders by Class

Freshmen*

1.	1,109	Chad Brinker	1999
2.	918	A.J. Ouellette	2014
3.	893	Kareem Wilson	1995
4.	811	Scott Mayle	2003
5.	809	Chris Garrett	2006

Sophomores

1.	1,420	Arnold Welcher	1975
2.	1,271	Bill Gary	1970
3.	1,250	Kalvin McRae	2005
4.	1,231	Chad Brinker	2000
5.	1,138	Stevland Hookfin	1996

Juniors

1.	1,787	Andrew Greer	1988
2.	1,786	Beau Blankenship	2012
3.	1,447	Chris Garrett	2008
4.	1,532	Kalvin McRae	2006
5.	1,322	Dick Conley	1967

Seniors

1.	1,873	Donte' Harden	2011
2.	1,770	Andrew Greer	1989
3.	1,709	Kalvin McRae	2007
4.	1,400	LaVon Brazill	2011
5.	1,391	Chris Garrett	2009



Most Points Scored

Game			
1.	33	Eller Armbrust vs. Rio Grande	1937
2.	24	Beau Blankenship vs. ULM	2012
	24	Chad Brinker vs. E. Michigan	2002
	24	Kareem Wilson vs. Bowling Green	1996
	24	Tim Curtis vs. Kent St.	1991
	24	Andy Vetter vs. N. Illinois	1976
	24	Dick Conley vs. Marshall	1966
	24	Jim Albert vs. W. Michigan	1963
	24	Kalvin McRae vs. Louis.-Lafay.	2007

Season

1.	132	Nathan Rourke	2017
2.	123	Matt Weller	2011
3.	122	Louie Zervos	2016
4.	120	Kalvin McRae	2007
5.	118	Matt Weller	2012
6.	114	Bob Houmard	1968
7.	101	Louie Zervos	2017
8.	98	Kalvin McRae	2006
	98	Michael Braunstein	2007
10.	95	Matt Weller	2009

Career

1.	409	Matt Weller	2009-12
2.	302	Kareem Wilson	1995-98
3.	296	Kalvin McRae	2004-07
4.	229	Kevin Kerr	1999-02
5.	223	Louie Zervos	2016-present
6.	184	Chad Brinker	1999-02
7.	176	Stevland Hookfin	1995-98
	176	Steve Green	1976-79
9.	162	Bob Houmard	1966-68
10.	160	Gary Homer	1972-75

Most Touchdowns Scored

Game			
1.	4	Beau Blankenship vs. ULM	2012
	4	Kalvin McRae vs. Louis.-Laf.	2007
	4	Chad Brinker vs. E. Michigan	2002
	4	Kareem Wilson vs. Bowling Green	1996
	4	Tim Curtis vs. Kent St.	1991
	4	Andy Vetter vs. N. Illinois	1976
	4	Dick Conley vs. Marshall	1966
	4	Jim Albert vs. W. Michigan	1963

Season

1.	22	Nathan Rourke	2017
2.	20	Kalvin McRae	2007
3.	19	Bob Houmard	1968
4.	16	Beau Blankenship	2012
	16	Kalvin McRae	2006
6.	14	Kareem Wilson	1996
7.	13	Kareem Wilson	1998
	13	Andy Vetter	1976
9.	12	LaVon Brazill	2011
	12	Chad Brinker	2000
	12	Kareem Wilson	1997
	12	Dave Juenger	1971

Career

1.	49	Kalvin McRae	2004-07
	49	Kareem Wilson	1995-98
3.	30	Chad Brinker	1999-02
4.	29	Stevland Hookfin	1995-98
5.	27	Bob Houmard	1966-68
6.	25	Beau Blankenship	2011-13
	25	Andy Vetter	1974-77
8.	23	LaVon Brazill	2007-11
9.	22	Dave Juenger	1970-72
10.	21	Donte' Foster	2010-13
	21	Raynald Ray	1997-00
	21	Nathan Rourke	2017-present



Ohio quarterback Nathan Rourke (left) set a single-season record with 132 points in 2017. Andy Vetter (right) accounted for a school-record seven touchdowns against Northern Illinois in 1976. Vetter ran for four scores and passed for three more.

Most Touchdowns Responsible For

Game			
1.	7	Andy Vetter vs. Northern Illinois (4 rushing, 3 passing)	1976
2.	5	Theo Scott vs. Temple (3 passing, 2 rushing)	2009
	5	Boo Jackson vs. Akron (5 passing)	2008
4.	4	Several Times Last time: Greg Windham vs. Texas St. (4 passing)	2016

Season

1.	38	Tyler Tettleton	2011
2.	37	Nathan Rourke	2017
3.	26	Boo Jackson	2010
4.	23	Theo Scott	2009
5.	22	Tyler Tettleton	2012
	22	Cleve Bryant	1968
7.	21	Tyler Tettleton	2013
	21	Boo Jackson	2008
	21	Kareem Wilson	1996
	21	Andy Vetter	1977

Career

1.	82	Tyler Tettleton	2009-13
2.	66	Kareem Wilson	1995-98
3.	49	Kalvin McRae	2004-07
	49	Cleve Bryant	1967-69
5.	47	Boo Jackson	2008-2010
6.	44	Andy Vetter	1974-77
7.	41	Sammy Shon	1978-81
8.	33	Chad Brinker	1999-02
9.	31	Anthony Thornton	1987-90
	31	Dave Juenger	1970-72

Most Field Goals

Game			
1.	5	Louie Zervos vs. Kansas	2016
	5	Matt Weller vs. Bowling Green	2011
2.	4	Louie Zervos vs. Texas St.	2016
	4	Louie Zervos vs. Tennessee	2016
	4	Barrett Way vs. Kent State	2008
	4	Michael Braunstein vs. Wyoming	2007

Season

1.	29	Louie Zervos	2016
2.	25	Matt Weller	2011
3.	23	Matt Weller	2012
4.	21	Matt Weller	2009
5.	20	Michael Braunstein	2007
6.	17	Josiah Yazdani	2014
7.	14	Josiah Yazdani	2013
	14	Mike Fultz	1987
9..	13	Barrett Way	2008
	13	Matt Lasher	2006

Career

1.	79	Matt Weller	2009-12
2.	44	Louie Zervos	2016-Present
3.	38	Kevin Kerr	1999-02
4.	31	Josiah Yazdani	2013-15
5.	28	Steve Green	1976-79
	28	Gary Homer	1972-75
7.	25	Jeff Marchant	1990-93
	25	Chris Judge	1984-86
	25	Ron Harter	1980-83
10.	21	Brian Huston	1995-98



Most Field Goals Attempted

Game			
1.	6	Matt Weller vs. Norfolk State	2012
2.	5	Louie Zervos at Kansas	2016
	5	Louie Zervos vs. Texas St.	2016
	5	Matt Weller vs. Ball State	2009
	5	Michael Braunstein vs. Temple	2007
	5	Gary Homer vs. Kent St.	1975
	5	Matt Weller vs. Bowling Green	2011
6.	4	Matt Weller vs. Tennessee	2009
	4	Barrett Way vs. VMI	2008
	4	Barrett Way vs. Kent State	2008
	4	Michael Braunstein vs. Wyo.	2007
	4	Mike Fultz vs. Miami	1987
4		Josiah Yazdani vs. Idaho	2014

Season

1.	35	Louie Zervos	2016
2.	34	Matt Weller	2011
3.	31	Matt Weller	2012
	31	Louie Zervos	2016
5.	29	Matt Weller	2009
6.	26	Josiah Yazdani	2014
7.	24	Michael Braunstein	2007
8.	23	Gary Homer	1975
9.	19	Barrett Way	2008
10.	18	Matt Lahser	2006
	18	Kevin Kerr	2000
	18	Mike Fultz	1987
	18	Louie Zervos	2017

Career

1.	108	Matt Weller	2009-12
2.	60	Gary Homer	1972-75
3.	59	Kevin Kerr	1999-02
4.	57	Josiah Yazdani	2013-15
5.	53	Louie Zervos	2016-present
6.	48	Steve Green	1976-79
7.	44	Ron Harter	1980-83
8.	42	Jeff Marchant	1990-93
9.	35	Brian Huston	1995-98
35		Chris Judge	1984-86

Highest Field Goal Percentage

Season (min. 10 attempts)

1.	93.3 (14-15)	Josiah Yazdani	2013
2.	84.6 (11-13)	Jim Delverne	1989
3.	83.3 (20-24)	Michael Braunstein	2007
	83.3 (15-18)	Louie Zervos	2017
5.	82.9 (29-35)	Louie Zervos	2016
6.	81.8 (9-11)	Ron Harter	1981
7.	78.6 (11-14)	Matt Weller	2010
8.	77.8 (14-18)	Mike Fultz	1987
9.	75.0 (12-16)	Steve Green	1979
	75.0 (9-12)	Chris Judge	1984

Career (min. 15 attempts)

1.	83.3 (20-24)	Michael Braunstein	2007
2.	83.1 (44-53)	Louie Zervos	2016-present
3.	75.61 (31-41)	Josiah Yazdani	2013-15
4.	74.1 (80-108)	Matt Weller	2009-12
5.	72.2 (13-18)	Matt Lahser	2005-06
6.	71.4 (25-35)	Chris Judge	1984-86
	71.4 (20-28)	Jim Delverne	1988-89
	71.4 (20-28)	Mike Fultz	1984-87
9.	68.4(13-19)	Barrett Way	2008
10.	66.7 (12-18)	Scott Roberts	1993-95

Longest Field Goal

Season			
1.	57	Gary Homer vs. Penn St.	1973
2.	56	Brian Huston vs. Bowling Green	1997
3.	55	Kevin Kerr vs. Toledo	2001
	55	Kevin Kerr vs. Miami	1999
5.	54	Mike Fultz vs. E. Michigan	1987
6.	53	Kevin Kerr vs. Marshall	1999
	53	Ron Harter vs. C. Michigan	1982
8.	52	Matt Weller vs. Ball State	2009
	52	Jim McKee vs. Miami	1962
10.	51	Louie Zervos vs. Buffalo	2016
	51	Matt Weller at Kent State	2010
	51	Kevin Kerr vs. Akron	2001

Most PAT Kicks Made

Season			
1.	56	Louie Zervos	2017
2.	49	Matt Weller	2012
3.	48	Matt Weller	2011
4.	46	Bill Pataki	1968
5.	40	Matt Weller	2010
6.	39	Kevin Kerr	2000
7.	38	Michael Braunstein	2007
8.	35	Louie Zervos	2016
9.	32	Matt Weller	2009
	32	Barrett Way	2008
	32	Steve Green	1976

Career


1.	120	Matt Weller	2009-12
2.	115	Kevin Kerr	1999-02
3.	99	Bill Pataki	1966-68
4.	92	Steve Green	1976-79
5.	91	Louie Zervos	2016-present
6.	76	Gary Homer	1972-75
7.	65	Brian Huston	1995-98
8.	57	Josiah Yazdani	2013-15
9.	55	Ron Harter	1980-83
10.	44	Bill Bevan	1950-52

Most PAT Kicks Attempted

Season			
1.	57	Louie Zervos	2017
2.	53	Bill Pataki	1968
3.	49	Matt Weller	2012
	49	Matt Weller	2011
5.	44	Matt Weller	2010
6.	42	Kevin Kerr	2000
7.	38	Michael Braunstein	2007
	38	Louie Zervos	2016
	36	Kevin Kerr	2002
	36	Matt Weller	2009

Career

1.	178	Matt Weller	2009-12
2.	129	Kevin Kerr	1999-02
3.	95	Louie Zervos	2016-present
4.	94	Steve Green	1976-79
5.	84	Gary Homer	1972-75
6.	79	Bill Pataki	1966-68
7.	69	Brian Huston	1995-98
8.	66	Ron Harter	1980-83
9.	58	Bill Bevan	1950-52
10.	57	Josiah Yazdani	2013-15



Place kicker Matt Weller set six single season school records as a junior in 2011. He also holds three career records.

Highest PAT Percentage

Season (min. 10 attempts)

1.	100.0 (30-30)	Josiah Yazdani	2013
	100.0 (27-27)	Josiah Yazdani	2014
	100.0 (10-10)	Matt Green	2013
	100.0 (49-49)	Matt Weller	2012
	100.0 (38-38)	Michael Braunstein	2007
	100.0 (32-32)	Steve Green	1976
	100.0 (18-18)	Jim Delverne	1988
	100.0 (17-17)	Gary Homer	1973
	100.0 (11-11)	Mike Fultz	1987
	100.0 (11-11)	Steve Green	1978

Career (min. 25 attempts)

1.	100.0 (57-57)	Josiah Yazdani	2013-15
	100.0 (38-38)	Michael Braunstein	2007
3.	97.9 (92-94)	Steve Green	1976-79
4.	95.7 (91-95)	Louie Zervos	2017-present
5.	95.0 (38-40)	Jim Kensinger	1969-70
6.	94.9 (169-178)	Matt Weller	2009-12
7.	94.2 (65-69)	Brian Huston	1995-98
8.	94.1 (32-34)	Jim Delverne	1988-89
9.	91.4 (32-35)	Barrett Way	2008
10.	90.9 (30-33)	Chris Judge	1984-86



Most Punts

Season

1.	84	Matthew Miller	2005
2.	82	Brad Wojick	1993
3.	77	Matt Lasher	2006
4.	74	Steve Green	1978
5.	72	Mike Fultz	1986
	72	Art McCormick	1985
7.	71	Michael Farkas	2016
8.	70	Paul Hamilton	1995
	70	David Hoyng	1992
10.	67	Matthew Miller	2004

Career

1.	238	Art McCormick	1982-85
2.	207	Dave Zastudil	1998-01
3.	203	Matthew Miller	2002-05
4.	183	Steve Green	1976-79
5.	176	Mike Green	1973-75
6.	160	Matt Schulte	2007-present
7.	148	Andy Grombacher	1988-91
8.	130	David Hoyng	1989-92
9.	127	Paul Hamilton	1994-95
10.	118	Paul Hershey	2008-11
	118	Jon Beier	1995-97



All-America punter Dave Zastudil owns the top three punting average games and seasons in Ohio history. He is the only player in Mid-American Conference history to lead the league in punting four times.

Most Punting Yards

Season

1.	3,245	Matthew Miller	2005
2.	3,055	Matt Lasher	2006
3.	3,022	Brad Wojick	1993
4.	2,925	Art McCormick	1985
5.	2,908	Steve Green	1978
6.	2,895	Michael Farkas	2016
7.	2,840	Matthew Miller	2004
8.	2,770	Mike Fultz	1986
9.	2,689	Paul Hamilton	1995
10.	2,595	Dave Zastudil	1999

Career

1.	9,225	Dave Zastudil	1998-01
2.	9,082	Art McCormick	1982-85
3.	8,155	Matthew Miller	2002-05
4.	7,069	Steve Green	1976-79
5.	7,026	Mike Green	1973-75
6.	5,984	Matt Schulte	2007-2009
7.	5,392	Andy Grombacher	1988-91
8.	5,088	Michael Farkas	2016-present
9.	4,873	David Hoyng	1989-92
10.	4,862	Paul Hamilton	1994-95

Highest Punting Average

Game (min. 4 punts)

1.	56.5	Dave Zastudil vs. Buffalo	1999
2.	55.0	Dave Zastudil vs. C. Michigan	2001
3.	53.5	Dave Zastudil vs. Akron	1998
4.	53.3	Paul Hershey vs. Temple	2011
5.	52.2	Dave Zastudil vs. N. Illinois	1999
6.	51.2	Mike Green vs. Bowling Green	1975
7.	51.0	Paul Hershey vs. NMSU	2011
	51.0	Paul Hershey vs. Bowling Green	2010
9.	50.6	Dave Zastudil vs. Marshall	2001
10.	50.0	Paul Hershey vs. Utah State	2011

Season (min. 20 punts)

1.	45.60	Dave Zastudil	2001
2.	45.32	Dave Zastudil	1998
3.	44.34	Dave Zastudil	2000
4.	43.25	Dave Zastudil	1999
5.	42.94	Dave Green	1971
6.	42.39	Matthew Miller	2004
7.	41.78	Mike Green	1975
8.	41.75	Mitch Bonnsetter	2014
9.	41.45	Mike Green	1973
10.	41.05	Kevin Kerr	2002

Career (min. 100 punts)

1.	*44.57	Dave Zastudil	1998-01
2.	40.30	Paul Hershey	2008-11
3.	40.17	Matthew Miller	2002-05
4.	39.92	Mike Green	1973-75
5.	38.63	Steve Green	1976-79
6.	38.28	Paul Hamilton	1994-95
7.	38.18	Jon Beier	1995-97
8.	38.16	Art McCormick	1982-85
9.	37.48	David Hoyng	1989-92
10.	37.40	Matt Schulte	2007-2009

*MAC Record; Ranks tied for eighth in NCAA history among players with 150-249 career punts.

Longest Punts

1.	80	Paul Hershey vs. NMSU	2011
2.	75	Dave Zastudil vs. Akron	1998
	75	Mike Green vs. Bowling Green	1975
4.	74	Dave Zastudil at Buffalo	2001
	74	Michael Farkas vs. Bowling Green	2016
6.	73	Dave Zastudil at W. Michigan	1998
	73	Harl Evans vs. Iowa St.	1962
8.	72	Paul Hershey vs. Bowling Green	2010
	72	Mark Westfall vs. Cincinnati	1981
	72	Mike Green vs. Minnesota	1975



Art McCormick (top) is the Bobcats' all-time leader in career punts with 238 from 1982-85. Matthew Miller (bottom) was an honorable mention All-MAC choice in 2005 after setting school records with 84 punts and 2,245 yards.



Most Punt Returns


Game		
1.	7	Damion Maxwell vs. Bowling Green
7		Sherman McBride vs. E. Michigan
7		Dick Phillips vs. Western Reserve
7		Chris Stefan vs. Bowling Green
5.	6	LaVon Brazill vs. Miami
6		Chris Garrett vs. Buffalo
6		Shawn Bonner vs. N. Illinois
6		Todd Snyder vs. William & Mary
9.	5	Several Times
Last: Travis Carrie vs. Austin Peay		2013

Season

1.	33	Raynald Ray	2000
2.	29	Sherman McBride	1980
3.	28	Raynald Ray	1999
4.	27	Stafford Owens	2002
27		Jim Givens	1978
27		Rick Hawkins	1971
7.	26	LaVon Brazill	2009
26		Chris Garrett	2006
26		Shawn Bonner	1985
10.	25	Ryan Clark	2012
25		LaVon Brazill	2011
25		Damion Maxwell	1996
25		Shawn Bonner	1984

Career

1.	70	Sherman McBride	1980-83
2.	64	Stafford Owens	2001-04
64		Raynald Ray	1997-00
4.	63	LaVon Brazill	2007-11
63		Shawn Bonner	1983-86
6.	60	Courtney Burton	1990-93
7.	57	Dion Byrum	2002-05
8.	56	Travis Carrie	2008-13
9.	54	Larry Hargrove	1987-89
10.	52	Jim Givens	1976-78



All-American cornerback Dion Byrum was also one of the most prolific punt returners in Ohio history. He ranks eighth all-time with 471 yards and his 8.26 yards-per-return average ranks 11th in the Bobcat record book.



Stafford Owens is the Bobcats' all-time leader with 713 punt return yards and three punt returns for touchdowns. Owens is one of four Ohio players to average at least 11 yards per return on a minimum of 25 attempts.

Most Punt Return Yards

Game		
1.	153	Dick Phillips vs. Western Reserve
2.	116	Travis Carrie at EMU
3.	109	Stafford Owens vs. Akron
4.	108	Larry Hargrove vs. Kent St.
5.	102	Bob Anderson vs. West Texas St.
6.	101	Larry Hargrove vs. Bowling Green
7.	100	Larry Hargrove vs. Ball St.
100		Dick Phillips vs. Butler
9.	99	LaVon Brazill vs. NIU
10.	97	Chris Garrett vs. W. Michigan

Season

1.	396	Raynald Ray	2000
2.	378	Chris Garrett	2006
3.	373	Dick Phillips	1950
4.	350	LaVon Brazill	2009
5.	312	Larry Hargrove	1989
6.	282	Courtney Burton	1992
7.	271	Stafford Owens	2002
8.	267	Travis Carrie	2013
9.	266	Larry Hargrove	1988
10.	265	Raynald Ray	1999
265		Shawn Bonner	1984

Career

1.	713	Stafford Owens	2001-04
2.	699	Raynald Ray	1997-00
3.	668	LaVon Brazill	2007-11
4.	659	Travis Carrie	2008-13
5.	646	Dick Phillips	1950-52
6.	629	Larry Hargrove	1987-89
7.	540	Shawn Bonner	1983-85
8.	521	Courtney Burton	1990-93
9.	471	Dion Byrum	2002-05
10.	450	Chris Garrett	2006-09

Most Punt Return Touchdowns

Game		
1.	1	Several Times
Last: Travis Carrie vs. NMSU		2011
Season		
1.	3	LaVon Brazill
2.	2	Stafford Owens
2		Larry Hargrove
Career		
1.	4	LaVon Brazill
2.	3	Stafford Owens
3		Larry Hargrove
4.	2	Dick Phillips

Highest Punt Return Average

Game (min. 3 returns)		
1.	34.00	Bob Anderson vs. West Texas St.
2.	33.67	Larry Hargrove vs. Bowling Green
3.	33.33	Larry Hargrove vs. Ball St.
4.	30.00	Chris Garrett vs. Rutgers
5.	28.33	LaVon Brazill vs. Kent State
6.	27.25	Stafford Owens vs. Akron
7.	27.00	Larry Hargrove vs. Kent St.
8.	24.75	LaVon Brazill vs. NIU
9.	24.00	Stafford Owens vs. E. Michigan
10.	23.70	Mike Schott vs. Cincinnati

Season (min. 10 returns)

1.	20.72	Dick Phillips	1950
2.	18.35	Larry Hargrove	1989
3.	16.45	LaVon Brazill	2008
4.	15.60	Ryan Clark	2012
5.	14.54	Chris Garrett	2006
6.	13.64	Bob Anderson	1964
7.	13.46	LaVon Brazill	2009
8.	12.70	Travis Carrie	2013
9.	12.26	Courtney Burton	1992
10.	12.17	Mike Schott	1969

Career (min. 25 returns)

1.	14.35	LaVon Brazill	2007-11
2.	13.74	Dick Phillips	1950-52
3.	11.80	Travis Carrie	2008-13
4.	11.65	Larry Hargrove	1987-89
5.	11.14	Stafford Owens	2000-04
6.	10.92	Raynald Ray	1997-00
7.	10.82	John Dickason	1958-60
8.	10.77	Bob Anderson	1963-65
9.	10.60	LaVon Brazill	2007-11
10.	10.27	Chris Garrett	2006-09

Longest Punt Return

1.	91 (TD)	LaVon Brazill vs. NIU	2009
2.	88 (TD)	Chris Garrett vs. W. Michigan	2006
3.	87 (TD)	LaVon Brazill vs. Kent State	2009
87 (TD)		Larry Grimes vs. Marshall	1986
5.	85 (TD)	Bob Anderson vs. West Texas St.	1964
6.	83 (TD)	Larry Hargrove vs. Kent St.	1989
7.	81 (TD)	Stafford Owens vs. Akron	2004
81 (TD)		Shawn Bonner vs. W. Michigan	1984
9.	80 (TD)	Dick Phillips vs. Butler	1950
10.	79	Travis Carrie at EMU	2013



Most Kick Returns

Game

1.	8	Donte Harden vs. Troy	2010
2.	7	Joshua Abrams vs. Akron	2007
	7	Dion Byrum vs. Buffalo	2002
	7	Dion Byrum vs. Bowling Green	2002
	7	Kahieem Maxwell vs. E. Carolina	1996
	7	Casey Gayle vs. N. Carolina	1993
7.	6	Seven Times	
		Last: Chris Garrett vs. Tennessee	2009

Season

1.	43	Keith Crawford	1986
2.	35	Keith Crawford	1985
3.	34	Wayne Clements	1991
	34	Andrew Greer	1988
5.	28	Andrew Greer	1989
	28	Nigel Turpin	1977
7.	27	Courtney Burton	1993
	27	Sherman McBride	1981
9.	26	Joshua Abrams	2007
	26	Dion Byrum	

Career

1.	91	Keith Crawford	1985-87
2.	82	Chris Garrett	2006-09
3.	70	Sherman McBride	1980-83
4.	68	Jason Caesar	1999, 2001-02
5.	64	Scott Mayle	2002-06
6.	62	Donte' Harden	2007-11
	62	Andrew Greer	1988-89
8.	60	Hank Ray	1993-96
9.	58	Dion Byrum	2002-05
10.	56	Daz' Patterson	2012-15



Kahieem Maxwell returned a kickoff 99 yards for a touchdown against Western Michigan in 1998.



Chris Garrett's 221 kickoff return yards against Tennessee back in 2009 still stands as an Ohio University football record. In Ohio's matchup against the Volunteers, Garrett posted a 95-yard kickoff return for a touchdown which tied the score at seven in

Most Kick Return Yards

Game

1.	221	Chris Garrett vs. Tennessee	2009
2.	196	Joshua Abrams vs. Miami	2007
3.	185	Courtney Burton vs. Miami	1992
4.	178	Sean Williams vs. E. Carolina	1996
5.	173	Joshua Abrams vs. Akron	2007
6.	170	Casey Gayle vs. N. Carolina	1993
7.	168	Kahieem Maxwell vs. W. Michigan	1998
8.	161	Donte Harden vs. Troy	2010
9.	157	Wayne Clements vs. Bowling Green	1991
10.	151	Dion Byrum vs. Buffalo	2002

Season

1.	890	Keith Crawford	1986
2.	810	Andrew Greer	1988
3.	791	Wayne Clements	1991
4.	731	Keith Crawford	1985
5.	703	Chris Garrett	2009
6.	683	Joshua Abrams	2007
7.	638	Andrew Greer	1989
8.	620	Donte' Harden	2011
9.	618	Chris Garrett	2008
10.	614	Chris Garrett	2007

Career

1.	2,185	Chris Garrett	2006-09
2.	1,843	Keith Crawford	1985-87
3.	1,448	Andrew Greer	1988-89
4.	1,422	Scott Mayle	2002-06
5.	1,405	Donte' Harden	2007-11
6.	1,384	Jason Caesar	1999-02
7.	1,375	Sherman McBride	1980-83
8.	1,284	Hank Ray	1993-96
9.	1,267	Daz' Patterson	2012-15
10.	1,195	Dion Byrum	2002-05

Most Kick Return Touchdowns

Game & Season

1.	1	Several Times	
		Last:	
		Kylan Nelson at Miami	2014
		Daz' Patterson vs. Buffalo	2012
		Chris Garrett vs. Tennessee	2009
		Donte Harden at Wyoming	2008
		L.J. Flintall vs. VMI	2008

Career

1.	3	Chris Garrett	2006-09
2.	1	Several Times	
		Last: Daz' Patterson	2012-15

Highest Kick Return Average

Game (min. 3 returns)

1.	60.0	Chris Garrett vs. Akron	2008
2.	57.6	Joshua Abrams vs. Akron	2007
3.	56.0	Kahieem Maxwell vs. W. Michigan	1998
	56.0	Donte' Harden vs. Wyoming	2008
5.	55.0	L.J. Flintall vs. VMI	2008
6.	49.0	Joshua Abrams vs. Miami	2007
7.	48.3	Joshua Abrams vs. Wyoming	2007
8.	42.0	Daz' Patterson vs. Buffalo	2012
9.	39.3	Vince Davidson vs. Bowling Green 2007	
10.	36.8	Chris Garrett vs. Tennessee	2009

Season (min. 10 returns)

1.	30.07	Bob Allen	1971
2.	28.30	L.J. Flintall	2008
3.	27.24	Scott Mayle	2005
4.	27.10	Dave LeVeck	1968
5.	27.04	Chris Garrett	2009
6.	26.86	Chris Garrett	2008
7.	26.70	Chris Garrett	2007
8.	26.40	Courtney Burton	1992
9.	26.39	Sean Williams	1997
10.	26.30	Joshua Abrams	2007

Career (min. 25 returns)

1.	26.65	Chris Garrett	2006-09
2.	25.90	Joshua Abrams	2004-07
3.	25.09	Bob Allen	1969-71
4.	24.44	Sean Williams	1995-97
5.	23.35	Andrew Greer	1988-89
6.	23.06	Courtney Burton	1990-93
7.	22.70	Donte' Harden	2007-11
8.	22.63	Daz' Patterson	2012-15
9.	22.22	Scott Mayle	2002-06
10.	21.40	Hank Ray	1993-96

Longest Kick Return

1.	100	(TD) Daz' Patterson vs. Buffalo	2012
	100	(TD) Donte Harden at Wyoming	2008
3.	99	(TD) Kahieem Maxwell vs. W. Michigan	1998
4.	97	(TD) Chris Garrett vs. Akron	2008
	97	(TD) L.J. Flintall vs. VMI	2008
6.	95	(TD) Chris Garrett vs. Tennessee	2009
7.	94	(TD) Chris Garrett vs. Wyoming	2007
	94	Jerry France vs. Bowling Green	1964
9.	93	(TD) Joshua Abrams vs. Miami	2007
10.	90	(TD) Erland Ahlberg vs. Toledo	1955

*Tangerine Bowl



Most Total Tackles

Game			
1.	29	David Terry vs. Eastern Mich.	1989
2.	23	Benny King vs. Ball St.	1993
3.	22	Benny King vs. Akron	1993
4.	21	Jabaar Thompson vs. Utah St.	1994
5.	20	Jabaar Thompson vs. Akron	1993
6.	19	Quentin Poling at Massachusetts	2017
	19	Benny King vs. Bowling Green	1993
	19	Chris London vs. Akron	
8.	18	Jabaar Thompson vs. E. Michigan	1994
	18	Jabaar Thompson vs. Kent St.	1993
10.	17	- Several Last Toran Davis vs. Texas State	2016

Season (Since 1975)

1.	177	David Terry	1988
2.	171	Mike Mangen	1983
3.	169	Jack LeVeck	1971
4.	159	Jabaar Thompson	1994
	159	David Terry	1989
	159	Frank Komar	1980
7.	158	Benny King	1993
8.	155	Noah Keller	2009
9.	154	Bill Garrett	1988
	154	Brian Mays	1985

Career (since 1975)

1.	513	Mike Mangen	1981-84
2.	462	Benny King	1992-95
3.	458	Brian Mays	1982-85
4.	450	Bill Garrett	1986-89
5.	447	Jabaar Thompson	1992-95
6.	438	Noah Keller	2007-11
7.	418	Tedd Lucas	1976-79
8.	404	Doug Mangen	1984-87
9.	388	Scott Zele	1990-92
10.	368	Quentin Poling	2014-17

Most Solo Tackles

Season (since 1975)			
1.	106	David Terry	1988
2.	91	Bill Garrett	1988
3.	78	Dennis Fitzgerald	1997
4.	77	Matt Muncy	2005
5.	73	Chris London	1999
	73	Doug Mangen	1985
7.	72	Dennis Fitzgerald	1996
8.	71	Benny King	1995
	71	Blair Brown	2016
10.	70	Joe Sellers	2001
	70	Damiso Johnson	1995

Career (since 1975)

1.	217	Quentin Poling	2014-17
2.	205	Bill Garrett	1986-89
3.	203	Matt Muncy	2003-06
4.	198	Brian Mays	1982-85
5.	192	Mike Mangen	1981-84
6.	188	Doug Mangen	1984-87
7.	186	Dennis Fitzgerald	1995-97
8.	185	Chris London	1998-01
9.	183	Tom Carder	1995-98
10.	180	Mark Stubbs	1995-98



Matt Muncy, a two-time first-team All-MAC choice at linebacker, finished his career in 2006 ranked second in school history with 203 solo tackles. Muncy also is fourth in the Bobcat record book with 39.5 tackles for loss, including 17.0 in his senior season.

Most Assisted Tackles

Season (since 1975)			
1.	131	David Terry	1989
2.	122	Scott Zele	1992
3.	119	Benny King	1993
4.	117	John Gamble	1980
5.	116	Mike Mangen	1983
	116	Frank Komar	1980
	116	Steve Groves	1976
8.	104	Jabaar Thompson	1993
9.	102	Jabaar Thompson	1994
	102	Scott Zele	1991

Career (since 1975)

1.	321	Mike Mangen	1981-84
2.	297	Benny King	1992-95
3.	294	Jabaar Thompson	1992-95
4.	277	Tedd Lucas	1976-79
5.	265	Scott Zele	1990-92
6.	260	Noah Keller	2007-11
	260	Brian Mays	1982-85
8.	247	Steve Groves	1975-76, 78
9.	245	Bill Garrett	1986-89
10.	225	Frank Komar	1979-81

Most Tackles for Loss

Game			
1.	6.0	Mario Daniel vs. Ball St.	1996
2.	5.0	Dennis Chukwuemeka vs. Pittsburgh	2002
	5.0	Andre Parker vs. Iowa St.	2000
4.	4.0	Ernie Hodge vs. Kent State	2006
	4.0	Rob Stover vs. UCF	2004
	4.0	Rob Stover vs. SE Missouri	2003
	4.0	Rob Stover vs. Akron	2002
8.	3.5	Neal Huynh vs. UMass	2012
	3.5	Dak Notestine vs. BGSU	2009
	3.5	Kevin Carberry vs. Akron	2003
	3.5	Jason Carthen vs. E. Michigan	1992
	3.5	Landon Cohen vs. Kent St.	2006
	3.5	Jameson Hartke vs. C. Michigan	2006


Season (since 1975)

1.	24.0	Jason Carthen	1992
2.	18.0	Frank Komar	1980
3.	17.0	Matt Muncy	2006
	17.0	Jason Carthen	1991
5.	16.0	Matt Weikert	2000
	16.0	Mario Daniel	1996
	16.0	Benny King	1995
	16.0	Doug Mangen	1987
	16.0	Tarell Basham	2016
10.	15.0	Henry Jontony	1980

Career (since 1975)

1.	44.0	Jason Carthen	1990-92
2.	43.5	Quentin Poling	2014-Present
3.	41.5	Tarell Basham	2013-16
4.	40.0	Benny King	1992-95
	40.0	Doug Mangen	1984-87
6.	39.5	Landon Cohen	2004-07
	39.5	Matt Muncy	2003-06
8.	34.0	Rob Stover	2002-04
9.	33.0	Frank Komar	1979-81
10.	31.0	Steve Groves	1975-76, 78





Defensive end Tarell Basham set single-season and career sack records for the Bobcats during the 2016 season. Basham finished with 11.5 sacks on the season and 29.5 for his career.

Most Sacks

Game			
1.	3.0	Nic Barber vs. New Mexico St.	2011
	3.0	Stafford Gatling vs. Louisiana	2010
	3.0	Dak Notestine vs. BGSU	2009
	3.0	Mario Daniel vs. Ball St.	1996
	3.0	Bobby Holloway vs. Hawaii	1996
	3.0	Andre Jackson vs. Toledo	1996
7.	2.5	Ty Branz at Akron	2013
	2.5	Kevin Carberry vs. Akron	2003
8.	2.0	Several Times	
		Last: vs. Akron	2016

Season (since 1975)

1.	11.5	Tarell Basham	2016
2.	9.0	Jason Carthen	1992
3.	8.0	Mario Daniel	1996
	8.0	Jason Carthen	1991
	8.0	Tom Kutz	1987
6.	7.5	Tarell Basham	2013
	7.5	Jameson Hartke	2006
8.	7.0	Rahim Slaise	1998
	7.0	Andre Jackson	1997
	7.0	John Guznik	1985
10.	6.5	Dak Notestine	2009

Career (since 1975)

1.	29.5	Tarell Basham	2013-16
2.	19.0	Andre Jackson	1995-97
3.	18.0	Quentin Poling	2014-present
4.	17.5	Jameson Hartke	2005-2008
5.	17.0	Jason Carthen	1990-92
6.	14.0	Leigh Barbour	1996-99
7.	14.0	Rahim Slaise	1996-98
8.	13.0	John Kraus	1996-99
9.	12.0	Ed Shy	1986-89
10.	11.5	Matt Muncy	2003-06

Most Interceptions

Game			
1.	3	Tevell Jones vs. Bowling Green	1997
	3	Roger Smith vs. Marshall	1987
	3	Eric Edwards vs. Richmond	1982
	3	Joe Callan vs. Cincinnati	1979
	3	Joe Callan vs. E. Michigan	1979
	3	Joe Callan vs. N. Illinois	1976
	3	Bill Frederick vs. Morris Harvey	1953
	3	Paul Winemiller vs. Kent St.	1949
	3	Pat Connelly vs. Butler	1948
	3	Quentin Poling vs. Idaho	2014

Season

1.	*9	Joe Callan	1979
2.	7	Tevell Jones	1997
	7	John Dickason	1960
	7	Jim McKenna	1949
5.	6	Gerald Moore	2009
	6	Dion Byrum	2005
	6	Bop White	2002
	6	Tom Ascani	1952
9.	5	Eight Times	
		Last: Donovan Fletcher	2010

*led nation

Career

1.	18	Joe Callan	1975-79
2.	17	Bop White	1999-02
3.	13	Bert Dampier	1970-72
	13	T.J. Wright	2003-06
5.	12	Mike Schott	1967-69
6.	12	Tevell Jones,	1994-97
	11	Bill Mitchell	1968-70
	11	Bill Frederick	1952-54
	11	Jim McKenna	1947-49
10.	10	Dion Byrum	2002-05
	10	Vincent Short	1977-80

Most Interception Return Yards

Game			
1.	123	Dion Byrum vs. Pittsburgh	2005

Season

1.	173	John Dickason	1960
2.	153	Dion Byrum	2005
3.	141	Tevell Jones	1996
4.	119	T.J. Wright	2003
5.	116	Bert Dampier	1971
6.	120	Javon Hagan	2016
7.	110	Joseph Callan	1979
8.	109	Tim Pringle	1988
9.	103	Travis Carrie	2013
10.	100	Julian Posey	2009

Career

1.	247	Bert Dampier	1970-72
2.	190	Travis Carrie	2008-13
3.	179	Joe Callan	1975-79
4.	177	Tevell Jones	1996-97
5.	173	John Dickason	1960
6.	172	T.J. Wright	2003-06
7.	166	Jim Albert	1961-63
8.	162	Dion Byrum	2002-05
9.	140	Mike Schott	1967-69
	140	Michael Mitchell	2005-08

Most Interceptions Returned for Touchdowns

Game			
1.	2	Dion Byrum vs. Pittsburgh	2005
2.	1	Several Times	

Season

1.	2	Dion Byrum	2005
1.	2	Quinton Poling	2015
2.	1	Several Times	

Career

1.	2	Quinton Poling	2013-Present
	2	Dion Byrum	2002-05

Most Pass Break-Ups

Season			
1.	18	Bradd Ellis	2017
	18	T.J. Wright	2006
3.	16	Mark Parson	2006
4.	13	Devin Bass	2013
	13	Travis Carrie	2011
	13	Dion Byrum	2003
	13	Chip Cox	2002
8.	12	Chip Cox	2003
	12	Ian Wells	2014
10.	11	T.J. Wright	2003
	11	Bop White	1999

Career

1.	44	T.J. Wright	2003-06
2.	34	Bop White	1999-02
3.	32	Devin Bass	2012-2015
4.	31	Mark Parson	2005-2008
5.	30	Ian Wells	2011-2015
6.	29	Dion Byrum	2002-05
	29	Chip Cox	2001-04
8.	25	Travis Carrie	2008-2013
9.	23	Bradd Ellis	2014-present
9.	16	Josh Kristoff	2011-2014
10.	15	Todd Koenig	2004-07

Most Passes Defended (INT + PBU)

Season			
1.	22	T.J. Wright	2006
2.	20	Bradd Ellis	2017
3.	17	Devin Bass	2013
	17	Travis Carrie	2011
	17	Mark Parson	2006
6.	16	Bop White	1999
7.	15	Dion Byrum	2003
	15	Chip Cox	2002
	15	Tevell Jones	1996
10.	14	T.J. Wright	2003

Career

1.	57	T.J. Wright	2003-06
2.	51	Bop White	1999-02
3.	39	Dion Byrum	2002-05
4.	36	Travis Carrie	2008-13
	36	Mark Parson	2005-2008
	36	Devin Bass	2012-2015
7.	33	Chip Cox	2001-04
8.	32	Ian Wells	2011-2015
9.	26	Bradd Ellis	2014-present
9.	22	Tevell Jones	1994, 96-97
10.	19	Josh Kristoff	2011-2014

Longest Interception Return

Game			
1.	95	Jim Albert vs. W. Michigan	1963
2.	88	Bob Short vs. Western Reserve	1950
3.	85	Dion Byrum vs. Pittsburgh	2005
4.	84	Steve Robinson vs. Kent St.	1967
5.	81	Travis Carrie vs. BGSU	2011



Ohio Individual (since 1947)

Rushing Yards	
282 Kareem Wilson vs. Bowling Green	1996
Rushing Touchdowns	
4 Six Times; Last: Chad Brinker vs. E. Michigan	2002
Longest Run	
93 Glenn Hunter vs. E. Michigan	1983
Passing Yards	
394 Andy Vetter vs. Kent St.	1977
Completions	
32 Donny Harrison vs. Bowling Green	1983
Passing Touchdowns	
5 Boo Jackson vs. Akron	2008
Long Pass	
98 Tom Dubs to Richard Hill vs. Kent St.	1991
Receptions	
12 Bobby Cameron vs. Kent St.	1986
Receiving Yards	
203 Todd Snyder vs. Dayton	1968
Receiving Touchdowns	
3 Donte' Foster vs. Miami	2013
Taylor Price vs. Akron	2008
Dave Juenger vs. Toledo	1972
Total Offense	
395 Sammy Shon vs. E. Michigan	1980
All-Purpose Yards	
322 Donte' Harden vs. Temple	2011
Points	
24 Six Times; Last: Chad Brinker vs. E. Michigan	2002
Field Goals Made	
4 Louie Zervos vs. Texas State	2016
Longest Field Goal	
56 Brian Huston vs. Bowling Green	1997
Longest Punt	
75 Dave Zastudil vs. Akron	1998
75 Mike Green vs. Bowling Green	1975
Punt Return Yards	
153 Dick Phillips vs. Western Reserve	1950
Longest Punt Return	
88 Chris Garrett vs. W. Michigan	2006
Kickoff Return Yards	
196 Joshua Abrams vs. Miami	2007
Longest Kickoff Return	
97 L.J. Flintall vs. VMI	2008
97 Chris Garrett vs. Akron	2008
Tackles	
23 Benny King vs. Ball St.	1993
Tackles for Loss	
4.0 Rob Stover vs. SE Missouri	2003
4.0 Rob Stover vs. Akron	2002
Sacks	
3.0 Andre Jackson vs. Toledo	1996
Interceptions	
3 Seven Times; Last: Quentin Poling vs. Idaho	2014



A school-record crowd of 25,893 packed Peden Stadium on Sept. 8, 2012 to watch the Bobcats in their home-opener against New Mexico State. The Bobcats defeated the Aggies 51-24. The week before, Ohio defeated Penn State 24-14 to open the 2012

Ohio Team (since 1947)

Points	
55 vs. Eastern Michigan	2002
Total Offense	
662 vs. Eastern Michigan	1980
Rushing Yards	
444 vs. Central Michigan	2000
Rushing Touchdowns	
7 vs. Central Michigan	2000
Passing Yards	
394 vs. Kent State	1977
Completions	
32 vs. Bowling Green	1983
Touchdown Passes	
5 vs. Akron	2008
Interceptions Thrown	
4 vs. Akron	1951
Field Goals Made	
3 Several Times; Last: vs. Buffalo	2014
Most Punts	
12 Three Times; Last vs. Marshall	1986
Punt Return Yards	
202 vs. Western Reserve	1950
Kickoff Return Yards	
261 vs. Miami	2007
First Downs	
38 vs. Tennessee Tech	2000
Offensive Plays	
110 vs. Bowling Green	2014
Yards Penalized	
155 vs. Kent	2007
Interceptions By	
6 vs. Kent State	2005
6 vs. West Virginia	1949
Sacks	
9 vs. Bowling Green	1996
Tackles for Loss	
19 vs. Akron	1998
Longest Winning Streak	
9	1967-69

Top Peden Crowds (Cap. 24,000)

1.	25,893	New Mexico State	Sept. 8, 2012
2.	25,542	Akron	Oct. 13, 2012
3.	25,211	Idaho	Sept. 20, 2014
4.	24,617	Connecticut	Sept. 5, 2009
5.	24,545	Pittsburgh	Sept. 9, 2005
6.	24,511	North Texas	Sept. 7, 2013
7.	24,836	Marshall	Sept. 14, 2013
8.	24,244	Marshall	Sept. 17, 2011
9.	24,000	Iowa State	Sept. 22, 2001
10.	24,311	Bowling Green	Oct. 11, 2014
11.	23,826	Central Michigan	Oct. 12, 2013
12.	23,673	Norfolk State	Sept. 22, 2012
13.	23,566	Eastern Michigan	Oct. 15, 2016
14.	23,427	Miami	Oct. 20, 2001
15.	23,336	Buffalo	Sept. 20, 1997
16.	23,155	Gardner-Webb	Sept. 10, 2011
17.	23,146	Ball State	Oct. 15, 2011
18.	23,101	Bowling Green	Oct. 18, 1997
19.	23,093	Texas State	Sept. 3, 2016
20.	23,077	Bowling Green	Oct. 8, 2016

Top Road Crowds

1.	105,075	Ohio State	Sept. 18, 2010
2.	105,002	Ohio State	Sept. 6, 2008
3.	101,362	Tennessee	Sept. 17, 2016
4.	97,186	Penn State	Sept. 1, 2012
5.	93,222	Ohio State	Sept. 18, 1999
6.	84,002	Florida	Sept. 14, 2002
7.	74,676	Wisconsin	Sept. 12, 1998
8.	66,233	Virginia Tech	Sept. 15, 2007
9.	65,115	Virginia Tech	Sept. 17, 2005
10.	63,860	LSU	Sept. 30, 1989



ALL-TIME RESULTS

OHIO BOBCATS FOOTBALL

1894 (0-1-0 .000)

No Coach

Marietta L 0-8

1895 (2-3-0 .400)

Coach Harvey Deme

Parker HS W 18-0
Ohio Wesleyan L 0-38
Marietta L 0-24
Marietta L 0-66
Lancaster W 60-0
78-128

1896 (4-2-1 .643)

Coach Frank Remsburg

Marietta L 10-22
Chillicothe W 12-6
Cincinnati L 0-52
Parker HS T 0-0
Portsmouth W 18-0
Denison W 18-12
Chillicothe YMCA W 22-8
70-100

1897 (7-2-0 .778)

Coach Warwick Ford

Cincinnati L 0-12
Marietta L 0-4
Muskingum W 32-0
Denison W 28-0
Ohio Medical W 12-0
Otterbein W 24-0
Marietta W 6-4
West Virginia W 12-0
D & D Institute W 36-6
150-26

1898 (1-2-1 .375)

Coach Peter McLaren

Cincinnati T 12-12
Dayton "Y" W 11-5
Ohio Medical L 0-12
West Virginia L 0-16
23-45

1899 (2-2-0 .500)

Coach Fred Sullivan

Muskingum W 33-0
Ohio Medical L 0-36
Ohio State L 0-41
Nelsonville W 45-0
78-77

1900 (2-4-1 .357)

Coach Karl Core

Parkersburg AC L 0-5
Ohio State L 0-20
Otterbein W 12-0
Ohio Wesleyan W 17-0
Washington & Jefferson L 0-49
Wittenberg T 5-5
Ohio Wesleyan L 5-6
39-85

1901 (6-1-2 .778)

Coach Art Jones

Ohio Wesleyan W 6-5
Parkersburg HS W 35-0
Ohio State L 0-17
Denison W 12-0
Marietta W 11-5

Cincinnati W 16-0
Otterbein T 0-0
Muskingum W 17-5
Marietta T 11-11
108-43

1902 (0-5-1 .083)

Coach Harold Monosmith

Parkersburg HS T 0-0 Ohio
State L 0-17
Parkersburg AC L 0-31
W. Pennsylvania L 0-34 Bethany
L 0-11
Marietta L 0-50
0-143

1903 (2-4-0 .333)

Coach Fred Sullivan

Gallipolis W 28-0
Mercer Bus. College W 5-0
Marietta L 5-28
Wittenberg L 0-40
Otterbein L 0-22
Marietta L 0-54
38-144

1904 (2-4-1 .357)

Coach Henry Hart

Mercer Bus. College W 34-0
Marietta L 0-31
Wittenberg L 5-10
Otterbein L 0-18
Buckhannon L 0-18
Athens HS W 12-0
Bethany T 6-6
57-83

1905 (2-5-2 .333)

Coach Joseph Railsback

Marietta T 0-0
Washington & Jefferson L 0-57
West Virginia L 0-28
Otterbein L 5-6
Ohio Northern L 0-44
Muskingum T 0-0
Marshall L 5-6
Marietta W 6-0 Muskingum
W 32-0
48-141

1906 (7-1-0 .875)

Coach Arthur McFarland

Columbus East HS W 20-0
West Virginia W 9-6
Otterbein W 10-0
Buckhannon W 65-0
Muskingum W 16-5
Cincinnati W 16-5
Denison W 20-0
Marietta L 2-12
158-28

1907 (3-4-1 .438)

Coach Arthur McFarland

Parkersburg "Y" T 6-6
West Virginia L 5-35
D & D Institute W 47-0
Ohio Wesleyan L 0-6
Parkersburg "Y" W 0-0
Mount Union L 0-30
Ohio Northern W 8-0
Marietta L 0-60
76-137

1908 (3-5-0 .375)

Coach Arthur McFarland

Marshall W 59-0
Ohio Northern L 0-10
Miami L 0-5
Denison L 0-12
Mount Union W 14-11
Wittenberg W 25-5
Otterbein L 5-6
Parkersburg HS L 0-15
103-64

1909 (2-4-2 .375)

Coach Robert Woods

W. Va. Wesleyan L 0-11
Otterbein L 3-18
Miami L 0-45
Ohio Northern T 0-0
Wilmington W 17-3
Muskingum W 6-0
Ohio Northern L 0-29
Heidelberg T 0-0
26-106

1910 (0-6-1 .071)

Coach Robert Woods

Kentucky State L 0-10
Denison L 0-12
Marietta L 0-12
Wilmington L 0-6
Pittsburgh L 0-71
Muskingum T 0-0
Otterbein L 0-12
0-123

1911 (3-3-2 .500)

Coach Arthur Hinaman

Ohio Wesleyan L 0-10
West Virginia L 0-3
Marshall T 5-5
Otterbein T 11-11
Kenyon W 16-0
Muskingum W 50-0
Wittenberg L 0-10
Marietta W 6-5
88-44

1912 (1-7-1 .167)

Coach Arthur Hinaman

Kenyon T 7-7
Ohio Wesleyan L 6-8
Wittenberg L 12-27
W. Va. Wesleyan L 0-6
Buchtel L 0-27
Miami L 6-18
Otterbein W 10-7
West Reston L 7-41
Marietta L 0-27
48-168

1913 (2-5-1 .313)

Coach Mark Banks

Wilmington W 30-0
Cincinnati L 2-20
Muskingum T 3-3
Otterbein L 0-21
Denison L 0-52

Miami L 6-44
Wooster W 7-6
Marietta L 7-13
55-159

1914 (4-4-0 .500)

Coach Mark Banks

Otterbein W 36-0
Miami W 6-0
Denison L 0-20
Ohio Wesleyan W 16-7
Marietta L 19-23
Wooster W 36-6
Mount Union L 6-28
Cincinnati L 0-15
119-99

1915 (8-1-0 .889)

Coach Mark Banks

Marshall W 21-7
Transylvania W 5-0
Ohio Northern W 16-0
Cincinnati W 15-0
Muskingum W 36-0
Otterbein W 48-7
Marietta W 16-6
Wittenberg W 12-0
Miami L 6-13
175-33

1916 (5-2-1 .688)

Coach Mark Banks

Ohio Wesleyan T 0-0
Syracuse L 0-72
Otterbein W 13-7
Kenyon W 6-0
Wittenberg W 9-3
Cincinnati W 33-10
Wooster L 0-9
Oberlin W 13-7
154-108

1917 (3-5-0 .375)

Coach Mark Banks

Wooster L 0-20
Ohio Wesleyan L 0-14 Carnegie
Tech L 0-21
Cincinnati W 22-0
Baldwin-Wallace W 43-0
Kenyon W 20-0
Oberlin L 0-46 Marietta
L 0-6
185-107

1918 (4-0-1 .900)

Coach Frank Gullum

Ohio St. Freshman W 13-6
Cincinnati T 6-6
Denison W 7-0
Camp Sherman W 62-0
Marietta W 52-7
140-19

1919 (3-5-0 .375)

Coach Frank Gullum

Muskingum W 13-6
Akron L 6-10
Heidelberg L 6-7
Kenyon W 19-7
Ohio Wesleyan L 0-6
Baldwin-Wallace W 80-0
Wittenberg L 7-33
Denison L 16-32
147-101

1920 (4-3-0 .571)



Coach Russ Finsterwald

Bethany	W	7- 0
Cincinnati	L	0- 6
Marshall	W	55- 0
Otterbein	W	54-14
Denison	L	0-17
Heidelberg	L	0- 7
Akron	W	39- 0
		155-44

1921 (4-4-1 .500)**Coach Russ Finsterwald**

Morris Harvey	W	40- 0
Syracuse	L	0-38
Bethany	L	0-13
West Virginia	L	0- 7
Denison	L	7-14
Baldwin-Wallace	W	35- 0
Cincinnati	W	7- 6
Columbia	W	23-21
Marietta	T	0- 0
		112-99

1922 (5-3-0 .625)**Coach Russ Finsterwald**

Baldwin-Wallace	W	28- 0
Marietta	W	3- 0
West Virginia	L	0-28
Bethany	L	0- 7
Xavier	L	7-13
Western Reserve	W	35- 0
Denison	W	7- 0
Otterbein	W	20- 0
		100-48

1923 (3-5-1 .389)**Coach F. B. Heldt**

Marietta	L	3- 7
Denison	T	7- 7
Kenyon	W	14- 0
Western Reserve	W	7- 0
Xavier	L	7-15
Oberlin	L	0- 6
Ohio Wesleyan	L	0-40
Rio Grande	W	20- 0
Cincinnati	L	7-13
		65-88

1924 (4-4-0 .500)**Coach Don Peden**

Rio Grande	W	10- 0
Wittenberg	L	0- 3
Oberlin	L	7-13
Kenyon	W	6- 0
Ohio Northern	L	7-12
Marietta	W	21-17
Denison	L	7-14
Ohio Wesleyan	W	6- 0
		64-59

1925 (6-2-0 .750)**Coach Don Peden**

Rio Grande	W	19- 6
Denison	W	26- 0
Toledo	W	7- 0
Ohio Wesleyan	L	0-26
Ohio Northern	L	0- 6
Marietta	W	10- 0
Cincinnati	W	13- 2
Wittenberg	W	20- 0
		95-40

1926 (5-2-1 .688)**Coach Don Peden**

Rio Grande	W	40- 0
Akron	L	0- 3
Denison	W	6- 0
Cincinnati	W	38- 7
Ohio Wesleyan	T	0- 0

Ohio Northern	W	9- 0
Marietta	W	12- 0
Wittenberg	L	6- 7
		111-17

1927 (4-2-2 .625)**Coach Don Peden**

Rio Grande	W	21- 0
Michigan	L	0-27
Ohio Northern	W	25- 0
Marietta	W	20- 0
Wittenberg	L	0-28
Denison	W	12- 7
Cincinnati	T	7- 7
Ohio Wesleyan	T	0- 0
		85-69

1928 (6-3-0 .667)**Coach Don Peden**

Rio Grande	W	45- 7
West Liberty	W	14- 6
Wittenberg	L	12-13
Cincinnati	W	66- 6
Ohio Northern	W	39- 0
Miami	L	13-20
Marietta	W	40- 0
Ohio Wesleyan	L	0- 7
Denison	W	27-13
		256-72

1929 (9-0-0 1.000)**Coach Don Peden****(Buckeye A. A. Champion)**

Indiana	W	18-0
West Liberty	W	26-0
Ohio Wesleyan	W	21-7
Muskingum	W	59-0
Cincinnati	W	35-0
Miami	W	14-0
Denison	W	54-0
Marietta	W	45-0
Wittenberg	W	33-0
		305-7

1930 (8-0-1 .944)**Coach Don Peden****(Buckeye A. A. Champion)**

Wilmington	W	27- 0
Butler	W	12- 7
West Liberty	T	13-13
Western Reserve	W	47- 0
Miami	W	27- 6
Cincinnati	W	48- 0
Denison	W	36- 0
Dayton	W	10- 6
Ohio Wesleyan	W	7- 0
		227-32

1931 (7-1-0 .875)**Coach Don Peden****(Buckeye A. A. Champion)**

Indiana	L	6- 7
Butler	W	40- 0
Denison	W	33- 0
Simpson	W	22- 0
Cincinnati	W	13- 7
Ohio Wesleyan	W	18- 0
DePauw	W	27- 0
Miami	W	13- 0
		172-14

1932 (7-2-0 .778)**Coach Don Peden**

Rio Grande	W	19- 0
Indiana	L	6- 7
Franklin	W	39- 0
Navy	W	14- 0
Miami	L	0-16
Georgetown	W	27- 0
Wittenberg	W	19- 6

Ohio Wesleyan	W	25- 0
Cincinnati	W	23- 0
		172-29

1933 (6-2-1 .722)**Coach Don Peden**

Morris Harvey	W	61- 0
Purdue	L	6-13
Franklin	W	78- 0
Miami	W	6- 0
Transylvania	W	68- 0
Wittenberg	W	39- 0
Marshall	T	0- 0
Cincinnati	L	0- 2
Ohio Wesleyan	W	19-13
		277-28

1934 (4-4-1 .500)**Coach Don Peden**

Rio Grande	W	53- 0
Indiana	L	0-27
Georgetown	W	36- 6
Miami	L	0- 7
Marshall	W	8- 0
West Virginia	L	2- 7
Cincinnati	T	0- 0
Dayton	W	17- 0
Ohio Wesleyan	L	0-20
		116-67

1935 (8-0-0 1.000)**Coach Don Peden****(Buckeye A. A. Champion)**

Illinois	W	6- 0
John Carroll	W	49- 0
Marshall	W	20-13
Dayton	W	26- 0
Miami	W	20- 0
Muskingum	W	20-17
Cincinnati	W	16- 6
Ohio Wesleyan	W	13- 0
		170-36

1936 (5-2-1 .688)**Coach Don Peden****(Buckeye A. A. Champion)**

Purdue	L	0-47
Marshall	T	13-13
Kent	W	6- 0
Miami	L	0- 3
Cincinnati	W	10- 7
Muskingum	W	32- 0
Ohio Wesleyan	W	20- 0
John Carroll	W	21- 0
		102-70

1937 (5-3-1 .611)**Coach Don Peden**

Rio Grande	W	80- 0
Illinois	L	6-20
Western Reserve	L	0- 7
Miami	W	19- 0
Dayton	L	0- 6
Marshall	T	13-13
Cincinnati	W	17- 0
Rutgers	W	13- 0
Ohio Wesleyan	W	20- 6
		168-52

1938 (7-2-0 .778)**Coach Don Peden****(Buckeye A. A. Champion)**

Illinois	W	6- 0
Xavier	W	14-12
Western Reserve	L	14-26
Wayne	W	52- 7
Cincinnati	W	13-12
Miami	W	20-12

Dayton	L	0-13
Marshall	W	14- 7
Ohio Wesleyan	W	28- 0
		161-89

1939 (6-3-0 .667)**Coach Don Peden**

Western Kentucky	L	7-14
Butler	L	7-12
Western Reserve	W	14-12
Ohio Wesleyan	L	7-12
Xavier	W	20- 6
Dayton	W	14- 0
Morris Harvey	W	14-13
Miami	W	20- 7
Western Michigan	W	13- 6
		116-82

1940 (5-2-2 .667)**Coach Don Peden**

Youngstown St.	W	13- 0
Butler	T	7- 7
Western Michigan	W	20- 7
Furman	W	15- 6
Ohio Wesleyan	T	0- 0
Miami	W	27- 0
Western Reserve	L	0- 6
Dayton	W	7- 0
Xavier	L	0- 6
		89-32

1941 (5-2-1 .688)**Coach Don Peden**

Western Kentucky	W	20- 7
Butler	W	20- 7
Miami	W	26- 0
Ohio Wesleyan	W	21- 0
Dayton	W	21- 7
Youngstown St.	L	0-14
Western Reserve	L	0- 7
Akron	T	0- 0
		108-42

1942 (5-3-0 .625)**Coach Don Peden**

Akron	W	39- 0
Butler	W	6- 0
Cincinnati	L	7-26
Ohio Wesleyan	W	26-14
Miami	W	39-13
Western Reserve	L	7-20
Xavier	W	20-14
Dayton	L	0-20
		144-107

1943 (No Record)

Ohio University did not field a football team due to World War II

1944 (No Record)

Ohio University did not field a football team due to World War II

1945 (3-4-0 .429)**Coach Don Peden**

Bowling Green	L	0- 6
Western Michigan	L	20-21
Cincinnati	W	20-19
Miami	L	0-34
Murray State	L	13-19
Baldwin-Wallace	W	33- 7
West Virginia	W	14- 0
		100-106

1946 (6-3-0 .667)

Coach Don Peden

Murray State	W	27- 7
Western Michigan	W	25- 7
Muskingum	W	38- 0
Ohio Wesleyan	W	49- 7
Baldwin-Wallace	W	21-14
Xavier	W	25- 6
Cincinnati	L	0-19
Miami	L	14-23
Dayton	L	7-14
		206-97

1947 (3-5-1 .389, 1-3-0 .250 MAC)

Coach Harold Wise

Ohio Northern	W	34- 0
Butler	W	14- 7
at Western Reserve	L	7-20
at Bowling Green	L	0- 2
at Miami	L	0-21
Cincinnati	L	0-34
Ohio Wesleyan	T	7- 7
Dayton	L	6- 8
Xavier	W	12- 7
		80-116

1948 (3-6-0 .333, 2-3-0 .400 MAC)

Coach Harold Wise

Bowling Green	L	7-13
at Washington & Lee	L	0-13
at Cincinnati	L	13-18
at Western Reserve	W	37- 7
Miami	L	0-21
Duquesne	W	14-13
at West Virginia	L	6-48
at Butler	W	14- 6
Western Michigan	L	7-40
		98-179

1949 (4-4-1 .500, 2-2-0 .500 MAC)

Coach Carroll Widdoes

West Virginia	W	17- 7
at Western Michigan	W	16- 6
at Kent	W	34- 6
at Western Reserve	T	7- 7
at Miami	L	0-26
at Marshall	L	6-14
Cincinnati	L	13-34
Butler	W	14- 0
Buffalo	L	7-20
		114-120

1950 (6-4-0 .600, 2-2-0 .500 MAC)

Coach Carroll Widdoes

at Akron	W	28- 6
at Illinois	L	2-28
at Butler	W	21-14
Western Reserve	W	35- 0
at Kent	L	13-35
Miami	L	20-28
at Cincinnati	L	0-23
at Buffalo	W	22-14
Western Michigan	W	10- 7
Marshall	W	14- 6
		165-161

1951 (5-4-1 .550, 2-2-0 .500 MAC)

Coach Carroll Widdoes

at Morris Harvey	W	26- 0
Akron	W	40- 7
at Western Michigan	W	13- 0
Bowling Green	W	28- 7
at Miami	L	0- 7
Kent	W	28-27
at Toledo	L	6-13
Cincinnati	L	0-40

Eastern Kentucky	L	13-27
at Marshall	T	13-13
		167-141

1952 (6-2-1 .722, 5-2-0 .714 MAC)

Coach Carroll Widdoes

at Morris Harvey	W	20- 6
Toledo	W	22-20
at Western Reserve	W	22- 7
at Kent	W	27-18
Miami	L	0-20
Western Michigan	W	28-13
at Cincinnati	L	7-14
at Bowling Green	W	33-14
Marshall	T	21-21
		180-133

1953 (6-2-1 .722, 5-0-1 .917 MAC)

MAC Champion

Coach Carroll Widdoes

at Toledo	W	26- 0
at Harvard	L	0-16
Western Reserve	W	39- 0
Kent	W	40-21
at Miami	T	7- 7
at Western Michigan	W	67-12
Morris Harvey	W	38- 7
Bowling Green	W	22-14
at Marshall	L	6- 9
		245-86

1954 (6-3-0 .667, 5-2-0 .714 MAC)

Coach Carroll Widdoes

Xavier	W	12- 0
Toledo	W	28-20
at Western Reserve	W	37- 0
at Kent	W	14- 7
Miami	L	13-46
at Harvard	L	13-27
at Western Michigan	L	6-19
at Bowling Green	W	26-14
Marshall	W	26-25
		175-158

1955 (5-4-0 .556, 3-3-0 .500 MAC)

Coach Carroll Widdoes

at Youngstown St.	W	6- 0
Marshall	W	13- 6
at Toledo	W	40-13
Kent	L	14-20
at Miami	L	7-34
at Indiana	L	14-21
Western Michigan	W	40-14
Bowling Green	L	0-13
Morris Harvey	W	32-13
		166-134

1956 (2-7-0 .222, 2-4-0 .333 MAC)

Coach Carroll Widdoes

at Florida State	L	7-47
Toledo	L	13-19
at Xavier	L	7-31
at Kent	L	13-32
Miami	L	7-16
Louisville	L	19-25
at Western Michigan	W	27- 0
at Bowling Green	L	27-41
Marshall	W	16- 0
		36-211

1957 (2-6-1 .278, 1-4-1 .250 MAC)

Coach Carroll Widdoes

at Indiana (Pa.)	W	50- 0
at Toledo	L	6-14
Kent	L	9-14

at Harvard	L	7-14
at Miami	L	0-26
at Marshall	L	28-34
Western Michigan	W	20- 7
Bowling Green	T	7- 7
at Louisville	L	7-40
		134-156

1958 (5-4-0 .556, 2-4-0 .333 MAC)

Coach Bill Hess

Youngstown St.	W	38- 0
Toledo	W	13- 6
at Kent	L	6-14
at Dayton	W	27- 8
Miami	L	10-14
Marshall	W	22- 0
at Western Michigan	L	14-21
at Bowling Green	L	6-33
Louisville	W	23- 6
		159-102

1959 (7-2-0 .778, 4-2-0 .667 MAC)

Coach Bill Hess

at Toledo	W	36- 7
Kent	W	46- 0
Xavier	W	25- 7
at Youngstown St.	W	44-12
at Miami	L	0-24
Western Michigan	W	12- 9
at Marshall	W	21-14
Louisville	W	22-15
Bowling Green	L	9-13
		215-101

1960 (10-0-0 1.000, 6-0 1.000 MAC)

NATIONAL SMALL COLLEGE CHAMPION

MAC Champion

Coach Bill Hess

Sept. 17	at Dayton	W	28- 0
Sept. 24	Toledo	W	48- 7
Oct. 1	at Kent	W	25- 8
Oct. 8	at Boston University	W	36- 6
Oct. 15	at Xavier	W	6- 0
Oct. 22	Miami	W	21- 0
Oct. 29	at Western Michigan	W	24- 0
Nov. 5	Marshall	W	19- 0
Nov. 12	at Bowling Green	W	14- 7
Nov. 19	Southern Illinois	W	48- 6
			269-34

1961 (5-3-1 .611, 3-2-1 .583 MAC)

Coach Bill Hess

Sept. 23	at Toledo	W	10- 6
Sept. 30	Kent	L	17-23
Oct. 7	at Dayton	W	14-13
Oct. 14	Xavier	L	3- 6
Oct. 21	at Miami	W	28-18
Oct. 28	at Delaware	W	17-16
Nov. 4	at Marshall	W	14- 7
Nov. 11	Bowling Green	L	6- 7
Nov. 18	Western Michigan	T	20-20
			129-116

1962 (8-3-0 .727, 5-1-0 .833 MAC)

Coach Bill Hess

Sept. 22	Toledo	W	31- 0
Sept. 29	Kent	W	21- 0
Oct. 6	at Dayton	W	27-25
Oct. 13	Xavier	W	20- 6
Oct. 20	Miami	W	12- 6
Oct. 27	at Buffalo	W	41- 6
Nov. 3	Marshall	W	35- 0
Nov. 10	at Bowling Green	L	6- 7
Nov. 17	at Western Michigan	W	32-16
Nov. 24	at Iowa State	L	22-31

Sun Bowl

Dec. 31	West Texas State	L	14-15
			261-112

1963 (6-4-0 .600, 5-1-0 .833 MAC)

MAC Champion

Coach Bill Hess

Sept. 21	Buffalo	L	0- 7
Sept. 28	at Dayton	W	13- 6
Oct. 5	Kent	W	20- 0
Oct. 12	at Toledo	L	17-18
Oct. 19	Delaware	L	12-29
Oct. 26	at Miami	W	13-10
Nov. 2	at Xavier	L	0-20
Nov. 9	Western Michigan	W	27-13
Nov. 16	Bowling Green	W	16- 0
Nov. 23	at Marshall	W	17- 0
			135-103

1964 (5-4-1 .550, 3-2-1 .583 MAC)

Coach Bill Hess

Sept. 19	at West Texas State	W	16-14
Sept. 26	at Purdue	L	0-17
Oct. 3	at Kent	T	3- 3
Oct. 10	Toledo	W	21-12
Oct. 17	Xavier	L	19-23
Oct. 24	Miami	W	10- 7
Oct. 31	Dayton	W	24- 0
Nov. 7	at Western Michigan	L	8-13
Nov. 14	at Bowling Green	W	21- 0
Nov. 21	Marshall	L	0-10
			122-99

1965 (0-10-0 .000, 0-6 .000 MAC)

Coach Bill Hess

Sept. 18	West Texas St.	L	0- 7
Sept. 25	at Maryland	L	7-24
Oct. 2	Kent	L	10-27
Oct. 9	at Toledo	L	7-21
Oct. 16	Xavier	L	19-21
Oct. 23	at Miami	L	0-34
Oct. 30	at Dayton	L	7-13
Nov. 6	Western Michigan	L	6-17
Nov. 13	Bowling Green	L	7-17
Nov. 20	at Marshall	L	14-29
			77-210

1966 (5-5-0 .500, 3-3 .500 MAC)

Coach Bill Hess

Sept. 17	at Purdue	L	3-42
Sept. 24	at Boston College	W	23-14
Oct. 1	at Kent	W	12-10
Oct. 8	Toledo	W	21- 6
Oct. 15	Xavier	W	24-10
Oct. 22	Miami	L	13-33
Oct. 29	Dayton	L	12-20
Nov. 5	at Western Michigan	L	13-20
Nov. 12	at Bowling Green	L	0-28
Nov. 19	Marshall	W	28- 0
			149-183

1967 (6-4-0 .600, 5-1-0 .833 MAC)

MAC Co-Champion

Coach Bill Hess

Sept. 16	at Toledo	W	20-14
Sept. 23	at Marshall	W	48-14
Sept. 30	Kent (forfeit)	W	1- 0
Oct. 7	at Kansas	W	30-15
Oct. 14	William & Mary	L	22-25
Oct. 21	at Miami	L	15-22
Oct. 28	at Dayton	L	9-10



Nov. 4	Western Michigan	W	20-10
Nov. 11	Bowling Green	W	31-7
Nov. 18	at Penn State	L	14-35
210-152			

1968 (10-1-0 .909, 6-0-0 1.000 MAC)**MAC Champion****Coach Bill Hess**

Sept. 21	Marshall	W	48-8
Sept. 28	at Kent	W	31-7
Oct. 5	Toledo	W	40-31
Oct. 12	at William & Mary	W	41-0
Oct. 19	Miami	W	24-7
Oct. 26	Dayton	W	42-12
Nov. 2	at Western Michigan	W	34-27
Nov. 9	at Bowling Green	W	28-27
Nov. 16	at Cincinnati	W	60-48
Nov. 23	Northern Illinois	W	28-12

Tangerine Bowl

Dec. 28	Richmond	L	42-49
418-228			

1969 (5-4-1 .550, 2-3-0 .400 MAC)**Coach Bill Hess**

Sept. 20	Kent	W	35-0
Sept. 27	at Minnesota	T	35-35
Oct. 4	at Toledo	L	9-34
Oct. 11	Xavier	W	31-6
Oct. 18	Miami	L	21-24
Oct. 25	at Penn State	L	3-42
Nov. 1	Western Michigan	W	22-17
Nov. 8	Bowling Green	L	16-23
Nov. 15	Cincinnati	W	46-6
Nov. 22	at Marshall	W	38-35
256-222			

1970 (4-5-0 .444, 3-2-0 .600 MAC)**Coach Bill Hess**

Sept. 19	at Kent	W	24-14
Sept. 26	at Minnesota	L	7-49
Oct. 3	Toledo	L	7-42
Oct. 10	Dayton	W	17-14
Oct. 17	Miami	W	23-22
Oct. 24	at Cincinnati	L	21-29
Oct. 31	at Western Michigan	L	23-52
Nov. 7	at Bowling Green	W	34-7
Nov. 14	at Penn State	L	22-3
178-261			

1971 (5-5-0 .500, 2-3-0 .400 MAC)**Coach Bill Hess**

Sept. 18	Bowling Green	L	19-20
Sept. 25	Kent	W	37-21
Oct. 2	at Toledo	L	28-31
Oct. 9	at Kentucky	W	35-6
Oct. 16	at Miami	W	3-0
Oct. 23	at Virginia Tech	L	29-37
Oct. 30	Western Michigan	L	14-28
Nov. 6	at Tulane	W	30-7
Nov. 13	Cincinnati	L	15-23
Nov. 20	at Marshall	W	30-0
240-173			

1972 (3-8-0 .273, 1-4-0 .200 MAC)**Coach Bill Hess**

Sept. 9	Central Michigan	W	26-21
Sept. 16	at Idaho	L	14-17
Sept. 23	at Kent	L	14-37
Sept. 30	Toledo	W	38-22
Oct. 7	at Cincinnati	W	28-14
Oct. 14	Miami	L	7-31
Oct. 21	Virginia Tech	L	21-53
Oct. 28	at Western Michigan	L	17-34
Nov. 4	at Bowling Green	L	0-17
Nov. 11	at Tulane	L	6-44

Nov. 18	Marshall	L	14-31
185-321			

1973 (5-5-0 .500, 2-3-0 .400 MAC)**Coach Bill Hess**

Sept. 22	Kent	L	7-35
Sept. 29	at Toledo	L	8-35
Oct. 6	at Northwestern	W	14-12
Oct. 13	at Miami	L	6-10
Oct. 20	at South Carolina	L	22-38
Oct. 27	Western Michigan	W	16-0
Nov. 3	Bowling Green	W	24-23
Nov. 10	Cincinnati	W	14-8
Nov. 17	at Penn State	L	10-49
Nov. 24	at Marshall	W	35-21
156-231			

1974 (6-5-0 .546, 3-2-0 .600 MAC)**Coach Bill Hess**

Sept. 14	at North Carolina	L	7-42
Sept. 21	at Kent	W	20-0
Sept. 28	Toledo	L	16-19
Oct. 5	Northern Illinois	W	31-14
Oct. 12	Miami	L	3-31
Oct. 19	Morehead St.	W	49-10
Oct. 26	at Western Michigan	W	26-3
Nov. 2	at Bowling Green	W	33-22
Nov. 9	at Cincinnati	L	13-35
Nov. 16	at Penn State	L	16-35
Nov. 23	Marshall	W	35-0
249-211			

1975 (5-5-1 .500, 3-3-1 .500 MAC)**Coach Bill Hess**

Sept. 13	at Central Michigan	T	6-6
Sept. 20	Ball State	W	10-0
Sept. 27	Kent	W	23-21
Oct. 4	at Minnesota	L	0-21
Oct. 11	at William & Mary	W	22-8
Oct. 18	at Miami	L	9-17
Oct. 25	at Toledo	L	10-14
Nov. 1	Western Michigan	W	24-10
Nov. 8	Bowling Green	L	17-19
Nov. 15	Cincinnati	L	5-6
Nov. 22	at Marshall	W	38-21
164-143			

1976 (7-4-0 .636, 6-2-0 .750 MAC)**Coach Bill Hess**

Sept. 4	at Eastern Michigan	W	23-7
Sept. 18	at Kent	W	14-12
Sept. 25	Idaho	W	35-0
Oct. 2	Toledo	W	34-8
Oct. 9	at Central Michigan	L	15-17
Oct. 16	Miami	W	28-14
Oct. 23	William & Mary	L	0-20
Oct. 30	at Western Michigan	L	10-21
Nov. 6	at Bowling Green	W	31-26
Nov. 13	at Cincinnati	L	0-35
Nov. 20	Northern Illinois	W	63-15
253-175			

1977 (1-10-0 .091, 0-8-0 .000 MAC)**Coach Bill Hess**

Sept. 10	at Marshall	W	49-27
Sept. 17	at Purdue	L	7-44
Sept. 24	Central Michigan	L	14-31
Oct. 1	Kent	L	23-44
Oct. 8	at Eastern Michigan	L	14-31
Oct. 15	at Miami	L	24-38
Oct. 22	at Toledo	L	29-31
Oct. 29	Western Michigan	L	22-28
Nov. 5	Cincinnati	L	26-38

Nov. 12	Bowling Green	L	27-39
Nov. 19	at Northern Illinois	L	6-20
241-371			

1978 (3-8-0 .273, 3-5-0 .375 MAC)**Coach Bob Kappes**

Sept. 9	Eastern Michigan	W	23-22
Sept. 16	at Purdue	L	0-24
Sept. 23	at Kent	L	14-20
Sept. 30	Central Michigan	L	3-17
Oct. 7	at South Carolina	L	7-24
Oct. 14	Toledo	L	14-28
Oct. 21	at Western Michigan	W	10-7
Oct. 28	Miami	L	16-31
Nov. 4	at Cincinnati	L	0-35
Nov. 11	at Bowling Green	W	19-15
Nov. 18	Northern Illinois	L	14-23
120-246			

1979 (6-5-0 .546, 4-4-0 .500 MAC)**Coach Brian Burke**

Sept. 8	at Minnesota	L	10-24
Sept. 15	Eastern Michigan	W	20-7
Sept. 22	Marshall	W	35-0
Sept. 29	Kent	W	43-13
Oct. 6	at Central Michigan	L	0-26
Oct. 13	at Miami	W	9-7
Oct. 20	at Toledo	L	13-21
Oct. 27	Western Michigan	L	6-20
Nov. 3	at Cincinnati	W	27-7
Nov. 10	at Bowling Green	W	48-21
Nov. 17	at Northern Illinois	L	27-28
238-174			

1980 (6-5-0 .546, 5-4-0 .556 MAC)**Coach Brian Burke**

Sept. 13	at Minnesota	L	14-38
Sept. 20	Eastern Michigan	W	34-6
Sept. 27	Northern Illinois	L	21-22
Oct. 5	at Kent	L	14-15
Oct. 12	Central Michigan	W	24-9
Oct. 19	Miami	W	17-7
Oct. 26	Toledo	W	24-9
Nov. 2	at Western Michigan	L	7-13
Nov. 9	Marshall	W	28-20
Nov. 16	at Ball State	L	18-37
Nov. 23	at Bowling Green	W	21-20
222-196			

1981 (5-6-0 .455, 5-4-0 .556 MAC)**Coach Brian Burke**

Sept. 12	at Minnesota	L	17-19
Sept. 19	Bowling Green	W	23-21
Sept. 26	Ball State	W	30-27
Oct. 3	at Toledo	L	14-21
Oct. 10	Cincinnati	L	9-19
Oct. 17	Eastern Michigan	W	29-7
Oct. 24	at Miami	L	14-40
Oct. 31	Central Michigan	L	21-38
Nov. 7	at Northern Illinois	L	14-38
Nov. 14	Western Michigan	W	37-20
Nov. 21	at Kent	W	20-7
228-257			

1982 (6-5-0 .546, 5-4-0 .556 MAC)**Coach Brian Burke**

Sept. 4	at Bowling Green	L	0-40
Sept. 11	at Minnesota	L	3-57
Sept. 18	Richmond^	W	23-14
Sept. 25	Toledo	W	17-14
Oct. 2	at Ball State	W	34-7
Oct. 9	at Eastern Michigan	W	14-13
Oct. 16	Miami	W	20-0
Oct. 23	at Central Michigan	L	18-42
Oct. 30	Northern Illinois	L	0-36

Nov. 6	at Western Michigan	L	7-16
Nov. 13	Kent	W	24-20
160-259			

^Children's Hospital Benefit played in Columbus, Oh

1983 (4-7-0 .364, 3-6-0 .333 MAC)**Coach Brian Burke**

Sept. 3	at West Virginia	L	3-55
Sept. 10	at Richmond	W	17-10
Sept. 17	Ball State	L	14-31
Sept. 24	Eastern Michigan	W	31-14
Oct. 1	at Toledo	L	0-31
Oct. 8	Central Michigan	L	9-14
Oct. 15	at Kent	W	21-20
Oct. 22	Western Michigan	L	14-16
Oct. 29	at Miami	W	17-14
Nov. 5	Bowling Green	L	20-24
Nov. 12	at Northern Illinois	L	17-41
163-270			

1984 (4-6-1 .409, 4-4-1 .500 MAC)**Coach Brian Burke**

Sept. 1	at West Virginia	L	0-38
Sept. 8	at NC State	L	6-41
Sept. 15	at Ball State	W	31-17
Sept. 22	at Eastern Michigan	W	16-13
Sept. 29	Toledo	T	16-16
Oct. 13	at Central Michigan	L	3-35
Oct. 20	Kent	L	7-19
Oct. 27	at Western Michigan	L	14-33
Nov. 1	Miami	W	24-19
Nov. 8	at Bowling Green	L	7-28
Nov. 15	Northern Illinois	W	10-3
134-262			

1985 (2-9-0 .182, 2-7-0 .222 MAC)**Coach Cleve Bryant**

Sept. 14	at Marshall	L	7-31
Sept. 21	at Duke	L	13-34
Sept. 28	Central Michigan	L	7-13
Oct. 5	at Miami	L	22-29
Oct. 12	Ball State	L	23-36
Oct. 19	Eastern Michigan	L	21-27
Oct. 26	at Toledo	L	10-24
Nov. 2	at Kent	W	33-23
Nov. 9	Western Michigan	W	21-15
Nov. 16	at Northern Illinois	L	7-35
Nov. 23	Bowling Green	L	17-38
181-305			

1986 (1-10-0 .091, 0-8-0 .000 MAC)**Coach Cleve Bryant**

Sept. 6	at Bowling Green	L	16-21
Sept. 13	Marshall	L	7-21
Sept. 20	at Duke	L	7-22
Sept. 27	at Central Michigan	L	27-56
Oct. 4	Miami	L	14-34
Oct. 11	at Ball State	L	9-30
Oct. 18	at Eastern Michigan	L	31-33
Oct. 25	Toledo	L	21-24
Nov. 1	Kent	L	13-17
Nov. 8	at Western Michigan	L	17-45
Nov. 15	Northern Illinois	W	34-26
196-329			

1987 (1-10-0 .091, 0-8-0 .000 MAC)**Coach Cleve Bryant**

Sept. 5	at West Virginia	L	3-23
Sept. 12	Marshall	W	23-15
Sept. 19	at Toledo	L	12-17
Oct. 3	at Kentucky	L	0-28
Oct. 10	Bowling Green	L	7-28
Oct. 17	at Miami	L	9-10
Oct. 24	Kent	L	10-24
Oct. 31	at Eastern Michigan	L	16-34

Nov. 7	Central Michigan	L	17- 31
Nov. 14	at Ball State	L	17- 30
Nov. 21	Western Michigan	L	13- 31
127-271			

1988 (4-6-1 .409, 4-3-1 .563 MAC)**Coach Cleve Bryant**

Sept. 10	at Marshall	L	14- 31
Sept. 17	at Purdue	L	10- 33
Sept. 24	at UNLV	L	18- 26
Oct. 1	Toledo	W	24- 14
Oct. 8	at Bowling Green	L	0- 42
Oct. 15	Miami	W	38- 21
Oct. 22	at Kent	W	21- 14
Oct. 29	Eastern Michigan	T	17- 17
Nov. 5	at Central Michigan	L	10- 42
Nov. 12	Ball State	W	27- 25
Nov. 15	at Western Michigan	L	16- 23
195-288			

1989 (1-9-1 .136, 1-6-1 .188 MAC)**Coach Cleve Bryant**

Sept. 2	at Toledo	L	18- 27
Sept. 9	at Iowa State	L	3- 28
Sept. 16	Eastern Michigan	L	25- 30
Sept. 23	at Vanderbilt	L	10- 54
Sept. 30	at LSU	L	6- 57
Oct. 7	Bowling Green	L	28- 31
Oct. 14	at Miami	T	22- 22
Oct. 21	Kent	W	37- 14
Oct. 28	at Western Michigan	L	13- 28
Nov. 11	at Central Michigan	L	15- 24
Nov. 18	Ball State	L	14- 33
191-349			

1990 (1-9-1 .136, 0-7-1 .063 MAC)**Coach Tom Lichtenberg**

Sept. 1	at #17 Pittsburgh	L	3- 35
Sept. 15	at Eastern Michigan	L	18- 21
Sept. 22	Tennessee Tech	W	42- 32
Sept. 29	Toledo	L	20- 27
Oct. 6	at Bowling Green	T	10- 10
Oct. 13	Miami	L	18- 40
Oct. 20	Kent	L	15- 44
Oct. 27	Western Michigan	L	23- 31
Nov. 3	at Youngstown St.	L	0- 27
Nov. 10	Central Michigan	L	7- 52
Nov. 17	Ball State	L	6- 23
162-342			

1991 (2-8-1 .227, 1-6-1 .187 MAC)**Coach Tom Lichtenberg**

Aug. 31	Central Michigan	T	17- 17
Sept. 14	Tennessee Tech	W	35- 14
Sept. 21	at Mississippi	L	14- 38
Sept. 28	at Western Michigan	L	9- 35
Oct. 5	at Toledo	L	13- 17
Oct. 12	Bowling Green	L	14- 45
Oct. 19	at Miami	L	0- 34
Oct. 26	Kent	W	45- 40
Nov. 2	at Ball State	L	6- 10
Nov. 9	Eastern Michigan	L	10- 13
Nov. 23	at Tulsa	L	13- 45
176-308			

1992 (1-10-0 .091, 1-7-0 .125 MAC)**Coach Tom Lichtenberg**

Sept. 5	at Iowa State	L	9- 35
Sept. 12	at Kent	W	27- 14
Sept. 19	at Central Michigan	L	0- 24
Sept. 26	Western Michigan	L	3- 19
Oct. 3	Akron	L	0- 13
Oct. 10	at Bowling Green	L	14- 31
Oct. 17	Miami	L	21- 23
Oct. 24	at Eastern Michigan	L	6- 7

Oct. 31	Ball State	L	21- 24
Nov. 7	Youngstown St.	L	20- 28
Nov. 14	at Colorado St.	L	24- 35
145-253			

1993 (4-7-0 .364, 4-5-0 .444 MAC)**Coach Tom Lichtenberg**

Sept. 4	at #14 North Carolina	L	3- 44
Sept. 11	at Central Michigan	L	0- 38
Sept. 18	Ball State	L	16- 24
Sept. 25	at Toledo	L	10- 28
Oct. 2	at #21 Virginia	L	7- 41
Oct. 9	Bowling Green	L	0- 20
Oct. 16	Kent	W	15- 10
Oct. 23	at Miami	W	22- 20
Oct. 30	Akron	W	21- 13
Nov. 6	Western Michigan	L	28- 34
Nov. 13	at Eastern Michigan	W	12- 10
134-282			

1994 (0-11-0 .000, 0-9-0 .000 MAC)**Coach Tom Lichtenberg**

Sept. 10	at Pittsburgh	L	16- 30
Sept. 17	Utah State	L	0- 5
Sept. 24	at Ball State	L	14- 21
Oct. 2	Toledo	L	6- 31
Oct. 8	at Bowling Green	L	0- 32
Oct. 15	Miami	L	10- 31
Oct. 22	at Kent	L	0- 24
Oct. 29	Central Michigan	L	10- 22
Nov. 5	at Western Michigan	L	3- 15
Nov. 12	Eastern Michigan	L	13- 24
Nov. 19	at Akron	L	10- 24
82-259			

1995 (2-8-1 .182, 1-6-1 .187 MAC)**Coach Jim Grobe**

Aug. 31	at Iowa State	L	21- 36
Sept. 9	Illinois State	W	14- 6
Sept. 16	Kent	T	28- 28
Sept. 23	at Eastern Michigan	L	20- 31
Sept. 30	at North Carolina	L	0- 62
Oct. 14	Western Michigan	L	17- 34
Oct. 21	at Akron	W	29- 23
Oct. 28	Ball State	L	3- 6
Nov. 4	at Bowling Green	L	7- 33
Nov. 11	Miami	L	2- 30
Nov. 18	at Toledo	L	20- 31
161-320			

1996 (6-6-0 .500, 5-3-0 .625 MAC)**Coach Jim Grobe**

Aug. 29	Akron	W	44- 14
Sept. 7	at Hawai'i	W	21- 10
Sept. 14	at Army	L	20- 37
Sept. 21	at Northwestern	L	7- 8
Oct. 5	Eastern Michigan	W	7- 0
Oct. 12	at Ball State	(OT)	27- 30
Oct. 19	at Kent	W	24- 15
Oct. 26	Bowling Green	W	38- 0
Nov. 2	at Western Michigan	W	38- 0
Nov. 9	at Miami	L	8- 24
Nov. 16	at East Carolina	L	45- 55
Nov. 23	Toledo	L	23- 24
302-237			

1997 (8-3-0 .727, 6-2-0 .750 MAC)**Coach Jim Grobe**

Aug. 28	Kent	W	31- 7
Sept. 6	at Maryland	W	21- 14
Sept. 13	at #20 Kansas State	L	20- 23
Sept. 20	Buffalo	W	50- 0
Sept. 27	Western Michigan	W	31- 7
Oct. 4	at Eastern Michigan	W	47- 7
Oct. 18	Bowling Green	W	24- 0

Oct. 25	at Akron	W	21- 17
Nov. 1	at Northern Illinois	W	35- 30
Nov. 8	Miami	L	21- 45
Nov. 15	at Marshall	L	0- 27
301-177			

1998 (5-6-0 .455, 5-3-0 .625 MAC)**Coach Jim Grobe**

Sept. 3	at NC State	L	31- 34
Sept. 12	at #17 Wisconsin	L	0- 45
Sept. 19	East Carolina	L	14- 21
Sept. 26	at Western Michigan	W	37- 35
Oct. 3	at Bowling Green	L	7- 35
Oct. 10	Marshall	L	23- 30
Oct. 17	Akron	W	28- 14
Oct. 31	at Miami	L	21- 35
Nov. 7	Eastern Michigan	W	49- 21
Nov. 14	Northern Illinois	W	28- 12
Nov. 21	at Kent	W	31- 21
269-303			

1999 (5-6-0 .455, 5-3-0 .625 MAC)**Coach Jim Grobe**

Sept. 4	at Minnesota	L	7- 33
Sept. 11	Northern Iowa	L	21- 36
Sept. 18	at #12 Ohio St.	L	16- 40
Sept. 25	Buffalo	W	45- 6
Oct. 2	Kent	W	31- 3
Oct. 9	at Akron	L	28- 41
Oct. 16	at Eastern Michigan	L	26- 27
Oct. 23	Bowling Green	W	17- 14
Oct. 30	at Ball St.	W	37- 25
Nov. 13	Miami	W	40- 28
Nov. 26	at #12 Marshall	L	3- 34
271-287			

2000 (7-4-0 .636, 5-3-0 .625 MAC)**Coach Jim Grobe**

Sept. 2	at Iowa State	L	15- 25
Sept. 9	at Minnesota	W	23- 17
Sept. 16	Tennessee Tech	W	52- 14
Sept. 23	Akron	L	20- 23
Sept. 30	at Western Michigan	L	10- 23
Oct. 7	Buffalo	W	42- 20
Oct. 14	at Kent State	W	44- 7
Oct. 21	Central Michigan	W	52- 3
Nov. 4	at Miami	L	24- 27
Nov. 11	at Bowling Green	W	23- 21
Nov. 18	Marshall	W	38- 28
343-208			

2001 (1-10-0 .091, 1-7-0 .125 MAC)**Coach Brian Knorr**

Aug. 30	at Akron	L	29- 31
Sept. 8	at West Virginia	L	3- 20
Sept. 22	Iowa State	L	28- 31
Oct. 6	#23 Toledo	L	41- 48
Oct. 13	at Central Michigan	W	34- 3
Oct. 20	Miami	L	24- 36
Oct. 27	Kent State	L	14- 24
Nov. 2	at Buffalo	L	0- 44
Nov. 10	Bowling Green	L	0- 17
Nov. 17	at Marshall	L	18- 42
Nov. 24	at NC State	L	7- 27
198-323			

2002 (4-8-0 .333, 4-4 .500 MAC)**Coach Brian Knorr**

Aug. 31	at Pittsburgh	L	14- 27
Sept. 7	Northeastern	L	0- 31
Sept. 14	at #12 Florida	L	6- 34
Sept. 21	at Connecticut	L	19- 37
Sept. 28	Buffalo	W	34- 32
Oct. 5	at Bowling Green	L	21- 72
Oct. 12	Eastern Michigan	W	55- 27

Oct. 19	at Kent State	W	50- 0
Nov. 2	at Miami	L	20- 38
Nov. 9	Akron	W	27- 10
Nov. 23	Marshall	L	21- 24
Nov. 30	at UCF	L	32- 42
299-374			

2003 (2-10-0 .167, 1-7 .125 MAC)**Coach Brian Knorr**

Aug. 28	SE Missouri St.	W	17- 3
Sept. 6	at Iowa State	L	20- 48
Sept. 13	Minnesota	L	20- 42
Sept. 27	Western Michigan	L	32- 39
Oct. 4	at #16 Northern Illinois	(OT)	23- 30
Oct. 11	UCF	W	28- 0
Oct. 18	at Kentucky	L	14- 35
Oct. 25	at Buffalo	L	17- 26
Nov. 8	Kent State	L	33- 37
Nov. 15	at Akron	L	28- 35
Nov. 22	#23 Miami	L	31- 49
Nov. 28	at Marshall	L	0- 28
263-372			

2004 (4-7-0 .364, 2-6 .250 MAC)**Coach Brian Knorr**

Sept. 4	VMI	W	42- 14
Sept. 11	at Pittsburgh	L	3- 24
Sept. 18	at Miami	L	20- 40
Sept. 25	Buffalo	W	34- 0
Oct. 2	at Kentucky	W	28- 16
Oct. 9	Marshall	L	13- 16
Oct. 16	at Toledo	L	13- 31
Oct. 23	Bowling Green	L	16- 41
Oct. 30	at Kent State	L	16- 42
Nov. 6	at UCF	(OT)	17- 16
Nov. 13	Akron	L	19- 31
221-271			

2005 (4-7-0 .364, 3-5 .375 MAC)**Coach Frank Solich**

Sept. 3	at Northwestern	L	14- 38
Sept. 9	Pittsburgh	(OT)	16- 10
Sept. 17	at #4 Virginia Tech	L	0- 45
Sept. 24	Kent State	W	35- 32
Oct. 8	at Bowling Green	L	14- 38
Oct. 15	at Central Michigan	L	10- 37
Oct. 22	Ball State	W	38- 21
Oct. 29	at Buffalo	W	34- 20
Nov. 4	Toledo	L	21- 30
Nov. 15	at Akron	L	3- 27
Nov. 21	Miami	L	7- 38
192-336			

2006 (9-5-0 .643, 7-1 .875 MAC)**MAC East Champion****Coach Frank Solich**

Sept. 2	UT Martin	W	29- 3
Sept. 9	at Northern Illinois	W	35- 23
Sept. 16	at Rutgers	L	7- 24
Sept. 23	at Missouri	L	6- 31
Sept. 30	Bowling Green	L	9- 21
Oct. 7	Western Michigan	W	27- 20
Oct. 14	at Illinois	W	20- 17
Oct. 21	Buffalo	W	42- 7
Oct. 28	at Kent State	W	17- 7
Nov. 4	at Eastern Michigan	W	16- 10
Nov. 16	Akron	W	17- 7
Nov. 24	at Miami	W	34- 24
MAC Championship Game			
Nov. 30	vs. Central Michigan	L	10- 31
GMAC Bowl			
Jan. 7	vs. Southern Miss.	L	7- 28

276-253

2007 (6-6 .500, 4-4 .500 MAC)**Coach Frank Solich**

Sept. 1	Gardner-Webb	W	36-14
Sept. 8	at Louisiana-Lafa	W	31-23
Sept. 15	at Virginia Tech	L	7-28
Sept. 22	Wyoming	L	33-34
Sept. 29	Kent State	L	25-33
Oct. 6	at Buffalo	L	10-31
Oct. 13	Eastern Michigan	W	48-42
Oct. 20	at Toledo	L	0-43
Oct. 27	at Bowling Green	W	38-27
Nov. 2	Temple	W	23-7
Nov. 7	at Akron	L	37-48
Nov. 24	Miami	W	38-29
366-359			

2008 (4-8 .333, 3-5 .600 MAC)**Coach Frank Solich**

Aug. 30	at Wyoming	L	21-20
Sept. 6	at Ohio State	L	26-14
Sept. 13	Central Michigan	L	31-28
Sept. 20	at Northwestern	L	16-8
Sept. 27	VMI	W	51-31
Oct. 4	at Western Michigan	L	41-20
Oct. 11	at Kent State	W	26-19
Oct. 21	at Temple	L	14-10
Oct. 28	Buffalo	L	32-19
Nov. 8	at Bowling Green	L	28-3
Nov. 22	Akron	W	49-42
Nov. 28	at Miami	W	42-26
289-327			

2009 (9-5 .643, 7-1 .875 MAC)**MAC East Champion****Coach Frank Solich**

Sept. 5	UConn	L	16-23
Sept. 12	at North Texas (20T)	W	31-30
Sept. 19	Cal Poly	W	28-10
Sept. 26	at Tennessee	L	23-34
Oct. 3	at Bowling Green	W	44-37
Oct. 10	at Akron	W	19-7
Oct. 17	Miami	W	28-8
Oct. 24	Kent State	L	11-20
Oct. 31	at Ball State	W	20-17
Nov. 10	at Buffalo	W	27-24
Nov. 21	Northern Illinois	W	38-31
Nov. 27	Temple	W	35-17

MAC Championship at Ford Field

Dec. 4	Central Michigan	L	10-20
--------	------------------	---	-------

Little Caesars Pizza Bowl at Ford Field

Dec. 26	Marshall	L	17-21
347-299			

2010 (8-5 .615, 6-2 .750 MAC)**Coach Frank Solich**

Sept. 4	Wofford	W	33-10
Sept. 11	Toledo	L	13-20
Sept. 18	at #2 Ohio State	L	7-43
Sept. 25	at Marshall	L	23-24
Oct. 2	at Eastern Michigan	W	30-17
Oct. 9	Bowling Green	W	49-25
Oct. 16	Akron	W	38-10
Oct. 23	at Miami	W	34-13
Oct. 30	Louisiana	W	38-31
Nov. 4	Buffalo	W	34-17
Nov. 16	at Temple	W	31-23
Nov. 26	at Kent State	L	6-28

New Orleans Bowl at The Superdome

Dec. 18	vs Troy	L	21-48
---------	---------	---	-------

2011 (10-4 .714, 6-2 .750 MAC)**MAC East Champion****Famous Idaho Potato Bowl Champions****Coach Frank Solich**

Sept. 3	New Mexico State	W	44-24
Sept. 10	Gardner-Webb	W	30-3
Sept. 17	Marshall	W	44-7
Sept. 24	at Rutgers	L	26-38
Oct. 1	Kent State	W	17-10
Oct. 8	at Buffalo	L	37-38
Oct. 15	Ball State	L	20-23
Oct. 22	at Akron	W	37-20
Nov. 2	Temple	W	35-31
Nov. 10	at Central Michigan	W	43-28
Nov. 16	at Bowling Green	W	29-28
Nov. 22	Miami	W	21-14

MAC Championship at Ford Field

Dec. 2	Northern Illinois	L	20-23
--------	-------------------	---	-------

Famous Idaho Potato Bowl

Dec. 17	Utah State	W	24-23
427-310			

2012 (9-4 .692, 4-4 .500 MAC)**Advocare V100 Independence Bowl Champions****Coach Frank Solich**

Sept. 1	at Penn State	W	24-14
Sept. 8	New Mexico State	W	51-24
Sept. 15	at Marshall	W	27-24
Sept. 22	Norfolk State	W	44-10
Sept. 29	at Massachusetts	W	37-34
Oct. 6	Buffalo	W	38-31
Oct. 13	Akron	W	34-28
Oct. 27	at Miami	L	23-20
Nov. 1	Eastern Michigan	W	45-14
Nov. 7	Bowling Green	L	26-14
Nov. 14	at Ball State	L	52-27
Nov. 23	at No. 23 Kent State	L	28-6

Advocare V100 Independence Bowl

Dec. 28	Louisiana-Monroe	W	45-14
412-322			

2013 (7-6 .538, 4-4 .500 MAC)**Coach Frank Solich**

Sept. 1	at No. 9 Louisville	L	49-7
Sept. 7	North Texas	W	27-21
Sept. 14	Marshall	W	34-31
Sept. 21	Austin Peay	W	38-0
Oct. 5	at Akron	W	43-3
Oct. 12	Central Michigan	L	26-23
Oct. 19 a	t Eastern Michigan	W	56-28
Oct. 26	Miami	W	41-16
Nov. 5 at	Buffalo	L	30-3
Nov. 12	at Bowling Green	L	49-0
Nov. 19	Kent State	L	44-13
Nov. 29	Massachusetts	W	51-23

Beef 'O' Brady's Bowl

Dec. 23	East Carolina	L	37-20
356-357			

2014 (6-6 .500, 4-4 .500 MAC)**Coach Frank Solich**

Aug. 30	at Kent State	W	17-14
Sept. 6	at Kentucky	L	20-3
Sept. 13	at Marshall	L	44-14
Sept. 20	Idaho	W	36-24
Sept. 27	Eastern Illinois	W	34-19
Oct. 4	at Central Michigan	L	28-10
Oct. 11	Bowling Green	L	31-13
Oct. 18	Akron	W	23-20
Oct. 25	at Western Michigan	L	42-21
Nov. 5	Buffalo	W	37-14
Nov. 18	Northern Illinois	L	21-14
Nov. 25	at Miami	W	24-21

2015 (8-6 .571, 5-3 .625 MAC)**Coach Frank Solich**

Sept. 3	at Idaho	W	45-28
Sept. 12	Marshall	W	21-10
Sept. 19	SE Louisiana	W	35-14
Sept. 26	at Minnesota	L	27-24
Oct. 3	at Akron	W	14-12
Oct. 10	Miami	W	34-30
Oct. 17	Western Michigan	L	49-14
Oct. 24	at Buffalo	L	41-17
Nov. 4	at Bowling Green	L	62-24
Nov. 10	Kent State	W	27-0
Nov. 17	Ball State	W	48-31
Nov. 24	at Northern Illinois	W	26-21

Raycom Media Camellia Bowl

Dec. 19	Appalachian State	L	31-29
---------	-------------------	---	-------

2016 (8-6 .571, 6-2 .750 MAC)**Coach Frank Solich**

Sept. 3	Texas State	L (30T)	56-54
Sept. 10	at Kansas	W	37-21
Sept. 17	at No. 15 Tennessee	L	28-19
Sept. 24	Gardner-Webb	W	37-21
Oct. 1	at Miami*	W	17-7
Oct. 8	Bowling Green*	W	30-24
Oct. 15	Eastern Mich.*	L	27-20
Oct. 22	at Kent State*	W	14-10

Oct. 27	at Toledo*	W	31-26
Nov. 3	Buffalo*	W	34-10
Nov. 15	at Central Mich.*	L	27-20
Nov. 22	Akron*	W	9-3

Marathon MAC Championship

Dec. 2	No. 17 Western Mich.	L	29-23
--------	----------------------	---	-------

Dollar General Bowl

Dec. 23	Troy	L	28-23
---------	------	---	-------

2017 (8-4 .667, 5-3 MAC .625)**Coach Frank Solich**

Sept. 2	Hampton	W	59-0
Sept. 8	at Purdue	L	44-21
Sept. 16	Kansas	W	42-30
Sept. 23	at Eastern Michigan*	W (OT)	27-20
Sept. 30	at UMass	W	58-50
Oct. 7	Central Michigan*	L	26-23
Oct. 14	at Bowling Green*	W	48-30
Oct. 21	Kent State*	W	48-3
Oct. 31	Miami*	W	45-28
Nov. 8	Toledo*	W	38-10
Nov. 14	at Akron*	L	37-34
Nov. 24	at Buffalo	L	31-24

All-Time MAC Finishes

Year	Record	Place
1947	1-3-0	4th
1948	2-3-0	4th
1949	2-2-0	3rd
1950	2-2-0	3rd
1951	2-2-0	4th
1952	5-2-0	3rd
1953	5-0-1	1st
1954	5-2-0	3rd
1955	3-3-0	4th
1956	2-4-0	t-4th
1957	1-4-1	t-5th
1958	2-4-0	t-4th
1959	4-2-0	2nd
1960	6-0-0	1st
1961	3-2-1	4th
1962	5-1-0	2nd
1963	5-1-0	1st
1964	3-2-1	4th
1965	0-6-0	7th
1966	3-3-0	4th
1967	5-1-0	t-1st
1968	6-0-0	1st
1969	2-3-0	t-3rd
1970	3-2-0	t-2nd
1971	2-3-0	t-3rd
1972	1-4-0	6th
1973	2-3-0	t-3rd
1974	3-2-0	t-2nd
1975	3-3-1	6th
1976	6-2-0	t-2nd
1977	0-8-0	10th
1978	3-5-0	t-5th
1979	4-4-0	t-4th
1980	5-4-0	t-5th
1981	5-4-0	t-5th
1982	5-4-0	t-5th
1983	3-6-0	8th
1984	4-4-1	4th
1985	2-7-0	10th
1986	0-8-0	9th
1987	0-8-0	9th
1988	4-3-1	5th
1989	1-6-1	t-7th
1990	0-7-1	9th
1991	1-6-1	8th
1992	1-7-0	t-9th
1993	4-5-0	6th
1994	0-9-0	10th
1995	1-6-1	9th
1996	5-3-0	4th
1997	6-2-0	t-2nd/East
1998	5-3-0	t-3rd/East
1999	5-3-0	t-3rd/East
2000	5-3-0	t-3rd/East
2001	1-7-0	7th/East
2002	4-4-0	4th/East
2003	1-7-0	t-6th/East
2004	2-6-0	t-5th/East
2005	3-5-0	4th/East
2006	7-1-0	1st/East
2008	3-5-0	t-4th/East
2009	7-1-0	1st/East
2010	6-2-0	t-1st/East
2011	6-2-0	1st/East
2012	4-4-0	3rd/East
2013	4-4-0	3rd/East
2014	4-4-0	2nd/East
2015	5-3-0	2nd/East
2016	6-2-0	1st/East
2017	5-3-0	2nd/East

Bold indicates MAC champions



SERIES RECORDS

OHIO BOBCATS FOOTBALL

OPPONENT	FIRST	LAST	G	W	L	T	OPPONENT	FIRST	LAST	G	W	L	T
Akron	1919	2016	33	19	13	1	Morris Harvey	1921	1955	7	7	0	0
Appalachian State	2015	2015	1	0	1	0	Mount Union	1907	1914	3	1	2	0
Army	1996	1996	1	0	1	0	Murray State	1945	1946	2	1	1	0
Athens HS	1904	1904	1	1	0	0	Muskingum	1897	1946	16	13	0	3
Austin Peay	2013	2013	1	1	0	0	Navy	1932	1932	1	1	0	0
Ball State	1975	2015	24	9	15	0	Nelsonville	1899	1899	1	1	0	0
Baldwin-Wallace	1917	1946	6	6	0	0	Nevada-Las Vegas	1988	1988	1	0	1	0
Bethany	1902	1922	5	1	3	1	New Mexico State	2011	2012	2	2	0	0
Boston College	1966	1966	1	1	0	0	North Carolina	1974	1995	3	0	3	0
Boston University	1960	1960	1	1	0	0	NC State	1984	2001	3	0	3	0
Bowling Green	1945	2016	68	26	40	2	Norfolk State	2012	2012	1	1	0	0
Buchtel	1912	1912	1	0	1	0	North Texas	2009	2013	2	2	0	0
Buckhannon	1904	1906	2	1	1	0	Northeastern	2002	2002	1	0	1	0
Buffalo	1949	2016	23	14	9	0	Northern Illinois	1968	2015	21	10	11	0
Butler	1930	1950	10	8	1	1	Northern Iowa	1999	1999	1	0	1	0
Cal Poly	2009	2009	1	1	0	0	Northwestern	1973	2008	4	1	3	0
Camp Sherman	1918	1918	1	1	0	0	Oberlin	1916	1924	4	1	3	0
Carnegie Tech	1917	1917	1	0	1	0	Ohio Medical	1897	1899	3	1	2	0
Central Michigan	1972	2016	31	5	24	2	Ohio Northern	1905	1947	12	6	5	1
Chillicothe	1896	1896	1	1	0	0	Ohio State	1899	2010*	7	0	6	0
Chillicothe YMCA	1896	1896	1	1	0	0	Ohio St. Freshman	1918	1918	1	1	0	0
Cincinnati	1896	1981	50	23	23	4	Otterbein	1897	1922	18	9	7	2
Colorado State	1992	1992	1	0	1	0	Ohio Wesleyan	1895	1947	33	16	12	5
Columbia	1921	1921	1	1	0	0	Parker HS	1895	1896	2	1	0	1
Columbus East HS	1906	1906	1	1	0	0	Parkersburg AC	1900	1902	2	0	2	0
Connecticut	2002	2009	2	0	2	0	Parkersburg HS	1901	1908	3	1	1	1
D & D Institute	1897	1907	2	2	0	0	Parkersburg YMCA	1907	1907	2	1	0	1
Dayton	1930	1970	22	14	8	0	Penn State	1967	2012	6	1	5	0
Dayton YMCA	1898	1898	1	1	0	0	Pittsburgh	1910	2005	6	1	5	0
Delaware	1961	1963	2	1	1	0	Portsmouth	1896	1896	1	1	0	0
Denison	1896	1931	22	13	8	1	Purdue	1933	1978	7	0	7	0
Depauw	1931	1931	1	1	0	0	Richmond	1968	1983	3	2	1	0
Duke	1985	1986	2	0	2	0	Rio Grande	1923	1937	9	9	0	0
Duquesne	1948	1948	1	1	0	0	Rutgers	1937	2011	3	1	2	0
East Carolina	1996	1998	2	0	2	0	Simpson	1931	1931	1	1	0	0
Eastern Illinois	2014	2014	1	1	0	0	South Carolina	1973	1978	2	0	2	0
Eastern Kentucky	1951	1951	1	0	1	0	SE Louisiana	2015	2015	1	1	0	0
Eastern Michigan	1976	2016	31	18	12	1	SE Missouri St.	2003	2003	1	1	0	0
Florida	2002	2002	1	0	1	0	Southern Illinois	1960	1960	1	1	0	0
Florida State	1956	1956	1	0	1	0	Southern Mississippi	2006	2006	1	0	1	0
Franklin	1932	1933	2	2	0	0	Syracuse	1916	1921	2	0	2	0
Furman	1940	1940	1	1	0	0	Temple	2007	2011	5	4	1	0
Gallipolis	1903	1903	1	1	0	0	Tennessee	2009	2016	2	0	2	0
Gardner-Webb	2007	2016	3	3	0	0	Tennessee-Martin	2006	2006	1	1	0	0
Georgetown	1932	1934	2	2	0	0	Tennessee Tech	1990	2000	3	3	0	0
Harvard	1953	1957	3	0	3	0	Texas State	2016	2016	1	0	1	0
Hawaii	1996	1996	1	1	0	0	Toledo	1925	2016	52	20	31	1
Heidelberg	1909	1920	3	0	2	1	Transylvania	1915	1933	2	2	0	0
Idaho	1972	2015	4	3	1	0	Troy	2010	2016	1	0	2	0
Illinois	1935	2006	5	3	2	0	Tulane	1971	1972	2	1	1	0
Illinois State	1995	1995	1	1	0	0	Tulsa	1991	1991	1	0	1	0
Indiana	1929	1955	5	1	4	0	UCF	2002	2004	3	2	1	0
Indiana (Pa.)	1957	1957	1	1	0	0	Utah State	1994	2011	2	1	1	0
Iowa State	1962	2003	7	0	7	0	Vanderbilt	1989	1989	1	0	1	0
John Carroll	1935	1936	2	2	0	0	Virginia	1993	1993	1	0	1	0
Kansas	1967	2016	2	2	0	0	VMI	2004	2008	2	2	0	0
Kansas State	1997	1997	1	0	1	0	Virginia Tech	1971	2007	4	0	4	0
Kent State	1936	2016	69	42	25	2	Wash. & Jefferson	1900	1905	2	0	2	0
Kentucky	1971	2014	5	2	3	0	Washington & Lee	1948	1948	1	0	1	0
Kentucky State	1910	1910	1	1	0	0	Wayne	1938	1938	1	1	0	0
Kenyon	1911	1924	7	6	0	1	West Liberty	1928	1930	3	2	0	1
Lancaster	1895	1895	1	1	0	0	West Reston	1912	1912	1	0	1	0
Louisiana	2007	2010	2	2	0	0	West Texas State	1962	1965	3	1	2	0
Louisiana-Monroe	2012	2012	1	1	0	0	West Virginia	1897	2001	16	4	12	0
LSU	1989	1989	1	0	1	0	W. Va. Wesleyan	1909	1912	2	0	2	0
Louisville	1956	2013	5	2	3	0	Western Kentucky	1939	1941	2	1	1	0
Massachusetts	2012	2013	2	2	0	0	Western Michigan	1939	2016	62	28	33	1
Marietta	1894	1929	33	13	17	3	Western Pennsylvania	1902	1902	1	0	1	0
Marshall	1905	2015	59	33	20	6	Western Reserve	1922	1954	16	9	6	1
Maryland	1965	1997	2	1	1	0	William & Mary	1967	1976	4	2	2	0
Mercer Business	1903	1904	2	2	0	0	Wilmington	1909	1930	4	3	1	0
Miami (Ohio)	1908	2016	93	39	52	2	Wisconsin	1998	1998	1	0	1	0
Michigan	1927	1927	1	0	1	0	Wittenberg	1900	1933	17	7	9	1
Minnesota	1969	2015	11	1	9	1	Wofford	2010	2010	1	1	0	0
Mississippi	1991	1991	1	0	1	0	Wooster	1913	1917	4	2	2	0
Missouri	2006	2006	1	0	1	0	Wyoming	2007	2008	2	0	2	0
							Xavier	1922	1969	19	11	8	0
							Youngstown State	1940	1992	7	4	3	0

2017 opponents in bold



By Victories

COACH	W	L	T	PCT.
Don Peden	121	46	11	.711
Bill Hess	108	91	4	.542
Frank Solich	88	67	0	.571
Carroll Widdoes	42	36	5	.536
Jim Grobe	33	33	1	.500
Brian Burke	31	34	1	.478
Mark Banks	22	17	2	.561
Art McFarland	13	10	1	.562
Russ Finsterwald	13	10	1	.562
Brian Knorr	11	35	0	.239
Cleve Bryant	9	44	2	.182
Tom Lichtenberg	8	45	2	.145
Warwick Ford	7	2	0	.778
Frank Gullum	7	5	1	.577
Art Jones	6	1	2	.778
Harold Wise	6	11	1	.361
Frank Remsburg	4	2	1	.643
Fred Sullivan	4	6	0	.400
Arthur Hinaman	4	10	3	.323
F. B. Heldt	3	5	1	.389
Bob Kappes	3	8	0	.273
Harvey Deme	2	3	0	.400
Henry Hart	2	4	1	.357
Karl Core	2	4	1	.357
Joseph Railsbeck	2	5	2	.333
Robert Woods	2	10	3	.233
Pete McLaren	1	2	1	.375
Harold Monosmith	0	5	1	.083
No Coach	0	1	0	.000

By Percentage (min. 20 games)

COACH	W	L	T	PCT.
Don Peden	121	46	11	.711
Frank Solich	96	71	0	.575
Art McFarland	13	10	1	.562
Russ Finsterwald	13	10	1	.562
Mark Banks	22	17	2	.561
Bill Hess	108	91	4	.542
Carroll Widdoes	42	36	5	.536
Jim Grobe	33	33	1	.500
Brian Burke	31	34	1	.478
Brian Knorr	11	35	0	.239
Cleve Bryant	9	44	2	.182
Tom Lichtenberg	8	45	2	.145

Others ...

Warwick Ford	7	2	0	.778
Art Jones	6	1	2	.778
Frank Remsburg	4	2	1	.643
Frank Gullum	7	5	1	.577
Fred Sullivan	4	6	0	.400
Harvey Deme	2	3	0	.400
F. B. Heldt	3	5	1	.389
Pete McLaren	1	2	1	.375
Harold Wise	6	11	1	.361
Karl Core	2	4	1	.357
Henry Hart	2	4	1	.357
Joseph Railsbeck	2	5	2	.333
Arthur Hinaman	4	10	3	.323
Bob Kappes	3	8	0	.273
Robert Woods	2	10	3	.233
Harold Monosmith	0	5	1	.083
No Coach	0	1	0	.000

SEASONS

1924-46

1958-77

2005-Present

1949-57

1995-00

1979-84

1913-17

1906-08

1920-22

2001-04

1985-89

1990-94

1897

1918-19

1901

1947-48

1896

1899, 1903

1911-12

1923

1978

1895

1904

1900


1905

1909-10

1898

1902

1894



Ohio's home field is named for the Bobcats' all-time winningest coach, Don Peden



Carol Widdoes posted winning records in six of his nine seasons. His 42 wins ranks fourth all-time.



Frank Solich has won nine-or-more games three times in his tenure at Ohio. Ohio has won nine-or-more games six times

1947

Ed Zednik OG First Team

1948

John Marco E First Team
Jim McKenna HB Second Team
Milt Taylor OG Second Team

1949

Al Scheider OT First Team
Milt Taylor OG First Team
John Marco E Second Team

1950

Al Scheider OT First Team
Al Dunn OT Second Team
Demus Jones OG Second Team
Quinn Stumpf FB Second Team

1951

Lowell Anderson C First Team
Ed Roberts HB First Team
Al Scheider OT First Team

1952

Vince Costello C Second Team

1953

Lowell Anderson C First Team
Bill Frederick QB First Team
Bob Penrod OG First Team
Lou Sawchik E First Team
Ted Jackson FB Second Team
Stan Maschino OT Second Team
John Schwab OG Second Team

1954

Erland Ahlberg HB First Team
John Schwab OG Second Team

1955

Erland Ahlberg HB Second Team
Dick Perkins OG Second Team
Vernon Smith FB Second Team

1956

Ron Fenik OT Second Team
Paul Gallagher E Second Team
Dick Perkins OG Second Team

1957

Ron Fenik OT First Team
Larry Buckles FB Second Team
Paul Gallagher E Second Team

1959

Bob Brooks FB First Team
Joe Dean OG First Team
Dick Grecni C First Team
Bob Harrison HB First Team
Joe Trevis OT First Team
Dave Wagner QB First Team
Jim Massarelli E Second Team

1960

Bob Brooks FB First Team
Joe Dean OG First Team
Dick Grecni C First Team
Bob Harrison HB First Team
Dave Wagner QB First Team
George Belu E Second Team
Jim Massarelli E Second Team
Ted Stute OT Second Team

1961

Ted Stute OT Second Team
Jim Pugh OG Second Team

1962

Bob Babbitt QB First Team
Skip Hoovler OG First Team
Dick Schulz OT First Team
Jim Albert HB Second Team
Chuck Nicholson OT Second Team
John Trevis E Second Team

1963

Jim Albert HB First Team
Ron Fowlkes E First Team

Skip Hoovler C
Ron Stepsis OT

1964

Ron Fowlkes E First Team
John Frick T First Team
Skip Hoovler LB First Team
Ron Stepsis OT First Team
Lance Tiyger OG First Team
Chuck Turner E First Team

1966

Bob Brown P First Team
Ken Carmon OT First Team
Bill Biggs E Second Team
Frank Spolrich OG Second Team
Charles Williams DB Second Team

1967

Ken Carmon OT First Team
Dick Conley HB First Team
Bob Beach DE Second Team
Jim Brown DT Second Team
Cleve Bryant QB Second Team
Bob Jackson DB Second Team
Frank Peters OT Second Team
Todd Snyder E Second Team
Frank Spolrich OG Second Team

1968

Cleve Bryant QB First Team
Ken Carmon OT First Team
Bob Houmard FB First Team
Dave LeVeck HB First Team
Steve Robinson LB First Team
Jeff Robison C First Team
Todd Snyder E First Team
Frank Peters OT Second Team
Craig Rader DB Second Team
Phil Swindell TE Second Team

1969

Steve Robinson LB First Team
Todd Snyder E First Team
Tom James DT Second Team
Dave LeVeck HB Second Team
Mike Schott DB Second Team

1970

Bob Allen FL First Team
Al Benton OT First Team
Dave Juenger E Second Team
Don Caldwell OT Second Team

1971

Bob Allen E First Team
Al Benton E First Team
Don Caldwell OT First Team
Jack LeVeck LB First Team
Larry Fields DE Second Team
Bill Gary TB Second Team
Rick Hawkins HB Second Team
Dave Juenger QB Second Team
Norm Koury OG Second Team
Steve Skiver QB Second Team

1972

Don Caldwell OT First Team
Bert Dampier DB First Team
Dave Juenger FL First Team
Jeff Beams DT Second Team
Rich Bevely QB Second Team

1973

Jeff Beams OT First Team
Ed Madison OG Second Team
Dave Houseton HB Second Team
Gary Dourm DT Second Team
Mike Nugent DB Second Team

1974

Gary Dourm DT First Team
L. C. Lyons RB First Team
Ed Madison OG First Team

First Team
Second Team

Mike Nugent DB First Team
Rich Bevely QB Second Team
Wally Sonnie DE Second Team
Roger Koepfle LB Second Team

1975

Rod Day DT First Team
Mike Green E/P First Team
Ed Madison OG First Team
Steve Miller DE Second Team
Arnold Welcher HB Second Team

1976

Steve Groves DE First Team
Greg Lockett LB First Team
Bob Weidaw OG First Team
Arnold Welcher HB First Team
Joe Callan DB Second Team
Lyle Govert DB Second Team
Tom Kauffman OT Second Team

1977

Andy Vetter QB First Team
Mark Geisler TE Second Team
Nigel Turpin WR Second Team

1978

Kevin Babcock HB First Team
Steve Milano OT First Team
Mark Geisler TE Second Team
Jim Givens DB Second Team
Don Puthoff C Second Team

1979

Mark Geisler TE First Team
Kevin Babcock HB First Team
Steve Green PK/P First Team
Steve Groves DE First Team
Joe Callan DB First Team

1980

Tony Carifa HB First Team
Don Puthoff C First Team
Ray Bloch OT Second Team
Sammy Shon QB Second Team
Greg Byrne NG Second Team
Frank Komar LB Second Team
Jeff Bramley DT Honorable Mention
Neal Seymour DE Honorable Mention

1981

Ron Harter PK First Team
Sammy Shon QB First Team
Greg Bryne NG Second Team
Frank Komar LB Second Team
Shawn Silcott TE Honorable Mention

1982

Donny Harrison QB Honorable Mention
Mike Mangen LB Honorable Mention
David Moore OT Honorable Mention
Eddie Washington WR Honorable Mention

1983

Eddie Washington WR First Team
Sherman Carter DT Second Team
Donny Harrison QB Honorable Mention
Mike Mangen LB Honorable Mention

1984

Brian Bertoia OT Second Team
Glenn Hunter RB Second Team
Shawn Bonner DB Honorable Mention
Tom Kennedy DE Honorable Mention

1985

Jesse Owens RB First Team
Brian Mays LB Honorable Mention
Dennis Swearingen QB Honorable Mention

1986

Tom Compennolle WR Second Team
Jesse Owens RB Second Team
Shawn Bonner DB Second Team
Mike Fultz P Honorable Mention

1987

John Caldwell RB Second Team
Tom Kutz LB Honorable Mention
Ron Rogers OT Honorable Mention



1988

John Evangelista	DT	Second Team
Dean Nance	OG	Second Team
Don Shimek	OT	Second Team
Larry Hargrove	DB	Honorable Mention

1989

Bill Garrett	LB	First Team
Andrew Greer	RB	First Team
Larry Hargrove	DB	First Team
Tim Pringle	DB	Honorable Mention
Don Shimek	OT	Honorable Mention

1991

Tim Curtis	RB	First Team
Jason Carthen	LB	Second Team
Richard Hill	WR	Second Team
David Hoyng	P	Honorable Mention

1992

Jason Carthen	DL	First Team
Tim Curtis	RB	Second Team
Dale Leisenheimer	C	Second Team

1993

Tim Curtis	RB	First Team
Darren Reese	OL	First Team
Brian Jepson	TE	Second Team
Tony Poole	DB	Second Team

1994

Andy Canter	OL	Second Team
Mario Daniel	DL	Second Team

1995

Damiso Johnson	DB	Second Team
Benny King	LB	Second Team

1996

Jason Caudill	OG	First Team
Mario Daniel	DT	First Team
Dennis Fitzgerald	FS	Second Team
Stevland Hookfin	FB	Second Team
Tom Carder	LB	Honorable Mention
Bobby Holloway	DL	Honorable Mention
Mike Solominsky	OL	Honorable Mention

1997

Tevell Jones	CB	First Team
Dennis Fitzgerald	FS	Second Team
Stevland Hookfin	FB	Second Team
Andre Jackson	LB	Second Team

1998

Tom Carder	LB	First Team
Stevland Hookfin	RB	First Team
Mike Varone	C	First Team
Dave Zastudil	P	First Team
Leigh Barbour	LB	Second Team
Geno Walsh	DL	Second Team

1999

Dave Zastudil	P	First Team
Mike Varone	C	Second Team
Nick Glowacki	OL	Second Team
Donnie White	DB	Honorable Mention

2000

Dave Zastudil	P	First Team
Chad Brinker	RB	Second Team
Zach Holt	OL	Second Team
Damion Washington	DL	Second Team
Matt Weikert	LB	Second Team

2001

Dave Zastudil	P	First Team
---------------	---	------------

2002

Chad Brinker	RB	First Team
Bop White	DB	Second Team

2004

Kevin Carberry	DE	Second Team
----------------	----	-------------

2005

Dion Byrum	CB	First Team
Kalvin McRae	RB	First Team

Matt Muncy
Matthew Miller

LB
P

First Team
Honorable Mention

2006

Matt Coppage
Kalvin McRae
Matt Muncy
T.J. Wright
Landon Cohen
Jameson Hartke
Tyler Russ

OT
RB
LB
CB
DT
DE
LB

First Team
First Team
First Team
First Team
Second Team
Second Team
Second Team

2007

Micahel Braunstein
Kalvin McRae
Matt Miller
Andrew Mooney
Landon Cohen
Jameson Hartke

K
RB
OG
TE
DT
DE

First Team
First Team
First Team
Second Team
Second Team
Third Team

2008

Josh Leuck
Andrew Mooney
Noah Keller
Jameson Hartke
Steven Jackson

OL
TE
OLB
DE
DB

First Team
Second Team
Second Team
Second Team
Third Team

2009

Matt Weller
Lee Renfro
Chris Garrett
Taylor Price
LaVon Brazill
Noah Keller
Thad Turner
Joe Flading
Chris Rodgers
Ernie Hodge
Gerald Moore

PK
OLB
KOR
WR
WR/PR
ILB
DB
OL
OL
DL
DB

First Team
First Team
First Team
Second Team
Second Team
Second Team
Second Team
Third Team
Third Team
Third Team

2010

Joe Flading
AJ Strum
Jordan Thompson
Stafford Gatling
Donovan Fletcher
Steven Jackson
Terrence McCrae

OL
LT
TE
DE
S
S
WR

First Team
Second Team
Second Team
Second Team
Second Team
Second Team
Third Team

2011

Joe Flading
Eric Herman
LaVon Brazill
Matt Weller
Noah Keller
Tremayne Scott
Travis Carrie
Tyler Tettleton
AJ Strum
Donte' Harden
Donte' Harden

OL
OL
WR
PK
LB
DL
CB
QB
LT
RB
KR

First Team
Second Team
Second Team
Second Team
Second Team
Second Team
Second Team
Third Team
Third Team
Third Team

Special Teams Player of the Year -Matt Weller

2012

Matt Weller
Eric Herman
Skyler Allen
Beau Blankenship
Alphonso Lewis
Neal Huynh

K
OL
OL
RB
LB
DL

Second Team
Second Team
Second Team
Second Team
Third Team
Third Team

2013

Travis Carrie
Devin Bass
Donte Foster
Devin Bass
Josiah Yazdani
Travis Carrie

PR
KR
WR
CB
K
CB

First Team
First Team
Second Team
Second Team
Second Team
Third Team

2014

Daz Patterson
Lucas Powell
Tarrell Basham
Jovon Johnson

PR
OL
DL
LB

Second Team
Third Team
Third Team
Third Team

Four-Time First-Team All-MAC		
Dave Zastudil	P	1998-01
Three-Time First-Team All-MAC		
Kalvin McRae	RB	2005-07
Ken Carmon	OT	1966-68
Skip Hoovler	OG	1962-64
Al Scheider	OT	1949-51
Two-Time First-Team All-MAC		
Bob Allen	FL	1970-71
Lowell Anderson	C	1951, 53
Kevin Babcock	HB	1978-79
Al Benton	OT	1970-71
Bob Brooks	FB	1959-60
Don Caldwell	OT	1971-72
Tim Curtis	RB	1991, 93
Joe Dean	OG	1959-60
Joe Flading	OT	2010-11
Ron Fowlkes	E	1963-64
Dick Grecni	C	1959-60
Steve Groves	DE	1978-79
Bob Harrison	HB	1959-60
Ed Madison	OG	1974-75
Matt Muncy	LB	2005-06
Steve Robinson	LB	1968-69
Todd Snyder	E	1968-69
Dave Wagner	QB	1959-60
Quentin Poling	LB	2016-17

2015

Ian Wells	CB	Second Team
Quentin Poling	LB	Third Team
Sebastian Smith	WR	Third Team
Lucas Powell	OL	Third Team
Mike McQueen	OL	Third Team

2016

Tarell Basham	DE	First Team
Blair Brown	LB	First Team
Quentin Poling	LB	First Team
Louie Zervos	K	First Team
Javon Hagan	S	Second Team
Troy Watson	OL	Second Team
Michael Farkas	P	Third Team
Jake Pruehs	OL	Third Team
Casey Sayles	DL	Third Team
Sebastian Smith	WR	Third Team

Defensive Player of the Year - Tarell Basham

Freshman of the Year - Javon Hagan

2017

Quentin Poling	LB	First Team
Joe Anderson	OL	Second Team
Javon Hagan	S	Second Team
Joe Lowery	OL	Second Team
Chad Moore	LB	Second Team
A.J. Ouellette	RB	Second Team
Jake Pruehs	OL	Second Team
Nathan Rourke	QB	Second Team
Papi White	WR	Second Team
Bradd Ellis	CB	Third Team
Papi White	PR	Third Team
Louie Zervos	K	Third Team



BOB BROOKS | RB | 1960

Brooks led the 1960 team that went 10-0 and won both the MAC title and the small school national championship with 830 rushing yards and eight touchdowns. He still ranks eighth on Ohio's career rushing list.

CLEVE BRYANT | QB | 1968

Bryant quarterbacked the 1968 team to a MAC championship and a berth in the Tangerine Bowl where he threw a school-record four touchdown passes. He was inducted into the Tangerine Bowl Hall of Fame in 1988, and coached the Bobcats from 1985-89 list.

LAVON BRAZILL | PR | 2009

The only Division I player with three punt returns for touchdowns during the 2009 season, then-junior Brazill was named second-team All-America by Sporting News, fourth-team by Phil Steele and honorable mention by SI.com

DION BYRUM | CB | 2005

Byrum had six interceptions and led the country with three defensive touchdowns in 2005. A semifinalist for the Thorpe Award, he was named first-team All-America by the AFCA and earned second-team honors from the *Associated Press* and *Sports Illustrated*.

JOE CALLAN | DB | 1979

Callan led the nation with nine interceptions in 1979 setting the single season record at Ohio at the time. Collected three interceptions in three separate games during his career. Was named Honorable Mention All-American by the *Associated Press* in 1979.

KEN CARMON | DT | 1968

One of only four Bobcats to be named first-team All-MAC at least three times, Carmon was a key part of the Bobcats' 1968 MAC title. He was named honorable mention All-America by both the *Associated Press* and *United Press International*.

VINCE COSTELLO | C | 1952

Costello was an All-MAC selection in 1952, as well as being named to the Little All-America Team that season. He was inducted into the Ohio Athletics Hall of Fame in 1968 after a stellar NFL career with the Cleveland Browns.

JOE FLADING | OL | 2011

Flading was the only Bobcat on Ohio's 10-4 squad in 2011 to earn All-MAC First Team. In his final season in Athens, Flading helped Ohio's offense set 12 offensive records en route to earning SI.com Honorable Mention honors.

JOHN FRICK | DT | 1964

Frick was a member of the 1962 Sun Bowl team and Ohio's 1963 MAC championship squad. He was a first-team All-MAC pick and a second-team *Associated Press* All-America selection in 1964. He played in both the 1965 Senior Bowl and East-West Shrine Game.

DICK GRECNI | C | 1960

Grecni played on the Bobcats' 1960 team that was unbeaten and won the MAC championship and the small school national title. He was twice named first-team All-MAC performer and was named to the *Associated Press* Little All-America First Team in 1960.

SKIP HOOVLER | LB | 1963, 1964

Hoovler is the only Bobcat ever to earn All-America honors in multiple seasons. He was an honorable mention pick by both the *Associated Press* and *United Press International* in 1963 and 1964, and earned first-team honors from Williamson in 1964.

NOAH KELLER | LB | 2009

Keller, a captain on the 2009 MAC East Championship team was named as an Honorable Mention All-American by SI.com following his junior season, where he led the MAC with 155 total tackles (91 assisted and 64 solo) while adding 9.0 tackles for loss and two forced fumbles.

JOHN KERNS | T | 1946

Kerns was an honorable mention All-American in the final year of his war-interrupted career. He served in the Marines from 1943-45. Kerns played in the 1947 East-West Shrine Game, and went on to play professionally for the Buffalo Bills and Toronto Argonauts.



ART LEWIS | T | 1935

Lewis was a first-team *Associated Press* Little All-American in 1935. He was the first Bobcat to play in the East-West Shrine Game. He went on to play for the New York Giants. Lewis coached at West Virginia, and still ranks second on WVU's all-time list with 58 wins.

DAN RISALITI | QB | 1939

Risaliti was named an *Associated Press* Little All-American in 1939 after leading the nation in completion percentage at 63.3 percent (62-98). He was a two-time All-Ohio pick (1939-40). Risaliti also participated in track & field, lettering in 1940 and 1941.

LENARD SADOSKY | RB | 1963

Sadosky was an honorable mention All-American in 1932. He was twice chosen unanimously to the All-Ohio team and the All-Buckeye Conference squad (1932-33). He was a member of the Silver Anniversary Class of the Ohio Athletics Hall of Fame in 1989.

AL SCHEIDER | OT | 1951

Scheider was an honorable mention Little All-American in 1951. He was the first Bobcat ever to earn first-team All-MAC honors at least three times (1949-51). *United Press International* named him the top lineman in Ohio in 1951.

TODD SNYDER | WR | 1968

Snyder is the most decorated Bobcat wide receiver ever, earning honorable mention All-America honors in 1968 and first-team All-MAC honors in 1968 and 1969. He teamed with Cleve Bryant to help the 1968 squad become the most prolific scoring offense in school history.

DAVE ZASTUDIL | P | 2001

The school record holder in nearly every punting category, Zastudil was named a first-team All-American by the FWAA in 2001. In addition, he was a second-team pick by the *Associated Press* and a third-team selection by *The Sporting News*.



Sun Bowl

December 31, 1962 • El Paso, Texas

Ohio	14
West Texas State	15

The Bobcats played in their first-ever bowl game on Dec. 31, 1962 when they faced West Texas State in the Sun Bowl. The Bobcats finished the regular season with an 8-2 overall record and a 5-1 conference record to finish second in the MAC.

After a scoreless first quarter, Ohio got on the board first on a 52-yard field goal by Jim McKee. West Texas State answered with a touchdown on a 13-yard halfback pass from Jerry Richardson to Jerry Don Logan, and the extra point gave the Buffs a 7-3 lead they carried into halftime.

The Ohio defense accounted for the next score when Skip Hoover picked up a fumble at the nine-yard line and returned it 91 yards for a touchdown. The play still stands as the longest fumble return in Sun Bowl history and is tied for the fourth longest in any bowl game. Bob Babbitt completed a pass to Ken Smith for the two-point conversion to give Ohio an 11-7 lead heading into the fourth quarter. Hoover went on to take Lineman of the Game honors.

The Bobcats pushed the lead to 14-7 on McKee's second field goal of the game, a 24-yarder. West Texas State scored late in the contest on a 32-yard touchdown pass from Dave Gibson to Richardson. Instead of tying the game with an extra point, the Buffs went for the win and converted the two-point conversion for the 15-14 victory.

McKee set a trio of Sun Bowl records in the game, connecting on two field goals in five attempts, including the 52-yarder. All three of McKee's misses in the game came from longer than 50 yards (51, 56, 53).

Tangerine Bowl

December 27, 1968 • Orlando, Fla.

Ohio	42
Richmond	48

Ohio completed a 10-0 regular season, winning the MAC title to earn a berth in the 1968 Tangerine Bowl. The Bobcats entered the contest scoring 37.6 points per game, which still stands as the school record.

The Ohio and Richmond offenses racked up a combined 91 points and 1,001 yards of total offense. The Spiders outgained the Bobcats 556-445.

Quarterback Cleve Bryant and end Todd Snyder, both of whom were first-team All-MAC picks, connected on a 48-yard touchdown pass on Ohio's first possession. Richmond scored the next 14 points, but the Bobcats tied the score on a seven-yard run by Bryant. The Spiders quickly reclaimed their advantage on a touchdown run by Joe Kellum and O'Brien's second touchdown toss of the day. Another touchdown pass from Bryant to Snyder made the score 28-21 at halftime.

The Ohio duo connected again on a 45-yard score to tie the game in the third quarter, but the Spiders were able to post back-to-back touchdowns to take the lead for good. Dave LeVeck scored to pull the Bobcats to within eight at 42-34. Richmond tallied what proved to be the game-winning touchdown on O'Brien's fourth touchdown pass.

Bryant would add his fourth touchdown pass in the game, a school record that is still in place today. A two-point conversion brought Ohio within seven with 1:53 left, but the Bobcats would get no closer.

Bryant completed 17-of-33 passes for 223 yards, while Snyder had 11 catches for 214 yards in the contest. Bryant was later inducted into the Citrus Bowl Hall of Fame in 1988.

Scoring by Quarters

	1st	2nd	3rd	4th	Final
Ohio	0	3	8	3	14
West Texas State	0	7	0	8	15

Scoring Summary

Q	Team	Play	Score
2	Ohio	Jim McKee 52-yard field goal	3-0
2	WTSU	Jerry Logan 13-yard pass from Jim Dawson (Hoot Gibson kick)	3-7
3	Ohio	Skip Hoover 91-yard fumble return (Ken Smith pass from Bob Babbitt)	11-7
4	Ohio	Jim McKee 24-yard field goal	14-7
	WTSU	Jerry Richardson 32-yard pass from Jim Dawson (Jim Ostrander pass from Dawson)	14-15

Team Statistics

	WTSU	Ohio
FIRST DOWNS	18	14
RUSHES-YARDS (NET)	37-343	25-167
PASSING YDS (NET)	105	157
Passes Att-Comp-Int	10-7-0	23-12-0
TOTAL OFFENSE YARDS	448	324
Fumbles-Lost	6-4	1-0
Punts (Number-Avg)	5-41.0	4-41.5
Penalties-Yards	11-97	4-40

Individual Statistical Leaders

Rushing: WTSU—Pete Pedro 14-105, Jim Dawson 7-76, Hoot Gibson 7-58, Russ Mundy 9-058; OHIO—Roger Merb 5-78, Ron Curtis 6-46, Jack Hite 7-23, Jim Albert 7-18, David Robinson 1-6.

Passing: WTSU—Jim Dawson 6-9-0-73, Hoot Gibson 1-1-0-32; OHIO—Bob Babbitt 12-23-0-157.

Receiving: WTSU—Jerry Richardson 3-60, Jim Ostrander 2-17, Woody Gilliland 1-15, Jerry Logan 1-13; OHIO—Jim Albert 5-69, Ron Curtis 2-25, David Hutter 2-27, John Trevis 2-22.

Scoring by Quarters

	1st	2nd	3rd	4th	Final
Ohio	7	14	13	8	42
Richmond	7	21	14	7	49

Scoring Summary

Q	Team	Play	Score
1	Ohio	Todd Snyder 48-yard pass from Cleve Bryant (Bill Pataki kick)	7-0
1	Rich.	Jim Livesay 24-yard pass from Buster O'Brien (Mike Dussault kick)	7-7
2	Rich.	Buster O'Brien 31-yard run (Mike Dussault kick)	7-14
2	Ohio	Cleve Bryant 7-yard run (Bill Pataki kick)	14-14
2	Rich.	Joe Kellum 1-yard run (Mike Dussault kick)	14-21
2	Rich.	Walker Gillette 5-yard pass from Buster O'Brien (Mike Dussault kick)	14-28
2	Ohio	Todd Snyder 2-yard pass from Cleve Bryant (Bill Pataki kick)	21-28
3	Ohio	Todd Snyder 45-yard pass from Cleve Bryant (Bill Pataki kick)	28-28
3	Rich.	Joe Kellum 4-yard run (Mike Dussault kick)	28-35
3	Rich.	Jim Crenshaw 12-yard pass from Buster O'Brien (Mike Dussault kick)	28-42
3	Ohio	Dave LeVeck 1-yard run (run failed)	34-42
4	Rich.	Jim Livesay 15-yard pass from Buster O'Brien (Mike Dussault kick)	34-49
4	Ohio	Bob Houmard 3-yard pass from Cleve Bryant (Dave LeVeck run)	42-49

Team Statistics

	Ohio	Richmond
FIRST DOWNS	22	32
RUSHES-YARDS (NET)	43-176	32-109
PASSING YDS (NET)	269	447
Passes Att-Comp-Int	34-18-2	58-39-1
TOTAL OFFENSE PLAYS-YARDS	77-445	90-556
Punt Returns-Yards	1-10	0-0
Kickoff Returns-Yards	8-198	5-96
Interception Returns-Yards	1-3	2-10
Punts (Number-Avg)	4-28.2	5-34.6
Fumbles-Lost	2-2	0-0
Penalties-Yards	5-45	6-62

Individual Statistical Leaders

Rushing: OHIO—Dave LeVeck 20-82, Cleve Bryant 17-74, Bob Houmard 5-19, Harvey Mitchell 1-(-2); RICHMOND—Joe Kellum 15-36, Buster O'Brien 7-39, Jim Crenshaw 4-19, Pat Morris 2-7, Frank Olejack 2-4, Jerry Mauro 2-4.

Passing: OHIO—Cleve Bryant 17-33-2-223, Dave LeVeck 1-1-0-46; RICHMOND—Buster O'Brien 39-58-1-447.

Receiving: OHIO—Todd Snyder 11-214, Phil Swindell 3-28, Dave LeVeck 2-33, Bob Houmard 2-14; RICHMOND—Walker Gillette 20-242, Jim Livesay 10-127, Jim Crenshaw 4-31, Frank Olejack 2-18, Tommy England 1-10, Joe Kellum 1-9, Pat Morris 1-0.



GMAC Bowl Jan. 7, 2007 • Mobile, Ala.

Ohio	7
Southern Mississippi	28

The Bobcats appearance in the 2007 GMAC Bowl was the program's first bowl game since 1968. Ohio also reached milestones with a school-record seven MAC wins and its first MAC East Division championship.

Kalvin McRae finished the game with 37 yards on 10 carries, while quarterback Austen Everson completed 14-of-his career-high 34 pass attempts for 175 yards and a touchdown. Scott Mayle caught four passes for 56 yards, both team highs. Tight end Thomas Christy saved his best game for his last with two catches for 43 yards and a touchdown, all career highs. The senior linebacking trio of Tyler Russ, Matt Muncy and Michael Graham led the Bobcat defense with nine, six and six tackles, respectively. Senior cornerback T.J. Wright recorded an interception for the Bobcats.

All 21 points in the first half were scored in the final nine minutes of the second quarter. The Golden Eagles scored the first points of the game on a 43-yard run by Tory Harrison. Southern Miss made it 14-0 on its next possession with a two-yard touchdown run by Damion Fletcher with 3:03 left in the half. The Golden Eagles' defense provided the third score of the night when James Denley stepped in front of a pass by Brad Bower and returned it 18 yards for the score to give USM a 21-0 lead.

Fletcher gave the Golden Eagles a 28-0 lead with his second touchdown of the game on the first drive of the second half. The Bobcats scored the games' final points with 9:34 left in the fourth quarter on a 13-yard touchdown pass from Everson to Christy.

Score by Quarters

	1st	2nd	3rd	4th	Final
OHIO	0	0	0	7	7
Southern Mississippi	0	21	7	0	28

Scoring Summary

Q	Time	Play	Score
2	8:33	USM Tory Harrison 43-yard run (Darren McCaleb kick)	0-7
		8 plays, 90 yards, 3:30	
2	3:03	USM Damion Fletcher 2-yard run (Darren McCaleb kick)	0-14
		9 plays, 60 yards, 4:00	
2	1:13	USM James Denley 18-yard interception return (Darren McCaleb kick)	0-21
3	5:05	USM Damion Fletcher 9-yard run (Darren McCaleb kick)	0-28
		17 plays, 80 yards, 9:55	
4	9:34	OH Tom Christy 13-yard pass from Austen Everson (Matt Lasher kick)	7-28
		13 plays, 58 yards, 5:42	

Team Statistics

	Ohio	USM
FIRST DOWNS	12	17
RUSHES-YARDS (NET)	22-47	39-124
PASSING YDS (NET)	177	160
Passes Att-Comp-Int	37-15-2	22-14-1
TOTAL OFFENSE PLAYS-YARDS	59-224	61-284
Fumble Returns-Yards	0-0	0-0
Punts (Number-Avg)	5-37.0	4-41.8
Fumbles-Lost	0-0	1-0
Penalties-Yards	6-39	6-50

Individual Statistical Leaders

Rushing: Ohio - McRAE, Kalvin 10-37; BOWER, Brad 3-9; OWENS, Voncarie 2-7. **Southern Miss**-HARRISON, Tory 9-68; FLETCHER, Dam. 20-58; WEAKLEY, Bobby 2-11.

Passing: Ohio-EVERSON, Austen 14-34-1-175; BOWER, Brad 1-3-1-2. **Southern Miss**-YOUNG, Jeremy 14-22-1-160.

Receiving: Ohio -MAYLE, Scott 4-56; NORWOOD, William 3-36; CHRISTY, Thomas 2-43. **Southern Miss**-BARNES, Josh 4-59; PERINE, Anthony 3-37; FLETCHER, Dam. 3-28.

Little Caesars Pizza Bowl Dec. 26, 2009 • Detroit, Mich.

Ohio	17
Marshall	21

The Marshall Thundering Herd got up by three touchdowns early and held off a game Ohio squad 21-17 in the Little Caesars Pizza Bowl at Ford Field. Marshall finished its campaign at 7-6, while Ohio finished at 9-5.

Linebacker Noah Keller's 17 tackles on the day gave the junior 155 total tackles this season, the best defensive effort for the Bobcats in more than 15 seasons. The total also placed Keller in Ohio's all-time top 10 for single-season tackles.

With 7:11 remaining in the third quarter, Theo Scott connected with junior receiver Terrence McCrae for an 8-yard touchdown pass to cap a five-play, 37-yard drive. The touchdown pass was Scott's 20th of the season, setting a new single-season school record for touchdown passes. It was also the ninth touchdown reception of the season for McCrae, which tied the school record for single-season touchdown receptions, set in 2007 by tight end Andrew Mooney.

Matt Weller booted his 21st field goal of the season, setting a new school record for field goals made in a single season, both for the team and for Weller individually.

The 2009 Ohio senior class made a significant mark on the program's history by becoming the only class to go to two bowl games and by winning more games (28) than any class in 40 years.

Score by Quarters

	1st	2nd	3rd	4th	Final
OHIO	0	7	10	7	17
Marshall	14	7	0	0	21

Scoring Summary

Q	Time	Play	Score
1	1:17	MSH Martin Ward 12-yard run (Craig Ratanamorn kick)	0-7
		12 plays, 79 yards, 7:24	
1	0:00	MSH Andre Booker 58-yard punt return (Craig Ratanamorn kick)	0-14
2	7:21	MSH Martin Ward 2-yard run (Craig Ratanamorn kick)	0-21
		10 plays, 54 yards, 5:45	
2	5:25	OH Shannon Ballard 75-yard fumble return (Matt Weller kick)	7-21
3	7:11	OH Terrence McCrae 8-yard pass from Theo Scott (Matt Weller kick)	14-21
		5 plays, 37 yards, 1:56	
3	4:38	OH Matt Weller 46-yard field goal	17-21
		4 plays, 6 yards, 1:25	

Team Statistics

	Ohio	MSH
FIRST DOWNS	10	15
RUSHES-YARDS (NET)	24-12	46-190
PASSING YDS (NET)	111	85
Passes Att-Comp-Int	27-14-1	17-12-0
TOTAL OFFENSE PLAYS-YARDS	51-123	63-275
Fumble Returns-Yards	1-75	0-0
Punts (Number-Avg)	5-40.4	6-28.3
Fumbles-Lost	2-1	1-1
Penalties-Yards	3-39	6-70

Individual Statistical Leaders

Rushing: Ohio - Garrett, Chris 10-30; Brazill, LaVon 3-7; Davidson, Vince 1-1; TEAM 1-minus 1; Scott, Theo 9-minus 25. **Marshall** - MARSHALL, Darius 20-77; WARD, Martin 9-72; ANDERSON, Brian 6-17; TAYLOR, Press 3-15; EDWARDS-MAYE, T 4-5; ARRINGTON, Devin 1-3; BOOKER, Andre 1-2; SMITH, Lee 1-0; TEAM 1-minus 1.

Passing: Ohio -Scott, Theo 14-26-1-111; Brazill, LaVon 0-1-0-0.

Marshall - ANDERSON, Brian 12-17-0-85.

Receiving: Ohio - Price, Taylor 4-49; Brazill, LaVon 3-13; Goulet, Steven 2-33; McCrae, Terrence 2-11; Bussey, Bakari 1-6; Harden, Donte 1-0; Garrett, Chris 1-minus 1.

Marshall - WALKER, Chuck 4-35; WILSON, Antavio 3-18; SMITH, Lee 2-29; MARSHALL, Darius 2-2; WARD, Martin 1-1.



R+L Carriers New Orleans Bowl Dec. 18, 2010 • New Orleans, La.

Ohio	21
Troy	48

Famous Idaho Potato Bowl Dec. 17, 2011 • Boise, Idaho

Ohio	24
Utah State	23

The Troy Trojans used a fast-paced offensive attack to rack up 602 yards of total offense in downing Ohio 48-21 in the R+L Carriers New Orleans Bowl in the New Orleans Superdome.

Ohio's Shannon Ballard tied a New Orleans Bowl record with a career-high 13 tackles (Boris Lee, Troy-2008), while Tremayne Scott registered the team's only tackle for loss.

Donte Harden also set a New Orleans Bowl record and tied another. His 161 yards on kickoff returns topped the previous mark of 153 by Shaka Hill of Memphis in 2007. Harden's eight kick returns tied a record also held by Memphis' Hill.

Boo Jackson finished his career as Ohio's career leader in completion percentage (.604), pass efficiency (136.3), total offense per play (6.18), passing yards per attempt (7.7) and touchdown passes (38).

Trailing 23-17 with 2:21 remaining in the season, Ohio Football put together a nine-play, 61-yard touchdown drive to win the first bowl game in program history at the 2011 Famous Idaho Potato Bowl. A fourth-down completion from Tyler Tettleton to LaVon Brazill set up the game-winning score, a one-yard rush by Tettleton to the corner of the end zone which gave Ohio a 24-23 victory over the Utah State Aggies.

Not only was Ohio's victory on Saturday the first bowl victory in program history, but it also marks head coach Frank Solich's 50th win at Ohio and the first time an Ohio Football team has won ten games since 1968.

Tettleton completed 19 of 26 passes on the night, throwing for 220 yards and two touchdowns. Saturday's game marked the 11th time he'd thrown for at least 200 yards or more.

Score by Quarters

	1st	2nd	3rd	4th	Final
OHIO	7	0	7	7	21
Troy	14	24	10	0	48

Score by Quarters

	1st	2nd	3rd	4th	Final
OHIO	0	7	10	7	24
Utah State	9	0	14	0	23

Scoring Summary

Q	Time	Play	Score
1	9:52	TROY Jerrel Jernigan 12-yard run (Michael Taylor kick), 10 plays, 78 yards, 4:12	0-7
1	4:59	OH Steven Goulet 34-yard pass from Boo Jackson (Matt Weller kick) 8 plays, 81 yards, 4:53	7-7
1	1:57	TROY Tebrianus Gill 31-yard pass from Corey Robinson (Michael Taylor kick) 8 plays, 76 yards, 3:02	7-14
2	12:42	TROY Jerrel Jernigan 16-yard pass from Corey Robinson (Michael Taylor kick) 7 plays, 66 yards, 2:11	7-21
2	8:33	TROY Michael Taylor 50-yard field goal 6 plays, 36 yards, 1:50	7-24
2	2:56	TROY Tebrianus Gill 17-yard pass from Corey Robinson (Michael Taylor kick) 8 plays, 80 yards, 3:54	7-31
2	0:36	TROY Tebrianus Gill 26-yard pass from Corey Robinson (Michael Taylor kick) 6 plays, 55 yards, 0:57	7-38
3	11:58	TROY Michael Taylor 33-yard field goal 10 plays, 48 yards, 3:02	7-41
3	8:31	OH Donte Foster 5-yard pass from Boo Jackson (Matt Weller kick) 8 plays, 93 yards, 3:27	14-41
3	6:36	TROY DuJuan Harris 2 yd run (Michael Taylor kick) 6 plays, 83 yards, 1:55	14-48
4	5:07	OH Riley Dunlop 18-yard pass from Boo Jackson (Matt Weller kick) 9 plays, 54 yards, 5:40	21-48

Scoring Summary

Q	Time	Play	Score
1	8:02	USU Team Safety	0-2
1	3:39	USU Tarren Lloyd 3-yard pass from Adam Kennedy (Josh Thompson kick) 9 plays, 50 yards, 4:23	0-9
2	4:40	OHIO Derek Roback 26-yard pass from Tyler Tettleton (Matt Weller kick) 7 plays, 56 yards, 2:27	7-9
3	12:19	USU Michael Smith 62-yard run (Josh Thompson kick) 7 plays, 66 yards, 2:11	7-16
3	9:52	OHIO Matt Weller 32-yard field goal 8 plays, 60 yards, 2:27	10-16
3	5:51	USU Michael Smith 11-yard run (Josh Thompson kick) 9 plays, 83 yards, 4:01	10-23
3	3:45	OHIO LaVon Brazill 44-yard pass from Tettleton (Matt Weller kick) 5 plays, 66 yards, 2:06	17-23
4	0:13	OHIO Tyler Tettleton 1-yard run (Matt Weller kick) 9 plays, 61 yards, 1:49	24-23

Team Statistics

	Ohio	Troy
FIRST DOWNS	14	30
RUSHES-YARDS (NET)	30-99	33-220
PASSING YDS (NET)	209	382
Passes Att-Comp-Int	22-14-2	43-33-0
TOTAL OFFENSE PLAYS-YARDS	52-308	76-602
Fumble Returns-Yards	0-0	0-0
Punts (Number-Avg)	5-42.2	2-41.5
Fumbles-Lost	0-0	1-0
Penalties-Yards	6-57	5-35

Team Statistics

	Ohio	Utah State
FIRST DOWNS	22	18
RUSHES-YARDS (NET)	42-125	50-345
PASSING YDS (NET)	220	96
Passes Att-Comp-Int	26-19-0	19-12-0
TOTAL OFFENSE PLAYS-YARDS	68-345	69-441
Fumble Returns-Yards	2-0	1-1
Punts (Number-Avg)	6-46.5	5-40.4
Fumbles-Lost	2-0	1-1
Penalties-Yards	6-45	4-40

Individual Statistical Leaders

Rushing: Ohio - DAVIDSON, Vince 6-36; Harden, Donte 6-25; JACKSON,

Boo 10-20; Bates, Phil 5-11; Goulet, Steven 2-7; MCCRAE, T. 1-0.

Troy - DuJuan Harris 14-105; Shawn Southward 9-75; Jerrel Jernigan 3-16; Chris Anderson 2-10; D.J. Taylor 1-9; Corey Robinson 1-5; T.J. Mitchell 1-3; Z. Richardson 1-2; TEAM 1-minus 5.

Passing: Ohio - JACKSON, Boo 14-21-1-209; Bates, Phil 0-1-1-0.

Troy - Corey Robinson 32-42-0-387; Jon. Chandler 1-1-0-minus 5.

Receiving: Ohio - DUNLOP, Riley 4-91; MCCRAE, T. 3-24; GOULET,

Steven 2-40; Foster, Donte 2-28; THOMPSON, J. 2-25; Hill, Troy 1-1.

Troy Trojans-Jerrel Jernigan 7-48; Tebrianus Gill 4-80; Jason Bruce 4-59; Chip Reeves 4-31; DuJuan Harris 4-30; Jamel Johnson 3-36; Eric Thomas 3-33; Brett Moncrief 2-43; Jon. Chandler 1-12; D.J. Taylor 1-10.

Individual Statistical Leaders

Rushing: Ohio - Harden, Donte 15-47; Blankenship, Beau 11-47; Tettleton 16-31.

Utah State - Smith, Michael 12-157; Turbin, Robert 20-101; Williams, K. 9-62; Kennedy, Adam 6-11.

Passing: Ohio - Tettleton, Tyler 19-26-0-220. **Utah State** - Kennedy, Adam 11-18-0-63; Morrison, S. 1-1-0-33.

Receiving: Ohio - Brazill, LaVon 8-108; Harden, Donte 4-37; Dunlop, Riley 3-35; Roback Derek 1-26. **Utah State** - Morrison, S. 4-25; Moats, Eric 2-9; Jacobs, Chuck 2-8; Van Leeuwen, T. 1-26.



Advocare V100 Independence Bowl

Dec. 28, 2012 • Shreveport, La.

Ohio	45
Louisiana-Monroe	14

Ohio Football picked up its second straight bowl win on Friday afternoon, earning a dominating 45-14 victory over the University of Louisiana-Monroe in the 2012 AdvoCare V100 Independence Bowl. The Bobcat offense exploded in the win, amassing a bowl-record 556 total yards and setting multiple additional Independence Bowl records in the process.

Beau Blankenship led the way on the ground for Ohio (9-4), carrying the ball 19 times for a total of 105 yards and a bowl-record four touchdowns. Friday's game marked the ninth time during the 2012 season he surpassed 100 yards on the ground, an Ohio record.

Quarterback Tyler Tettleton had a very strong game for the Green and White as well, completing 14 of his 22 pass attempts for 331 yards and two touchdowns. Chase Cochran was Ohio's leading receiver, catching three passes for 162 yards and one touchdown.

Score by Quarters

	1st	2nd	3rd	4th	Final
OHIO	14	10	14	7	45
Louisiana-Monroe	0	7	7	0	14

Scoring Summary

Q	Time	Play	Score
1	12:03	OHIO Donte Foster 3 yd pass from Tyler Tettleton (Matt Weller kick)	7-0
		3 plays, 80 yards, 1:10	
1	8:17	OHIO Chase Cochran 68 yd pass from Tettleton (Matt Weller kick)	14-0
		4 plays, 87 yards, 1:40	
2	14:37	OHIO Tavares Maye 14 yd pass from K. Browning (Justin Manton kick) 14-7	
		5 plays, 53 yards, 1:18	
2	11:08	OHIO Matt Weller 38 yd field goal	17-7
		8 plays, 54 yards, 3:29	
2	4:50	OHIO Beau Blankenship 2 yd run (Matt Weller kick)	24-7
		3 plays, 3 yards, 1:12	
3	12:22	OHIO Beau Blankenship 2 yd run (Matt Weller kick)	31-7
		7 plays, 75 yards, 2:38	
3	8:25	OHIO Beau Blankenship 1 yd run (Matt Weller kick)	38-7
		6 plays, 70 yards, 2:54	
3	2:40	ULM Kevin Steed 1 yd pass from K. Browning (Justin Manton kick)	38-14
		12 plays, 66 yards, 5:45	
4	14:52	OHIO Beau Blankenship 2 yd run (Matt Weller kick)	45-14
		8 plays, 76 yards, 2:48	

Team Statistics

	Ohio	ULM
FIRST DOWNS	21	24
RUSHES-YARDS (NET)	38-219	38-95
PASSING YDS (NET)	337	219
Passes Att-Comp-Int	23-15-1	40-21-3
TOTAL OFFENSE PLAYS-YARDS	61-556	78-314
Fumble Returns-Yards	0-0	0-0
Punts (Number-Avg)	2-42.0	5-36.8
Fumbles-Lost	3-1	1-0
Penalties-Yards	7-78	3-28

Individual Statistical Leaders

Rushing: Ohio - Beau Blankenship 19-104; Daz' Patterson 5-36; Tyler Tettleton 4-34. **ULM** - Browning, K 24-47; Bailey, M 5-31; Tavares Maye 3-14.

Passing: Ohio - Tyler Tettleton 14-22-1-331. **ULM** - Browning, K 21-39-3-219.

Receiving: Ohio - Tyler Futrell 5-133; Chase Cochran 3-162; Donte Foster 3-30. **ULM** - Brent Leonard 7-76; Tavares Maye 4-58; Je'Ron Hamm 4-53.

Beef 'O' Brady's Bowl

Dec. 23, 2013 • St. Petersburg, Fla.

Ohio	20
East Carolina	37

The Ohio University football team (7-6) ended the 2013 season with a 37-20 loss to East Carolina University (10-3) at the 2013 Beef 'O' Brady's Bowl in which numerous bowl game records fell at Tropicana Field.

The Bobcats rallied from a 14-0 fourth quarter deficit and took a 20-17 lead on a 28-yard field goal by redshirt sophomore kicker Josiah Yazdani with 13:34 remaining in the fourth quarter. East Carolina tallied 20 unanswered points to close the contest, though, and prevented Ohio from capturing its third straight bowl triumph in its fifth straight postseason appearance under ninth-year head coach Frank Solich.

Redshirt senior wide receiver Donte Foster set a Beef 'O' Brady's Bowl record with 160 receiving yards and a touchdown on six receptions to earn Ohio's Most Valuable Player honors. He finished his Ohio career with 2,180 receiving yards, which ranks third in school history.

Score by Quarters

	1st	2nd	3rd	4th	Final
OHIO	0	14	3	3	20
East Carolina	14	3	0	20	37

Scoring Summary

Q	Time	Play	Score
1	10:45	ECU Cam Worthy 5 yd pass from Shane Carden (Warren Harvey kick)	0-7
		5 plays, 55 yards, TOP 1:51	
	00:27	ECU Breon Allen 2 yd run (Warren Harvey kick)	0-14
		11 plays, 76 yards, TOP 3:40	
2nd	14:39	OHIO Daz' Patterson 17 yd pass from Tyler Tettleton (Yazdani, Josiah kick)	7-14
		4 plays, 74 yards, TOP 0:41	
	09:54	OHIO Donte Foster 80 yd pass from Derrius Vick (Yazdani, Josiah kick)	14-14
		1 play, 80 yards, TOP 0:11	
	01:01	ECU Warren Harvey 41 yd field goal	14-17
		10 plays, 58 yards, TOP 3:57	
3rd	06:42	OHIO Josiah Yazdani 29 yd field goal	17-17
		17 plays, 60 yards, TOP 5:58	
4th	13:34	OHIO Josiah Yazdani 28 yd field goal	20-17
		7 plays, 69 yards, TOP 2:03	
	09:45	ECU Vntvus Cooper 31 yd run (HARVEY, Warren kick)	20-24
		5 plays, 71 yards, TOP 1:23	
	07:29	ECU Shane Carden 14 yd pass from Cam Worthy (HARVEY, Warren kick)	20-31
		6 plays, 47 yards, TOP 1:14	
	01:55	ECU COOPER, Vntvus 22 yd run (HARVEY, Warren kick blocked)	20-37
		3 plays, 24 yards, TOP 1:33	

Team Statistics

	Ohio	ECU
FIRST DOWNS	21	30
RUSHES-YARDS (NET)	37-107	41-281
PASSING YDS (NET)	328	287
Passes Att-Comp-Int	44-24-3	46-30-0
TOTAL OFFENSE PLAYS-YARDS	81-435	87-568
Fumble Returns-Yards	1-0	1-0
Punts (Number-Avg)	2-42.0	5-36.8
Fumbles-Lost	1-0	1-0
Penalties-Yards	5-60	9-75

Individual Statistical Leaders

Rushing: Ohio - Beau Blankenship 21-66; Daz' Patterson 10-28; Tyler Tettleton 4-14. **ECU** - Vitvus Cooper 25-198; Breon Allen 6-43; Shane Carden 10-40.

Passing: Ohio - Tyler Tettleton 21-40-3-228. **ECU** - Shane Carden 29-45-0-273.

Receiving: Ohio - Donte Foster 6-160; Daz' Patterson 6-77; Chase Cochran 5-33. **ECU** - Justin Hardy 9-66; Isaiah Jones 8-48; Vntvus Cooper 3-22.



Raycom Media Camellia Bowl

Dec. 19, 2015 • Montgomery, Ala.

Ohio	29
Appalachian State	31

After missing a field goal on its opening drive, Appalachian State struck first as quarterback Taylor Lamb ran for a 21-yard touchdown with 7:17 remaining in the opening quarter.

- The Bobcats clawed onto the scoreboard as redshirt senior kicker Josiah Yazdani converted on a 36-yard field goal with 1:31 remaining.

- On Appalachian State's next play from scrimmage, redshirt sophomore linebacker Quentin Poling intercepted Lamb and ran the ball back 20 yards for a touchdown that gave the Bobcats a 10-7 lead with 1:23 remaining in the half.

- The Bobcats tacked on another touchdown before halftime as sophomore running back A.J. Ouellette punched the ball in from seven yards out with 20 seconds remaining in the half.

- Ohio forced its third turnover of the game in the third quarter when redshirt senior linebacker Jovon Johnson took the ball out of receiver Ike Lewis' hands and ran the ball back 46 yards for a touchdown.

- Appalachian State countered in the early in the fourth quarter, scoring 14 points in 42 seconds on a 17-yard pass from Lamb to tight end Barrett Burns and a 26-yard run by running back Marcus Cox.

- The Mountaineers added another touchdown on a six-yard catch by Burns to take a 28-24 lead with 11:56 remaining in the game.

- Johnson made his second scoring play of the game, tackling Cox in the endzone for a safety to cut the deficit to 28-26 with 6:06 remaining in the game.

- Yazdani gave Ohio the lead with 1:47 left in the contest on a 21-yard field goal.

- Appalachian State kicker Zach Matics gave the Mountaineers the lead and the win on a 23-yard field goal as time expired.

Score by Quarters

	1st	2nd	3rd	4th	Final
Ohio	0	17	7	5	29
Appalachian State	7	0	0	24	31

Scoring Summary

Q	Time	Play	Score
1st	07:17	APP Lamb, Taylor 21 yd run (Matics, Zach kick) 4 plays, 66 yards, TOP 1:31	0 - 7
2nd	01:31	OHIO YAZDANI, J. 36 yd field goal 11 plays, 45 yards, TOP 5:56	3 - 7
	01:23	OHIO Poling, Quentin 20 yd interception return (YAZDANI, J. kick)	10 - 7
	00:20	OHIO Ouellette, A.J. 7 yd run (YAZDANI, J. kick) 2 plays, 23 yards, TOP 0:19	17 - 7
3rd	08:06	OHIO Johnson, Jovon 45 yd fumble recovery (YAZDANI, J. kick)	24 - 7
4th	13:52	APP Burns, Barrett 17 yd pass from Lamb, Taylor (Matics, Zach kick) 11 plays, 97 yards, TOP 4:46	24 - 14
	13:10	APP Cox, Marcus 26 yd run (Matics, Zach kick) 1 play, 26 yards, TOP 0:07	24 - 21
	11:56	APP Burns, Barrett 8 yd pass from Lamb, Taylor (Matics, Zach kick) 4 plays, 47 yards, TOP 1:02	24 - 28
	06:06	OHIO Johnson, Jovon safety	26 - 28
	01:47	OHIO YAZDANI, J. 21 yd field goal 8 plays, 51 yards, TOP 4:19	29 - 28
	00:00	APP Matics, Zach 23 yd field goal 9 plays, 73 yards, TOP 1:47	29 - 31

Team Statistics

	Ohio	APP
FIRST DOWNS	15	24
RUSHES-YARDS (NET)	36-107	49-303
PASSING YDS (NET)	165	124
Passes Att-Comp-Int	29-15-2	26-13-1
TOTAL OFFENSE PLAYS-YARDS	65-272	75-427
Fumble Returns-Yards	1-45	1-20
Punt Returns-Yards	0-0	0-0
Fourth-Down Conversions	1 of 1	0 of 1
Red-Zone Scores-Chances	3-4	3-4
Sacks By: Number-Yards	2-12	2-10

Individual Statistical Leaders

RUSHING: Ohio-OUELLETTE, A.J. 14-45; Sprague, JD 10-35; White, Papi 7-25; Windham, Greg 1-2; PATTERSON, D. 4-0. Appalachian State-Cox, Marcus 24-162; Moore, Jalin 13-96; Lamb, Taylor 9-51; Upshaw, T. 2-8; TEAM 1-minus 14.

PASSING: Ohio-SPRAGUE, JD 14-28-2-132; Windham, Greg 1-1-0-33. Appalachian State-Lamb, Taylor 13-26-1-124.

RECEIVING: Ohio-WHITE, Papi 4-32; SMITH, S. 3-23; PATTERSON, D. 3-19; Cope, Brendan 2-46; Sawyer, Kawmae 1-33; HEITZMAN, K. 1-10; Ouellette, A.J. 1-2. Appalachian State-McElfresh, S. 5-42; Burns, Barrett 3-32; Jones, Malachi 2-30; Beathard, Bobo 1-10; Barbour, Jaylan 1-10; Lewis, Ike 1-0.

INTERCEPTIONS: Ohio-POLING, Quentin 1-20. Appalachian State-Globs, Latrell 1-11; Williams, Mondo 1-0.

www.ohiobobcats.com



#BleedGreen

Ohio Bowl Game Records

INDIVIDUAL

Category	Stat	Player	Bowl	Year
Rushing Attempts	21	Beau Blankenship	Beef 'O' Brady's	2013
Rushing Yards	105	Beau Blankenship	Independence	2012
TDs Rushing	4	Beau Blankenship	Independence	2012
Long Rushing Play	59	Roger Merb	Sun	1962
Pass Attempts	34	Austen Everson	GMAC	2007
Pass Completions	21	Tyler Tettleton	Beef 'O' Brady's	2013
Passing Pct. (min. 5 att)	73.1	Tyler Tettleton	Potato	2011
	(19-26)			
TDs Passing	4	Cleve Bryant	Tangerine	1968
Passing Yardage	331	Tyler Tettleton	Independence	2012
Pass Receptions	11	Todd Snyder	Tangerine	1968
Receiving Yardage	*214	Todd Snyder	Tangerine	1968
TDs Receiving	*3	Todd Snyder	Tangerine	1968
Long Passing Play	80	Donte' Foster from Derrius Vick	Beef 'O' Brady's	2013
Longest Field Goal	52	Jim McKee	Sun	1962
Most Points	24	Beau Blankenship	Independence	2012
Longest Punt	59	Paul Hershey	Potato	2011
Longest Fumble Return	91	Skip Hoovler	Sun	1962

*School Record

TEAM

Category	High	Opponent, Bowl	Year
Points	45	vs. ULM, Independence	2012
First Downs	22	vs. Utah State, Potato	2011
	22	vs. Richmond, Tangerine	1968
Rushing Plays	42	vs. Utah State, Potato	2011
	42	vs. Richmond, Tangerine	1968
Rushing Yardage	219	vs. ULM, Independence	2012
Passing Plays	44	vs. Southern Miss, GMAC	2007
Pass Completions	19	vs. Utah State, Potato	2011
Passing Yardage	337	vs. ULM, Independence	2012
Total Plays	87	vs. ECU, Beef 'O' Brady's	2013
Total Yards	556	vs. ULM, Independence	2012



Josh Abrams

Defensive Back; Green Bay Packers, 2008-09; Toronto Argonauts (CFL), 2010

Chet Adams

Tackle; Cleveland Rams, 1939-42; Green Bay Packers, 1943; Cleveland Browns, 1946-48; Buffalo Bills, 1949; New York Yanks, 1950

Tarell Basham

Linebacker; Indianapolis Colts, 2017

George Belu

Tight End; Ottawa Rough Riders (CFL), 1961

Jeremy Beutler

Tight End; Carolina Cobras (Arena Football League), 2000; Frankfurt Galaxy (NFL Europe), 2001; Dallas Desperados (AFL), 2002-03; Austin Wranglers (AFL), 2004-05; Kansas City Brigade (AFL), 2006

Beau Blankenship

Running Back; Jacksonville Jaguars, 2014

LaVon Brazill

Wide Receiver; Indianapolis Colts, 2012-2014

Chad Brinker

Running Back; New York Jets, 2003; Cologne Centurions (NFL Europe), 2004

Robert Brooks

Running Back; New York Titans, 1961

Blair Brown

Linebacker; Jacksonville Jaguars, 2017

Dion Byrum

Cornerback; Carolina Panthers, 2006-07; Orlando Predators, 2008 and 10 and Colorado Crush (AFL), 2008,

Joe Callan

Defensive Back; Ottawa Roughriders (CFL), 1979

Andy Canter

Offensive Line; Philadelphia Eagles, 1995

Kevin Carberry

Defensive End; Cleveland Browns, 2005; Detroit Lions, 2005-06; Berlin Thunder (NFL Europe), 2006; New York Dragons (AFL), 2007, Philadelphia Soud (AFL), 2008

Jason Carthen

Linebacker; Buffalo Bills, 1993; New England Patriots, 1993

Travis Carrie

Cornerback; Oakland Raiders, 2014-present

Landon Cohen

Defensive Tackle; Detroit Lions, 2008-09; Jacksonville Jaguars, 2010; New England Patriots, 2010-11; Arizona Cardinals, 2012; Philadelphia Eagles, 2012; Dallas Cowboys, 2013; Chicago Bears, 2013; Buffalo Bills, 2014; Seattle Seahawks 2014-15; Ottawa Redblacks (CFL), 2016-present

Chip Cox

Defensive Back; Detroit Lions, 2005; Montreal Alouettes (CFL), 2006; Washington Redskins, 2007; Montreal Alouettes (CFL) 2007-present

John Fekete

Running Back; Buffalo Bisons, 1946

Donte' Foster

Wide Receiver; Minnesota Vikings, 2014-2015; San Diego Charger, 2015; Dallas Cowboys, 2015; New York Giants, 2016; Tennessee Titans, 2016

Chris Garrett

Running Back; Winnipeg Blue Bombers (CFL), 2010-2013; Saskatchewan Roughriders (CFL), 2013

Stafford Gatling

Defensive End; New York Jets, 2011

Steven Goulet

Wide Receiver; Oakland Raiders, 2011

Dick Grecni

Center; Minnesota Vikings, 1961; Edmonton Eskimos (CFL), 1962

Dave Green

Punter; Cincinnati Bengals, 1972-75; Tampa Bay Buccaneers, 1976-78

Mike Green

Punter; Miami Dolphins, 1976; Houston Oilers, 1977

Paul Halleck

End; Cleveland Rams, 1937

Ryan Hawk

Quarterback; Birmingham Steeldogs (AFL2), 2006; Green Bay Blizzard (AFL2), 2007

Eric Herman

Offensive lineman; New York Giants, 2013-15; Baltimore Ravens, 2015; Indianapolis Colts, 2016

Gary Homer

Kicker; Washington Redskins (1976), Minnesota Vikings (1976), Cleveland Browns (1977)

Bob Houmard

Fullback; Winnipeg Blue Bombers (CFL); Ottawa Rough Riders (CFL), 1969-73

Skip Hoover

Linebacker; New York Jets; Houston Oilers, 1965

Dontrell Jackson

Quarterback; Green Bay Blizzard (AFL2), 2005-06

Len Janiak

Running Back; Brooklyn Dodgers, 1939; Cleveland Rams, 1940-42

Dave Juenger

Tight End; Chicago Bears, 1973

Russell Kepler

Halfback; Cleveland Rams; Boston Shamrocks, 1933-36

John Kerns

Tackle; Buffalo Bills, 1947-49; Toronto Argonauts (CFL), 1950-51

Todd Koenig

Safety; Cleveland Browns, 2008

Jack LeVeck

Linebacker; St. Louis Cardinals, 1973-75; Chicago Bears, 1976

Art Lewis

Tackle; New York Giants, 1936; Cleveland Browns (Coach), 1938-39

Scott Mayle

Wide Receiver; Buffalo Bills, 2007-2008; Kansas City Chiefs, 2008

Terrence McCrae

Wide Receiver; Pittsburgh Steelers, 2011

Kalvin McRae

Running Back; Kansas City Chiefs, 2008

Alan Miller

Linebacker; Washington Redskins, 1962-63

Michael Mitchell

Defensive Back; Oakland Raiders, 2009-12; Carolina Panthers 2013; Pittsburgh Steelers 2014-present

Matt Muncy

Linebacker; Cincinnati Bengals, 2007

Mark Parson

Cornerback; Houston Texans, 2009; New Orleans Saints 2009, 2010-11

Julian Posey

Cornerback; New York Jets, 2012; Miami Dolphins 2013; Cleveland Browns, 2013; Minnesota Vikings 2014; Hamilton Tiger-Cats (CFL), 2014-2015; Winnipeg Blue Bombers (CFL), 2015-present

Taylor Price

Wide Receiver; New England Patriots, 2010-11; Jacksonville Jaguars 2011-2013; Seattle Seahawks, 2014

Seth Ream

Defensive Line; Florida Firecats (AFL2), 2007

Darren Reese

OL; NY Giants 1994; Jacksonville Jaguars 1995

Lenny Sadosky

Halfback; Cleveland Rams, 1935-36

Ryan Senser

Long Snapper; New Orleans Saints, 2008; Seattle Seahawks, 2008

Robert Snyder

Quarterback; Pittsburgh Americans, 1936; Cleveland Rams, 1937-38; Chicago Bears, 1938-41, 43

Todd Snyder

Wide Receiver; Atlanta Falcons, 1969-73

William Snyder

Guard; Pittsburgh Americans, 1934-35

Rudy Sylvan

Tight End; Detroit Lions, 2007

Tyler Tettleton

Quarterback; Hamilton Tiger-Cats (CFL), 2014

Clyde Thomas

Running Back; Vancouver (CFL), 1961

Chuck Turner

Tackle; Buffalo Bills, 1966; Hamilton Tiger Cats (CFL), 1967-1968, 1970; Edmonton Eskimos (CFL), 1971-1978; Winnipeg Blue Bombers (CFL), 1979

Thad Turner

Defensive Back; Indianapolis Colts, 2010; New England Patriots, 2010; Arizona Cardinals, 2011

Ian Wells

Cornerback; Detroit Lions, 2016-present

T.J. Wright

Cornerback; Cincinnati Bengals, 2007; Jacksonville Sharks, 2012

Dave Zastudil

Punter; Baltimore Ravens, 2002-05; Cleveland Browns, 2006-2009; Arizona Cardinals, 2011-present





Tarell Basham was selected 80th overall by the Indianapolis Colts in the 2017 NFL Draft. Basham, a third round selection, was the first Bobcat drafted since Travis Carrie in the 2014 NFL Draft.

Bobcat NFL Draft Picks

Year	Name	Pos.	Round	Overall	Team
1936	Art Lewis	T	1st	9th	New York Giants
1939	Len Janiak	B	6th	45th	Brooklyn Dodgers
	Chet Adams	T	12th	103rd	Cleveland Rams
1943	John Fekete	B	14th	123rd	Brooklyn Dodgers
	Joe Riccardi	T	26th	270th	Washington Redskins
1946	John Kerns	T	13th	137th	Philadelphia Eagles
1948	Gene Ruszkowski	T	5th	44th	Los Angeles Rams
			6th	29th	Baltimore (AAFC)
1954	Lou Sawchik	E	24th	278th	Chicago Cardinals
1958	Les Carney	B	15th	178th	Baltimore Colts
1960	Rich Grecni	C	13th	152nd	Cleveland Browns
					Boston Patriots (AFL)
1961	Bob Brooks	FB	9th	122nd	Detroit Lions
			21st		New York Titans (AFL)
1962	Ted Stute	E	12th	165th	Cleveland Browns
	Allen Miller	G	10th		New York Titans (AFL)
			17th	225th	Washington Redskins
1963	Charley Nickoson	T	6th	78th	New York Titans (AFL)
	Dick Schultz	T	13th	176th	Washington Redskins
			24th		San Francisco 49ers
1965	John Frick	E	9th	113th	Boston Patriots (AFL)
			14th		New York Giants
	Don Hoovler	LB	6th		Denver Broncos (AFL)
1969	Frank Peters	T-C	9th	233rd	New York Jets (AFL)
	Bob Houmard	RB	14th	342nd	New York Jets
1970	Todd Snyder	WR	3rd	65th	Pittsburgh Steelers
	Cleve Bryant	DB	11th	271st	Atlanta Falcons
1972	Al Benton	T	4th	103rd	Denver Broncos
	David Green	K	17th	418th	Miami Dolphins
1973	Dave Juenger	WR	14th	345th	Cincinnati Bengals
1976	Mike Green	K	16th	450th	Chicago Bears
2002	Dave Zastudil	P	4th	112th	Miami Dolphins
2008	Landon Cohen	DT	7th	216th	Baltimore Ravens
2009	Michael Mitchell	DB	2nd	47th	Detroit Lions
2010	Taylor Price	WR	3rd	97th	Oakland Raiders
2012	LaVon Brazill	WR	6th	206th	New England Patriots
2013	Eric Herman	OL	7th	225th	Indianapolis Colts
2014	Travis Carrie	CB	7th	219th	New York Giants
2017	Tarell Basham	DE	3rd	80th	Oakland Raiders
	Blair Brown	LB	5th	148th	Indianapolis Colts
					Jacksonville Jaguars

Bobcats in All-Star Games

All-American Bowl

Joe Dean	1960
Bob Brooks	1960

All-Star Gridiron Classic

Kevin Carberry	2004
Stevland Hookfin	1998

American Bowl

Todd Snyder	1969
-------------	------

Chicago All-Star Game

Dick Grecni	1961
-------------	------

East-West Shrine Game

Travis Carrie	2013
Dion Byrum	2006
Mike Green	1976
John Frick	1965
Dick Grecni	1960
Dick Schulz	1962
John Kerns	1947
Art Lewis	1936

Hula Bowl

Chad Brinker	2003
Kalvin McRae	2007

North-South All-Star Game

Todd Snyder	1969
-------------	------

Ohio Shrine Bowl

Rod Day	1976
Tom Kauffman	1976
Greg Lockett	1976
Mike Green	1975
Ed Madison	1975
Wally Donnie	1975
Dave Miller	1975
Jeff Beams	1974
Ken Carstensen	1974
Greg Lieb	1974
Charles Williams	1974
L.C. Lyons	1974
Mike Nugent	1974
Don Caldwell	1972
Dave Juenger	1972

Senior Bowl

Tarell Basham	2016
Ryan McGrath	2013
Dave Zastudil	2002
Todd Snyder	1969
John Frick	1964
Skip Hoovler	1964
Dick Schulz	1962
Joe Dean	1961

Texas vs. The Nation

T.J. Wright	2007
Mark Parson	2009
Eric Herman	2013
Tremayne Scott	2013

