




2014 HILLTOPPER FOOTBALL POSTSEASON GUIDE

BRANDON DOUGHTY
CONFERENCE USA MOST VALUABLE PLAYER



DECEMBER 24, 2014

Doughty Tops 14 WKU Records

PASSING TDS (CAREER) 58
COMPLETION PERCENTAGE (CAREER) 66.4
PASSING YARDS (SEASON) 4,344 - 2014
PASSING YARDS PER GAME (SEASON) 362.0 - 2014
PASSING TDS (SEASON) 44 - 2014
COMPLETIONS (SEASON) 344 - 2014
COMPLETION PERCENTAGE (SEASON) 67.5 - 2014
TOTAL OFFENSE (SEASON) 4,288 - 2014
TOTAL PLAYS (SEASON) 547 - 2014
PASSING YARDS (GAME) 593 VS. MIDDLE TENNESSEE - 2014
PASSING TDS (GAME) 8 VS. NO. 24 MARSHALL - 2014
PASSING TDS (HALF) 6 VS. NO. 24 MARSHALL - 2014
PASSING TDS (QUARTER) 4 (1ST QUARTER) VS. NO. 24 MARSHALL - 2014
COMPLETION PERCENTAGE (GAME) 88.9% VS. ODU - 2014

USA RECORDS

PASSING YARDS (SINGLE GAME) 593 VS. MIDDLE TENNESSEE
PASSING TDS (HALF) 6 VS. NO. 24 MARSHALL

AWARDS

MANNING AWARD STAR OF THE WEEK - 4X
CONFERENCE USA OFFENSIVE PLAYER OF THE WEEK - 4X
CFPA NATIONAL QB PERFORMER OF THE WEEK - 2X
SENIOR BOWL OFFENSIVE PLAYER OF THE WEEK - 1X
MIDSEASON FIRST TEAM ALL-CONFERENCE USA - PHIL STEELE

NOTES

- LEADS THE FBS WITH 4,344 PASSING YARDS AND 44 TDS
- ONE OF THREE QB'S IN NATION WITH 30 MORE TDS THAN INTS
- NINE 300-YARD PASSING PERFORMANCES
- ESTABLISHED 14 WKU CAREER, SINGLE-SEASON AND SINGLE-GAME RECORDS IN 2014
- 44 TD PASSES ARE TIED FOR THE 16TH MOST IN SINGLE-SEASON FBS HISTORY
- 4,344 PASSING YARDS ARE 35TH IN SINGLE-SEASON FBS HISTORY
- OWNS TWO OF TOP 6 SINGLE-GAME PASSING (YARDS) PERFORMANCES IN 2014
- 8 TD PASSES VERSUS MARSHALL IS AN FBS RECORD FOR A ROAD GAME
- HAS THROWN FOR 5 TDS IN A GAME FOUR DIFFERENT TIMES
- 13 TD PASSES OF 40+ YARDS IN 2014





QUICK FACTS

2014 WKU FOOTBALL SCHEDULE

7-5 Overall; 4-4 C-USA

DATE	OPPONENT	TV	RESULT	ATTEND
A 29	Bowling Green	CBSS	W, 59-31	17,215
S 6	at Illinois	BTN	L, 34-42	38,561
S 13	at Middle Tennessee*	ASN	L, 47-50 (3OT)	24,911
S 27	at Navy	CBSS	W, 36-27	30,537
O 4	UAB*	-	L, 39-42	14,923
O 18	at Florida Atlantic*	ASN	L, 38-45	10,915
O 25	Old Dominion*	-	W, 66-51	17,886
N 1	at LA Tech*	FSN	L, 10-59	20,011
N 8	UTEP* (HC)	-	W, 35-27	18,472
N 15	Army	CBSS	W, 52-24	16,819
N 22	UTSA*	FSN	W, 45-7	12,518
N 28	at Marshall*	FS1	W, 67-66 (OT)	23,576
D 24	vs. Central Michigan	ESPN	11 a.m.	-

Home games in **Bold** * - Denotes C-USA Game All times Central

COACHING STAFF

NAME	POSITION	ALMA MATER
Jeff Brohm	Head Coach	Louisville, '89
Nick Holt	Associate HC/DC	U. of Pacific, '86
Tyson Helton	OC/Quarterbacks	Houston, '99
Ricky Brumfield	Corners/S. Teams	Utah State, '99
Neil Callaway	Offensive Line	Alabama, '78
Mike Cassity	Secondary	Kentucky, '76
Ken Delgado	Defensive Ends	San Jose St., '84
Don Dunn	Defensive Tackles	E. Tenn. St., '76
Greg Nord	S. Teams/RBs	Kentucky, '80
JaMarcus Shephard	Wide Receivers	DePauw, '05

SUPPORT STAFF

NAME	POSITION
Greg Brohm	Director of Football Operations
Dave Consiglio	Asst. Dir. Strength & Conditioning
Micah Davis	Defensive Graduate Assistant
Nate Dennison	Director of Player Personnel
Brian Ditmer	Assistant Equipment Manager
Bryan Ellis	Offensive Quality Control
Drew Hampton	Head Equipment Manager
Zach Lankford	Offensive Graduate Assistant
Justin Lovett	Strength & Conditioning Director
Chad McField	Strength & Conditioning Assistant
Sean Pugh	Character Coach
John Riley	Football Video Coordinator
Dan Rowe	Defensive Graduate Assistant
Bryan Schneider	Head Trainer
Travis Taylor	Asst Director of Football Operations
Ryan Wallace	Offensive GA/Tight Ends

CREDITS

Editor:	Kyle Neaves
Asst. Editors:	Jeremy Brown, Robert Sampson
Design/Layout:	Kyle Neaves, Shaun Senn (Graphics)
Contributors:	Adam Klupp, Michael Schroeder
Photography:	Megan Stearman, Josh Lindsey
Printing:	Gerald Printing

UNIVERSITY INFORMATION

Location	Bowling Green, Ky.
Founded	1906
Enrollment	21,124
Nickname	Hilltoppers
Colors	Red and White
Stadium	Houchens Industries-L.T. Smith Stadium (Turf/22,113)
Conference	Conference USA
President	Dr. Gary Ransdell
Provost	Dr. Gordon Emslie
Director of Athletics	Todd Stewart
Faculty Representative	Craig Martin

FOOTBALL INFORMATION

Starters Returning (O/D/S)	15 (9/4/2)
Starters Lost (O/D/S)	10 (2/7/1)
Lettermen Returning (O/D/S)	43 (19/22/4)
Lettermen Lost (O/D/S)	20 (9/10/1)
All-Time Record:	541-380-31 (.585)
All-Time Conference Record:	183-130-9 (.582)
First Year in FBS	2009

TABLE OF CONTENTS

Table of Contents	1	SPECIALTY STATISTICS	
Team Roster	2-3	Career/Game Starts	22
Bowl Schedule	4	Big Plays/Notables	23
Contact Information	5	Specialty Game Stats	24
Depth Chart Notes	6-8	2014 Scoring Drives	27
Schedule Notes	8		
Depth Chart	9		
The Last Time...	25-26	THE HILLTOPPERS	
2014 Game Recaps	28-39	Head Coach Jeff Brohm	49-51
2014 Final Stats	40-48	On Brandon Doughty	53-55
		Assistant Coaches	56-58
		Hilltopper Profiles	59-76
		Hilltoppers by State	77
NOTEBOOK			
Bowl Notes	10-11		
Headline Notes	12	RECORD BOOKS	
Team Notebook	13-14	Team Records	78-85
Player Awards	15	Individual Records	86-98
Individual Notebook	15-16		
Doughty Notes	18-19		
Allen Notes	20		
Season Opener Notes	21		

The 2014 WKU Football Bowl Guide is a publication of the WKU Athletic Media Relations Office. All text and photo content is property of WKU Athletics and Western Kentucky University and may not be reproduced without permission. This document was printed with state funds.

WKUSports.com is the official online home for all 18 sports on The Hill. Rosters, schedules, statistics, game notes, game recaps and media guides are constantly updated online.



2014 POPEYES BAHAMAS BOWL MEDIA GUIDE

@WKUFootball // @WKUSports // @WKUSportsPics



2014 WKU HILLTOPPERS

NO.	NAME	POS.	HT	WT	CL	HOMETOWN/LAST SCHOOL
33	Leon Allen	RB	6-0	235	Jr.-2L	Bradenton, Fla. (Manatee)
78	Maurice Bennett	OL	6-2	300	Jr.-1L	Madison, Miss. (East Mississippi CC)
54	Daeshawn Bertram	LB	6-0	220	r-Fr.-RS	Louisville, Ky. (Trinity)
61	Matt Boston	OL	6-2	270	Fr.-HS	Glasgow, Ky. (Glasgow)
17	Dejon Brown	LB	6-3	235	Jr.-JC	Beaumont, Calif. (Mt. San Jacinto CC)
92	Ge'Monee Brown	DL	6-2	305	Jr.-JC	Petal, Miss. (Pearl River CC)
7	Joe Brown	RB	5-10	180	Fr.-HS	Louisville, Ky. (Butler)
28	Rico Brown	DB	5-11	185	r-Sr.-3L	Berea, Ky. (Madison Southern)
17	Stephon Brown	WR	5-8	184	r-So.-Sq.	Atlanta, Ga. (Henry County)
83	Will Bush	WR	5-11	190	Fr.-HS	Louisville, Ky. (Ballard)
97	Byron Carver	DL	6-3	240	Fr.-HS	Bowling Green, Ky. (Warren Central)
52	Cameron Clemmons	OL	6-6	305	r-Sr.-3L	Mt. Juliet, Tenn. (Wilson Central)
22	Forrest Coleman	DB	6-2	185	Jr.-JC	Stockton, Calif. (San Joaquin CC)
35	Demetrius Coley	RB	6-2	254	r-Sr.-2L	Bay Minette, Ala. (Baldwin County)
95	Raphael Cox	DL	6-3	270	Sr.-1L	Cedar Hill, Texas (Trinity Valley CC)
21	Jared Dangerfield	WR	6-3	200	r-Jr.-JC	West Palm Beach, Fla. (Fort Scott CC)
34	Drew Davis	LB	6-1	215	So.-1L	Madison, Ala. (Bob Jones)
87	Donte DeSalle	WR	6-0	175	r-Fr.-RS	Franklin, Tenn. (Page)
12	Brandon Doughty	QB	6-3	210	r-Sr.-1L	Davie, Fla. (North Broward)
47	Nolan Dowling	LS	6-3	206	r-So.-1L	Belleville, Ill. (Belleville East)
6	Devante Duclos	LB	6-1	240	So.-1L	Miami, Fla. (Miami Central)
32	Ryan Duvall	LB	6-5	230	Fr.-HS	Owensboro, Ky. (Apollo)
4	Drew Eckels	QB	6-4	205	Fr.-HS	Daytona, Fla. (Warner Christian)
64	Dennis Edwards	OL	6-1	310	Fr.-HS	Snellville, Ga. (South Gwinnett)
1	Nacarius Fant	WR	5-9	170	Fr.-HS	Bowling Green, Ky. (Bowling Green)
22	DeAndre Farris	WR	5-10	180	Fr.-HS	Shelbyville, Ky. (Collins)
32	D'Andre Ferby	RB	6-1	240	Fr.-HS	Nashville, Tenn. (Ensworth)
9	Nelson Fishback	QB	6-2	215	Jr.-1L	Oroville, Calif. (Butte Coll.)
14	Juwan Gardner	DB	6-1	200	r-Fr.-RS	Louisville, Ky. (DuPont Manual)
6	Joel German	WR	6-0	185	r-Sr.-2L	Fort Myers, Fla. (Dunbar)
93	DeMarcus Glover	DL	6-4	270	So.-1L	Pensacola, Fla. (Pine Forest)
86	Tim Gorski	TE	6-7	253	r-Jr.-2L	Chicago, Ill. (St. Rita)
13	Antwane Grant	WR	6-1	195	Jr.-JC	Wilmington, Del. (Nassau CC)
70	Max Halpin	OL	6-3	295	r-So.-1L	Fort Mitchell, Ky. (Covington Catholic)
80	Mitchell Henry	TE	6-4	245	Sr.-3L	Elizabethtown, Ky. (Elizabethtown)
82	Tyler Higbee	TE	6-5	233	r-Jr.-2L	Clearwater, Fla. (East Lake)
10	Nick Holt	LB	6-1	230	r-Jr.-JC	Seattle, Wash. (College of San Fran.)
99	D'Von Isaac	DL	6-4	290	So.-1L	Alpharetta, Ga. (Alpharetta)
30	Prince Charles Iworah	DB	5-11	193	r-Jr.-1L	Nashville, Tenn. (Father Ryan)
4	Joel Iyiegbuniwe	LB	6-2	210	Fr.-HS	Bowling Green, Ky. (South Warren)
29	Leverick Johnson	DB	6-1	190	r-Fr.-RS	Miami, Fla. (Northwestern)
18	Shaquille Johnson	TE	6-4	230	So.-1L	Lake City, Fla. (Columbia)
73	Kyle Jones	OL	6-4	300	r-Fr.-RS	Mulberry, Fla. (Mulberry)
91	Trae Jones	DL	6-1	280	r-Fr.-RS	Cusseta, Ga. (Chattahoochee)
5	Troy Jones	QB	6-2	210	r-Jr.-JC	Baltimore, Md. (Nassau CC)
21	Shawn Lacey	DB	5-11	170	r-Sr.-Sq.	Louisville, Ky. (Southern)
76	Forrest Lamp	OL	6-4	296	r-So.-1L	Venice, Fla. (Venice)
53	Julian Leslie	DL	6-3	237	r-So.-Sq.	Miami, Fla. (Coral Reef)
45	Branden Leston	DB	6-3	215	r-So.-Sq.	Clearwater, Fla. (Presbyterian)
96	Julien Lewis	DL	6-3	285	Fr.-HS	Madison, Ala. (Bob Jones)
65	Scott Liebert	OL	6-3	280	Fr.-HS	Louisville, Ky. (Trinity)
46	Derek Mahaffey	DL	6-2	265	Fr.-HS	Oxford, Ala. (Oxford)
79	Joe Manley	OL	6-6	320	r-So.-TR	Bowling Green, Ky. (Louisville)
71	Justin Martinez	OL	6-3	275	r-Fr.-RS	Port Saint Lucie, Fla. (St. Lucie West)

NUMERICAL ROSTER

1	Nacarius Fant	WR
2	Taywan Taylor	WR
3	Lonnie Turner	WR
4	Drew Eckels	QB
4	Joel Iyiegbuniwe	LB
5	Troy Jones	QB
5	Wonderful Terry	DB
6	Devante Duclos	LB
6	Joel German	WR
7	Joe Brown	RB
7	DeVante Thomas	DB
8	Todd Porter	QB
8	Marcus Ward	DB
9	Nelson Fishback	QB
9	Daqual Randall	LB
10	Nick Holt	LB
10	Willie McNeal	WR
11	Devin Scott	TE
11	Evan Tinsley	DL
12	Brandon Doughty	QB
13	Antwane Grant	WR
13	Nick Newton	LB
14	Juwan Gardner	DB
15	Nicholas Norris	WR
15	Joseph Occhipinti	P
16	Parker McLeod	QB
16	T.J. Smith	DL
17	Dejon Brown	LB
17	Stephon Brown	WR
18	Shaquille Johnson	TE
19	Cam Thomas	DB
20	Nathan Roush	DB
20	Anthony Wales	RB
21	Jared Dangerfield	WR
21	Shawn Lacey	DB
22	Forrest Coleman	DB
22	DeAndre Farris	WR
24	Dalton Patterson	DB
25	Blair Vaughan	RB
25	Masai Whyte	LB
26	Darmontre Warr	RB
27	Martavius Mims	DB
28	Rico Brown	DB
29	Leverick Johnson	DB
30	Prince Charles Iworah	DB
31	Terran Williams	LB
32	Ryan Duvall	DL
32	D'Andre Ferby	RB
33	Leon Allen	RB
34	Drew Davis	LB
35	Demetrius Coley	RB
37	De'Vonta Moffitt	WR
38	Ricardo Singh	DB
39	Mike Mugler	K
40	Isaac Tanner	LB



WKU VS. CENTRAL MICHIGAN

@WKUFootball // @WKUSports // @WKUSportsPics



2014 WKU HILLTOPPERS

NUMERICAL ROSTER		NO.	NAME	POS.	HT	WT	CL	HOMETOWN/LAST SCHOOL
		16	Parker McLeod	QB	6-3	195	r-Fr.-TR	Marietta, Ga. (Alabama)
41	De'Andre Simmons	10	Willie McNeal	WR	5-10	180	r-Sr.-3L	Bradenton, Fla. (Braden River)
42	Jalen Sleet	27	Martavius Mims	DB	6-1	180	Fr.-HS	Muscle Shoals, Ala. (Muscle Shoals)
44	Gunnar Scholoto	37	De'Vonta Moffitt	WR	6-0	180	Fr.-HS	Louisville, Ky. (Doss)
44	Jordan Tyler	39	Mike Mugler	K	5-10	185	r-Sr.-1L	Virginia Beach, Va. (First Colonial)
45	Branden Leston	13	Nick Newton	LB	6-3	230	r-Jr.-TR	Clearwater, Fla. (Presbyterian)
46	Derek Mahaffey	69	Matt Nord	OL	6-6	309	r-So.-1L	Louisville, Ky. (DeSales)
47	Nolan Dowling	15	Nicholas Norris	WR	5-10	175	So.-1L	Miami, Fla. (Booker T. Washington)
48	Kalvin Robinson	15	Joseph Occhipinti	P	6-3	190	So.-1L	Nashville, Tenn. (Hillsboro)
51	Brandon Ray	58	Derik Overstreet	DL	6-2	250	Fr.-HS	Paducah, Ky. (Paducah Tilghman)
52	Cameron Clemmons	24	Dalton Patterson	DB	6-3	195	r-Sr.-1L	New Orleans, La. (Ark. Baptist Coll.)
53	Julian Leslie	8	Todd Porter	QB	6-4	195	So.-Sq.	O'Fallon, Ill. (O'Fallon)
54	Daeshawn Bertram	90	Marquez Pride	DL	6-1	230	r-So.-Sq.	Madison, Ala. (Bob Jones)
55	Evan Sayner	9	Daqual Randall	LB	6-0	245	Jr.-2L	Palmetto, Fla. (Palmetto)
56	Garrett Schwettman	51	Brandon Ray	OL	6-3	285	r-Fr.-RS	Madison, Ala. (Bob Jones)
57	Derrell Young	59	Tanner Reeves	DL	6-4	230	r-Fr.-RS	Lakeland, Fla. (George W. Jenkins)
58	Derik Overstreet	48	Kalvin Robinson	DL	6-5	240	So.-1L	Birmingham, Ala. (Vestavia Hills)
59	Tanner Reeves	77	Donald Rocker	OL	6-4	300	r-Fr.-RS	Jacksonville, Fla. (Sandalwood)
61	Matt Boston	88	Gavin Rocker	DL	6-2	240	r-Jr.-2L	Tyrone, Ga. (Sandy Creek)
62	Darrell Williams	20	Nathan Roush	DB	6-2	180	Fr.-HS	Louisville, Ky. (DeSales)
64	Dennis Edwards	55	Evan Sayner	DL	6-3	265	Fr.-HS	Paducah, Ky. (McCracken County)
65	Scott Liebert	44	Gunnar Scholoto	RB	6-2	219	Fr.-HS	Hendersonville, Tenn. (Pope John Paul II)
67	Derrick Stark	56	Garrett Schwettman	K	5-11	160	Jr.-2L	Murray, Ky. (Calloway County)
69	Matt Nord	11	Devin Scott	TE	6-4	240	r-Jr.-1L	Indianapolis, Ind. (Warren Central)
70	Max Halpin	94	Bryan Shorter	DL	6-2	285	r-Jr.-2L	Phenix City, Ala. (Central-Phenix)
71	Justin Martinez	41	De'Andre Simmons	DB	5-11	180	r-Fr.-RS	Royal Palm Beach, Fla. (Royal Palm Beach)
72	Connor Popeck	75	Jimmie Sims	OL	6-5	285	r-Fr.-RS	New Orleans, La. (McDonogh 35)
73	Kyle Jones	38	Ricardo Singh	DB	5-11	190	r-Sr.-3L	Auburndale, Fla. (Auburndale)
75	Jimmie Sims	42	Jalen Sleet	DB	5-11	180	r-So.-Sq.	Lexington, Ky. (Lafayette)
76	Forrest Lamp	16	T.J. Smith	DL	6-2	240	Sr.-3L	Hazel Green, Ala. (Hazel Green)
77	Donald Rocker	67	Derrick Stark	OL	6-2	295	r-Sr.-Sq.	Dayton, Ohio (Tiffin)
78	Maurice Bennett	40	Isaac Tanner	LB	6-0	220	Fr.-HS	Tampa, Fla. (Freedom)
79	Joe Manley	2	Taywan Taylor	WR	6-1	190	So.-1L	Louisville, Ky. (Pleasure Ridge Park)
80	Mitchell Henry	98	Devante Terrell	DL	6-0	295	r-So.-1L	Lakeland, Fla. (Lake Gibson)
81	Kylen Towner	5	Wonderful Terry	DB	5-10	180	Jr.-JC	Fort Pierce, Fla. (Garden City CC)
82	Tyler Higbee	19	Cam Thomas	DB	6-1	190	r-Sr.-3L	Paterson, N.J. (Milford Academy)
83	Will Bush	7	DeVante Thomas	DB	5-10	190	Sr.-1L	Baltimore, Md. (Hartnell College)
85	Nick True	11	Evan Tinsley	DL	6-3	230	r-Fr.-RS	Alexandria, Va. (Edison)
86	Tim Gorski	81	Kylen Towner	WR	5-9	180	r-Fr.-RS	Mobile, Ala. (St. Paul's Episcopal)
87	Donte Desalle	85	Nick True	TE	6-5	250	Fr.-HS	Fort Thomas, Ky. (Highlands)
88	Gavin Rocker	3	Lonnie Turner	WR	5-11	180	Sr.-Sq.	Inglewood, Calif. (LA Harbor College)
90	Marquez Pride	44	Jordan Tyler	LB	6-0	201	Fr.-HS	Paducah, Ky. (Paducah Tilghman)
91	Trae Jones	25	Blair Vaughan	RB	6-1	240	r-So.-1L	Clearwater, Fla. (Central Catholic)
92	Ge'Monee Brown	20	Anthony Wales	RB	5-10	190	r-So.-1L	Louisville, Ky. (Central)
93	DeMarcus Glover	8	Marcus Ward	DB	6-3	220	So.-1L	Birmingham, Ala. (Vestavia Hills)
94	Bryan Shorter	26	Darmontre Warr	RB	5-9	190	r-So.-1L	Louisville, Ky. (DuPont Manual)
95	Raphael Cox	25	Masai Whyte	LB	6-0	210	Fr.-HS	Shelbyville, Ky. (Collins)
96	Julien Lewis	62	Darrell Williams	OL	6-6	310	r-So.-1L	Dublin, Ga. (West Laurens)
97	Byron Carver	31	Terran Williams	LB	6-2	222	Sr.-3L	Bradenton, Fla. (Southeast)
98	Devante Terrell	57	Derrell Young	LB	6-1	205	So.-Sq.	Fort Lauderdale, Fla. (Boyd Anderson)
99	D'Von Isaac							



2014 POPEYES BAHAMAS BOWL MEDIA GUIDE

@WKUFootball // @WKUSports \\ @WKUSportsPics



BOWL SCHEDULE

TENTATIVE POPEYES BAHAMAS BOWL ITINERARY

ALL TIMES BELOW ARE LOCAL. (BOWLING GREEN, KY - CST | NASSAU, BAHAMAS - EST)

				11 Thursday Practice Begins 2:20-4:30 p.m. Offensive coaches and players available	12 Friday Practice 2:20-4:30 p.m. Defensive coaches and players available	13 Saturday Practice 10 a.m.-Noon Jeff Brohm available
14 Sunday Players off	15 Monday 11:30 a.m. Jeff Brohm and two players for weekly media luncheon	16 Tuesday 10 a.m.-Noon Offensive coaches and players available	17 Wednesday 10 a.m.-Noon Defensive coaches and players available	18 Thursday 10 a.m.-Noon Jeff Brohm available	19 Friday Closed Practice No availability	20 Saturday Team departs for bowl game from Nashville
21 Sunday 9-11 a.m. Practice at Roscow A.L. Davies Field 4-6:30 p.m. Beach Bash and Dinner	22 Monday 9-11 a.m. Practice at Roscow A.L. Davies Field 3-5 p.m. Ranfurlly Homes for Children visit	23 Tuesday 10-11 a.m. Team Photo at Robinson Stadium 11 a.m.-Noon Bowl Press Conference at Robinson Stadium	24 Wednesday Noon ESPN Kickoff from Robinson Stadium			

MEDIA CREDENTIALS AND PARKING PASSES

All credential and parking requests should be made via the Media Credential Request through the Popeyes Bahamas Bowl.

Contact Chris Pika at 678-908-4853 or chris.pika@bahamasbowl.com for more information.



ABOUT THE GAME

The inaugural Popeyes Bahamas Bowl will kick off December 24, 2014 at the Thomas A. Robinson National Stadium.

Named for the Bahamian Olympian track & field star, the stadium currently has a capacity of 15,000, but the facility has the ability to be expanded to hold as many as 30,000.



CONTACT INFORMATION

WKU ATHLETIC MEDIA RELATIONS OFFICE



Kyle Neaves **Director**
Football Contact
 228-424-6921 (Cell)
 270-745-3756 (Office)
 Kyle.Neaves@wku.edu
 @KyleNeaves_WKU



Jeremy Brown **Asst. Director**
Secondary Contact - Players
 812-205-6229 (Cell)
 270-745-5388 (Office)
 Jeremy.Brown@wku.edu
 @JBrownWKU



Robert Sampson **Asst. Director**
Secondary Contact - History
 502-387-8950 (Cell)
 270-745-2599 (Office)
 Robert.Sampson@wku.edu
 @RobertSampson

ATHLETIC MEDIA RELATIONS STAFF DIRECTORY

Michael Schroeder	Assistant A.D./Communications
Kyle Neaves	Director of Media Relations
Jeremy Brown	Assistant Director
Robert Sampson	Assistant Director
Whitney Tarp	Assistant Director
Paul Just	SID Emeritus/Historian
Megan Stearman	Lead Photographer
Josh Lindsey	Staff Photographer
Dr. James Robinson	Staff Photographer
Adam Klupp	Student Assistant
Lillie-Anne Mulligan	Student Assistant

MAILING INFORMATION

E.A. Diddle Arena c/o Media Relations
 1605 Avenue of Champions
 Bowling Green, KY 42101-6412

WEBSITE

WKUSports.com

SOCIAL MEDIA

Twitter:	Facebook:	Instagram
@WKUSports	WKU Athletics	@WKUSports
@WKUFootball	WKU Football	@WKU_Football
@JeffBrohm		
@WKUSportsPics		

CONFERENCE USA MEDIA RELATIONS OFFICE

Russ Anderson **Assistant Commissioner**
 RAnderson@c-usa.org

MAILING INFORMATION

Conference USA
 5201 North O'Connor - Suite 300
 Irving, Texas 75039

PHONE

214-774-1300

FAX

214-496-0055

WEBSITE

ConferenceUSA.com

SOCIAL MEDIA

Twitter:	Facebook:
@Conference_USA	Conference USA
@CUSA FB	

BAHAMAS BOWL MEDIA RELATIONS

Chris Pika
 chris.pika@bahamasbowl.com

MAILING INFORMATION (TEAM HOTEL)

Atlantis Bahamas
 1 Casino Drive
 Paradise Island, Bahamas

PHONE

242-363-3000

WEBSITE

PopeyesBahamasBowl.com

SOCIAL MEDIA

Twitter:
 @TheBahamasBowl

Facebook:
 Popeyes Bahamas Bowl

WE ARE 'WKU'

Western Kentucky University has a long and storied history across its 18 Division I NCAA programs.

We respectfully ask that you refer to our University's athletic programs as the *WKU Hilltoppers* and *WKU Lady Toppers*.

Please refrain from using any of the following variations

W. Kentucky
 Western Ky.

Western Kentucky
 Western



2014 POPEYES BAHAMAS BOWL MEDIA GUIDE

@WKUFootball // @WKUSports \ @WKUSportsPics



DEPTH CHART NOTES

QB



#12 Brandon Doughty
6-3, 210, r-Sr., Davie, Fla.

- Leads the nation with 44 TD passes (T-16 all-time) and 4,344 yards (35th all-time) in 2014
- Established FBS record for TD passes in a road game with 8 in win over previously unbeaten Marshall
- Set C-USA and WKU record for single-game passing yards (593) at Middle Tennessee on 9/13
- Nine 300-yard games, eight 3+TD games, five 4+ TD games and four 5+ TD games in 2014

Year	GP/GS	Cmp.	Att.	Pct.	Yds.	TD/INT
2014	12/12	344	510	67.5	4344	44/10
Career	28/23	570	859	66.4	7314	58/25
Car. Highs:		46	66	88.4	593	8/5



#9 Nelson Fishback
6-2, 215, Jr., Durham, Calif.

- Has made five career appearances under center for the Hilltoppers, all in 2013
- Registered first-career start in homecoming game versus Troy on Oct. 26, 2013
- Threw only TD pass of his career to tight end Tim Gorski in 44-28 win at Georgia State

Year	GP/GS	Cmp.	Att.	Pct.	Yds.	TD/INT
2014	0/0	0	0	0	0	0/0
Car. Highs:		5	6		78	1/0

RB



#33 Leon Allen
6-0, 235, Jr., Bradenton, Fla.

- Set C-USA and WKU single-game rushing record with 345 yards vs. Army (16th in FBS history)
- Led Conference USA and ranked 4th nationally with 1,921 scrimmage yards in regular season
- 1 of 2 players in nation with over 1,400 rush yards and 400 receiving yards in 2014
- Has scored eight TDs and racked up 914 scrimmage yards in four-game winning streak (698 rush)

Year	GP/GS	Rush	Yds.	Avg.	TD	Long
2014	12/10	259	1490	5.8	12	80
Career	36/11	387	2164	5.6	19	80
Car. Highs:		33	345	12.0	3	80



#20 Anthony Wales
5-10, 190, r-So., Louisville, Ky.

- Gashed UAB for career-best 138 yards and three TDs on 14 carries on Oct. 4
- 75-yard TD run against UAB was longest for WKU since 2007
- Owens long runs of 75 yards and 46 yards this season

Year	GP/GS	Rush	Yds.	Avg.	TD	Long
2014	10/2	68	423	42.3	4	75
Car. Highs:		14	138		3	75

WR



#21 Jared Dangerfield
6-3, 200, Jr., West Palm Beach, Fla.

- Leads WKU wideouts with 64 catches and 10 TDs and is second with 738 yards
- Three catches shy of breaking WKU single-season receptions record
- Needs one touchdown to tie and two to break WKU single-season reception TD record
- Ranked second in C-USA and tied for 12th nationally with 10 TD grabs in regular season

Year	GP/GS	Rec	Yds.	Avg.	TD	Long
2014	12/12	64	738	61.5	10	39
Career	12/12	64	738	61.5	10	39
Car. Highs:		10	117		2	39



#13 Antwane Grant
6-1, 195, Jr., Wilmington, Del.

- Over 50 receiving yards in 7 of 9 games played this season - one of four WR with 5+ TD catches
- Ranks 10th in C-USA in receptions per game (4.3)
- Posted career highs in catches (6) and yards (73) at Middle Tennessee on 9/13

Year	GP/GS	Rec.	Yds.	Avg.	TD	Long
2014	9/5	39	479	53.2	5	34
Car. Highs:		6	73		2	34

WR



#10 Willie McNeal
5-10, 180, r-Sr., Bradenton, Fla.

- WKU's active career leader in receptions (166), receiving yards (2,026) and touchdowns (20)
- Ranks 36th among active FBS players with 3,515 career all-purpose yards
- Ranks second all-time at WKU with 166 career receptions and is three catches shy of all-time record
- Caught 45-yard TD vs. Army, 67-yard TD vs. UTSA and game-winning 2-point conversion at Marshall

Year	GP/GS	Rec	Yds.	Avg.	TD	Long
2014	12/8	51	511	42.6	7	67
Career	50/29	166	2026	40.5	20	67
Car. Highs:		7	120		2	67



#6 Joel German
6-0, 185, r-Sr., Fort Myers, Fla.

- Has scored all three career TDs in 2014, including one in win at previously unbeaten Marshall
- 11 career catches of 20+ yards
- Tallied a career high 93 receiving yards, including a career-best 50 yard TD grab, against UTEP

Year	GP/GS	Rec.	Yds.	Avg.	TD	Long
2014	12/0	23	311	27.6	3	50
Car. Highs:		7	93		1	50

WR



#2 Taywan Taylor
6-1, 190, So., Louisville, Ky.

- Leads WKU with 739 receiving yards and with 10 catches of 20+ yards
- Six of seven TD catches have gone for 30+ yards, including career long 75-yarder at Marshall
- Midseason All C-USA selection by Phil Steele
- Taylor's 12 catches against BG is the second-highest single-game total by a C-USA WR in '14

Year	GP/GS	Rec	Yds.	Avg.	TD	Long
2014	12/6	44	739	61.6	7	75
Career	24/14	68	1009	42.0	7	75
Car. Highs:		12	185		1	75



#15 Nicholas Norris
5-10, 175, So., Miami, Fla.

- Torched Middle Tennessee for a career high 174 yards and a TD on six receptions
- Averaging 17.48 yards per catch in 2014 after averaging 13 yards per catch in 2013
- Ranks fifth nationally with a third-down reception average of 30.75 yards (4 rec., 123 yards)

Year	GP/GS	Rec.	Yds.	Avg.	TD	Long
2014	12/0	19	338	28.2	2	67
Car. Highs:		7	174		2	67

TE



#80 Mitchell Henry
6-4, 245, Sr., Elizabethtown, Ky.

- John Mackey Tight End of The Week (3) following 7 catch, 128-yard and 2 TD performance at MT
- Johnny Mackey Award Midseason Watch List and 1st Team Midseason All C-USA (Phil Steele)
- Candidate for Wuerffel Trophy, which recognizes academic, athletic and community achievements
- Has established career highs in catches, yards and touchdowns as a senior

Year	GP/GS	Rec	Yds.	Avg.	TD	Long
2014	11/9	29	442	40.2	3	33
Career	46/23	75	1047	22.8	11	43
Car. Highs:		7	128		2	43




#86 Tim Gorski
6-7, 253, r-Jr., Chicago, Ill.

- Hauled in 14 catches for 137 yards and a TD in five starts to close 2013
- Seven career receptions of 15 yards or longer, including 25-yarder in win at Marshall
- Scored 15-yard TD on first-career reception in first-career game against Austin Peay in 2012

Year	GP/GS	Rec.	Yds.	Avg.	TD	Long
2014	12/3	1	25	2.1	0	25
Car. Highs:		4	45		1	25

LT



#76 Forrest Lamp
6-4, 296, r-So., Venice, Fla.

- Will make 22nd-consecutive start at left tackle in the bowl game
- Graded out as WKU's top lineman in every game and provided protection for 25 single-season team offensive records in 2014
- Has protected blindsides of QB Brandon Doughty and sealed edge for RB Leon Allen in C-USA single-game record performances
- Preseason/Midseason All C-USA selection by Phil Steele and a 2013 All-Sun Belt Honorable Mention selection

Year	GP/GS
2014	12/12
Career	24/24



#75 Jimmie Sims
6-5, 285, r-Fr., New Orleans, La.

- Made first-career appearance at Illinois on 9/6 and also appeared in eight games overall this season
- Mentioned as one of top offensive linemen in 2013 class for state of Louisiana by Louisiana Football Magazine
- One of two Hilltoppers hailing from New Orleans (DB Dalton Patterson)

Year	GP/GS
2014	8/0
Career:	8/0

LG



#51 Brandon Ray
6-3, 285, r-Fr., Madison, Ala.

- Will make 13th-straight start at left guard in the bowl game
- Made his Hilltopper debut against Bowling Green after redshirting in 2013
- Has paved way for school record yardage performances against Bowling Green, Middle Tennessee and Marshall
- Class 6A Honorable Mention All-State OL at Bob Jones HS

Year	GP/GS
2014	12/12
Career	12/12



#79 Joe Manley
6-6, 320, r-So., Bowling Green, Ky.

- Transferred from Louisville prior to 2014 season and has appeared in 10-straight games in the OL rotation
- Appeared in nine games for the Cardinals in 2013 after redshirting his freshman season
- First Team All-State offensive lineman for 2011 Bowling Green HS team that went undefeated and won 5A State Championship

Year	GP/GS
2014	10/0
Career:	10/0

C



#67 Derrick Stark
6-2, 295, r-Sr., Dayton, Ohio

- Made first-career start at center vs. Navy and anchored an attack that put up 551 yards of offense
- Has started last nine games at center since redshirt sophomore Max Halpin's injury
- Started three games at right guard before replacing the injured Halpin at center at Navy
- First Team All-State selection after senior season at Trotwood-Madison HS

Year	GP/GS
2014	12/12
Career	13/12



#51 Brandon Ray
6-3, 285, r-Fr., Madison, Ala..

- Will make 13th-straight start at left guard in the bowl game
- Made his Hilltopper debut against Bowling Green after redshirting in 2013
- Has paved way for school record yardage performances against both Bowling Green and Middle Tennessee

Year	GP/GS
2014	12/12
Career	12/12

RG



#62 Darrell Williams
6-6, 310, r-So., Dublin, Ga.

- Has started nine-straight games at RG after missing Middle Tennessee and Illinois contests with injury
- Made three starts at right tackle in final three games as a redshirt freshman in 2013, a stretch WKU went 3-0 in
- Appeared in seven games overall in 2013 and was one of three redshirt freshman to start on the line
- Two-star recruit out of West Laurens HS, where he was a four-year letterwinner in football and basketball

Year	GP/GS
2014	10/9
Career	17/12



#67 Derrick Stark
6-2, 295, r-Sr., Dayton, Ohio

- Made first-career start at center vs. Navy and anchored an attack that put up 551 yards of offense
- Started three games at right guard before replacing the injured Halpin at center at Navy
- First Team All-State selection after senior season at Trotwood-Madison HS

Year	GP/GS
2014	12/12
Career	13/12

RT



#52 Cameron Clemmons
6-6, 305, r-Sr., Mount Juliet, Tenn.

- WKU's active leader in starts (43) and will make 31st-straight start in the bowl game
- Named 1 of 30 Senior CLASS Award candidates in the FBS on Sept. 18
- Accepted invitation to East-West Shrine Game on Jan. 17 in St. Petersburg, Fla.
- Has made 19 career starts at right tackle, 14 at left tackle and nine at right guard

Year	GP/GS
2014	12/12
Career	44/43



#69 Matt Nord
6-6, 309, r-So., Louisville, Ky.

- Has appeared in 16-consecutive games dating back to 2013, primarily as a reserve tackle and on special teams
- Nephew of running backs coach and special teams coordinator Greg Nord
- Named to the Bluegrass All-Star team following senior season at DeSales HS

Year	GP/GS
2014	12/0
Career:	16/0



WKU VS. CENTRAL MICHIGAN

@WKUFootball // @WKUSports \ @WKUSportsPics



DEPTH CHART NOTES

DE



#58 Derik Overstreet
6-2, 250, Fr., Paducah, Ky

- Has started last six games and made 23 tackles, including a career high five stops vs. UTEP
- Recovered his first-career fumble at LA Tech and first career tackle for loss vs. UTSA
- Only true freshman on two-deep and WKU is 5-1 with him in starting lineup
- First Team All-State at Paducah Tilghman after recording 130 tackles and 20 sacks as a senior

Year	GP/GS	UT	AT	TT	Sack	TFL
2014	8/6	18	8	26	0.0-0	1.0-8
Career	8/6	18	8	26	0.0-0	1.0-8
Car. Highs:	3	2	4	0.0	1.0-8	

DT



#98 Devante Terrell
6-0, 295, r-So., Lakeland, Fla.

- Recorded his first career sack at Navy, which resulted in an eight-yard loss
- Recovered the first fumble of his career at Illinois to set up WKU's first score in Champaign
- Tallied a career high seven tackles at Middle Tennessee
- Ranked as a three-star recruit by Rivals.com coming out of Lake Gibson HS

Year	GP/GS	UT	AT	TT	Sack	TFL
2014	12/8	18	8	26	1.0-8	1.5-8
Career	24/16	29	30	59	1.5-12	3.5-17
Car. Highs:	6	5	7	1.0	1.0	

DT



#92 Ge'Monee Brown
6-2, 305, Jr., Petal, Miss.

- Leads WKU with 8.0 tackles for loss and has made at least one TFL in four of last six games
- Has made at least one tackle in seven of last 11 games, including a career high 4 vs. UAB
- Legally changed named from Jamonee (Juh-MON-ee) to Ge'Monee (G-Money))

Year	GP/GS	UT	AT	TT	Sack	TFL
2014	12/3	13	5	18	1.0-10	4.0-13
Car. Highs:	4	2	5	1.0-10	1.0-10	

DE



#94 Bryan Shorter
6-2, 285, r-Jr., Phenix City, Ala.

- Leads team with 5.5 sacks and leads all Hilltopper DL with 41 tackles
- Has a tackle for loss in eight of 12 games with lost yardage totaling a team-high 40
- Recovered a fumble at West Division C-USA champ LA Tech and had a sack at East champ Marshall
- Multiple tackles in 11 of 12 games this season

Year	GP/GS	UT	AT	TT	Sack	TFL
2014	12/8	24	17	41	5.5-49	7.5-51
Career	28/15	35	29	64	6.5-54	7.5-51
Car. Highs:	3	5	7	1.0	1.0	

LB



#93 Demarcus Glover
6-4, 270, So., Pensacola, Fla.

- Has started three games at tackle for the Hilltoppers
- Converted from defensive end following his freshman season
- Saw action in seven games as a true freshman and earned first career start at South Alabama in 2013

Year	GP/GS	UT	AT	TT	Sack	TFL
2014	8/3	2	4	6	4.5-38	5.5-39
Car. Highs:	2	2	3	0.0	0.0	

DE



#88 Gavin Rocker
6-2, 245, r-Jr., Tyrone, Ga.

- Closed regular season strong, recording 7 tackles, 3.5 TFL, 3.0 sacks with a FF and FR in last 2 games
- Only non-senior player elected as a team captain before start of 2014 season
- WKU's most experienced defensive lineman with 24 career starts and 9.5 sacks under his belt
- Career-best performance against UTSA as he had 2 sacks, forced a fumble and recovered a fumble

Year	GP/GS	UT	AT	TT	Sack	TFL
2014	12/12	25	14	39	4.5-30	6.0-35
Career	36/24	52	38	90	9.5-62	15.5-72
Car. Highs:	5	7	7	2.0-14	2.5-15	

DE



#59 Tanner Reeves
6-4, 230, r-Fr., Lakeland, Fla.

- Ranks third on the team with three sacks and also has 4.0 tackles for loss
- Picked up a pair of sacks in his first career game against Bowling Green
- Appeared in nine of 12 games this season and has made three starts

Year	GP/GS	UT	AT	TT	Sack	TFL
2014	9/3	12	6	18	3.0-23	4.0-27
Car. Highs:	2	2	4	2.0	2.0	

LB



#31 Terran Williams
6-2, 222, Sr., Bradenton, Fla.

- First-season as starting LB after sitting behind former all-conference LBs X. Boyd and A. Jackson
- Has played in 46 of 49 games for the Hilltoppers since 2011
- 25 tackles and 2.0 tackles for loss during four-game winning streak
- Has been nicknamed "Chill" since birth

Year	GP/GS	UT	AT	TT	Sack	TFL
2014	10/8	32	19	51	0.0-0	2.0-5
Career	45/14	61	43	104	2.0-23	6.0-29
Car. Highs:	6	4	9	1.0	2.0	

LB



#9 Daquall Randall
6-0, 245, Jr., Palmetto, Fla.

- Has led WKU in tackles twice this season in games against UAB (15) and FAU (12)
- Entered 2014 as the only linebacker with starting experience on the Hill
- Compiled 358 career tackles at Palmetto HS, earning All-State honors as a senior in 2011

Year	GP/GS	UT	AT	TT	Sack	TFL
2014	8/3	18	19	37	0.5-0	0.5-0
Car. Highs:	6	9	15	0.5	0.5	

LB



#10 Nick Holt
6-1, 230, r-Jr., Seattle, Wash.

- Finished regular season ranked second in C-USA with 103 tackles and 8.6 tackles per game
- Posted 10+ tackles in games against Illinois, MT, UAB, FAU and Marshall
- First Team Midseason All C-USA selection by Phil Steele
- Son of defensive coordinator Nick Holt

Year	GP/GS	UT	AT	TT	Sack	TFL
2014	12/12	59	44	103	1.5-10	7.0-23
Career	12/12	59	44	103	1.5-10	7.0-23
Car. Highs:	9	8	12	1.0	2.0	

LB



#54 Daeshawn Bertram
6-0, 220, r-Fr., Louisville, Ky.

- Appeared in 10 games this season and made at least one tackle in six-straight games played
- Recorded his first-career interception at LA Tech and forced a fumble in win over UTSA
- Posted a career high three tackles in win over UTEP

Year	GP/GS	UT	AT	TT	Sack	TFL
2014	10/0	9	4	13	1.0-6	1.0-6
Car. Highs:	3	2	3	1.0-6	1.0	

LB



#17 Dejon Brown
6-3, 225, Jr., Beaumont, Calif.

- Posted back-to-back double-digit tackle performances against Navy (10) and UAB (11)
- Has made at least five tackles in 10-straight games and ranks second on team with 70 stops
- Highly-coveted JUCO signee out of Mt. San Jacinto CC, ranked as No. 4 OLB recruit
- At Beaumont HS, Brown tallied 71 tackles, added 201 rec. yards & played guard on basketball team

Year	GP/GS	UT	AT	TT	Sack	TFL
2014	12/10	49	22	71	2.0-8	6.5-17
Career	12/10	49	22	71	2.0-8	6.5-17
Car. Highs:	7	4	11	1.0	2.0	

CB



#6 Devante Duclos
6-1, 240, So., Miami, Fla.

- Has appeared in 19 games for WKU since his arrival, including a start at Texas State on 11/23/13
- Tied his career high with three tackles at Illinois earlier this season
- Won two state titles at Miami Central, where he led the Rockets to a No. 1 national ranking in 2012

Year	GP/GS	UT	AT	TT	Sack	TFL
2014	7/0	3	2	5	0.0-0	0.0-0
Car. Highs:	3	1	3	0.0	0.0	

CB



#19 Cam Thomas
6-1, 190, r-Sr., Paterson, N.J.

- 2014 Jim Thorpe Award Watch List Member and Preseason All-CUSA selection by Phil Steele
- Ranked 17th nationally with 15 passes defended and 20th with five INTs in 2013
- One of 22 active FBS players and just the seventh player in WKU history with 10 career INTs
- Accepted invitation to East-West Shrine Game on Jan. 17 in St. Petersburg, Fla.

Year	GP/GS	UT	AT	TT	TFL	INT/PBU
2014	10/10	33	8	41	1.0-2	1/4
Career	43/29	121	30	151	5.0-24	10/23
Car. Highs:	12	6	13	1.0	2/3	

S



#22 Forrest Coleman
6-2, 175, r-Jr., Stockton, Calif.

- Started at LA Tech and vs. UTEP and has appeared in eight of last nine games
- Racked up a career high seven tackles at LA Tech
- Five interceptions, 6 pass breakups and a fumble recovery as a sophomore at SJDDC

Year	GP/GS	UT	AT	TT	TFL	INT/PBU
2014	9/2	8	2	10	0.0-0	0/1
Car. Highs:	5	2	7	0.0	0/1	

S



#45 Branden Leston
6-3, 215, r-So., Clearwater, Fla.

- Tied an FBS single-game high with 3 interceptions in win at previously unbeaten Marshall
- Named CFPA National Defensive POW for 3-INT performance off Marshall QB Rakeem Cato
- Started six of last seven games and has made 44 tackles and intercepted 4 passes in that span

Year	GP/GS	UT	AT	TT	TFL	INT/PBU
2014	12/5	41	16	57	3.0-16	4/1
Career	12/5	41	16	57	3.0-16	4/1
Car. Highs:	6	5	9	1.0	3/1	

S



#38 Ricardo Singh
5-11, 190, r-Sr., Auburndale, Fla.

- Snagged first-career INT versus UAB and returned it 85 yards for go-ahead TD in third quarter
- Singh's INT return was the third longest in school history
- Intercepted Marshall QB Rakeem Cato in 4th quarter to set up a crucial WKU TD in the win

Year	GP/GS	UT	AT	TT	TFL	INT/PBU
2014	12/8	29	20	49	0.0-0	2/2
Car. Highs:	5	6	11	0.0	1/1	

S



#8 Marcus Ward
6-3, 204, So., Birmingham, Ala.

- Racked up a career high 8 tackles in win vs. ODU
- Has recorded at least six tackles in six games this season, totaling 60 overall in 2014
- Started first-career game against Kentucky and made three starts overall as rookie in 2013
- Notched first-career interception in a win over Morgan State on 9/21/13

Year	GP/GS	UT	AT	TT	TFL	INT/PBU
2014	12/11	40	20	60	2.0-4	0/1
Career	19/14	49	24	73	2.0-4	1/2
Car. Highs:	6	3	6	1.0	1/1	

S



#14 Juwan Gardner
6-1, 200, r-Fr., Louisville, Ky.

- 96-yard INT return for TD vs. ODU was longest defensive play in WKU history
- Made first career appearance in season-opener against Bowling Green, where he tallied two tackles
- Intercepted 6 passes and returned 3 for TDs while making 99 tackles in final 2 seasons at Manual HS

Year	GP/GS	UT	AT	TT	TFL	INT/PBU
2014	8/0	3	1	4	0.0-0	1/1
Car. Highs:	2	1	2	0.0	1/1	

CB



#30 Prince Charles Iworah
5-11, 193, r-Jr., Nashville, Tenn.

- Has not surrendered a completion of 20+ yards this season
- Intercepted Illinois quarterback Wes Lunt to set up a third-quarter score for WKU in Champaign
- Only multi-sport athlete at WKU as he also sprints for the nationally prominent WKU Track and Field program that finished 18th at 2014 NCAA Championships

Year	GP/GS	UT	AT	TT	TFL	INT/PBU
2014	12/12	26	8	34	2.5-9	1/5
Career	25/12	30	16	46	2.5-9	1/5
Car. Highs:	4	2	5	1.0	1/2	

CB

#5 Wonderful Terry
5-10, 180, r-Jr., Fort Pierce, Fla.

- Named C-USA Defensive Player of the Week twice this season after TDs vs. Illinois, UTEP
- Leads nation with three defensive TDs (2 INT, FR) in 2014. His 90-yard interception return TD against UTEP was the game-winner for WKU in its 13-point second-half comeback victory

Year	GP/GS	UT	AT	TT	TFL	INT/PBU
2014	11/0	27	10	37	3.0-9	2/2
Car. Highs:	7	2	9	1.0	1/1	



2014 POPEYES BAHAMAS BOWL MEDIA GUIDE

@WKUFootball // @WKUSports \ @WKUSportsPics



DEPTH CHART NOTES



#56 Garrett Schwettman
5-11, 160, Jr., Murray, Ky.

- Finished regular season ranked 3rd in C-USA and 15th nationally with 111 points
- Seven points shy of breaking WKU's single-season points record of 117 (Matt Lange - 2003)
- Ranks 4th all-time in WKU scoring with 267 career points (31 shy of all-time record of 298)
- Led C-USA kickers with 111 points and broke WKU single-season PAT record with 63 in regular season

Year	GP/GS	FG	FGA	Lg.	PAT	Pts.
2014	12/12	16	20	42	63-64	111
Career	36/36	39	49	44	150-154	267
Car. Highs: FGs: 4, FGAs: 5						



#15 Joseph Occhipinti
6-3, 190, So., Nashville, Tenn.

- Booted a pair of 50+ yard punts against Bowling Green, including career long 55-yarder
- In 46 punts, has pinned 11 inside 20, booted three 50+ yards and had 14 fair caught
- Pinned UTEP at its own 7-yard line with 3:03 left in fourth quarter of 35-27 win
- Punted a career-high eight times for 297 yards (36.2 avg) at LA Tech

Year	GP/GS	No.	Yds.	Avg.	1-20	Lg.
2014	12/12	46	1733	37.7	11	55
Career	17/13	52	1930	37.1	12	55
Car. Highs: 8 297 53.0 2 55						



#39 Mike Mugler
5-10, 185, r-Sr., Virginia Beach, Va.

- First year as WKU's primary kickoff specialist after moving into role late in 2013
- Averaging 55.5 yards per kickoff and has 7 touchbacks
- Listed as one of top kickers in Beach District by the Virginian-Pilot in 2010
- Spent time at James Madison before enrolling at WKU

Year	GP/GS	KO	Yds.	Avg.	TB.	OB
2014	12/12	80	4441	55.5	7	2
Career	16/14	94	5266	56.0	9	4
Car. Highs: Avg: 65.0, TBs: 2						



#47 Nolan Dowling
6-3, 206, r-So., Belleville, Ill.

- Has executed 131 error-free snaps for field goals, punts and extra points in 2014
- WKU has executed 80 of 85 field goals and extra points thanks to clean snaps in '14
- Recorded 110 clean snaps for field goals, punts and extra points in 2013
- Ranked as sixth best long snapper in nation by Kohl's Kicking coming out of Belleville HS

Year	GP/GS
2014	12/12
Career	24/24



#81 Kylen Towner
5-9, 180, r-Fr., Mobile, Ala.

- 94-yard kickoff return TD to open second half for WKU against ODU. Finished with career high 186 kickoff return yards - the third highest single-game total in WKU history
- Averaging 22.7 yards per return in 2014
- Won Alabama Class 5A State Championship in 100-meter dash as a junior at St. Paul's Episcopal

Year	PR	Lg.	KR	Lg.	Ret.	TD
2014	6/59	22	28/635	94	1	1
Career	6/59	22	28/635	94	1	1
Car. Highs: 1/22 22 5/186 94 1						

#10 Willie McNeal
5-10, 180, r-Sr., Bradenton, Fla.

- Named FWAA Freshman All-American as kickoff returner in 2010
- 1, 414 of McNeal's 3,515 career all-purpose yards have come in the return game
- Returned a kickoff 90 yards for a touchdown at Kentucky on 9/11/10

Year	PR	Lg.	KR	Lg.	Ret.	TD
2014	4/21	9	13/283	35	0	0
Car. Highs:	3/24	10	7/204	90	1	1

2014 SCHEDULE AND RESULTS

DATE	OPPONENT ('14 REC.)	SITE	TV	TIME (CT)	SERIES/RESULT	NOTE
Aug. 28	BOWLING GREEN (7-5) Falcons	Bowling Green, Ky. Houchens-Smith	CBS SN	6:30 p.m.	W, 59-31	WKU sets 12 school records behind 569 yards from Doughty
Sept. 6	ILLINOIS (6-6) Fighting Illini	Champaign, Ill. Memorial Stadium	BTN	11 a.m.	L, 34-42	UI's Lunt throws for 456 - most allowed by WKU in FBS era
Sept. 13	MIDDLE TENNESSEE (6-6) Blue Raiders	Murfreesboro, Tenn. Floyd Stadium	ASN	6 p.m.	L, 47-50 (3OT)	Longest game in WKU history and set new school record for offense (718)
Sept. 27	NAVY (6-5) Midshipmen	Annapolis, Md. Navy-Marine Corps Memorial	CBS SN	2:30 p.m.	W, 36-27	Doughty - 387 yards, Terry seals win w/ 43 yard pick-six - his 2nd Def. TD in '14
Oct. 4	UAB (6-6) Blazers	Bowling Green, Ky. Houchens-Smith	C-USA DN	6 p.m.	L, 39-42	WKU held to 133 yards and 12 points in second half and outgained 591-503
Oct. 18	FLORIDA ATLANTIC (3-9) Owls	Boca Raton, Fla. FAU Stadium	ASN	11 a.m.	L, 38-45	Hilltoppers outscored 31-7 in 2nd half First 0-3 conference start since 2009
Oct. 25	OLD DOMINION (6-6) Monarchs	Bowling Green, Ky. Houchens-Smith	C-USA DN	3 p.m.	W, 66-51	Doughty sets WKU single-season TD and passing yd record with 5 TDs and 371
Nov. 1	LA Tech (8-5) Bulldogs	Ruston, La. Joe Aillet Stadium	FSN	2 p.m.	L, 10-59	WKU throws 4 INT, held under 300 yds for first time since 2012.
Nov. 8	UTEP (7-5) Miners	Bowling Green, Ky. Houchens-Smith	C-USA DN	3 p.m.	W, 35-27	Wonderful Terry 90yd pick-6 seals game in 4th quarter. Doughty sets cmp record.
Nov. 15	ARMY (4-7) Black Knights	Bowling Green, Ky. Houchens-Smith	CBS SN	11 a.m.	W, 52-24	Allen runs for C-USA and school record 345 yards to lead WKU
Nov. 22	UTSA (4-8) Roadrunners	Bowling Green, Ky. Houchens-Smith	FSN	11 a.m.	W, 45-7	WKU becomes bowl-eligible for 4th consecutive season
Nov. 28	MARSHALL (12-1) Thundering Herd	Huntington, W.V. Joan C. Edwards Stadium	FS1	11 a.m.	W, 67-66 (OT)	1st win over rk opponent in FBS history Doughty throws 8 td, 491 yds

RECORD BREAKDOWN

Opponent Cumulative Record:	72-69
Record of WKU victories:	43-37
Record of WKU losses:	29-32

Cumulative C-USA Opp. Record:	52-46
Remaining Schedule:	N/A
Com. All-Time Record vs. Opp:	38-49



WKU VS. CENTRAL MICHIGAN

@WKUFootball // @WKUSports // @WKUSportsPics



DEPTH CHART

OFFENSE

WR	21	Jared Dangerfield	6-3	200	r-Jr.
	13	Antwane Grant	6-1	195	Jr.
LT	76	Forrest Lamp	6-4	296	r-So.
	75	Jimmie Sims	6-5	285	r-Fr.
LG	51	Brandon Ray	6-3	285	r-Fr.
	79	Joe Manley	6-6	320	r-So.
C	67	Derrick Stark	6-2	295	r-Sr.
	51	Brandon Ray	6-3	285	r-Fr.
RG	62	Darrell Williams	6-6	310	r-So.
	67	Derrick Stark	6-2	295	r-Sr.
RT	52	Cam Clemmons	6-6	305	r-Sr.
	69	Matt Nord	6-6	309	r-So.
WR	10	Willie McNeal	5-10	180	r-Sr.
	6	Joel German	6-0	185	r-Sr.
WR	2	Taywan Taylor	6-1	190	So.
	15	Nicholas Norris	5-10	175	So.
QB	12	Brandon Doughty	6-3	210	r-Sr.
	9	Nelson Fishback	6-2	215	Jr.
RB	33	Leon Allen	6-0	235	Jr.
	20	Anthony Wales	5-10	190	r-So.
TE	80	Mitchell Henry	6-4	245	Sr.
	86	Tim Gorski	6-7	253	r-Jr.
	82	Tyler Higbee	6-5	233	r-Jr.

DEFENSE

DE	58	Derik Overstreet	6-2	250	Fr.
	16	TJ Smith	6-2	240	Sr.
DT	98	Devante Terrell	6-0	295	r-So.
	92	Ge'Monee Brown	6-2	305	Jr.
DT	94	Bryan Shorter	6-2	285	r-Jr.
	93	Demarcus Glover	6-4	270	So.
DE	88	Gavin Rocker	6-2	240	r-Jr.
	59	Tanner Reeves	6-4	230	r-Fr.
LB	31	Terran Williams	6-2	222	Sr.
	9	Daqual Randall	6-0	245	Jr.
LB	10	Nick Holt	6-1	230	r-Jr.
	54	Daeshawn Bertram	6-0	220	r-Fr.
LB	17	Dejon Brown	6-3	235	Jr.
	6	Devante Duclos	6-1	220	So.
CB	19	Cam Thomas	6-1	190	r-Sr.
	22	Forrest Coleman	6-2	185	Jr.
S	45	Branden Leston	6-3	215	r-So.
	38	Ricardo Singh	5-11	190	r-Sr.
S	8	Marcus Ward	6-3	220	So.
	14	Juwan Gardner	6-1	200	r-Fr.
CB	30	Prince Charles Iworah	5-11	193	r-Jr.
	5	Wonderful Terry	5-10	180	Jr.

PRONUNCIATION GUIDE

1	NACARIUS Fant	WR
	Nuh-CAR-ee-Us	
2	TAYWAN Taylor	WR
	Tay-waan	
4	Joel IYIEGBUNIWE	LB
	EE-Yay-Boo-NEE-Way	
6	JOEL German	WR
	Joe-Ell	
6	Devante DUCLOS	LB
	Doo-Close	
9	DAQUAL Randall	LB
	Duh-KWALL	
12	Brandon DOUGHTY	QB
	DOW-tee	
13	ANTWANE Grant	WR
	An-TWAIN	
15	Joseph OCCHIPINTI	K
	Ak-uh-Pen-Tee	
17	DEJON Brown	LB
	Like the mustard 'Dijon'	
29	LEVERICK Johnson	DB
	Luh-VAIR-Ick	
30	Prince Charles IWORAH	DB
	Uh-War-Ruh	
31	TERRAN Williams	LB
	TARE-Un	
56	Garrett SCHWETTMAN	PK
	Shh-Wet-Mun	
92	GE'MONEE Brown	DL
	G-Money	
98	Devante TERRELL	DL
	Tuh-Rell	

SPECIAL TEAMS

PK	56	Garrett Schwettman	5-11	160	Jr.
	15	Joseph Occhipinti	6-3	190	So.
KO	39	Mike Mugler	5-10	185	r-Sr.
PR	81	Kylen Towner	5-9	180	r-Fr.
	10	Willie McNeal	5-10	180	r-Sr.

H	12	Brandon Doughty	6-3	210	r-Sr.
	9	Nelson Fishback	6-2	215	Jr.
KOR	81	Kylen Towner	5-9	180	r-Fr.
	10	Willie McNeal	5-10	180	r-Sr.
P	15	Joseph Occhipinti	6-3	190	So.
SNP	47	Nolan Dowling	6-3	206	r-So.

COACHES LOCATION

On the Field

Jeff Brohm	HC
Nick Holt	DC
Ricky Brumfield	CB/ST
Neil Callaway	OL
Ken Delgado	DE
Don Dunn	DT
Jamarcus Shephard	WR
Ryan Wallace	TE

In the Pressbox

Tyson Helton	OC
Mike Cassity	Secondary
Greg Nord	ST/RB



BOWL NOTES

The Group of...Nine

WKU is one of nine 'Group of Five' programs to reach bowl eligibility in four-straight seasons and one of just 29 teams in the FBS to win seven or more games in four consecutive seasons.

TEAM	2011	2012	2013	2014
WKU	7-5	7-6	8-4	7-5
Cincinnati	10-3	10-3	9-4	9-3
Northern Illinois	11-3	12-2	12-2	11-2
Toledo	9-4	9-4	7-5	8-4
Ohio	10-4	9-4	7-6	6-6
Boise State	12-1	11-2	8-5	10-2
San Diego State	8-5	9-4	8-5	7-5
Arkansas State	10-3	10-3	8-5	7-5
Louisiana-Lafayette	9-4	9-4	9-4	8-4

Not Beginner's Luck

Eight of the 20 FBS head coaching vacancies for the 2014 season were filled by rookie head coaches and of those eight, WKU's Jeff Brohm and Arkansas State's Blake Anderson were the only two to guide their teams to bowl berths.

In total, Brohm was one of nine of 20 coaches to guide his new team to a bowl in 2014.

TEAM	NEW COACH
Texas	Charlie Strong
USC	Steve Sarkisian
Penn State	James Franklin
Louisville	Bobby Petrino
Washington	Chris Petersen
Boise State	Bryan Harsin
WKU	Jeff Brohm*
Bowling Green	Dino Babers
Arkansas State	Blake Anderson*

* - indicates first year as a college head coach at any level

Holiday Season Victories

WKU enters the 2014 postseason with a four-game winning streak. Dating to 1975, it is the fourth time amongst the last 11 postseason appearances that WKU will enter the postseason with a streak of four wins or more.

WKU is 13-10 all-time in games played in December. However, the Hilltoppers are on a four-game slide in the month and last won a December game when they defeated McNeese State for the 2002 I-AA National Championship.

Transitional Transformation

Just six years into their transition into the FBS, the Hilltoppers are just about ready to shed the label of a newcomer to the FBS.

Of the 27 teams to transition to the FBS since 1987, only eight have reached their second bowl game within that six year window. WKU joins Marshall, Boise State, Idaho, Nevada, South Florida, Troy, and FAU in that very exclusive group.

One More Game, Many More Records

With an extra game on their docket in 2014, the Hilltoppers have an opportunity to set even more records and new FBS firsts, having already broken 42 - 25 team and 17 individual - records this season.

First FBS Team with 4,500 yd passer/1,500 yd rusher

With 10 more rushing yards from Allen, WKU will become the fourth team in FBS history to have a 4,000-yard passer and 1,500-yard rusher in the same season. Baylor (2011), Tulsa (2008) and Oregon State (2003) are the only programs in FBS history to have two individuals hit those marks in the same season.

If Doughty throws for 156 yards and Allen rushes for 10 yards in the bowl game, WKU becomes the first team in FBS history to have a 4,500-yard passer and 1,500-yard rusher. Their 5,834 combined yards are second in FBS history of the teams to accomplish the feat, just six yards behind RGIII and Terrance Ganaway from Baylor in 2011.

2003 Oregon State

Steven Jackson	1,547 rushing yards
Derek Anderson	4,058 passing yards
	5,605 combined yards

2008 Tulsa

Tarrison Adams	1,523 rushing yards
David Johnson	4,059 passing yards
	5,582 combined yards

2011 Baylor

Terrance Ganaway	1,547 rushing yards
Robert Griffin III	4,293 passing yards
	5,840 combined yards

2014 WKU

Leon Allen	1,490 rushing yards
Brandon Doughty	4,344 passing yards
	5,834 combined yards

Single Season Receptions Leader

Jared Dangerfield needs three receptions to break Curtis Hamilton (2007) and Porter Williams' (1973) record for catches in a season with 66. Dangerfield currently has 64.

Career Receptions Leader

Willie McNeal's 166 career receptions trail Jake Gaebler's (2006-09) 168 catch record.

Single-Season Points

Garrett Schwettman's 111 points this season are just seven points away from breaking Matt Lange's 2003 mark of 117 points.

A HILLTOPPER WIN WOULD MEAN...**1**

With a victory in the bowl game, WKU would earn their first victory in a bowl since moving to the FBS in 2009.

8

WKU would have eight wins, tying an FBS record, in consecutive seasons. The Hilltoppers have not have consecutive seasons with eight or more wins since 2003-2004.

542

WKU would improve it's all-time record to 542-380-31.

MILESTONE MARKS**2**

With two touchdown passes in the bowl game, WKU quarterback Brandon Doughty would rank Top 10 all-time in FBS single-season touchdown passes with 46

3

Redshirt senior wide receiver Willie McNeal needs three catches to become WKU's all-time leader in receptions and redshirt junior wide receiver Jared Dangerfield needs three grabs to become WKU's single-season reception leader.

7

Junior kicker Garrett Schwettman is seven points shy of breaking WKU's single-season points record of 117 set by Matt Lange in 2003



BOWL NOTES

Familiarity in a Rematch

Just two years ago, the Hilltoppers and Chippewas squared off and more than a few Hilltoppers remember the sting of defeat in WKU's first FBS bowl game. Below is a list of players who participated in the 2012 Little Caesars Pizza Bowl for WKU:

PLAYER	POS.	NOTES
Rico Brown	WR	Had 70-yard rec. on 1st play
Cameron Clemmons	OL	Sixth consec. start
Tim Gorski	TE	-
Mitchell Henry	TE	-
Willie McNeal	WR	3 rec., 50 yards
Daqual Randall	LB	-
Gavin Rocker	DL	Started, 3 TT (1 solo)
Garrett Schwettman	K	Kicked three XP
Ricardo Singh	DB	-
TJ Smith	DL	-
Cam Thomas	DB	Started, 7 TT (5 solo), 1 TFL
Terran Williams	LB	-
Ryan Wallace	TE	Now serves as WKU TE coach

Conference USA vs. MAC

IN 2014 REGULAR SEASON

In 2014, Conference USA has been the dominant Group of Five league, going 13-2 vs. teams from the other Group of Five conferences including a 5-0 mark vs. the MAC.

Including WKU's season opening 59-31 victory over Bowling Green, C-USA teams have outscored the MAC 42-18.4 on the year.

C-USA VS. MAC IN 2014

C-USA	MAC	DATE
WKU (59)	Bowling Green (31)	Aug. 29
Marshall (42)	Miami (OH) (27)	Aug. 30
Old Dominion (17)	Eastern Michigan (3)	Sept. 13
Marshall (44)	Ohio (14)	Sept. 13
Marshall (48)	Akron (17)	Sept. 20

IN THE POSTSEASON

Conference USA and the Mid-American Conference have a long history of postseason competition, combining to play 17 games against each other since the 1998 Motor City Bowl when Louisville - then a member of C-USA - took on Marshall - then a member of the MAC.

After beginning the series on an 0-7 run vs. the league, C-USA teams have won eight consecutive postseason games against the MAC.

C-USA VS. MAC PAST EIGHT POSTSEASON GAMES

C-USA	MAC	SCORE	BOWL
ECU	Ohio	27-20	2013 Beef O' Brady's Bowl
UCF	Ball St.	38-17	2012 Beef O' Brady's Bowl
Marshall	Ohio	21-17	2009 Little Caesars Pizza Bowl
Tulsa	Ball St.	45-13	2009 GMAC Bowl
Rice	WMU	38-14	2008 Texas Bowl
Tulsa	BGSU	63-7	2008 GMAC Bowl
USM	Ohio	28-7	2007 GMAC Bowl
Memphis	Akron	38-31	2005 Motor City Bowl

Outside the States

The 2014 Popeyes Bahamas Bowl will be the first postseason game played outside of either the United States or Canada since the 1937 Bacardi Bowl between Auburn and Villanova, a 7-7 tie on Jan 1, 1937 in Havana, Cuba.

WKU's matchup with Central Michigan will also mark the first time the Hilltoppers have ever played a game off the shores of the contiguous United States.

The game will mark the seventh international game and fifth postseason game for an FBS team since the start of the 2006 college football season.

INTERNATIONAL POSTSEASON GAMES SINCE 2006

2006	Cincinnati (27) vs. Western Michigan (24)	<i>2007 International Bowl in Toronto, Canada</i>
2007	Rutgers (52) vs. Ball State (30)	<i>2008 International Bowl in Toronto, Canada</i>
2008	Connecticut (38) vs. Buffalo (20)	<i>2009 International Bowl in Toronto, Canada</i>
2009	South Florida (27) vs. Northern Illinois (3)	<i>2010 International Bowl in Toronto, Canada</i>
2012	Notre Dame (50) vs. Navy (10)	<i>Emerald Isle Classic in Dublin, Ireland</i>
2014	Penn State (26) vs. Central Florida (24)	<i>Croke Park Classic in Dublin, Ireland</i>

WKU's Bowl History

While this year's bowl game is just the second in the FBS era for WKU, it continues a historical trend for a program that was a I-AA and II power for most of its existence, under coaches like Jack Harbaugh and Jimmy Feix.

BOWL	OPP.	DATE
1952 Refrigerator Bowl	Arkansas State	W, 34-19
1963 Tangerine Bowl	Coast Guard	W, 27-0
1973 Grantland Rice Bowl	Grambling State	W, 28-20
1973 Camellia Bowl*	Louisiana Tech	L, 0-34
1975 Grantland Rice Bowl	New Hampshire	W, 14-3
1975 Camellia Bowl*	Northern Michigan	L, 14-16
2012 Little Caesars Bowl	Central Michigan	L, 21-24

* - Camellia Bowl served as the NCAA Division II National Championship Game

And coincidentally enough, the last three teams the Hilltoppers have played in a have all been from the state of Michigan.

FBS BOWL RECORD BOOK

WKU's postseason history in the FBS era is brief, with just one game on the docket. Below are the high's from that game which make up the entirety of the FBS-era record book for the Tops.

WKU INDIVIDUAL FBS BOWL RECORDS

Rushes	27	Andrews, Antonio
Yards Rushing	119	Andrews, Antonio
Long Rush	39	Andrews, Antonio
Pass attempts	24	Jakes, Kawaun
Pass completions	14	Jakes, Kawaun
Yards Passing	199	Jakes, Kawaun
Long Pass	70	Jakes, Kawaun
Receptions	6	Doyle, Jack
Yards Receiving	70	Brown, Rico
Field Goals	0	Never happened
Long Field Goal	0	Never happened
Punts	5	Brakefield, Hendrix
Long Punt Return	4	Andrews, Antonio
Long Kickoff Return	21	Andrews, Antonio
Tackles	8	Dowling, Jonathan
	8	Boyd, Xavius

WKU TEAM FBS BOWL RECORDS

Rushes	32
Yards Rushing	128
Yards Passing	199
Total Plays	56
Total Offense	327
Points	21
First Downs	13

OPPONENT INDIVIDUAL FBS BOWL RECORDS

Rushes	23	Tipton, Zurlon
Yards Rushing	101	Tipton, Zurlon
TD Rushes	0	Never happened
Long Rush	26	Lavallii, Saylor
Pass attempts	29	Radcliff, Ryan
Pass completions	19	Radcliff, Ryan
Yards Passing	253	Radcliff, Ryan
TD Passes	3	Radcliff, Ryan
Long Pass	69	Radcliff, Ryan
Receptions	10	Wilson, Cody
Yards Receiving	105	Flory, Andrew
TD Receptions	2	Flory, Andrew
Long Reception	69	Flory, Andrew
Long Punt Return	5	Wilson, Cody
Long Kickoff Return	25	Lavallii, Saylor
Tackles	9	Benton, Shamari

OPPONENT TEAM FBS BOWL RECORDS

Rushes	34
Yards Rushing	140
Pass attempts	31
Pass completions	19
Yards Passing	253
TD Passes	3
Total Plays	65
Total Offense	393
Points	24
First Downs	23



HEADLINE NOTES

ON THE HILLTOPPERS

- WKU is in its 96th season of football and first under head coach Jeff Brohm, who became the school's 19th head coach on Jan. 10, 2014.
- WKU enters its first season as members of Conference USA after a five-year run as full FBS members in the Sun Belt Conference. The Hilltoppers are also in year six of their membership in the FBS.
- WKU has tallied 528 points in 2014, a new school-record, surpassing the 432 scored by the 2002 team which played 15 games. They are also the only team in school history to score 30+ points in seven-straight games to open a season.
- The Hilltoppers are in the midst of their toughest schedule at the FBS level in their first season as C-USA members. Currently, WKU's complete schedule is 72-69 (.510). The 2009 schedule finished an even .500 (75-75) while last season's schedule finished 65-82 (.442).
- WKU has now closed consecutive regular seasons with four-game winning streaks and only defending national champion Florida State and Big 10 division champions Ohio State and Wisconsin have won more games in November over the past two seasons than WKU's eight.
- With their win over previously-unbeaten Marshall, the Hilltoppers secured their first ever victory over a ranked opponent at the FBS level. They snapped a nearly three-year long home winning streak for the Thundering Herd and secured a bowl bid in the process.
- For the fourth consecutive season, the Hilltoppers are bowl-eligible and have at least seven wins. It is the longest active streak in Conference USA, both in bowl eligibility and consecutive winning seasons, and WKU is one of just nine 'Group of Five' schools to post such a streak.
- Brandon Doughty leads the FBS with 44 touchdown passes and his 44 TDs are tied for the 16th most in single-season FBS history, passing the likes of Peyton Manning (1997), Drew Brees (1998) and Danny Wuerffel (1996). Doughty's 24 TD passes at home would have broken the single-season school record on their own, which stood at 22. More on Doughty on page 16 and 17.
- Leon Allen's 345 yards against Army established a new Conference USA and WKU single-game record and is the 16th-highest output in FBS history. His 345-yard day was just the seventh 300-yard outing in league history and the second in Hilltopper history, erasing Eddie Thompson's 22-year old record of 309 yards versus Southern Illinois on Oct. 29, 1992.
- With just 10 yards in the bowl game, Leon Allen would become the fifth-consecutive WKU running back to surpass 1,500 rushing yards - a mark just one other team in FBS history has ever established (Northern Illinois, 2002-06).
- If Allen establishes himself as a 1,500 yard rusher and Brandon Doughty can toss for 156 yards (eclipsing 4,500 yards), WKU would become the first program in FBS history with both a 4,500 yard passer and 1,500 rusher in the same season.
- WKU now owns the C-USA single game record for passing (Brandon Doughty, 593) and rushing yardage (Leon Allen, 345) in their first season as C-USA members. They are the first program in 17 years to break their league's single-game passing and rushing record in the same season (Kent State, MAC, 1997).

ON THE BOWL

- The Hilltoppers are searching for their first bowl victory since moving to the FBS in 2009. WKU fell to Central Michigan in their only other bowl appearance in 2012, despite being bowl-eligible in four consecutive seasons.
- Of the eight rookie head coaches to take over a program in 2014, only Jeff Brohm and Blake Anderson (Arkansas State) will take their programs to the postseason. Only nine of the 20 coaches in their first year at their respective program are going bowling.

QUICK FACTS

	WKU	Central Michigan
Location	Bowling Green, Ky.	Mount Pleasant, Mich.
Founded	1906	1892
Enrollment	21,124	28,389
Nickname	Hilltoppers	Chippewas
Colors	Red and White	Maroon and Gold
Conference	Conference USA	Mid American
Stadium Capacity	22,113	32,885
Lettermen Ret/Lost	43/20	47/17
2014 Record	7-5	7-5
2014 Conf. Record	4-4	5-3
2014 Conf. Finish	3rd, East	4th, West

TEAM COMPARISON

FINAL REGULAR SEASON STATS

	WKU	CMU
Scoring Offense Per Game	44.0	25.2
Scoring Defense Per Game	39.3	23.2
Rushing Yards Per Game	160.3	158.7
Rushing Defense Per Game	229.7	119.8
Passing Yards Per Game	365.0	222.0
Passing Defense Per Game	272.0	211.4
Total Offense Per Game	525.3	380.7
Total Defense Per Game	501.8	331.2
Int. Thrown/Opp. Int. Thrown	10/12	12/14
Sacks by/Allowed	22-165/19-137	20-127/24-168
Third Down Off./Def.	50%/47%	43%/38%
Red Zone Off./Def.	90%/75%	83%/82%
Kickoff Return Avg.	21.6	19.7
Punt Return Avg.	8.0	4.2
Fum. Lost/Gained	6/10	14/6
Penalties/Yds. Per Game	67/53.2	62/42.9
Field Goals	16-20	8-11

NCAA RANKING COMPARISON

FINAL REGULAR SEASON RANKINGS

	WKU	CMU
Scoring Offense	6	88
Scoring Defense	119	32
First Downs Offense	8	55
First Downs Defense	119	20
Rushing Offense	66	67
Rushing Defense	113	18
Passing Offense	3	71
Passing Defense	114	41
Total Offense	6	80
Total Defense	120	16
Sacks	82	93
Sacks Allowed	28	58
Turnover Margin	32	104
Third Down Offense	8	42
Third Down Defense	119	50
Red Zone Offense	13	63
Red Zone Defense	21	58
Kickoff Return Avg.	49	89
Punt Return Avg.	63	117

SERIES BREAKDOWN

CMU leads 1-0

Series History

SCORE	W/L	DATE	HOST
21-24	L	12/26/12	Little Caesars Pizza Bowl



TEAM NOTEBOOK

CONFERENCE USA STANDINGS

EAST

	Overall C-USA	
1 Marshall*^	12-1	7-1
2 Middle Tennessee	6-6	5-3
3 WKU	7-5	4-4
4 UAB	6-6	4-4
5 Old Dominion	6-6	4-4
6 FIU	4-8	3-5
7 Florida Atlantic	3-9	2-6

WEST

	Overall C-USA	
1 LA Tech*	8-5	7-1
2 Rice	7-5	5-3
3 UTEP	7-5	5-3
4 UTSA	4-8	3-5
5 North Texas	4-8	2-6
6 Southern Miss	3-9	1-7

* - indicates division champion

^ - indicates conference champion

C-USA PLAYER OF THE WEEK

Sept. 1 (Week 1)

O: Brandon Doughty, WKU

D: Jans Jeters, UTSA

S: Richard Leonard, FIU

Sept. 8 (Week 2)

O: Kenneth Dixon, LA Tech

D: Wonderful Terry, WKU

S: Trevor Moore, North Texas

Sept. 15 (Week 3)

O: Brandon Doughty, WKU

D: D.J. Simon, Old Dominion

S: Cody Clark, MT

Sept. 22 (Week 4)

O: Taylor Heinicke, ODU

D: Dasman McCullum, USM

S: Darvin Kiddy, North Texas

Sept. 29 (Week 5)

O: Jaquez Johnson, FAU

D: Richard Leonard, FIU

S: Kevin Byard, MT

Oct. 6 (Week 6)

O: Devon Johnson, Marshall

D: Richard Leonard, FIU

S: J.J. Nelson, UAB

Oct. 13 (Week 7)

O: Rakeem Cato, Marshall

D: Cody Clements, UAB

D: Robert Singletary, UTSA

S: Sean Ianno, UTSA

Oct. 20 (Week 8)

O: Carlos Harris, North Texas

D: Terrell Pinson, LA Tech

S: Corey Acosta, Southern Miss

Oct. 27 (Week 9)

O: Devon Johnson, Marshall

D: Jermain Holmes, Marshall

S: J.J. Nelson, UAB

Nov. 3 (Week 10)

O: Cody Sokol, LA Tech

D: Zach Patt, Rice

S: Autrey Golden, UTEP

Nov. 10 (Week 11)

O: Brandon Doughty, WKU

D: Wonderful Terry, WKU

S: J.J. Nelson, UAB

Nov. 17 (Week 12)

O: Leon Allen, WKU

D: Davison Colimon, FIU

S: Sean Ianno, UTSA

Nov. 24 (Week 13)

O: Reggie Whatley, MT

D: Neville Hewitt, Marshall

S: Richard Leonard, FIU

Dec. 1 (Week 13)

O: Brandon Doughty, WKU

D: Wesley Miller, UTEP

S: JJ Nelson, UAB

Wins Over Bowl Eligible Teams

In their first four seasons as a member of the FBS, the Hilltoppers beat just a combined three bowl-eligible teams.

Over the past two seasons, WKU has defeated nine bowl-eligible teams, four in 2013 and a school-record five in 2014 - Bowling Green (7-5), Navy (6-5), Old Dominion (6-6), UTEP (7-5) and Marshall (12-1)

In Good Company

The Hilltoppers have been chock full of fireworks this season in all three phases. WKU is one of just a select few teams across the country on some noteworthy achievements.

- WKU is the only school in the country with four 80+ yard defensive touchdowns this season.
- Marshall and WKU are the only teams in the nation with three games eclipsing the 700 yard mark in total offense this season.
- The Hilltoppers are the only team to score 60 or more points in two league games this season.
- WKU, Cal, Washington State, Arizona, UNLV, UCLA and New Mexico State are the only schools with seven or more players with 20+ receptions. WKU, Cal, Texas A&M and Washington State are the only four programs with five or more players with 30+ receptions.

2014 Team Captains

At their first team meeting of the fall, six Hilltoppers - five seniors - were voted as team captains by their teammates. On offense, **QB Brandon Doughty**, **OL Cameron Clemmons** and **WR Willie McNeal**. On defense, **DB Cam Thomas**, **LB Terran Williams** and **DL Gavin Rocker**. Doughty and Thomas are both repeat captains.

Going for 100

WKU's high-powered offense has produced consistent results throughout the 2014 season, recording at least 100 yards of total offense in 32-of-48 (66.7%) quarters this season and run at least 17 plays in all but nine quarters it has played this season.

Yards/Plays by Quarter:

Opp.	1st	2nd	3rd	4th
BGSU	206-26	195-23	206-27	101-20
Illinois	108-27	141-23	13-6	138-22
MT	180-30	213-20	136-21	138-22
Navy	136-23	134-26	170-18	111-21
UAB	205-17	165-18	89-18	44-12
FAU	158-19	145-21	72-20	27-10
ODU	171-22	207-20	103-13	120-16
LT	143-19	83-26	23-10	48-17
UTEP	98-17	83-14	75-7	102-17
Army	90-13	155-17	222-18	94-18
UTSA	145-13	172-19	99-14	50-17
MAR	269-25	193-23	87-18	164-18

Quick Starts

Since shifting to a high-flying offense to start the 2013 season, WKU has proven to be potent on their opening drive. In the past two seasons, WKU has opened with a score on 16 occasions including 13 touchdowns, over 24 games.

Additionally, in his two seasons at the starter, Brandon Doughty is 55-of-64 (85.9) for 664 yards and seven touchdowns on opening drives, including a perfect 7-of-7 and 6-of-6 drives against BGSU and UAB, respectively, in 2014.

Charting the Opening Drives:

2013

Opp.	Plays	Distance	Result
UK	9	75 yards	Simpson 3 run
UT	14	55 yards	Schwettman 37 kick
USA	5	79 yards	Doughty 16 pass to Higbee
MSU	1	65 yards	Andrews 65 run
Navy	3	4 yards	Punt
ULM	6	75 yards	Doughty 33 pass to McNeal
ULL	7	75 yards	Doughty 14 pass to Henry
Troy	11	55 yards	Schwettman 29 kick
GSU	12	40 yards	Simpson 2 run
Army	3	-1 yard	Punt
TXST	3	7 yards	Punt
ASU	3	35 yards	Simpson 2 run

2014

Opp.	Plays	Distance	Result
BGSU	10	83 yards	Allen 2 run
ILL	8	16 yards	Punt/Fumble
MT	7	32 yards	Punt
Navy	9	63 yards	Schwettman 37 kick
UAB	8	72 yards	Doughty 15 pass to Taylor
FAU	5	75 yards	Doughty 50 pass to Taylor
ODU	8	73 yards	Allen 1 run
LT	4	57 yards	Interception
UTEP	4	24 yards	Punt
Army	3	3 yards	Punt
UTSA	5	74 yards	Doughty 54 pass to Allen
MAR	9	62 yards	Doughty 11 pass to Higbee

66 for 66

Playing in their first game on Feix Field since the passing of its namesake, WKU scored 66 points in a 66-51 win over Old Dominion on Oct. 25, 2014. 66 is also the number worn by Feix during his playing days at WKU.

- Feix also scored 66 points in a game during his inaugural season as a head coach at WKU just as WKU head coach Jeff Brohm is in his first year leading the Hilltoppers.

Closing on the Right Note

WKU closed the regular season on a four-game winning streak for the second-straight season and has now won eight of nine games in November over the past two seasons.

Only defending National Champion Florida State and 2014 Big 10 division champions Ohio State and Wisconsin have won more games in November over the last two seasons.



TEAM NOTEBOOK

The Bluegrass State Connection

Along with Coach Jeff Brohm, six of the nine assistants on the coaching staff have either coached or played at a university in the state of Kentucky. Those six and their connections are:

- Defensive Coordinator Nick Holt coached at Louisville (1998-2000)
- Special Teams Coordinator Ricky Brumfield coached at Union College (2001-03)
- Secondary Coach Mike Cassity played at Kentucky and has coached at Kentucky, Louisville, Morehead State and WKU.
- Defensive Ends Coach Ken Delgado coached at Louisville (2008-09)
- Running Backs Coach Greg Nord played at Kentucky and has coached at Kentucky, Louisville and now WKU.
- Wide Receivers coach JaMarcus Shephard has been on the WKU staff since 2011.

Early Bowling in the FBS

The Tops completed a major step forward in the transition from the Football Championship Subdivision to the Football Bowl Subdivision by reaching the program's first FBS bowl game in 2012. WKU earned the bowl berth in just the fourth year participating in football at the FBS level.

WKU is one of just eight teams that have made the FBS transition since 1987 to make a bowl game within the first four years of bowl eligibility.

Youth + Experience

The Hilltoppers feature one of the youngest teams in the country – and Conference USA's youngest – as they have 67 freshmen and sophomores making up their 105 fall camp roster. That mark is No. 25 nationally and the highest in C-USA.

However, head coach Jeff Brohm has countered this with the league's most experienced collegiate coaching staff, tallying 238 years of combined experience. The next closest – Middle Tennessee with 187.

CONFERENCE USA COACHING STAFF EXPERIENCE

TEAM	HEAD COACH	YRS OF EXP.
1. WKU	Jeff Brohm	238
2. Middle Tennessee	Rick Stockstill	187
3. North Texas	Dan McCarney	180

Ground and Pound

Even with the shift to a high-flying air attack, the Hilltoppers remained dominant on the ground in 2013, tallying a 100-yard rusher in 11 of 12 games. Dating back to 2010, WKU has had a 100-yard rusher in 46 of 59 games.

Bobby Rainey rushed for 100-yards or more in nine of 12 games in 2010 and 10 of 12 in 2011. Antonio Andrews picked up in 2012 with 10 of 13 games and 11 of 12 last season. Leon Allen contributed six 100-yard performances in 2014 while Ace Wales tallied over 100 yards on the ground against UAB.

Returning Receivers

While WKU has youth, they also have a wealth of returning experience in their receiver corps. WKU ranks No. 19 nationally in percentage of receptions returned as 209 receptions of last year's 266 (78.5 percent) are back on The Hill.

Returning Receiving Yards and Catches

PLAYER	RECEPTIONS/ YARDS
Willie McNeal	46/599
Nicholas Norris	33/431
Joel German	26/339
Mitchell Henry	25/305
Taywan Taylor	24/270
Leon Allen	22/202
Tim Gorski	17/172
Tyler Higbee	13/169
Lonnie Turner	1/20
Cam Clemmons	1/(-2)
Anthony Wales	1/(-2)
Returning Totals	209/2,503
2013 TOTAL	266/3,140

New and Renewed

In 2014, WKU faced four first-time opponents including fellow Conference USA members Old Dominion, UTEP and UTSA. WKU went 3-0 in that stretch but fell to another newcomer, Illinois, 42-34 in Week 2. Of the 12 games on WKU's schedule, 11 were against programs the Hilltoppers have faced five times or less in its 95-year history.

WKU also renewed rivalries with former Sun Belt Conference foes Middle Tennessee and Florida Atlantic. The Hilltoppers faced Louisiana Tech for the first time since 1973, Marshall for the first time since 1996 and UAB for the first time since 1997.

The 2014 WKU slate also featured four of the most experienced teams in the nation in UTSA, Army, Illinois and UTEP. UTSA returned the most starters (19) of any team in the country while Army (17), Illinois (16) and UTEP (16) all rank among the nation's leaders in returning starters for 2014.

Playing in a Full House

In their first season in Conference USA, WKU fans filled the stadium to a better capacity than all but two current C-USA team, continuing a trend from 2013 when they had what would have been the conference's top attendance numbers by capacity.

C-USA AVERAGE CAPACITY PERCENTAGE

SCHOOL	2014 PERCENT CAPACITY
ODU	100.0
Marshall	73.8
WKU	73.7
LA Tech	72.3
Southern Miss	63.2
North Texas	62.5
FIU	59.8
Middle Tennessee	56.2
UTEP	54.6
Florida Atlantic	47.9
UTSA	42.4
Rice	39.5
UAB	30.3

QUICK HITS

- WKU ran at least 40 plays in the first half of eight-of-12 games in 2014 and posted at least 240 yards of total offense in the opening 30 minutes of all but two games this season. WKU tallied 462 yards of offense against Bowling Green and ran 50 plays against Illinois and Middle Tennessee.
- WKU has held a lead in all but one game that Jeff Brohm has been on the WKU sideline, either as the head coach or assistant coach. (23 of 24)
- WKU has also held a lead in 27-of-28 games and in all but three games of the last three seasons. (34-of-37)
- WKU's 18 play, 99-yard touchdown drive at Illinois marked the most plays run on a single drive since Sept. 6, 2008 when they drove 81 yards over 18 plays against Eastern Kentucky.
- With 79 all-purpose yards in the bowl game for Leon Allen, WKU will have had a 2,000-yard all-purpose player in four consecutive seasons, an FBS first. The current best streak is three consecutive seasons, achieved by WKU (2011-2013), Central Michigan (2007-2009), Memphis (2003-2005), San Jose State (1988-1990), Toledo (2010-2012) and Tulsa (2008-2010).
- McNeal reached the 3,000 APY career mark in the Navy game, becoming just the fifth WKU player since 2006 to record 3,000 or more AP yards. Willie McNeal ranks 32th in the nation in career all-purpose yards. He is one of 38 players nationally with 3,400 career all-purpose yards to their credit.
- Cam Thomas is one of 21 active players with 10 or more career interceptions. Four of those players are at C-USA schools.
- Against MT, kicker Garrett Schwettman set an FBS school record for points scored by a kicker with 17.
- Schwettman hit 10 field goals in WKU's first four games, including at least two in every game. By comparison, WKU has hit 10 or more field goals as a team just 20 times since 1951 and 11 or more just 15 times since 1951 entering this season.
- Brandon Doughty became the first QB in school history to throw for 300+ yards in consecutive games and ran that streak to five games.



PLAYERS NOTEBOOK

2014 PLAYER HONORS

Leon Allen, RB

Doak Walk Award Watchlist
Third Team All-C-USA, Phil Steele
Third Team All-C-USA, Athlon Sports
C-USA Offensive Player of the Week (12)
ESPN Helmet Sticker (12)
Capital One Impact Performer (12)

Cameron Clemmons, OL

Senior Bowl Watchlist
First Team All-C-USA, Athlon Sports
First Team All-C-USA, Phil Steele

Brandon Doughty, QB

Senior Bowl Offensive Player of the Week (1)
Manning Award Star of the Week (1) (9) (11) (14)
C-USA Offensive POW (1) (3) (11) (14)
College GameDay Performance of the Week (1)
CFPA National Performer of the Week (1)
Athlon Sports C-USA Player of the Week (1) (5)
CFPA Quarterback of the Week (1)
CFPA C-USA Offensive Player of the Week (5)
Midseason All-Conference USA - Phil Steele

Juwan Gardner, DB

CFPA National DB of the Week - HM (9)

Mitchell Henry, TE

John Mackey Award Watchlist
CFPA Tight End Trophy Watchlist
First Team All-C-USA, Phil Steele
Third Team All-C-USA, Athlon Sports
Mackey Award TE of the Week (3)
CFPA National TE of the Week (3)
Mackey Award Midseason Watchlist
Midseason All-Conference USA - Phil Steele

Tyler Higbee, TE

CFPA National Tight End of the Week - HM (14)

Nick Holt, LB

Midseason All-Conference USA - Phil Steele

Forrest Lamp, OL

Fourth Team All-C-USA, Phil Steele
Midseason All-Conference USA - Phil Steele

Branden Leston, DB

CFPA National Defensive Player of the Week (14)

Willie McNeal, WR

Senior Bowl Watchlist
Third Team All-C-USA, Phil Steele

Gavin Rocker, DL

Third Team All-C-USA, Athlon Sports

Garrett Schwettman, K

CFPA Place Kicker Watchlist
Third Team All-C-USA, Phil Steele
Third Team All-C-USA, Athlon Sports
Lou Groza Star of the Week (5)
CFPA Honorable Mention Specialist (5)

Taywan Taylor, WR

Midseason All-Conference USA - Phil Steele

Wonderful Terry, DB

C-USA Defensive Player of the Week (2) (11)
CFPA Honorable Mention (2) (11)

Cam Thomas

Jim Thorpe Award Watchlist
CFPA DB Trophy Watchlist
Senior Bowl Watchlist
First Team All-C-USA, Phil Steele
First Team All-C-USA, Athlon Sports

Kylen Towner, WR/DB

CFPA National KR of the Week (9)

RUSHING NOTES

Andrews' Absense

For the third time in four seasons, WKU will be replacing an All-American running back with the graduation of Bobby Rainey (2011) and now Antonio Andrews (2013). In his final season on The Hill, Andrews set the NCAA record for the most all-purpose yards in a two-year span with 5,770 yards and led the nation in All-Purpose yardage in consecutive seasons.

Impact of Antonio Andrews in 2013

- First Team All-American by SI.com
- Sun Belt Conference Player of the Year and Offensive Player of the Year
- Paul Hornung Award Finalist
- Doak Walker Award Semifinalist
- Became the 12th rusher in NCAA history to have 1,700 yards in consecutive seasons
- Holds the top two single-season rushing yardage marks in program history
- Became the first player in school history to run for four touchdowns in a half, besting the previous high of three, against Morgan State.
- Had a run or caught a pass of 20 or more yards in 21 of 23 games and had at least one reception in 26 straight games.
- Tallied 100 rushing yards and 100 receiving yards in the same game (Troy, 2013), becoming the first WKU player to achieve that feat in the FBS era.
- Rushed for 100 yards or more in 11 consecutive games, the longest in school history and owns the school record for most career 200-yard rushing games (5) and tied the record of career 100-yard rushing games with 21.

Additionally, Andrews' 3,161 all-purpose yards in 2012 were the most in school history, nationally and the second-highest total ever behind 1988 Heisman Trophy winner Barry Sanders. Andrews and Sanders are the only two players in NCAA history to eclipse 3,000 all-purpose yards in a single season.

Hitting 1,500 and Beyond

WKU has had a running back reach the 1,500 yard mark in each of the last four seasons, becoming just the fourth program in NCAA history to have a 1,500-yard rusher in four-consecutive seasons. WKU is joined on the list by Oregon (2009-12), Northern Illinois (2002-06), and USC (1978-81). With 10 more yards, Leon Allen would extend that streak to an FBS record of five, tying the Tops with NIU's 2002-06 streak.

Player (Year)	Yards
Bobby Rainey (2010)	1,649
Bobby Rainey (2011)	1,695
Antonio Andrews (2012)	1,728
Antonio Andrews (2013)	1,730
Leon Allen (2014)	1,490

PASSING NOTES

Don't Doubt Doughty

In his first season as the starter, WKU quarterback Brandon Doughty lit up the Hilltopper record books and was the only quarterback in the country to lead multiple game-winning drives of 80 yards or longer during the 2013 season.

Both of those game-winning drives came in two of the last three weeks of the season against Army and Arkansas State. Trailing Army 17-14 with 4:16 left in West Point, Doughty completed 5-of-6 passes for 73 yards in leading WKU down the field for the go-ahead touchdown with 32 seconds remaining.

The Hilltoppers trailed Arkansas State 31-27 with 5:30 remaining in their season finale, but Doughty again delivered in the clutch, marching WKU 99 yards in 16 plays before throwing the game-winning touchdown pass to Willie McNeal with 10 seconds remaining.

Wears 12, but 1 of 8

While QB Brandon Doughty wears No. 12 for the Hilltoppers, it's the number eight that is the impressive number.

Doughty is 1 of 8 returning quarterbacks to currently hold his school's single-season passing yardage mark. Doughty's peers include Shane Carden (ECU), Garrett Grayson (Colorado St.), Jared Goff (Cal), Connor Holliday (Washington St.), Brett Hundley (UCLA), Chuckie Keeton (Utah St.), and Sean Mannion (Oregon St.).

More on Doughty

For more on Brandon Doughty's 2014 season, flip to page 18.

In the first three games of 2014, Doughty broke the single-game school passing record twice (569 vs. Bowling Green and 593 at Middle Tennessee), the Conference USA single-game passing record in the league opener (593 at Middle Tennessee), and directed the offense to new school records twice (708 vs. Bowling Green and 718 at Middle Tennessee).

Looking for (and Finding) 2,000

Since 1951, the Hilltoppers have only had a quarterback pass for more than 2,000 yards in consecutive seasons once when Jeff Cesarone hit the mark in 1985 and 1986. Quarterback Brandon Doughty became just the second QB in school history to have consecutive 2,000-yard passing seasons when he threw for 319 yards against UAB, pushing his season total over the 2,000 yard mark.

WKU threw for more than 2,000 yards in the year prior to Doughty when Kawaun Jakes threw for 2,488 in 2012 - just the second time the program has had consecutive 2,000 yard passing seasons.



PLAYERS NOTEBOOK

RECEIVING NOTES

McNeal's Multiples

Then-junior wide receiver Willie McNeal caught a pair of touchdowns against Army and Arkansas State late in the 2013 season, becoming the first wide receiver to have two or more touchdown receptions in multiple games in a season since Curtis Hamilton in 2006.

Continuing into 2014, McNeal became the first WKU player since at least 1971 - and likely in school history - to catch multiple touchdown passes in consecutive games. Jared Dangerfield closed the book on the note with a pair of multi-TD games to close the regular season, continuing the evolution of the receiver position at WKU.

Prior to McNeal catching those passes, then-freshman Nicholas Norris caught a pair of touchdown receptions against South Alabama on Sept. 14, becoming the first true wide receiver to catch multiple touchdowns in a game since 2009.

100-Yard Trio

When Nicholas Norris, Jared Dangerfield and Mitchell Henry all went for 100+ yards receiving at Middle Tennessee, it was the first time the program had ever had three 100-yard receivers in the same game.

Spreading It Around

The WKU passing attack has spread the wealth this season and has had at least eight different players catch a ball in 10 of 12 games this season. Against Illinois, Middle Tennessee and UTSA, a season-high 10 Hilltoppers caught a pass while nine caught balls against BGSU and UAB.

In all, 14 different receivers have caught pass for WKU this season. By comparison, 16 different players caught a pass last season for the Hilltoppers but just 10 caught eight or more passes over the course of the entire season.

Downfield Blocking

In the season opener, it was apparent that downfield blocking was as important as catching the ball for the WKU wide receivers as multiple catches resulted in extensive yards after the catch. Below are the totals for the 2014 season:

Opponent	YAC (Pct. of Total)
Bowling Green	272 (48.3)
Illinois	94 (31.6)
Middle Tennessee	175 (29.5)
Navy	152 (39.3)
UAB	102 (31.4)
Florida Atlantic	95 (28.4)
Old Dominion	160 (43.1)
LA Tech	71 (48.9)
UTEP	125 (38.6)
Army	56 (31.4)
UTSA	122 (35.6)
Marshall	140 (28.5)
TOTAL	1,562 (35.9)

Take Your Pick

WKU has found the strength in their passing game relies on their depth at the receiver position, forcing opposing defenses to defend each receiver with equal concern instead of keying on just one.

The Hilltoppers have had a different leading receiver in seven games this season and are the one of four teams in the nation with five players with 30 or more catches (Washington State, Cal, Texas A&M)

DEFENSIVE NOTES

Need a Name Card

When the Hilltoppers lost defensive end Quanterus Smith to the NFL following the 2012 season, the blow was tremendous. In 2013, WKU lost two more defenders to the NFL draft in Andrew Jackson and Jonathan Dowling and a slew of starters in the linebackers and secondary.

All totaled, 10 letterwinners from last year's defense are gone, leaving plenty of opportunity for the next batch of Hilltoppers to step up.

Combined Career Numbers Lost

- 374 games played
- 223 games started
- 1,410 tackles
- 143.5 tackles for loss
- 38.5 sacks
- 21 interceptions
- 77 pass breakups
- 23 forced fumbles

In fact, WKU returns just 38.2-percent of it's tackles from 2013, a mark better than only two other schools in the country, ranking in at No. 126.

Defensive Strides

Prior to the Marshall game, the Hilltopper defense made major strides during WKU's three-game winning streak, surrendering season lows in points and yards in three-straight games. After surrendering 43.4 points and 544.1 yards per game through the first eight games of the season, WKU has held its last three opponents to an average of 19.3 points per game and 320.3 yards per game.

They've also improved dramatically on third down, holding opponents to a 38 percent conversion rate during the winning streak after allowing 49 percent success in the first eight games.

Stat	First 8	Last 3 at Home
Points	43.4	19.3
Yards	544.1	320.3
Rush Yards	227.6	214.7
Pass Yards	316.5	105.7
Third Down	49%	38%
Fourth Down	68%	17%
Red Zone TDs	67%	43%
Second Half PPG	22.5	9.3
TFL Per Game	5.0	6.6
Punts Forced Per Game	2.8	4.6

START CHART

Offense

Player	2014	Streak	Career
Leon Allen, RB	10	4	11
Cam Clemmons, OL	12	30	43
Demetrius Coley, FB	3	-	8
Jared Dangerfield, WR	12	12	12
Brandon Doughty, QB	12	16	23
Nelson Fishback, QB	-	-	1
Joel German, WR	-	-	7
Tim Gorski, TE	3	-	14
Antwane Grant, WR	5	-	6
Max Halpin, OL	3	-	10
Mitchell Henry, TE	8	2	21
Tyler Higbee, TE	3	-	8
Forrest Lamp, OL	12	24	24
Willie McNeal, WR	8	1	27
Nicholas Norris, WR	-	-	5
Todd Porter, QB	-	-	1
Brandon Ray, OL	12	12	12
Derrick Stark, OL	12	12	12
Taywan Taylor, WR	6	3	13
Anthony Wales	2	-	2
Darrell Williams, OL	9	9	12

Defense

Player	2014	Streak	Career
Dejon Brown, LB	10	4	10
Ge'Monee Brown, DL	3	-	3
Rico Brown, DB	3	-	16
Forrest Coleman, DB	2	-	2
Raphael Cox, DL	-	-	1
Devante Duclos, LB	-	-	1
DeMarcus Glover, DL	3	-	4
Nick Holt, LB	12	12	12
Prince Charles Iworah, DB	12	12	12
D'Von Isaac, DL	1	-	1
Branden Leston, DB	6	4	6
Derik Overstreet	6	6	6
Daquan Randall, LB	3	-	6
Tanner Reeves, DL	3	-	3
Kalvin Robinson, DL	-	-	2
Gavin Rucker, DL	12	16	24
Bryan Shorter, DL	8	6	15
Ricardo Singh, DB	8	-	8
TJ Smith, DL	3	-	4
Devante Terrell, DL	8	3	16
Cam Thomas, DB	10	3	32
Marcus Ward, DB	11	6	14
Terran Williams, LB	8	4	15

Special Teams

Player	2014	Streak	Career
Nolan Dowling, LS	12	24	24
Mike Mugler, KOS	12	14	14
Joseph Occhipinti, P	12	12	14
Garrett Schwettman, K	12	35	36

NFL HILLTOPPERS

WKU has seven former Hilltoppers currently in NFL programs, the most in school history.

Player	Team
Antonio Andrews, RB	Tennessee Titans
Jonathan Dowling, DB	Oakland Raiders
Jack Doyle, TE	Indianapolis Colts
Andrew Jackson, LB	Indianapolis Colts
Bobby Rainey, RB	Tampa Bay Buccaneers
Quanterus Smith, DL	Denver Broncos
Derrius Brooks, DB	Tampa Bay Buccaneers*

* Denotes practice squad



PLAYERS NOTEBOOK

RECORD CHASERS

Doughty Records on Page 16

Receptions - Career

Player	Receptions
1. Jake Gaebler (2006-09)	168
2. Willie McNeal (2010-Present)	166
3. Jack Doyle (2009-12)	156
4. Curtis Hamilton (2004-07)	149
5. Alan Mullins (1982-85)	134

TD Receptions - Career

Player	Touchdowns
1. Eddie Preston (1976-79)	22
2. Porter Williams (1970-73)	21
3. Willie McNeal (2011-Present)	20
4. Curtis Hamilton (2004-07)	19
Jay Davis (1968-71)	19

Receiving Yards - Career

Player	Yards
1. Curtis Hamilton (2004-07)	2,324
2. Jay Davis (1968-71)	2,236
3. Keith Paskett (1983-86)	2,117
4. Eddie Preston (1976-1979)	2,083
5. Willie McNeal (2011-Present)	2,026

Field Goals - Career

Player	FGM
1. Chris James (2004-07)	51
2. Peter Martinez (2000-02)	49
3. Dan Maher (1985-88)	47
4. Garrett Schwettman (2012-Present)	39
5. Jeff Poisel (1996-99)	31

Scoring - Career

Player	Pts Scored
1. Chris James, PK (2004-07)	298
2. Willie Taggart, QB (1995-98)	286
3. Peter Martinez, PK (2000-02)	279
4. Garrett Schwettman (2012-Present)	267
5. Jeff Poisel, PK (1996-99)	265

Scoring - Season

Player	Pts Scored
1. Matt Lange, PK (2003)	117
2. Clarence Jackson, RB (1973)	114
Dickie Moore, RB (1967)	114
4. Garrett Schwettman (2014)	111
5. Peter Martinez, PK (2002)	103

PATs Made - Career

Player	Pts Scored
1. Jeff Poisel (1996-99)	170
2. Garrett Schwettman (2012-Present)	150
3. Chris James (2004-07)	145
4. Peter Martinez (2000-02)	132
5. Dan Maher (1985-88)	109

The Thomas Triangle

Much like the Bermuda Triangle is known for disappearing ships, opposing receivers are known to disappear when lined up across from senior defensive back Cam Thomas, a 2014 Jim Thorpe Award Watch List member.

In 2013, Thomas ranked Top 20 nationally in passes defended (15) and interceptions (5) and is one of seven returning defensive backs in the nation that posted a tackles-to-total passes defended ratio of less than 3.0, meaning opposing offenses keep the ball away from his side. Thomas' 2.73 ratio of tackles-to-total passes defended ranks sixth among returning defensive backs in 2014.

PLAYER	TKS	TPD	RATIO
D'Joun Smith, Fla. Atlantic	35	20	1.75
Kenneth Penny, UNLV	32	18	1.77
Lorenzo Doss, Tulane	34	16	2.13
Devin Bass, Ohio	41	17	2.41
Vernon Hargreaves, Florida	38	14	2.71
Cam Thomas, WKU	41	15	2.73
Ronald Zamort, WMU	52	18	2.88
Jacorey Shepherd, Kansas	45	15	3.00
Jacoby Glenn, UCF	52	17	3.06
Zach Sanchez, Oklahoma	46	15	3.10

Take It To The House

WKU's Red Zone defense ranks in the top-25 nationally and they have shown an ability to make big plays with their backs to their own end zone.

The Hilltoppers are the only team in the country with four defensive touchdowns of 80 yards or more. In fact, the four plays are WKU's longest plays of the year. Wonderful Terry is also one of three players in the country with three or more defensive touchdowns (Richard Leonard, FIU/Shaq Thompson, Washington)

In all, WKU has five defensive touchdowns on the year, the most since registering five in 2007, and the third-most nationally this season.

PLAYER/GAME	PLAY
Juwan Gardner vs. ODU	96 yd INT Return
Wonderful Terry vs. Illinois	95 yd Fumble Return
Wonderful Terry vs. UTEP	90 yd INT Return
Ricardo Singh vs. UAB	85 yd INT Return
Wonderful Terry vs. Navy	43 yd INT Return

Terry Sure is Wonderful

With Wonderful Terry's 90-yard interception return for a touchdown against UTEP, he is now one of three players in the nation with three defensive touchdowns (2 INT, FR) in 2014. FIU's Richard Leonard and Washington's Shaq Thompson are the others.

Of the 110 players with multiple interceptions, Terry is the only player to find the end zone on all of his interceptions. Additionally, Terry is the first WKU player with three defensive scores in a season since Bobby Sippio had three touchdowns in 2000. His 133 interception return yards this season are the third most in school history and the most since Sippio had 236 return yards on 10 interceptions in 2000.

MISCELLANEOUS NOTES

Flipping the Script Up Front

WKU had the 27th most experienced line in 2013 but returned just 53 total starts to enter 2014, a mark that put the team on the other end of the line - No. 83 nationally. Of those 53 starts, senior tackle Cameron Clemmons accounted for 31 of them.

All-Purpose University

WKU could be APU, for All-Purpose University, as the Hilltoppers have had an individual go for 100 or more APY in 54 of its last 56 games, dating back to Oct. 9, 2010 against FIU. WKU was held without a player getting 100 APY for the first time since that game at FAU on Oct. 18, 2014.

Leon Allen is 79 yards from joining the 2,000 APY club which would extend WKU's streak to four consecutive seasons with a player going over 2,000 yards - an FBS first.

WKU has four occurrences in program history where a player has reached 2,000 all-purpose yards in a single season. If Allen joins the club in 2014, WKU would become one of just five programs with five or more 2,000 yard all-purpose players in their school's history.

Six: Utah State

Five: Toledo, Tulsa, Northern Illinois

Four: WKU, Arizona, Central Michigan, Houston, Indiana, LSU, Oregon, San Jose State, Stanford, Wisconsin

NCAA Leaders

With Antonio Andrews leading the nation in all-purpose yards and Jonathan Dowling pacing the country with six forced fumbles in 2013, WKU has had a pair of individuals lead the nation in statistical categories in consecutive seasons.

Andrews also led the country in all-purpose yards in 2012 while Quanterus Smith recorded a national best 1.25 sacks per game. The Hilltoppers are the first to do that since Texas Tech in 2007-08.

All-Name Team Nominees

Without a doubt, WKU features some of college football's most unique and humorous names - all of which the players and program wear with pride. Below are some of those names and a brief backstory.

Prince Charles Iworah

Parents always told him he had royal blood and his first name is "Prince Charles", **NOT** "Prince"

Ge'Monee Brown

Inspired by the 1991 Mario Van Peebles movie, "New Jack City"

Wonderful Terry

Father is a pastor and drew on the name from the biblical passage Isaiah 9:6 - "And his name shall be called Wonderful"

Terran "Chill" Williams

Has gone by "Chill" since birth, after his mother saw him in the nursery, resting silently and "chill". He claims he has never heard any of his family members call him "Terran"



BRANDON DOUGHTY

DOUGHTY RECORD BOOK

Pass Completions - Career

Player	Completions
1. Jeff Cesarone (1984-87)	735
2. Kawaun Jakes (2009-12)	636
3. Brandon Doughty (2012-Present)	604
4. Justin Haddix (2003-06)	541
5. Johnny Vance (1966-69)	289

Passing Yards - Career

Player	Yards
1. Jeff Cesarone (1984-87)	8,566
2. Justin Haddix (2003-06)	7,929
3. Kawaun Jakes (2009-12)	7,339
4. Brandon Doughty (2012-Present)	7,314
5. Johnny Vance (1966-69)	4,046

Touchdown Passes - Career

Player	Touchdowns
1. Brandon Doughty (2012-Present)	58
2. Kawaun Jakes (2009-12)	51
3. Justin Haddix (2003-06)	50
4. Jeff Cesarone (1984-87)	46
5. Leo Peckenpaugh (1970-73)	35

Completion Percentage - Career

Player	Cmp. Percentage
1. Brandon Doughty (2012-Present)	66.4 (604-909)
2. Kawaun Jakes (2009-12)	57.9 (636-1,099)
3. Justin Haddix (2003-06)	57.1 (541-947)
4. David Wolke (2007-08)	54.5 (194-356)
5. Ralph Antone (1979-82)	53.6 (278-519)

Passing Yards - Season

Player	Yards
1. Brandon Doughty, 2014	4,344
2. Brandon Doughty, 2013	2,857
3. Jeff Cesarone, 1985	2,737
4. Kawaun Jakes, 2012	2,488
5. Jeff Cesarone, 1986	2,396

Passing Completions - Season

Player	Completions
1. Brandon Doughty, 2014	344
2. Jeff Cesarone, 1985	253
3. Brandon Doughty, 2013	246
4. Jeff Cesarone, 1986	207
5. Kawaun Jakes, 2012	200

Touchdown Passes - Season

Player	Touchdowns
1. Brandon Doughty, 2014	44
2. Kawaun Jakes, 2012	22
3. Jeff Cesarone, 1985	18
4. Johnny Vance, 1969	16
5. Three tied at...	15

Other Records Held by Doughty

TD Passes, Game	8 vs. MAR (11/28/14)
TD Passes, Half	6 vs. MAR (11/28/14)
Passing Yards, Game	593 vs. MT (9/13/14)
Pass Completions, Game	46 vs. BG (8/29/14)
Pass Attempts, Game	66 vs. MT (9/13/14)
Completion Pct., Game	88.9 vs. ODU (10/25/14)
Total Yards, Season	4,288 (547 plays), 2014
Total Plays, Season	547 plays, 2014

Transformational

In his first year as a starter, Brandon Doughty threw 14 touchdowns and 14 interceptions. However, he caught fire late in 2013, leading WKU to an eventual five-game winning streak and has thrown for 49 touchdowns and 5,156 yards over his last 16 games to just 12 interceptions on 415-of-627 passing.

30 and Over Only

Brandon Doughty is one of three FBS quarterbacks to have thrown 30 or more touchdown passes than interceptions.

Player	Team	TD	INT
Brandon Doughty	WKU	44	10
Marcus Mariota	Oregon	38	2
Cody Kessler	USC	36	4

569 and Above

Only 11 times has an FBS quarterback thrown for more than 569 yards in a game since the 2004 season and of those 11 - two belong to Doughty. Doughty also added two of the top four single-game C-USA performances, just three games into the league.

Player	Team	Yds.	TD	Opp.
Conor Halliday	WSU	734	6	Cal, 10/4/14
Geno Smith	WVU	656	8	Baylor, 9/29/12
Graham Harrell	TTU	646	5	Ok. State, 9/22/07
Cody Hodges	TTU	643	5	Kansas St., 10/15/05
Daniel Meagar	NT	601	3	SMU, 9/8/07
Luke Falk	WSU	601	3	Arizona St., 11/22/14
Brandon Doughty	WKU	593	4	MT, 9/13/14
Blake Frohnapfel	UMASS	589	5	BGSU, 9/27/14
David Piland	UH	580	4	LA Tech, 9/8/12
Nick Florence	BU	581	5	WVU, 9/29/12
Brandon Doughty	WKU	569	6	BGSU, 8/29/14

It's Good to be Home

In 2014, Doughty lit up the scoreboard at Houchens-Smith Stadium, going 159-of-213 (74.6) for 2,107 yards and 24 touchdowns without an interceptions - an average of one touchdown per 8.8 attempts.

He has not thrown an INT in WKU's last eight home games, or since Oct. 15, 2013, a span of 388 passing attempts. He finished his home slate as the only regular-starting quarterback in the nation with no interceptions on home turf. For perspective, 104 FBS quarterbacks have less than 24 TD passes all season while 48 FBS quarterbacks have not amassed Doughty's home yardage total all season.

Doughty's 24 touchdown passes at home are two more than any WKU quarterback had ever thrown in an entire season entering 2014 while his 159 completions and 2,107 yards at home would rank fifth and sixth respectively in WKU single-season history. Only three quarterbacks in Hilltopper history have more career touchdown passes than Doughty's 36 he's thrown in 2014.



Efficient as Ever

Brandon Doughty is the only quarterback in the country to have more touchdown passes (5) than incompletions (3) in a conference game this season, accomplishing the feat with a 23-for-26, five touchdown performance against ODU.

He is just one of four quarterbacks in the FBS to accomplish the feat this season, joining Oregon's Marcus Mariota, Colorado State's Garrett Grayson and Clemson's Deshaun Watson.

His 271.78 efficiency rating against ODU is the highest single-game total of quarterbacks with at least 25 attempts against FBS competition this season and the seventh highest overall.

Third Down Dominance

On third down this season, few quarterbacks in the country are better than Brandon Doughty. He is 73-of-117 for 876 yards, eight touchdowns and no INTs on third down this year. Of those 73 completions, 52 have been converted for first downs and 21 have gone for longer than 15 yards.

- Doughty is the only QB in the country with more than 850 yards passing on third down without an interception and one of five full-time starters overall without an interception on third down.

Back Against the Wall

Doughty has led the Hilltoppers on scoring drives of 80 yards or more eight times this season and seven in 2013. Including touchbacks and 75 yard drives, Doughty led the Hilltoppers on to score a touchdown 28 times in 2014 and 16 in 2013.

In 2014, the senior QB is 25-for-40 for 231 yards when passing inside his own 20 yard line. On the opposite end of the field, he has thrown 24 redzone touchdowns to just one interception.



BRANDON DOUGHTY

NCAA SINGLE-SEASON YARDAGE

With his 491 yard performance at No. 19 Marshall, Doughty catapulted himself into the top-100 single-season passing chart, surpassing Heisman winners along the way.

** - indicates national leader that season.*

Rk. Player	Yards	Yr, Team
18. Sam Bradford*	4720	2008, Oklahoma
19. Landry Jones*	4718	2010, Oklahoma
20. Andre Ware	4699	1989, Houston
21. Sean Mannion*	4662	2013, Oregon St.
22. Chase Holbrook	4619	2006, NM State
23. Connor Halliday*	4597	2013, Wazzu
24. Jim McMahon*	4571	1980, BYU
25. Ty Detmer*	4560	1989, BYU
26. Graham Harrell*	4555	2006, Texas Tech
27. Matt Ryan*	4507	2007, B.C.
28. Philip Rivers*	4491	2003, NC State
29. Ben Roethlisberger*	4486	2003, Miami (OH)
30. Timmy Chang*	4474	2002, Hawaii
31. Landry Jones*	4463	2011, Oklahoma
32. Cody Pickett*	4458	2002, Wash.
33. Geno Smith*	4385	2011, WVU
34. Ryan Dinwiddie*	4356	2003, Boise State
35. Brandon Doughty	4,344	2014, WKU
36. Colt Brennan*	4343	2007, Hawaii
37. Chase Daniel*	4335	2008, Missouri
38. Nick Foles	4334	2011, Arizona
39. Scott Mitchell	4322	1988, Utah
40. Nick Florence*	4309	2012, Baylor
41. Chase Daniel*	4306	2007, Missouri

NCAA SINGLE-SEASON TDS

Brandon Doughty's 44 passing touchdowns are already tied for 16th most in a single-season in NCAA history. Below are notable names within reach.

Rk. Player	TDS	Yr, Team
1. Colt Brennan*	58	2006, Hawaii
2. David Klingler	54	1990, Houston
3. B.J. Symons*	52	2003, Texas Tech
4. Derek Carr*	50	2013, Fresno State
Sam Bradford*	50	2008, Oklahoma
6. Case Keenum*	48	2011, Houston
Graham Harrell*	48	2007, Texas Tech
8. Paul Smith*	47	2007, Tulsa
Jim McMahon*	47	1980, BYU
10. David Johnson*	46	2008, Tulsa
David Carr*	46	2001, Fresno State
Tim Rattay	46	1998, LA Tech
Andre Ware	46	1989, Houston
14. Graham Harrell*	45	2008, Texas Tech
Kliff Kingsbury*	45	2002, Texas Tech
16. Brandon Doughty	44	2014, WKU
Case Keenum*	44	2009, Houston
Chase Clement*	44	2008, Rice
Case Keenum*	44	2008, Houston

Big Play Brandon

In 2013, QB Brandon Doughty took full advantage of the big play ability of his offense and wide receivers.

Doughty completed 46 passes of 20 yards or longer in 2013 and has a 16-game active streak of completing a pass of 25 yards or longer dating back to last season. He's been even more of a big-play threat in 2014, completing 68 passes of 20 yards or longer in the regular season.

National Leader

With his eight touchdown, 491-yard performance at No. 19 Marshall, Brandon Doughty now leads the nation in touchdown passes and passing yards.

Player	TDS	School
1. Brandon Doughty	44	WKU
2. Marcus Mariota	38	Oregon
3. Rakeem Cato	37	Marshall
4. Cody Kessler	36	USC
5. Jared Goff	35	California
6. J.T. Barrett	34	Ohio State
7. Garrett Grayson	32	Colorado State

Player	Yards	School
1. Brandon Doughty	4,344	WKU
2. Shane Carden	4,309	ECU
3. Jared Goff	3,973	California
4. Connor Halliday	3,873	Washington St.
5. Garrett Grayson	3,779	Colorado State
6. Marcus Mariota	3,773	Oregon
7. Trevone Boykin	3,714	TCU

A Human Record Book

Doughty's 2014 campaign has been nothing short of remarkable - and he has re-written a record book that had not seen any movement in many categories for nearly 30 seasons.

All totaled, Doughty has broken or tied 17 conference or program records and set an FBS record with Marshall's Rakeem Cato for the most touchdowns thrown in a game with 15.

Not Road Weary

Even with his remarkable credentials at home, (24 touchdowns without a pick), Doughty actually averages more yards per game (372.8 to 351.2).

With his eight touchdown passes in WKU's win at previously undefeated No.19/24 Marshall, Doughty became the first quarterback in FBS history to throw eight touchdowns in a road game and one of three in FBS history to accomplish the feat against a ranked team.

Most TD Passes (Game) in FBS History

D. Klingler, Houston	11	vs. EWU (11/17/90)
C. Keenum, Houston	9	vs. Rice (10/27/11)
D. Klingler, Houston	9	vs. LA Tech (8/31/91)
B. Doughty, WKU	8	at No. 19 Marshall (11/28/14)
G. Smith, WVU	8	vs. No. 25 Baylor (9/29/12)
G. Vizza, NT	8	vs. Navy (11/10/07)
B. Symons, TTU	8	vs. Texas A&M (10/4/03)
N. Rolovich, Hawaii	8	vs. No. 9 BYU (12/8/01)





LEON ALLEN

FBS SINGLE-GAME RECORDS

Player	Rushing Yards
1. Samaje Perine, Oklahoma vs. Kansas (2014)	427 yards
2. Melvin Gordon, Wisconsin vs. Nebraska (2014)	408 yards
3. LaDainian Tomlinson, TCU vs. UTEP (1999)	406 yards
4. Tony Sands, Kansas vs. Missouri (1991)	396 yards
5. Marshall Faulk, SDSU vs. Pacific (1991)	386 yards
6. Troy Davis, Iowa State vs. Missouri (1996)	378 yards
7. Anthony Thompson, Indiana vs. Wisconsin (1989)	377 yards
8. Robbie Mixon, CMU vs. Eastern Michigan (2002)	377 yards
9. Travis Prentice, Miami (OH) vs. Akron (1999)	376 yards
10. Astron Whatley, Kansas State vs. Eastern Michigan (1997)	373 yards
11. Ka'Deem Carey, Arizona vs. Colorado (2012)	366 yards
12. Rueben Mayes, Washington St vs. Oregon (1984)	357 yards
13. Garrett Wolfe, NIU vs. Ball State (2006)	353 yards
14. Montel Harris, Temple vs. Army (2012)	351 yards
15. Shun White, Navy vs. Towson (2008)	348 yards
16. Leon Allen, WKU vs. Army (2014)	345 yards

Chasing Greatness

Leon Allen's 345 yards against Army established a new Conference USA and WKU single-game record and is the 16th-highest output in FBS history. His 345-yard day was just the seventh 300-yard outing in league history and the second in Hilltopper history, erasing Eddie Thompson's 22-year old record of 309 yards versus Southern Illinois on Oct. 29, 1992.

A Third Quarter to Remember

Leon Allen gained 250 yards on 21 carries in the second half and even more impressively, racked up 197 of those 250 second-half yards on nine carries in the third quarter.

At the time, of the 128 FBS teams, 88 teams averaged less rushing yards per game than Allen's third-quarter total against Army. Including Allen, there were just 18 performances of over 250 yards in a single game in 2014. Allen rushed for 250 in the second half alone versus the Black Knights.

Outpacing the Option

Allen outgained the entire Army team, known for its high-powered rushing attack, by 12 yards alone.

Against the service academies Army and Navy at home the past two seasons, Allen and former All-American running back Antonio Andrews combined for 527 rushing yards.

Andrews rushed for 182 yards on his own in 2013 against Navy while the Mids as a team rushed for just 86 yards.

Year's Worth of Rushers

In just one game where he rushed for 345 yards, Leon Allen would have rushed for more yards than WKU's leading rusher for the entire season in seven seasons since 1951.

1,000 Yard Club

With his performance against Army, Allen catapulted himself into WKU's exclusive 1,000 yard club, just the 18th season WKU has has a 1,000 yard rusher and fifth consecutive - a school record.

Allen is also just the 12th individual in WKU history to have a 1,000 yard campaign as multiple rushers did it twice over their careers.

Rk.	Player	Year	Yards
1.	Antonio Andrews	2013	1,730
2.	Antonio Andrews	2012	1,728
3.	Bobby Rainey	2011	1,695
4.	Joe Arnold	1988	1,668
5.	Bobby Rainey	2010	1,649
6.	Jon Frazier	2002	1,537
7.	Leon Allen	2014	1,490
	Lerron Moore	2003	1,490
8.	Dickie Moore	1967	1,444
9.	Antwan Floyd	1994	1,327
10.	Willie Taggart	1998	1,313
11.	Willie Taggart	1997	1,257
12.	Rod Smart	1999	1,249
13.	Tyrell Hayden	2007	1,134
14.	Dickie Moore	1965	1,055
15.	Antwan Floyd	1996	1,041
16.	Lerron Moore	2005	1,037
17.	Don Smith	1989	1,005

C-USA SINGLE-GAME RECORDS

Player	Rushing Yards
1. Leon Allen, WKU vs. Army (2014)	345 yards
2. Matt Forte, Tulane vs. SMU (2007)	342 yards
3. Tarrion Adams, Tulsa vs. Tulane (2008)	323 yards
4. Kevin Smith, UCF vs. UAB (2007)	320 yards
5. Matt Forte, Tulane vs. Southeastern Louisiana (2007)	303 yards
6. Chris Johnson, East Carolina vs. Memphis (2007)	301 yards
7. Joffrey Reynolds, Houston vs. East Carolina (2002)	300 yards
8. Lonta Hobbs, TCU vs. Memphis (2002)	287 yards
9. Kevin Smith, UCF vs. Tulsa (2007)	284 yards
10. Anthony Evans, Houston vs. Army (2004)	282 yards





SEASON OPENER BY THE NUMBERS

AND THEN MIDDLE TENNESSEE...

After all the offensive records were broken in the opener, many were broken again just two weeks later at Middle Tennessee.

RECORDS BROKEN and RE-BROKEN

Total Yards	718*
Previous:	708 vs. BG (8/29/14)
Passing Yards	593
Previous:	569 vs. BG (8/29/14)
C-USA Passing Yards	593
Previous:	Chris Redman, UL 592 vs. East Carolina (11/14/98)
Passes Attempted	66
Previous:	59 vs. Akron (11/15/69)
Total Plays	102
Previous:	97 at EIU (11/10/84)

* - indicates a record that has been broken again

Record Shattering Night

Brandon Doughty threw for 569 yards on 46-of-56 passing with six touchdowns in a 59-31 scorching of defending Mid-American Conference Champion Bowling Green.

WKU ran 96 plays without a turnover and allowed Doughty to be sacked just one time in 56 passing attempts.

All records broken or tied in the game are listed in the column on the right.

Brohm's Alone in Openers

Jeff Brohm could not have scripted a better way to begin his collegiate head coaching career. Since 2000, no other FBS coach has broken their program's single-game record for total passing yards or total offense in their debut.

Additionally, 18 of 20 new coaches made their debut with their program over the weekend and none scored as many points as Jeff Brohm's Hilltoppers. Steve Sarkisian, who broke USC's program record for total plays in a game, scored 52.

The 700 Club

Prior to the start of the 2014 season, only four programs had ever tallied 700 or more yards in their season opener against an FBS opponent since 2000 - but after week 1, including the Hilltoppers, eight teams have now accomplished the feat.

Most Total Yards In Season Openers Since 2000

Team	Opp.	Yds.	Date
Arizona	UNLV	787	8/29/14
Nebraska	Florida Atlantic	784	8/30/14
BYU	Tulane	734	8/25/01
Oregon	New Mexico	720	9/4/10
Texas	New Mexico St.	715	8/31/13
WKU	Bowling Green	708	8/29/14
Minnesota	Toledo	704	9/4/04
USC	Fresno State	701	8/30/14

Taking Down Conference Champs

With their victory over the defending MAC champions, the Hilltoppers have now taken down a defending conference champion in four consecutive seasons.

Year	Opponent	Champion
2011	Troy/FIU	2010 Sun Belt
2012	Southern Miss	2011 C-USA
2013	Arkansas State	2012 Sun Belt
2014	Bowling Green	2013 MAC

Odds and Ends

The offensive fireworks were more of a continuation of the Hilltoppers' hot streak than a new result - as impressive as they were. Below are additional odds and ends detailing the game:

- It took WKU until the 12:00 minute mark of the first quarter in its third game last season to reach 59 points for the season, a mark it reached in the opener against Bowling Green with 2:55 remaining in the game.
- WKU had 812 yards of total offense in its first two games of the season combined last season while posting 708 in the 2014 opener.
- WKU's 708 yards of total offense were 176 more than it had against any FBS opponent in 2013.
- The Hilltoppers have scored 30 or more points in three straight games for the first time since the final two games of the 2011 season and the opener of the 2012 season.
- Over their five-game winning streak, the Hilltoppers averaged 471.8 yards of total offense per game (2,359 yards).
- It took 41 and 42 pass attempts in the game before Doughty threw consecutive incompletions.

The Sum of All Parts

In one swoop, Jeff Brohm, Brandon Doughty, and the Hilltoppers shattered decades worth of records on that Friday against Bowling Green. Numerous records had been on the books for over 30 years, and in his debut as the Hilltopper boss, Brohm erased them from the top of the charts.

All totaled, the Hilltoppers broke **332 years** worth of records in one game.

BROKEN RECORDS

Head Coach Jeff Brohm and his Hilltoppers broke 12 school team and individual records in their season opener against Bowling Green. They also ran the second-most plays in school history with 96.

Individually, Brandon Doughty had a historic night both for the school and Conference USA.

TEAM

Total Yards*	708
Previous:	660 vs. UCF (9/24/94)
First Downs	40
Previous:	34 at Murray State (9/8/94)
First Downs, Passing	29
Previous:	20 at MT (11/19/85)
Passing Yards	569
Previous:	494 vs. Akron (10/5/85)
Passes Completed	46
Previous:	43 at MT (11/9/85)
Passing Touchdowns	6
Previous:	5 at Morehead (10/11/52)
Completion Percentage	82.1
Previous:	80.6 vs. Navy (9/28/13)
Points Scored in FBS Era	59
Previous:	58 vs. Morgan State (9/21/13)
Total Plays	96
Second-Most to:	97 at EIU (11/10/84)

Brandon Doughty

Pass Completions	46
Previous:	37, Johnny Vance at Akron, 11/15/69
Passing Yards	569
Previous:	494, Jeff Cesarone vs. Akron, 10/5/85
Touchdown Passes	6
Previous:	5, Jeff Cesarone vs. Akron, 10/5/85 5, John Hall vs. Morehead, 10/28/78
Completion Pct. (Min. 20 Att)	82.1
Previous:	80.0, Jimmy Feix vs. Delta State, 11/1/52 80.0, Justin Haddix vs. Western Ill., 9/30/06

CONFERENCE USA RECORDS

Brandon Doughty

Touchdown Passes - 6*	t-1st
Passing Yards - 569	3rd
Completions - 46	t-4th

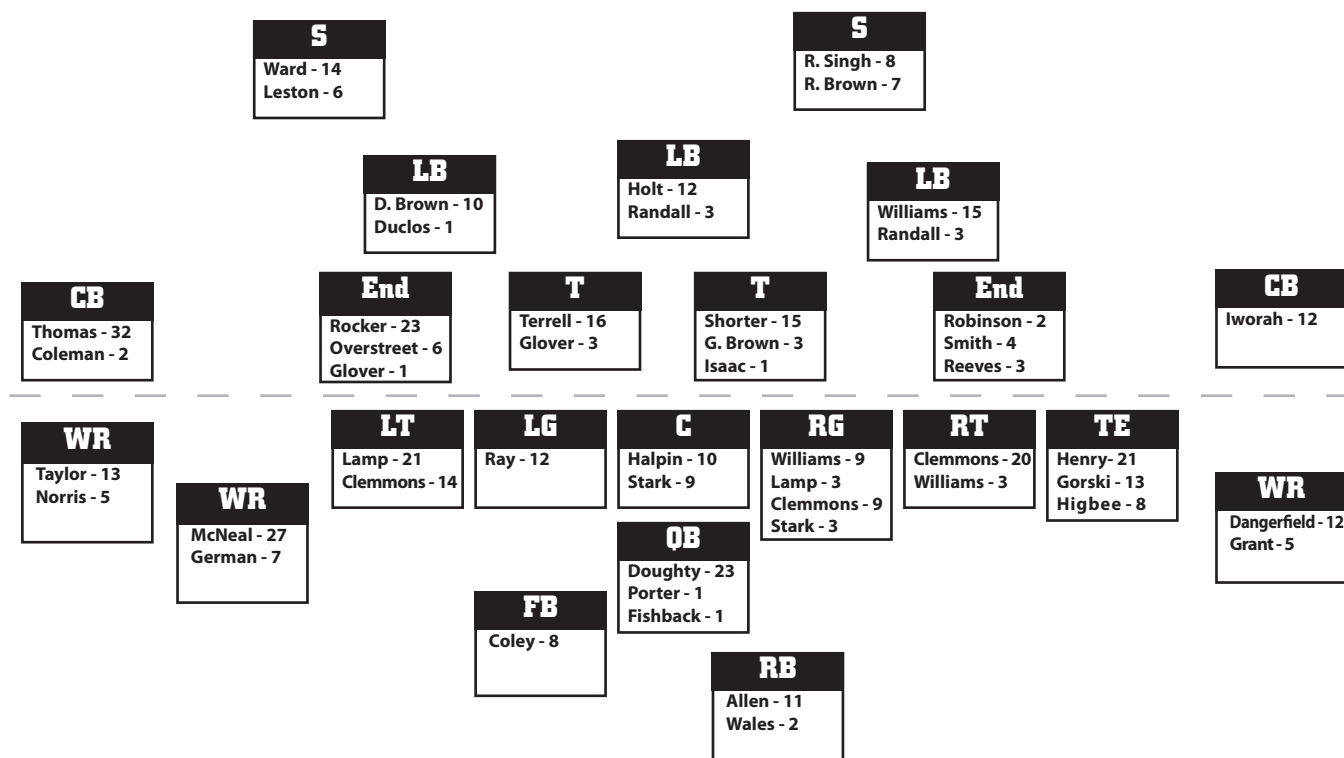
Team

Yards Gained - 708	8th
Passing 1st Downs - 29	t-2nd
Total 1st Downs - 40	t-2nd
Completions - 46	t-4th
Passing Yards - 569	t-4th
Touchdown Passes - 6*	t-3rd

* - indicates a record that has been broken again



CAREER STARTS/GAME-BY-GAME STARTERS



OFFENSIVE GAME-BY-GAME STARTERS

OPPONENT	WR	WR	LT	LG	C	RG	RT	TE	WR	QB	RB
Bowling Green	Taylor	McNeal	Lamp	Ray	Halpin	Stark	Clemmons	Henry	Dangerfield	Doughty	Allen
Illinois	Taylor	McNeal	Lamp	Ray	Halpin	Stark	Clemmons	Henry	Dangerfield	Doughty	Allen
Middle Tennessee	Coley (FB)	McNeal	Lamp	Ray	Halpin	Stark	Clemmons	Henry	Dangerfield	Doughty	Allen
Navy	Grant	Higbee (TE)	Lamp	Ray	Stark	Williams	Clemmons	Gorski	Dangerfield	Doughty	Allen
UAB	Taylor	Coley (FB)	Lamp	Ray	Stark	Williams	Clemmons	Gorski	Dangerfield	Doughty	Allen
Florida Atlantic	Grant	McNeal	Lamp	Ray	Stark	Williams	Clemmons	Gorski	Dangerfield	Doughty	Wales
Old Dominion	Grant	McNeal	Lamp	Ray	Stark	Williams	Clemmons	Henry	Dangerfield	Doughty	Allen
LA Tech	Grant	McNeal	Lamp	Ray	Stark	Williams	Clemmons	Henry	Dangerfield	Doughty	Wales
UTEP	Grant	McNeal	Lamp	Ray	Stark	Williams	Clemmons	Henry	Dangerfield	Doughty	Allen
Army	Taylor	Coley (FB)	Lamp	Ray	Stark	Williams	Clemmons	Higbee	Dangerfield	Doughty	Allen
UTSA	Taylor	Higbee (TE)	Lamp	Ray	Stark	Williams	Clemmons	Henry	Dangerfield	Doughty	Allen
Marshall	Taylor	McNeal	Lamp	Ray	Stark	Williams	Clemmons	Henry	Dangerfield	Doughty	Allen

DEFENSIVE GAME-BY-GAME STARTERS

OPPONENT	DE	DT	DT	DE	LB	LB	CB	S	S	CB	LB/NK
Bowling Green	Smith	Terrell	Shorter	Rocker	Williams	Holt	Thomas	Singh	Ward	Iworah	R. Brown
Illinois	Smith	Terrell	Shorter	Rocker	Williams	Holt	Thomas	Singh	Ward	Iworah	D. Brown
Middle Tennessee	Smith	Terrell	Isaac	Rocker	Williams	Holt	Thomas	Singh	Ward	Iworah	D. Brown
Navy	Reeves	Terrell	Glover	Rocker	Williams	Holt	Thomas	Singh	Ward	Iworah	D. Brown
UAB	Reeves	Terrell	Glover	Rocker	Randall	Holt	Thomas	Singh	Ward	Iworah	D. Brown
Florida Atlantic	Reeves	G. Brown	Glover	Rocker	Randall	Holt	Thomas	Singh	Leston	Iworah	D. Brown
Old Dominion	Overstreet	Leston (LB)	Shorter	Rocker	D. Brown	Holt	Thomas	Singh	Ward	Iworah	R. Brown
LA Tech	Overstreet	G. Brown	Shorter	Rocker	Randall	Holt	Coleman	Singh	Ward	Iworah	R. Brown
UTEP	Overstreet	G. Brown	Shorter	Rocker	Williams	Holt	Coleman	Leston	Ward	Iworah	D. Brown
Army	Overstreet	Terrell	Shorter	Rocker	Williams	Holt	Thomas	Leston	Ward	Iworah	D. Brown
UTSA	Overstreet	Terrell	Shorter	Rocker	Williams	Holt	Thomas	Leston	Ward	Iworah	D. Brown
Marshall	Overstreet	Terrell	Shorter	Rocker	Williams	Holt	Thomas	Leston	Ward	Iworah	D. Brown



20-PLUS YARD PLAYS IN 2014/GAME NOTABLES

Yds	Type	Player	Opp.	Qtr.	Yds	Type	Player	Opp.	Qtr.
96*	INT	Juwan Gardner	ODU	4	28	Rush	Anthony Wales	Army	4
95*	FR	Wonderful Terry	ILL	3	28	Pass	Doughty to German	UTEP	4
90*	INT	Wonderful Terry	UTEP	4	28	Pass	Doughty to Grant	FAU	4
85*	INT	Ricardo Singh	UAB	3	28	Pass	Doughty to Higbee	MT	2
80*	Rush	Leon Allen	Army	3	28	Rush	Leon Allen	ILL	1
75*	Pass	Doughty to Taylor	Marshall	1	27	Pass	Doughty to Dangerfield	Army	1
75*	Rush	Anthony Wales	UAB	1	26	Pass	Doughty to Grant	MT	2
67*	Pass	Doughty to McNeal	UTSA	2	25	Pass	Fant to Higbee	Marshall	1
67	Pass	Doughty to Norris	MT	2	25	Rush	Leon Allen	Marshall	2
55*	Pass	Doughty to Taylor	BG	1	25	Pass	Doughty to Gorski	Marshall	2
54*	Pass	Doughty to Allen	UTSA	1	25*	Pass	Doughty to Dangerfield	Marshall	OT
50*	Pass	Doughty to German	UTEP	1	25*	Pass	Doughty to Henry	MT	OT
50*	Pass	Doughty to Taylor	FAU	1	24*	Pass	Doughty to Grant	UAB	3
48	Rush	Leon Allen	Army	3	24	Rush	Leon Allen	Navy	1
47*	Pass	Doughty to Taylor	UTSA	1	24	Pass	Doughty to German	BG	2
47*	Pass	Doughty to Norris	MT	2	24	Pass	Doughty to Allen	BG	3
46	Rush	Anthony Wales	LT	1	23	Pass	Doughty to Higbee	UTSA	3
46*	Pass	Doughty to Taylor	LT	1	23	Pass	Doughty to German	LT	2
45*	Pass	Doughty to McNeal	Army	2	23	Pass	Doughty to Dangerfield	ODU	3
45*	Pass	Doughty to German	ODU	1	22	Pass	Doughty to Taylor	UTSA	2
44	Rush	Leon Allen	Army	3	22*	Pass	Doughty to Henry	FAU	2
44	Pass	Doughty to Taylor	Navy	3	22	Pass	Doughty to Higbee	Navy	2
43*	INT	Wonderful Terry	Navy	4	22	Pass	Doughty to Wales	Navy	1
42	Pass	Doughty to Norris	Marshall	4	21	Rush	Leon Allen	UTEP	4
39	Pass	Doughty to Dangerfield	UTEP	3	21	Pass	Doughty to Allen	UTEP	1
39	Pass	Doughty to German	UAB	2	21	Pass	Doughty to Allen	UTEP	1
37	FR	Cam Thomas	UAB	4	21	Pass	Doughty to Henry	ODU	2
37	Pass	Doughty to Dangerfield	MT	3	21	Pass	Doughty to Allen	ODU	1
36	Rush	Leon Allen	Marshall	2	21*	Rush	Anthony Wales	UAB	2
35*	Pass	Doughty to Dangerfield	Marshall	4	21	Pass	Doughty to Henry	UAB	2
35	INT	Ricardo Singh	Marshall	4	21	Pass	Doughty to Dangerfield	MT	OT
34*	Pass	Doughty to Taylor	ODU	2	21	Pass	Doughty to German	ILL	2
34*	Pass	Doughty to Grant	BG	2	20*	Pass	Doughty to Higbee	Marshall	1
33	Pass	Doughty to Henry	MT	3	20	Pass	Doughty to Wales	FAU	2
32	Pass	Doughty to Henry	ODU	4	20	Pass	Doughty to Taylor	Navy	3
32	Pass	Doughty to McNeal	UAB	1	20	Pass	Doughty to Higbee	MT	3
31	Pass	Doughty to Higbee	Marshall	3	20*	Pass	Doughty to McNeal	BG	3
31	Pass	Doughty to Grant	ODU	2	20	Pass	Doughty to Taylor	BG	3
31*	Pass	Doughty to Dangerfield	Navy	3	20	INT	Prince Charles Iworah	ILL	3
31	Pass	Doughty to Henry	BG	2	20	Pass	Doughty to Grant	ILL	4
30*	Pass	Doughty to McNeal	FAU	1	20	Pass	Doughty to Henry	ILL	4
30	Pass	Doughty to Norris	UAB	1	* indicates a touchdown scoring play				
29	INT	Branden Leston	Marshall	1					
29	Pass	Doughty to Grant	UTEP	2					
29	Pass	Doughty to Taylor	ODU	3					
29	Pass	Doughty to Norris	MT	1					
29	Pass	Doughty to McNeal	BG	3					
28	Rush	Leon Allen	UTSA	2					

WKU'S 20-PLUS YARDS PLAYS
BREAKDOWN

BY PLAY

Pass.....	68
Rush.....	14
Interception.....	7
Fumble Return.....	2

BY GAME

Bowling Green.....	8
Illinois.....	6
Middle Tennessee.....	10
Navy.....	7
UAB.....	9
Florida Atlantic.....	5
Old Dominion.....	9
LA Tech.....	3
UTEP.....	8
Army.....	6
UTSA.....	6
Marshall.....	12

BY QUARTER

1st.....	24
2nd.....	26
3rd.....	21
4th.....	13
OT.....	2

RUSHING

Leon Allen.....	10
Anthony Wales.....	4

PASSING

Brandon Doughty.....	67
Nacarius Fant.....	1

RECEIVING

Taywan Taylor.....	12
Jared Dangerfield.....	8
Mitchell Henry.....	8
Tyler Higbee.....	7
Antwane Grant.....	7
Joel German.....	7
Willie McNeal.....	6
Leon Allen.....	5
Nicholas Norris.....	5
Anthony Wales.....	2

GAME-BY-GAME NOTABLES

OPPONENT	CAPTAINS	COIN TOSS	KICK/RECEIVE	1ST POSS.	GAME TIME	GAME LENGTH	JERSEYS	PANTS	RESULT
Bowling Green	Clemmons, Thomas, McNeal, Williams	Loss	Kick	Touchdown	6:35 PM CT	3:39	Red	Red	W, 59-31
Illinois	Clemmons, Thomas, McNeal, Rocker	Win	Receive	Fumble	11:01 AM CT	3:29	White	Red	L, 34-42
Middle Tennessee	Clemmons, Thomas, McNeal, Williams	Loss	Receive	Punt	6:04 PM CT	4:03	White	White	L, 47-50 (3OT)
Navy	Clemmons, Thomas, McNeal, Rocker	Win	Receive	Field Goal	2:34 PM CT	3:38	White	Red	W, 36-27
UAB	Clemmons, Thomas, McNeal, Rocker	Win	Kick	Touchdown	6:00 PM CT	3:20	Red	Red	L, 39-42
Florida Atlantic	Clemmons, Doughty, McNeal, Williams	Win	Receive	Touchdown	12:04 PM ET	3:23	White	Red	L, 38-45
Old Dominion	Clemmons, Thomas, McNeal, Williams	Win	Receive	Touchdown	3:00 PM CT	3:20	Black	Black	W, 66-51
LA Tech	Clemmons, Doughty, Rocker, McNeal	Loss	Receive	Interception	2:05 PM CT	3:35	White	Red	L, 10-59
UTEP	Clemmons, Rocker, McNeal, Williams	Win	Receive	Punt	3:00 PM CT	3:11	Red	Red	W, 35-27
Army	Clemmons, Thomas, McNeal, Williams	Loss	Receive	Punt	11:04 AM CT	3:18	Black	Black	W, 52-24
UTSA	Clemmons, Thomas, McNeal, Williams	Win	Receive	Touchdown	11:05 AM CT	3:20	Red	Black	W, 45-7
Marshall	Clemmons, Thomas, McNeal, Williams	Win	Receive	Touchdown	12:06 AM ET	3:58	White	Red	W, 67-66 (OT)



2014 POPEYES BAHAMAS BOWL MEDIA GUIDE

@WKUFootball // @WKUSports \\ @WKUSportsPics



GAME-BY-GAME SPECIALTY STATS

TURNOVERS

Opponent	Forced by WKU			Pts Off	Pts. Off Margin	Forced by Opponent			Pts Off
	Fum	INT	Tot			Fum	INT	Tot	
Bowling Green	0	0	0	0	0	0	0	0	0
Illinois	2	1	3	13	-1	2	1	3	14
Middle Tennessee	0	0	0	0	-7	0	1	1	7
Navy	1	1	2	14	+14	0	1	1	0
UAB	2	1	3	14	+14	0	0	0	0
Florida Atlantic	1	0	1	3	+3	1	1	2	0
Old Dominion	1	2	3	14	+7	2	0	2	7
LA Tech	2	1	3	0	-21	1	4	5	21
UTEP	0	1	1	7	+7	0	0	0	0
Army	0	0	0	0	0	0	0	0	0
UTSA	1	1	2	0	0	0	0	0	0
Marshall	0	4	4	28	21	0	2	2	7
TOTAL	9	12	20	93	+35	6	10	16	56

WKU BIG PLAYS

Opponent	Rushing				Passing				Special Teams		Defensive Plays	
	15-19	20-29	30-39	40+	20-29	30-39	40-49	50+	Block	Ret. TD	INT	TD
Bowling Green	2	0	0	0	5	2	0	1	0	0	0	0
Illinois	1	1	0	0	3	0	0	0	0	0	1	1
Middle Tennessee	1	0	0	0	7	2	1	1	0	0	0	0
Navy	1	1	0	0	3	1	1	0	0	0	1	1
UAB	1	1	0	1	2	3	0	0	0	0	1	1
Florida Atlantic	1	0	0	0	3	1	0	1	0	0	0	0
Old Dominion	3	0	0	0	4	3	1	0	0	1	2	1
LA Tech	3	0	0	1	1	0	1	0	0	0	1	0
UTEP	0	1	0	0	4	1	0	1	0	0	1	1
Army	4	1	0	3	1	0	1	0	0	0	0	0
UTSA	0	1	0	0	2	0	1	2	0	0	1	0
Marshall	0	2	1	0	5	2	1	1	0	0	4	0
TOTAL	17	8	1	5	40	15	7	7	0	1	12	5

OPPONENT BIG PLAYS

Opponent	Rushing				Passing				Special Teams		Defensive Plays	
	15-19	20-29	30-39	40+	20-29	30-39	40-49	50+	Block	Ret. TD	INT	TD
Bowling Green	0	3	0	0	1	0	1	0	0	0	0	0
Illinois	0	1	0	0	2	3	0	1	0	0	1	1
Middle Tennessee	2	0	0	1	1	0	0	2	0	0	1	0
Navy	3	2	1	2	1	0	0	0	0	0	1	0
UAB	3	0	1	0	1	1	1	1	0	1	0	0
Florida Atlantic	2	0	0	1	2	0	1	1	0	0	1	0
Old Dominion	3	1	0	0	3	3	2	1	0	0	0	0
LA Tech	0	1	0	1	3	1	0	0	0	1	4	0
UTEP	2	2	0	0	1	0	0	1	0	1	0	0
Army	4	0	0	2	0	0	0	0	0	0	0	0
UTSA	1	0	1	0	0	0	0	1	0	0	0	0
Marshall	3	2	0	1	4	3	1	0	0	0	2	0
TOTAL	23	12	3	8	19	11	6	8	0	3	10	1

WKU SCORING DRIVES - REGULATION ONLY

Opponent	No.	Plays	Yards	Time	TD Drives	Plays	Yards	Time	< 3:00
Bowling Green	9	9.5	76.3	3:31	8	7.4	78	3:36	4
Illinois	5	8.6	52.4	2:30	3	11.0	80.3	3:19	2
Middle Tennessee	6	9.6	74.8	2:52	4	7.0	73.8	2:31	3
Navy	6	8.3	61.6	2:58	3	8.0	67.6	2:51	2
UAB	5	5.6	72.4	2:11	5	5.6	72.4	2:11	4
Florida Atlantic	6	7.8	56.8	2:34	5	8.0	64.8	2:37	3
Old Dominion	8	6.9	63.5	2:26	7	6.2	64.0	2:01	6
LA Tech	2	8.5	74.0	3:10	1	6.0	94.0	2:40	0
UTEP	4	8.0	74.3	2:44	4	8.0	74.3	2:44	3
Army	8	5.4	57.5	2:01	7	5.0	58.1	1:52	5
UTSA	7	5.5	66.4	2:36	6	4.8	71.3	2:12	5
Marshall	9	5.1	50.4	1:43	8	4.6	48.1	1:34	7



THE LAST TIME

THE HILLTOPPERS....

Scored 80+ points:	(87) vs. West Virginia Tech (0), 9/8/07
Scored 70+ points:	(87) vs. West Virginia Tech (0), 9/8/07
Scored 60-69 points:	(67) at No. 19 Marshall (66), 11/28/14
Scored 50-59 points:	(52) vs. Army (24), 11/15/14
Scored 40-49 points:	(45) vs UTSA (7), 11/22/14
Defeated a ranked opponent:	at No. 19 Marshall, 11/28/14
Defeated a ranked opponent on the road:	at No. 19 Marshall, 11/28/14
Shutout an opponent:	(20-0) at Florida Atlantic, 10/15/11
Had consecutive shutouts:	(22-0) vs. Southern Illinois, 11/18/00; (27-0) vs. Florida A&M, 11/25/00
Did not allow a touchdown:	(14-6) at Florida International, 10/27/12
Was shutout:	(0-35) at Alabama, 9/8/12
600+ yards of total offense:	(738) at No. 19 Marshall, 11/28/14
500+ yards total offense:	(561) vs Army, 11/15/14
400-499 yards total offense:	(466) vs UTSA, 11/22/14
90+ total plays:	(102) at Middle Tennessee, 9/13/14
80+ total plays:	(86) at No. 19 Marshall, 11/28/14
30+ first downs:	(37) at No. 19 Marshall, 11/28/14
500+ yards rushing:	(551) vs. Tennessee-Martin, 9/9/00
400+ yards rushing:	(451) vs. West Virginia Tech, 9/1/05
300+ yards rushing:	(383) vs Army, 11/15/14
60+ rushing attempts:	(64) vs. Troy, 11/26/11
50+ rushing attempts:	(51) at Louisiana-Lafayette, 11/17/12
5+ rushing touchdowns:	(5) at Texas State 11/23/13
4+ rushing touchdowns:	(4) vs Army, 11/15/14
500+ yards passing	(593) at Middle Tennessee, 9/13/14
400+ yards passing	(491) at No. 19 Marshall, 11/28/14
300+ yards passing:	(346) vs UTSA, 11/22/14
250-299 yards passing:	(297) at Illinois, 9/6/14
60+ pass attempts:	(66) at Middle Tennessee, 9/13/14
50-59 pass attempts:	(50) at No. 19 Marshall, 11/28/14
40+ pass completions:	(43) at Middle Tennessee, 9/13/14
30-39 pass completions:	(35) at No. 19 Marshall, 11/28/14
6+ touchdown passes:	(8) at No. 19 Marshall, 11/28/14
5+ touchdown passes:	(5) vs UTSA, 11/22/14
3+ touchdown passes:	(3) vs Army, 11/15/14
5+ fumbles:	(5) at Troy, 10/11/12 (2 lost)
No turnovers:	vs UTSA, 11/22/14
5+ turnovers:	(7) vs. Tennessee, 9/7/13
100 yard rusher and 100 yard receiver:	at No. 19 Marshall, 11/28/14 (RUSH: Leon Allen - 237; REC: Jared Dangerfield - 117, Taywan Taylor - 122)
Two 100-yard+ rushers:	vs. Southern Miss, 9/22/12 (Antonio Andrews - 136; Leon Allen - 132)
Three 100-yard+ rushers:	vs. Southern Illinois, 11/7/98 (Jammie Kyle - 113; Donte Pimbleton - 111; DeWayne Gallishaw - 108)
Two 100-yard receivers:	at No. 19 Marshall, 11/28/14 (Jared Dangerfield - 117, Taywan Taylor - 122)
Returned a kickoff for TD:	vs ODU, 10/25/14 (Kylan Towner - 94 yds)
Returned a punt for TD:	vs. Austin Peay, 9/1/12 (Antonio Andrews - 70 yds)
Returned an interception for a TD:	vs UTEP, 11/8/14 (W. Terry - 90 yds)
Returned a fumble for a TD:	at Illinois, 9/6/14 (W. Terry - 95 yds)
Returned a blocked punt for a TD:	vs. MT, 11/20/10 (Derrius Brooks - 0 yds)
Returned a blocked FG for a TD:	vs. Morgan St., 9/21/13 (J. Dowling - 70 yds)
Had 2+ defensive touchdowns:	at Louisiana-Lafayette, 10/23/10 Fumble Return (Jamarcus Allen - 69 yds); Interception Return (Derrius Brooks - 62 yds)

Blocked a punt:	at Tennessee, 9/7/13 (Tyler Higbee)
Blocked two punts:	vs. Middle Tennessee, 11/20/10 (Bar'ee Boyd - 2)
Blocked a field goal:	vs. Morgan State, 9/21/13 (Tyree Robinson)
Blocked a PAT:	vs. Middle Tennessee, 10/6/11 (Jared Clendenin)
Missed a PAT:	at Georgia State, 11/2/13 (Garrett Schwettman)
Had a punt blocked:	vs. C. Michigan, 12/26/12 (Blocked by A. Cunningham)
Had a field goal blocked:	at Marshall, 11/28/14 (Blocked by A. Blackmon)
Had a PAT Blocked:	vs UAB, 10/4/14
Held an opponent to less than 10 first downs:	(7) vs. Austin Peay, 9/1/12
Intercepted 4+ passes:	(4) at Texas State, 11/23/13
Intercepted 3+ passes:	(4) at Texas State, 11/23/13
Held an opponent to less than 300 yards:	(234) vs UTSA, 11/22/14
Held an opponent to less than 200 yards:	(130) at Texas State, 11/23/13
Held an opponent to less than 100 yards:	(15) vs. West Virginia Tech, 9/8/07
Scored a safety:	vs. Navy, 9/28/13 (Xavious Boyd)
Scored a 2-point conversion:	at Kentucky, 9/15/12 (Andrews to Jakes)

A HILLTOPPER PLAYER...

Had 300+ yards total offense in a game:	(476) Brandon Doughty at Marshall, 11/28/14 (491 passing, -15 rushing)
Scored 4+ TDs in a game:	(4) Keshawn Simpson at Georgia State, 11/2/13 (4 rush)
Scored 3+ TDs in a game:	(3) Tyler Higbee at Marshall, 11/28/14 (3 receptions)
Rushed 40+ times in a game:	(43) Bobby Rainey vs. Troy, 11/26/11
Rushed 30+ times in a game:	(33) Leon Allen at Marshall, 11/28/14
Rushed for 200+ yards in a game:	(237) Leon Allen at Marshall, 11/28/14
Rushed for 150+ yards in a game:	(237) Leon Allen at Marshall, 11/28/14
Rushed for 100+ yards in a game:	(237) Leon Allen at Marshall, 11/28/14
Rushed for 200+ yards in consecutive games:	Antonio Andrews, (238) at Louisiana-Lafayette, 11/17/12; (230) vs. North Texas, 11/24/12
Rushed for 150+ yards in consecutive games:	Antonio Andrews (155) at ULM, 10/3/13 and (154) vs. Louisiana, 10/15/13
Rushed for 100+ yards in consecutive games:	Leon Allen (128) at Middle Tennessee, 9/13/14 and (102) at Navy, 9/27/14
Rushed for 4+ TDs in a game:	(4) Keshawn Simpson at Georgia St., 11/2/13
Passed for 400+ yards in a game:	(491) Brandon Doughty at No. 19 Marshall, 11/28/14
Passed for 300-399 yards in a game:	(346) Brandon Doughty vs UTSA, 11/22/14
Attempted 60+ passes in a game:	(66) Brandon Doughty at Middle Tennessee, 9/13/14
Attempted 50-59 passes in a game:	(50) Brandon Doughty at No. 19 Marshall, 11/28/14
Attempted 40-49 passes in a game:	(44) Brandon Doughty at FAU, 10/18/14
Attempted 30-39 passes in a game:	(35) Brandon Doughty vs UTSA, 11/22/14
Threw 4+ TD passes in a game:	(8) Brandon Doughty at No. 19 Marshall, 11/28/14
Threw 3 TD passes in game:	(3) Brandon Doughty vs Army, 11/15/14
Had 200+ yards receiving in a game:	(276) Joey Stockton at Austin Peay, 9/16/95
Had 150+ yards receiving in a game:	(174) Nicholas Norris at Middle Tennessee, 9/13/14
Had 100+ yards receiving in a game:	Jared Dangerfield - 117 and Taywan Taylor - 122 at No. 19 Marshall, 11/28/14
Caught 10+ passes in a game:	(12) Taywan Taylor and (10) Jared Dangerfield vs. Bowling Green, 8/29/14
Caught 3+ TD passes in a game:	(3) Tyler Higbee at Marshall, 11/28/14
Caught 2+ TD passes in a game:	(2) Jared Dangerfield vs UTSA, 11/22/14
Scored 15+ points kicking:	(17) Garrett Schwettman at Middle Tennessee, 9/13/14
Kicked 5+ field goals in a game:	(5) Matt Lange vs. EKU, 9/20/03
Kicked 4+ field goals in a game:	(4) Garrett Schwettman at Middle Tennessee, 9/13/14
Kicked a 50-yard+ FG:	(50) Tanner Siewert at Kentucky, 9/27/08



THE LAST TIME

Had a 60-yard+ punt:	(62) Hendrix Brakefield vs. North Texas, 10/30/10
Had a 70-yard+ punt:	(74) Hendrix Brakefield vs. CMU, 12/26/12
Intercepted 3+ passes in a game:	(3) Branden Leston at Marshall, 11/28/14
Intercepted 2+ passes in a game:	(2) Tyree Robinson and Cam Thomas at Texas State, 11/23/13
Had a 60-69-yard rush:	(65) Antonio Andrews vs Morgan State, 9/21/13
Had a 70-79-yard rush:	(75) Anthony Wales vs UAB, 10/4/14
Had an 80-yard+ rush:	(80) Leon Allen vs Army, 11/15/14
Had a 90-yard+ rush:	(91) Lerron Moore vs. Southern Illinois, 11/1/03
Had a 70-yard+ pass:	(75) Doughty to Taylor at Marshall, 11/28/14
Had an 80-yard+ pass:	(84) Black to Hamilton vs. Morehead State, 11/17/07
Had a 90-yard+ pass:	(96) Jeff Cesarone to Keith Paskett vs. Akron, 10/5/85

AN OPPOSING TEAM...

Failed to score a TD:	(6) Florida International, 10/27/12
Had 30+ first downs:	(37) No. 19 Marshall, 11/28/14
400+ yards rushing:	(412) Navy, 9/27/14
300-399 yards rushing:	(323) Middle Tennessee, 9/13/14
60+ rushing attempts:	(64) UAB, 10/4/14
50-59 rushing attempts:	(54) FAU, 10/18/14
400+ yards passing:	(471) Old Dominion, 10/25/14
300-399 yards passing:	(378) LA Tech, 11/1/14
250-299 yards passing:	(275) ULM, 10/3/13
50+ pass attempts:	(50) Illinois, 9/6/14
30+ pass completions:	(34) LA Tech, 11/1/14
5+ touchdown passes:	(7) No. 19 Marshall, 11/28/14
4 touchdown passes:	(4) Louisiana-Monroe, 10/20/12
3 touchdown passes:	(3) Old Dominion, 10/25/14
600+ yards total offense:	(708) No. 19 Marshall, 11/28/14
500-599 yards total offense:	(507) LA Tech, 11/1/14
80+ total plays:	(82) No. 19 Marshall, 11/28/14
60+ points:	(66) No. 19 Marshall, 11/28/14
50-59 points:	(59) LA Tech, 11/1/14
40-49 points:	(48) FAU, 10/18/14
No turnovers:	Middle Tennessee, 9/13/14
5+ Fumbles:	(5) Navy (3 lost), 9/10/11
100-yard+ rusher and 100-yard+ receiver:	No. 19 Marshall, 11/28/14 (RUSH: Steward Butler, 24/233 REC: Tommy Shuler, 10/132 and Davonte Allen, 6/141)
Two 100-yard+ rushers:	Navy, 9/27/14 (Keenan Reynolds — 121 yds; Noah Copeland — 104 yds)
Returned a kickoff for TD:	UTEP, 11/8/14 (Autrey Golden - 92 yds)
Returned a punt for TD:	Kentucky, 9/11/10 (Randall Cobb - 50 yds)
Returned an interception for a TD:	Illinois, 9/6/14 (Taylor Barton - 77 yds)
Returned a fumble for a TD:	Florida Atlantic, 11/10/12 (Keith Reaser — 9 yds)
Returned a blocked punt for a TD:	North Texas, 11/24/07 (Chris Neal — 5 yds.)
Blocked a punt:	Central Michigan, 12/26/12 (Avery Cunningham)
Missed a PAT:	Old Dominion, 10/25/14
Intercepted 3+ passes:	(4) LA Tech, 11/1/14
Scored a safety:	North Texas, 10/31/08 (Eddrick Gilmore)
Scored a 2-point conversion:	Troy, 10/26/13

AN OPPOSING PLAYER...

Rushed 30+ times in a game:	(34) Jordan Howard, UAB, 10/4/14
Rushed for 200+ yards in a game:	(233) Steward Butler, Marshall, 11/28/14
Rushed for 150+ yards in a game:	(183) Jordan Howard, UAB, 10/4/14
Rushed for 3+ touchdowns in a game:	(4) Ray Lawry, ODU, 10/25/14
Passed for 400+ yards in a game:	(417) Rakeem Cato, Marshall, 11/28/14
Passed for 300-399 yards in a game:	(335) Cody Sokol, LA Tech, 11/1/14
Attempted 40+ passes in a game:	(46) Rakeem Cato, Marshall, 11/28/14
Attempted 30-39 passes in a game:	(34) Jaquez Johnson, FAU, 10/18/14
Threw 5+ TDs in a game:	(7) Rakeem Cato, Marshall, 11/28/14
Threw 4 TDs in a game:	(4) Kolton Browning, ULM, 10/20/12
Threw 3 TDs in a game:	(3) Taylor Heinicke, ODU, 10/25/14
Had 400+ yards total offense in a game:	(446) Rakeem Cato, Marshall, 11/28/14 (PASS: 417; RUSH: 29)
Had 300-399 yards total offense in a game:	(328) Cody Sokol, LA Tech, 11/1/14 (PASS: 335; RUSH -7)
Had 150+ yards receiving in a game:	(220) Antonio Vaughan, Old Dominion, 10/25/14
Had 100-149 yards receiving in a game:	Tommy Shuler, 10/132 and Davonte Allen, 6/141
Caught 10+ passes in a game:	(10) Tommy Shuler, Marshall, 11/28/14
Caught 3+ TD passes in a game:	(3) Trent Taylor, LA TECH, 11/1/14
Caught 2 TD passes in a game:	Antonio Vaughan, ODU, 10/25/14
Kicked a 50-yard+ field goal:	(51) Kyle Fischer, LA Tech, 11/1/14
Had a 70-yard+ punt:	(82) Richie Hogan, Central Michigan, 12/26/12
Intercepted 2+ passes in a game:	(2) Adairius Barnes and Levander Liggins, LA Tech, 11/1/14
Had a 70-yard+ run:	(79) Aaron Spikes, Louisiana-Lafayette, 10/22/11
Had an 80-yard+ run:	(83) Corey Crume, Eastern Kentucky, 9/19/98
Had a 70-yard+ pass:	(75) Cody Clements to Josh Magee, UAB, 10/4/14
Had an 80-yard+ pass:	(83) A.J. Porter to Steven Rush, Missouri State, 11/6/04
Had a 90-yard+ pass:	(94) Erik Hutchins to Shoun Habersham, Chattanooga, 11/2/91



2014 SCORING DRIVES

BGSU	Plays	Yards	TOP	Scoring Play
10	83	3:20		Allen 2 run
8	88	2:29		Doughty 55 pass to Taylor
8	80	2:32		Doughty 34 pass to Grant
6	75	2:13		Doughty 9 pass to McNeal
10	63	2:50		Schwettman 34 kick
10	69	3:36		Doughty 5 pass to Dangerfield
8	77	2:53		Doughty 20 pass to McNeal
11	77	4:08		Doughty 5 pass to Dangerfield
15	75	7:57		Wales 1 run

Illinois	Plays	Yards	TOP	Scoring Play
5	16	1:23		Schwettman 41 kick
18	99	5:58		Allen 1 run
8	67	2:44		Doughty 16 pass to Higbee
4	5	1:09		Schwettman 19 kick
7	75	1:17		Doughty 14 pass to Grant

MT	Plays	Yards	TOP	Scoring Play
16	84	4:57		Schwettman 20 kick
6	78	1:52		Doughty 47 pass to Norris
7	76	2:44		Doughty 14 pass to Dangerfield
7	76	3:18		Allen 2 rush
8	65	2:12		Doughty 19 pass to Henry
14	70	2:09		Schwettman 24 kick
1	25	OT		Doughty 25 pass to Henry
4	6	OT		Schwettman 36 kick
6	15	OT		Schwettman 27 kick

Navy	Plays	Yards	TOP	Scoring Play
9	63	3:19		Schwettman 37 kick
12	57	4:02		Schwettman 36 kick
3	24	0:26		Doughty 13 pass to McNeal
6	88	1:58		Doughty 31 pass to Dangerfield
5	47	1:53		Schwettman 33 kick
15	91	6:11		Doughty 1 rush

UAB	Plays	Yards	TOP	Scoring Play
8	72	3:31		Doughty 15 pass to Taylor
7	62	2:52		Wales 2 run
1	75	0:11		Wales 75 run
4	78	1:25		Wales 21 run
8	75	2:57		Doughty 24 pass to Grant

FAU	Plays	Yards	TOP	Scoring Play
5	75	1:43		Doughty 50 pass to Taylor
1	30	0:07		Doughty 30 pass to McNeal
7	18	2:18		Schwettman 42 kick
12	71	4:43		Allen 1 run
5	72	0:44		Doughty 22 pass to Henry
17	75	5:52		Allen 2 run

ODU	Plays	Yards	TOP	Scoring Play
8	73	2:37		Allen 1 run
7	41	2:41		Doughty 6 pass to Grant
2	45	0:33		Doughty 45 pass to German
6	76	1:59		Doughty 16 pass to Grant
2	61	0:25		Doughty 34 pass to Taylor
11	77	2:22		Doughty 19 pass to Dangerfield
8	75	3:30		Allen 12 run
11	60	5:23		Schwettman 27 kick

LA Tech	Plays	Yards	TOP	Scoring Play
6	94	2:30		Doughty 46 pass to Taylor
11	54	3:48		Schwettman 31 kick

UTEP	Plays	Yards	TOP	Scoring Play
7	75	2:41		Doughty 50 pass to German
8	74	3:23		Allen 2 run
7	75	1:57		Doughty 7 pass to McNeal
6	73	2:55		Doughty 10 pass to Allen

Army	Plays	Yards	TOP	Scoring Play
7	68	2:22		Allen 12 run
3	19	0:55		Doughty 15 run
8	53	3:02		Schwettman 36 kick
7	80	1:43		Doughty 45 pass to McNeal
1	80	0:12		Allen 80 run
7	69	3:04		Doughty 6 pass to Dangerfield
4	62	1:03		Allen 1 run
6	29	3:47		Doughty 9 pass to Norris

UTSA	Plays	Yards	TOP	Scoring Play
5	74	2:14		Doughty 54 pass to Allen
3	61	0:54		Doughty 47 pass to Taylor
1	67	0:12		Doughty 67 pass to McNeal
4	71	1:22		Doughty 13 pass to Dangerfield
5	81	1:37		Doughty 16 pass to Dangerfield
10	36	5:03		Schwettman 34 kick
11	75	6:56		Coley 2 run

Marshall	Plays	Yards	TOP	Scoring Play
9	62	3:02		Doughty 11 pass to Higbee
1	17	0:09		Doughty 17 pass to Allen
1	75	0:11		Doughty 75 pass to Taylor
8	75	2:53		Doughty 20 pass to Higbee
4	31	1:08		Allen 10 run
6	63	2:29		Doughty 9 pass to German
3	57	0:48		Doughty 7 pass to Higbee
9	69	3:03		Schwettman 21 kick
5	65	1:46		Doughty 35 pass to Dangerfield
2	25	OT		Doughty 25 pass to Dangerfield

DRIVE SUPERLATIVES

Longest Drive (Yards) - 18 plays, 99 yards - 5:58 at Illinois
(Allen 1 run)

Most Plays - 18 plays, 99 yards - 5:58 (Allen 1 run) at Illinois

Fewest Plays on TD Drive - 1 play, Six times, last vs. Marshall

Most Time Used on TD Drive - 7:57 vs. Bowling Green

Shortest Time Used on TD Drive - 0:07 at FAU

No. of TD Drives Less than 2:00 - 26



2014 GAME RECAPS

GAME 1



Bowling Green 0 10 14 7 - 31

WKU 14 17 14 14 - 59

Aug. 29, 2014 • Houchens-Smith Stadium • Bowling Green, Ky. • 17,215

BOWLING GREEN, Ky. (AP) -- Brandon Doughty threw for a school-record 569 yards and six touchdowns to help Western Kentucky beat Bowling Green State 59-31 on Friday night in the head coaching debuts of Jeff Brohm and Dino Babers.

Brohm's Hilltoppers had a school-record 708 total yards against the defending MAC champions.

Western Kentucky raced to a 21-0 lead on Leon Allen's 2-yard run, and Doughty's 55-yard touchdown pass to Taywan Taylor, and 34-yarder to Atwane Grant.

Taylor finished with 12 catches for 185 yards and Jared Dangerfield had 10 catches for 92 yards and two touchdowns.

Bowling Green scored in the third quarter on Andre Givens' 3-yard run and Matt Johnson's 41-yard pass to Ronnie Moore. Johnson completed 25 of 36 passes for 314 yards.

Doughty countered with two more scoring strikes, finding Willie McNeal for 20 yards and Dangerfield from 5 yards out.

GAME BREAKDOWN

	BGSU	WKU
FIRST DOWNS	26	40
Rushing	7	9
Passing	17	29
Penalty	2	2
NET YARDS RUSHING	152	139
Rushing Attempts	35	40
Average Per Rush	4.3	3.5
Rushing Touchdowns	3	2
Yards Gained Rushing	181	158
Yards Lost Rushing	29	19
NET YARDS PASSING	313	569
Completions-Attempts-Int	25-36-0	46-56-0
Average Per Attempt	8.7	10.2
Average Per Completion	12.5	12.4
Passing Touchdowns	1	6
TOTAL OFFENSE YARDS	465	708
Total offense plays	71	96
Average Gain Per Play	6.5	7.4
Fumbles: Number-Lost	1-0	3-0
Penalties: Number-Yards	11-90	7-66
PUNTS-YARDS	4-172	2-106
Average Yards Per Punt	43.0	53.0
Net Yards Per Punt	40.8	29.0
Inside 20	1	0
50+ Yards	0	2
Touchbacks	0	1
Fair catch	3	0
KICKOFFS-YARDS	6-374	9-553
Average Yards Per Kickoff	62.3	61.4
Net Yards Per Kickoff	40.3	38.9
Touchbacks	3	3
Punt returns: Number-Yards-TD	1-28-0	1-9-0
Average Per Return	28.0	9.0
Kickoff returns: Number-Yds-TD	6-128-0	3-57-0
Average Per Return	21.3	19.0
Interceptions: Number-Yds-TD	0-0-0	0-0-0
Fumble Returns: Number-Yds-TD	0-0-0	0-0-0
Miscellaneous Yards	0	0
Possession Time	24:01	35:59
1st Quarter	6:14	8:46
2nd Quarter	7:20	7:40
3rd Quarter	4:55	10:05
4th Quarter	5:32	9:28
Third-Down Conversions	4 of 11	14 of 18
Fourth-Down Conversions	0 of 1	0 of 0
Red-Zone Scores-Chances	3-5	7-7
Touchdowns	3-5	6-7
Field goals	0-5	1-7
Sacks By: Number-Yards	1-5	3-18
PAT Kicks	4-4	8-8
Field Goals	1-2	1-2

GAME NOTES

- The Hilltoppers have now won three-straight home openers and 17 of their last 21.
- WKU's 59 points against the Falcons marked the highest total for the Hilltoppers in a game in the FBS era.
- WKU gashed Bowling Green for a school record 708 yards, which broke the previous record of 660 versus Central Florida on Sept. 24, 1994.
- WKU set school records with 40 first downs, 29 passing first downs, and the 96 plays run were the second-most in school history.
- With Taywan Taylor's 185 receiving yards and Leon Allen's 152 all-purpose yards, WKU has now had an individual record at least 100 all-purpose yards in 45 straight games dating back to Oct. 9, 2010.
- WKU's Taywan Taylor and Jared Dangerfield became the first pair of Hilltopper receivers in school history to record 10+ catches in the same game.
- Senior quarterback Brandon Doughty set WKU records with 46 completions, 569 passing yards and six touchdown passes.
- Doughty's 569 yards passing were the third-most in C-USA history and 23 shy of the league record. His 46 completions rank fourth in conference history.
- Taylor's 185 receiving yards were the most since Joey Stockton posted 194 versus Murray State in 1997.

SCORING SUMMARY

Team	Qtr	Time	Scoring Play	Pl.	TOP	Score
WKU	1	10:20	Allen 2 run (Schwettman kick)	10-83	3:20	7-0
WKU	1	2:29	Doughty 55 pass to Taylor (Schwettman kick)	8-88	2:12	14-0
WKU	2	8:36	Doughty 34 pass to Grant (Schwettman kick)	8-80	2:32	21-0
BGSU	2	6:54	Coppet 1 run (Tate kick)	7-70	1:42	21-7
WKU	2	4:41	Doughty 9 pass to McNeal (Schwettman kick)	6-75	2:13	28-7
BGSU	2	2:50	Tate 52 kick	6-38	1:51	28-10
WKU	2	0:00	Schwettman 29 kick	10-63	2:50	31-10
WKU	3	11:24	Doughty 5 pass to Dangerfield (Schwettman kick)	10-69	3:36	38-10
BGSU	3	8:54	Givens 3 run (Tate kick)	8-75	2:30	38-17
BGSU	3	7:16	Johnson 41 pass to Moore (Tate kick)	2-51	0:39	38-24
WKU	3	4:23	Doughty 20 pass to McNeal (Schwettman kick)	8-77	2:53	45-24
WKU	4	13:29	Doughty 5 pass to Dangerfield (Schwettman kick)	11-77	4:08	52-24
BGSU	4	10:52	Greene 8 run (Tate kick)	9-69	2:37	52-29
WKU	4	2:55	Wales 1 run (Schwettman kick)	15-75	7:57	59-31

STATISTICS LEADERS

WKU

PASSING	C-A-I	Yds	TD	Long	Sack
Doughty	46-56-0	569	6	55	1

RUSHING	Att.	Yds	TD	Long	Avg.
Allen	28	99	1	17	3.3
Wales	8	27	1	8	3.4
Towner	2	15	0	15	7.5
Doughty	3	(-2)	0	3	-0.7
TOTALS	41	139	2	17	3.2

RECEIVING	No.	Yds	TD	Long
Taylor	12	185	1	55
Dangerfield	10	92	2	16
Henry	6	77	0	31
Allen	6	53	0	24
McNeal	5	70	2	24
Grant	3	53	1	29
Wales	2	9	0	6
German	1	24	0	24
Norris	1	6	0	6
TOTALS	46	569	6	55

BGSU

PASSING	C-A-I	Yds	TD	Long	Sack
Johnson	25-36-0	314	1	41	3

RUSHING	Att.	Yds	TD	Long	Avg.
Green	18	91	1	27	5.1
Coppet	6	65	1	24	10.8
Givens	5	17	1	7	3.4
Johnson	6	(-22)	0	4	-3.7
TOTALS	35	151	3	27	4.3

RECEIVING	No.	Yds	TD	Long
Lewis	8	78	0	16
Dieter	7	78	0	16
Jackson	5	58	0	19
Moore	2	64	1	41
Greene	2	18	0	15
Burbrink	1	18	0	18
TOTALS	25	314	1	41



2014 GAME RECAPS

GAME 2



WKU	3	14	10	7	-	34
Illinois	7	7	7	21	-	42

Sept. 6, 2014 • Memorial Stadium • Champaign, Ill. • 38,561

CHAMPAIGN, Ill. (AP) -- Illinois quarterback Wes Lunt threw for three touchdowns and Taylor Barton returned an interception for a late score to secure a comeback win over Western Kentucky Saturday, 42-34. Lunt was 35 of 50 with one interception for the Illini (2-0).

Barton picked off Hilltopper quarterback Brandon Doughty in the fourth quarter for a 77-yard touchdown that put Illinois up 35-27.

Hilltopper running back Leon Allen finished with 118 yards on 24 carries and a touchdown. Doughty was 28 of 48 for 297 yards, a touchdown and the interception.

Illinois trailed the Hilltoppers 17-17 in the second quarter and, after taking a 21-17 lead in the third quarter, gave it right back with a big turnover, a 95-yard fumble return by Western Kentucky cornerback Wonderful Terry.

Allen was the big reason the Hilltoppers were able to turn a big defensive stand late in the first quarter into a 99-yard touchdown drive that silenced the Memorial Stadium crowd, stunned Illinois and gave Western Kentucky the lead.

A 16-yard touchdown pass from Doughty to Tyler Higbee 7 minutes later gave the Hilltoppers a 17-7 edge with 4:15 left the first half.

GAME BREAKDOWN

	WKU	ILL
FIRST DOWNS	23	28
Rushing	5	6
Passing	17	19
Penalty	1	3
NET YARDS RUSHING	103	64
Rushing Attempts	30	35
Average Per Rush	3.4	1.8
Rushing Touchdowns	1	2
Yards Gained Rushing	141	97
Yards Lost Rushing	38	33
NET YARDS PASSING	297	456
Completions-Attempts-Int	28-48-1	35-50-1
Average Per Attempt	6.2	9.1
Average Per Completion	10.6	13.0
Passing Touchdowns	2	3
TOTAL OFFENSE YARDS	400	520
Total offense plays	78	85
Average Gain Per Play	5.1	6.1
Fumbles: Number-Lost	4-2	4-2
Penalties: Number-Yards	5-24	9-69
PUNTS-YARDS	4-155	1-52
Average Yards Per Punt	38.8	52.0
Net Yards Per Punt	33.2	45.0
Inside 20	0	0
50+ Yards	0	1
Touchbacks	0	0
Fair catch	1	0
KICKOFFS-YARDS	6-362	7-412
Average Yards Per Kickoff	60.3	58.9
Net Yards Per Kickoff	44.0	39.9
Touchbacks	0	4
Punt returns: Number-Yards-TD	1-7-0	2-22-0
Average Per Return	7.0	11.0
Kickoff returns: Number-Yds-TD	2-33-0	5-98-0
Average Per Return	16.5	19.6
Interceptions: Number-Yds-TD	1-20-0	1-77-1
Fumble Returns: Number-Yds-TD	1-95-1	1-6-0
Miscellaneous Yards	0	0
Possession Time	24:54	35:06
1st Quarter	9:26	5:34
2nd Quarter	7:08	7:52
3rd Quarter	3:09	11:51
4th Quarter	5:11	9:49
Third-Down Conversions	7 of 16	9 of 13
Fourth-Down Conversions	1 of 2	0 of 1
Red-Zone Scores-Chances	4-4	4-7
Touchdowns	3-4	4-7
Field goals	1-4	0-7
Sacks By: Number-Yards	1-11	2-15
PAT Kicks	4-4	6-6
Field Goals	2-2	0-2

GAME NOTES

- WKU has posted a 99-yard scoring drive in two of its last three games. Today, WKU took an 18-play drive over 99 yards in 5:58 to erase a 7-3 deficit to lead 10-7.

- WKU has now had an individual record at least 100 all-purpose yards in 46 straight games dating back to Oct. 9, 2010 as Leon Allen reached the mark today.

- The 456 passing yards allowed by WKU were the most allowed in a game by the Hilltoppers in the FBS era.

- For the second straight game, WKU had at least nine different receivers catch a pass in the contest. WKU had 10 players make a pass reception against Illinois today.

- Doughty's interception in the fourth quarter ended a streak of 176 pass attempts without an interception. The streak dated to the second quarter of the Nov. 9, 2013 game at Army.

- Junior Wonderful Terry ripped a ball from an Illinois receiver and returned it 95 yards for a touchdown in the third quarter. It was the first fumble returned for a touchdown by WKU since Nov. 10, 2012 when Quanterus Smith had a 75 yard return for a score against FAU.

- The play is tied for the longest defensive touchdown in program history. It is tied with a 95-yard INT return by Bill Green vs. Morehead State on 11/1/69 and a Walt Apperson INT with a lateral to Jack Binkley for 95 yards on 11/8/52 against ECU.

SCORING SUMMARY

Team	Qtr	Time	Scoring Play	Pl.	TOP	Score
ILL	1	11:26	Ferguson, Josh 1 yd run (Zalewski kick)	4-32	0:53	0-7
WKU	1	5:35	Schwettman 41 kick	5-16	1:23	3-7
WKU	2	11:12	Allen 1 run (Schwettman kick)	18-99	5:58	10-7
WKU	2	4:15	Doughty 16 pass to Higbee (Schwettman kick)	8-67	2:44	17-7
ILL	2	0:41	Dudek 0 fumble recovery (Zalewski kick)	11-74	3:34	17-14
ILL	3	9:36	Lunt 8 pass to Barr (Zalewski kick)	11-65	5:24	17-21
WKU	3	4:09	Terry 95 fumble recovery (Schwettman kick)	-	-	24-21
WKU	3	2:00	Schwettman 19 kick	4-5	1:09	27-21
ILL	4	12:27	Lunt 62 pass to Hardee (Zalewski kick)	9-88	4:33	27-28
ILL	4	10:15	Barton 77 interception return (Zalewski kick)	-	-	27-35
ILL	4	1:43	Young 1 run (Zalewski kick)	5-21	2:19	27-42
WKU	4	0:26	Doughty 14 pass to Grant (Schwettman kick)	7-75	1:17	34-42

STATISTICS LEADERS

WKU

PASSING	C-A-I	Yds	TD	Long	Sack
Doughty	28-48-1	297	2	21	2
RUSHING	Att.	Yds	TD	Long	Avg.
Allen	24	118	1	28	4.9
Towner	1	7	0	7	7.0
Wales	1	3	0	3	3.0
Doughty	3	(-1)	0	9	-0.3
Occhipinti	1	(-24)	0	(-24)	-24.0
TOTALS	30	103	1	28	3.4
RECEIVING	No.	Yds	TD	Long	
Allen	6	56	0	19	
Grant	4	58	1	20	
McNeal	4	39	0	17	
Dangerfield	3	31	0	17	
Higbee	3	30	1	16	
Taylor	3	16	0	8	
German	2	35	0	21	
Henry	1	20	0	20	
Norris	1	11	0	11	
Towner	1	1	0	0	
TOTALS	28	297	2	21	

Illinois

PASSING	C-A-I	Yds	TD	Long	Sack
Lunt	35-50-1	456	3	62	1
RUSHING	Att.	Yds	TD	Long	Avg.
Young	14	47	1	13	3.4
Ferguson	14	32	1	21	2.3
Davis	1	2	0	2	2.0
Dudek	1	2	0	2	2.0
TEAM	2	-2	0	0	-1.0
Lunt	3	-17	0	0	-5.7
TOTALS	35	64	2	21	1.8
RECEIVING	No.	Yds	TD	Long	
Allison	8	97	0	30	
Hardee	6	110	1	62	
Turner	6	56	0	16	
Dudek	4	55	1	32	
Barr	4	46	1	20	
LaCrosse, Matt	3	37	0	30	
Davis, Jon	2	34	0	25	
Ferguson, Josh	2	21	0	15	
TOTALS	35	456	3	62	



2014 GAME RECAPS

GAME 3



WKU 3 21 0 10 7 3 3 47

Middle Tennessee 14 10 0 10 7 3 6 50

Sept. 13, 2014 • Floyd Stadium • Murfreesboro, Tenn. • 24,911

MURFREESBORO, Tenn. (AP) -- Austin Grammar threw a 25-yard touchdown pass to Ed'Marques Batties in the third overtime to give Middle Tennessee a 50-47 win over Western Kentucky in the conference opener for both schools on Saturday night.

Grammar ran for a 1-yard touchdown in the first overtime. The teams traded field goals in the second OT. The Hilltoppers' Garrett Schwettman made his fourth field goal, a 27-yarder, in the third overtime before Grammar's game-winning strike.

Grammar threw for 218 yards, and ran for 125 yards and three touchdowns. His 59-yard touchdown run gave the Blue Raiders (2-1, 1-0 Conference USA) an early 7-0 lead, and he ran for an 11-yard score to tie it at 24 at halftime.

Schwettman's 24-yard field goal with 20 seconds sent it to overtime tied at 34.

Brandon Doughty was 43 of 66 for a career-best 593 yards and threw four touchdown passes for Western Kentucky (1-2). The 593 yards was a new Conference USA single-game record.

GAME BREAKDOWN

	WKU	MT
FIRST DOWNS	33	28
Rushing	9	16
Passing	22	11
Penalty	2	1
NET YARDS RUSHING	125	323
Rushing Attempts	36	61
Average Per Rush	3.5	5.3
Rushing Touchdowns	1	5
Yards Gained Rushing	143	352
Yards Lost Rushing	18	29
NET YARDS PASSING	593	218
Completions-Attempts-Int	43-66-1	17-28-0
Average Per Attempt	9.0	7.8
Average Per Completion	13.8	12.8
Passing Touchdowns	4	1
TOTAL OFFENSE YARDS	718	541
Total offense plays	102	89
Average Gain Per Play	7.0	6.1
Fumbles: Number-Lost	0-0	1-0
Penalties: Number-Yards	10-92	7-62
PUNTS-YARDS	3-93	6-241
Average Yards Per Punt	31.0	40.2
Net Yards Per Punt	31.0	39.3
Inside 20	1	2
50+ Yards	0	1
Touchbacks	0	0
Fair catch	0	3
KICKOFFS-YARDS	7-365	7-436
Average Yards Per Kickoff	52.1	62.3
Net Yards Per Kickoff	34.3	37.3
Touchbacks	1	1
Punt returns: Number-Yards-TD	2-5-0	0-0-0
Average Per Return	2.5	0.0
Kickoff returns: Number-Yds-TD	6-150-0	5-100-0
Average Per Return	25.0	20.0
Interceptions: Number-Yds-TD	0-0-0	1-0-0
Fumble Returns: Number-Yds-TD	0-0-0	0-0-0
Miscellaneous Yards	0	0
Possession Time	30:46	29:14
1st Quarter	11:45	3:15
2nd Quarter	7:02	7:58
3rd Quarter	6:51	8:09
4th Quarter	5:08	9:52
Third-Down Conversions	12 of 21	7 of 18
Fourth-Down Conversions	0 of 1	2 of 2
Red-Zone Scores-Chances	7-9	7-7
Touchdowns	3-9	4-7
Field goals	4-9	3-7
Sacks By: Number-Yards	2-21	2-14
PAT Kicks	5-5	5-5
Field Goals	4-5	3-3

GAME NOTES

- WKU played its first overtime game since Oct. 20, 2012, a 43-42 loss to ULM. WKU is now 9-3 all-time in overtime games.
- WKU has now had an individual record at least 100 all-purpose yards in 47 straight games dating back to Oct. 9, 2010 as multiple Hilltoppers reached the mark today.
- The contest was tied for the longest game in WKU history, tying a three overtime game in 1997 against Murray State, a 52-50 win for WKU in Bowling Green.
- When WKU failed to score in the third quarter tonight, it ended a streak of 15 consecutive quarters with a score for WKU.
- WKU's 718 yards of total offense set a new school record, breaking the mark that was set just two weeks ago when WKU had 708 yards against Bowling Green.
- WKU ran 102 plays in the game, setting a new school record and besting the 97 plays against Eastern Illinois on Nov. 10, 1984, thus marking the first time in school history that WKU has run 100 plays in a single game.
- Doughty's 593 passing yards set a new Conference USA record for passing yards in a game, breaking Chris Redman's record of 592 passing yards against East Carolina on Nov. 14, 1998.
- Doughty moved into the top five of WKU's career passing yardage listing with his pass reception to Joel German midway through the first quarter. He ended the game in fourth place on the career list.

SCORING SUMMARY

Team	Qtr	Time	Scoring Play	Pl.	TOP	Score
MT	1st	7:20	Austin Grammar 59 run (Clark kick)	2-67	0:33	0-7
WKU	1st	2:23	Schwettman 20 kick	16-84	4:57	3-7
MT	1st	1:23	Parker 7 run (Clark kick)	4-65	1:00	3-14
WKU	2nd	14:31	Doughty 47 pass to Norris (Schwettman kick)	6-78	1:52	10-14
WKU	2nd	10:38	Doughty 14 pass to Dangerfield (Schwettman kick)	7-76	2:44	17-14
WKU	2nd	5:51	Allen 2 run (Schwettman kick)	7-76	3:18	24-14
MT	2nd	1:58	Clark 37 kick	13-64	3:53	24-17
MT	2nd	0:13	Grammar 11 run (Clark kick)	7-54	1:27	24-24
MT	4th	11:37	Tucker 2 run (Clark kick)	8-80	2:36	24-31
WKU	4th	9:25	Doughty 19 pass to Henry (Schwettman kick)	8-65	2:12	31-31
MT	4th	2:29	Clark 29 kick	17-68	6:56	31-34
WKU	4th	0:20	Schwettman 24 kick	14-70	2:09	34-34
WKU	OT	15:00	Doughty 25 pass to Henry (Schwettman kick)	1-25	0:00	41-34
MT	OT	15:00	Grammar 1 run (Clark kick)	7-25	0:00	41-41
MT	OT	15:00	Clark 42 kick	4-0	0:00	41-44
WKU	OT	15:00	Schwettman 36 kick	4-6	0:00	44-44
WKU	OT	15:00	Schwettman 27 kick	6-15	0:00	47-44
MT	OT	15:00	Grammar 25 pass to Batties	1-25	0:00	47-50

STATISTICS LEADERS

WKU

PASSING	C-A-I	Yds	TD	Long	Sack
Doughty	43-66-1	593	4	67	2
RUSHING	Att.	Yds	TD	Long	Avg.
Allen	30	128	1	15	4.3
Wales	3	13	0	6	4.3
Towner	1	(-2)	0	0	-2.0
Occhipinti	2	(-14)	0	0	-7.0
TOTALS	36	125	1	15	3.5
RECEIVING	No.	Yds	TD	Long	
Henry	7	128	2	33	
Dangerfield	7	107	1	37	
Norris	6	174	1	67	
Grant	6	73	0	26	
McNeal	6	31	0	7	
Allen	4	8	0	5	
Higbee	2	48	0	28	
German	2	17	0	9	
Taylor	2	4	0	3	
Fant	1	3	0	3	
TOTALS	43	593	4	67	

Middle Tennessee

PASSING	C-A-I	Yds	TD	Long	Sack
Grammar	17-28-0	218	1	52	2
RUSHING	Att.	Yds	TD	Long	Avg.
Grammar	19	125	3	59	6.6
Whately	15	74	0	14	4.9
Tucker	13	67	1	22	5.2
Bryson	5	34	0	14	6.8
Parker	8	26	1	7	3.2
TEAM	1	-3	0	0	-3.0
TOTALS	61	323	5	59	5.3
RECEIVING	No.	Yds	TD	Long	
Henry	6	54	0	18	
Collis	4	36	0	16	
Bryson	3	27	0	12	
Batties	2	38	1	25	
Tucker	1	52	0	52	
Clarke	1	11	0	11	
TOTALS	17	218	1	52	



2014 GAME RECAPS

GAME 4



WKU	3	10	9	14	-	36
Navy	7	7	7	6	-	27

Sept. 27, 2014 • Navy-Marine Corps Memorial Stadium • Annapolis, Md. • 30,537

ANAPOLIS, Md. (AP) -- Brandon Doughty completed 38 of 54 passes for 387 yards with a pair of touchdowns to lead WKU to a 36-27 victory over Navy on Saturday.

Doughty, who entered leading the nation in passing yards per game (486.3) and total offense per game (480.7), also ran for a score and had an interception. Western Kentucky finished with 552 yards of total offense.

Navy quarterback Keenan Reynolds ran 130 yards on 23 carries with two touchdowns and a fumble. Reynolds has scored in 12 consecutive games, which is also the longest current streak in the nation.

The Midshipmen opened a 21-13 lead on the first possession of the second half with a 7-play, 77-yard drive. However, Western Kentucky responded on the next possession with a 31-yard touchdown pass from Doughty to Jared Dangerfield, but failed on the two-point conversion.

The Hilltoppers then took the lead, 22-21, on a 33-yard field goal by Garrett Schwettman with 26 seconds left in third quarter. Doughty then had a 1-yard keeper with 6:52 left in the game to pad the margin.

Reynolds pulled the Midshipmen within 29-27 with a 2-yard run with 4:31 left in the game, but he was intercepted by Prince Charles Iworah attempting the 2-point conversion. Navy got the ball back with 1:36 remaining, but Keenan was intercepted by Wonderful Terry, who ran 43 yards for the touchdown.

GAME BREAKDOWN

	WKU	Navy
FIRST DOWNS	30	22
Rushing	11	19
Passing	19	3
Penalty	0	0
NET YARDS RUSHING	164	412
Rushing Attempts	34	52
Average Per Rush	4.8	7.9
Rushing Touchdowns	1	4
Yards Gained Rushing	168	450
Yards Lost Rushing	4	38
NET YARDS PASSING	387	55
Completions-Attempts-Int	38-54-1	3-15-1
Average Per Attempt	7.2	3.7
Average Per Completion	10.2	18.3
Passing Touchdowns	2	0
TOTAL OFFENSE YARDS	551	467
Total offense plays	88	67
Average Gain Per Play	6.3	7.0
Fumbles: Number-Lost	0-0	2-1
Penalties: Number-Yards	7-66	3-25
PUNTS-YARDS	5-193	5-224
Average Yards Per Punt	38.6	44.8
Net Yards Per Punt	34.6	36.0
Inside 20	1	3
50+ Yards	1	1
Touchbacks	1	1
Fair catch	0	0
KICKOFFS-YARDS	8-448	5-308
Average Yards Per Kickoff	56.0	61.6
Net Yards Per Kickoff	38.1	39.4
Touchbacks	0	1
Punt returns: Number-Yards-TD	3-24-0	1-0-0
Average Per Return	8.0	0.0
Kickoff returns: Number-Yds-TD	4-86-0	8-143-0
Average Per Return	21.5	17.9
Interceptions: Number-Yds-TD	1-43-1	1-37-0
Fumble Returns: Number-Yds-TD	0-0-0	0-0-0
Miscellaneous Yards	0	0
Possession Time	29:47	30:13
1st Quarter	8:28	6:32
2nd Quarter	5:23	9:37
3rd Quarter	6:41	8:19
4th Quarter	9:15	5:45
Third-Down Conversions	7 of 15	2 of 11
Fourth-Down Conversions	0 of 0	1 of 3
Red-Zone Scores-Chances	5-6	3-4
Touchdowns	2-6	3-4
Field goals	3-6	0-4
Sacks By: Number-Yards	4-29	0-0
PAT Kicks	3-3	3-3
Field Goals	3-3	0-1

GAME NOTES

- WKU extended its winning streak against the service academies to three-straight dating back to 2013.
- WKU has scored at least 34 points in six-straight games dating back to the 2013 season, which is the longest such streak since accomplishing the feat in eight-straight games from Nov. 16, 2002 to Sept. 20, 2003.
- Senior QB Brandon Doughty completed 38 of 54 passes for 387 yards and two touchdowns. He also became the first quarterback in school history with back-to-back 300-yard games.
- Doughty's fourth-quarter rushing touchdown was the first of his career.
- Navy was 2-of-11 on third down, the fewest third-down conversions allowed by the WKU defense since holding Austin Peay 1-of-12 on Sept. 1, 2012. First time holding an FBS opponent to two third-down conversions since forcing FIU 2-of-12 on Nov. 6, 2011
- Wonderful Terry became the first WKU defensive player with multiple defensive touchdowns in the same season since Bobby Sippio scored three defensive touchdowns (2 INT returns, fumble return) during the 2000 season in which he was a consensus All-American. Terry returned a 4th quarter Keenan Reynolds pass 43 yards for a score.

SCORING SUMMARY

Team	Qtr	Time	Scoring Play	Pl.	TOP	Score
WKU	1st	11:41	Schwettman 37 kick	9-63	3:19	3-0
NAVY	1st	2:05	Reynolds 4 rush (Sloan kick)	9-76	4:28	3-7
WKU	2nd	13:03	Schwettman 36 kick	12-57	4:02	6-7
NAVY	2nd	10:58	Copeland 41 rush (Sloan kick)	5-74	2:05	6-14
WKU	2nd	09:32	Doughty 13 pass to McNeal (Schwettman kick)	3-24	0:26	13-14
NAVY	3rd	11:44	Gulley 19 rush (Sloan kick)	7-77	3:16	13-21
WKU	3rd	09:46	Doughty 31 pass to Dangerfield (2PT failed)	6-88	1:58	19-21
WKU	3rd	00:26	Schwettman 33 kick	5-47	1:53	22-21
WKU	4th	06:52	Doughty 1 rush (Schwettman kick)	15-91	6:11	29-21
NAVY	4th	04:31	Reynolds 2 rush (2PT intercepted)	6-79	2:21	29-27
WKU	4th	00:45	Terry 43 interception return (Schwettman kick)	-	-	36-27

STATISTICS LEADERS

WKU

PASSING	C-A-I	Yds	TD	Long	Sack
Doughty	38-54-1	387	2	44	0
RUSHING	Att.	Yds	TD	Long	Avg.
Allen	17	102	0	24	6.0
Wales	14	60	0	16	4.3
Doughty	2	3	1	1	1.5
TEAM	1	-1	0	-1	-1.0
TOTALS	34	164	1	24	4.8
RECEIVING	No.	Yds	TD	Long	
Dangerfield	7	74	1	31	
Taylor	6	78	0	44	
Grant	6	60	0	15	
Allen	6	58	0	13	
McNeal	5	42	1	16	
Wales	4	39	0	22	
Higbee	2	26	0	22	
German	2	10	0	8	
TOTALS	38	387	2	44	

Navy

PASSING	C-A-I	Yds	TD	Long	Sack
Reynolds	3-14-1	55	0	24	4
RUSHING	Att.	Yds	TD	Long	Avg.
Reynolds	24	121	2	35	5.0
Copeland	5	104	1	52	20.8
Swain	6	52	0	28	8.7
Gulley	4	32	1	19	8.0
Sanders	2	31	0	19	15.5
Cass Jr.	2	23	0	16	11.5
Williams	2	21	0	11	10.5
Brown	2	15	0	9	7.5
Whiteside	4	8	0	4	2.0
Singleton	1	5	0	5	5.0
TOTALS	52	412	4	52	7.9
RECEIVING	No.	Yds	TD	Long	
Brown	1	24	0	24	
Cass Jr.	1	19	0	19	
Tillman	1	12	0	12	
TOTALS	3	55	0	24	



2014 GAME RECAPS

GAME 5



UAB	14	0	21	7	-	42
WKU	20	7	12	0	-	39

Oct. 4, 2014 • Houchens-Smith Stadium • Bowling Green, Ky. • 14,923

BOWLING GREEN, Ky. (AP) -- UAB scored 21 straight points to open the second half on its way to a 42-39 win over WKU Saturday night.

Blazer's Jordan Howard had 183 yards rushing with two touchdowns as the Blazers racked up 591 yards of offense against the Hilltoppers. UAB (3-2, 1-1 Conference USA) opened the game with a J.J. Nelson 100-yard kick return for a touchdown, but trailed 27-14 at halftime.

Anthony Wales scored three touchdowns with scores of 2, 75, and 21 yards in the first half and finished with 138 rushing yards for Western Kentucky (2-3, 0-2).

Ricardo Singh intercepted a rushed Cody Clements pass and returned it 85 yards for a touchdown, giving the Hilltoppers a 39-35 lead as the third quarter expired.

Howard's game-winning score came with 12:17 left in the fourth quarter.

Brandon Doughty, who averaged 461.5 passing yards per game entering the contest, completed 25 of 37 passes for 319 yards and two touchdowns for WKU. WKU's defense allowed a season high 591 yards of offense. UAB shut the Hilltopper offense down in the second half to just 133 yards of offense and one score in the second half.

Clements finished his night with 22 completions on 25 attempts for 300 yards and two touchdowns.

GAME BREAKDOWN

	UAB	WKU
FIRST DOWNS	32	25
Rushing	18	9
Passing	13	14
Penalty	1	2
NET YARDS RUSHING	291	184
Rushing Attempts	64	28
Average Per Rush	4.5	6.6
Rushing Touchdowns	3	3
Yards Gained Rushing	326	193
Yards Lost Rushing	35	9
NET YARDS PASSING	300	319
Completions-Attempts-Int	22-25-1	25-37-0
Average Per Attempt	12.0	8.6
Average Per Completion	13.6	12.8
Passing Touchdowns	2	2
TOTAL OFFENSE YARDS	591	503
Total offense plays	89	65
Average Gain Per Play	6.6	7.7
Fumbles: Number-Lost	2-2	0-0
Penalties: Number-Yards	7-55	6-50
PUNTS-YARDS	2-80	3-118
Average Yards Per Punt	40.0	39.3
Net Yards Per Punt	40.0	37.7
Inside 20	1	1
50+ Yards	0	0
Touchbacks	0	0
Fair catch	1	2
KICKOFFS-YARDS	7-439	7-423
Average Yards Per Kickoff	62.7	60.4
Net Yards Per Kickoff	37.0	26.9
Touchbacks	4	0
Punt returns: Number-Yards-TD	1-5-0	0-0-0
Average Per Return	5.0	0.0
Kickoff returns: Number-Yds-TD	7-235-1	3-80-0
Average Per Return	33.6	26.7
Interceptions: Number-Yds-TD	0-0-0	1-85-1
Fumble Returns: Number-Yds-TD	0-0-0	1-37-0
Miscellaneous Yards	0	0
Possession Time	36:20	23:40
1st Quarter	7:53	7:07
2nd Quarter	8:45	6:15
3rd Quarter	7:21	7:39
4th Quarter	12:21	2:39
Third-Down Conversions	10 of 15	3 of 10
Fourth-Down Conversions	2 of 2	1 of 3
Red-Zone Scores-Chances	3-5	2-3
Touchdowns	3-5	2-3
Field goals	0-5	0-3
Sacks By: Number-Yards	1-2	3-22
PAT Kicks	6-6	3-4
Field Goals	0-1	0-1

GAME NOTES

- WKU extended its FBS-best streak of 34 point performances to seven games, a streak dating back to Nov. 23, 2013
- With WKU's 39 points against UAB, it has now scored 215 points this season, which is tied the highest point total through five games in school history
- Doughty became the first quarterback in school history with three-straight 300 yard games
- Senior WR Willie McNeal upped his career reception total to 140, moving him into fourth place in WKU history. McNeal has at least one catch in 25-straight games and at least four catches in 10-straight games
- Sophomore RB Anthony 'Ace' Wales racked up a career highs in rushing yards (138), TDs (3) and carries (14).
- Wales' 75-yard TD run in the first quarter was the longest by a Hilltopper in the FBS era and the longest since Stephen Willis scampered 86 yards for a TD against Troy on Nov. 10, 2007
- Redshirt senior DB Ricardo Singh snagged his first career INT and returned it 85 yards for a go-ahead TD as third quarter expired
- Singh's 85-yard interception return was the third longest in school history and longest since Lamont Meachem returned a pick 85 yards against Kentucky State on Sept. 19, 1981

SCORING SUMMARY

Team	Qtr	Time	Scoring Play	Pl.	TOP	Score
UAB	1st	14:47	NELSON, JJ 100 yd kickoff return (Long kick)	-	-	7-0
WKU	1st	11:10	Doughty 15 pass to Taylor (Schwettman kick)	8-72	3:31	7-7
WKU	1st	06:50	Wales 2 run (Schwettman kick)	7-62	2:52	7-14
UAB	1st	02:40	Clements 24 pass to Backmann (Long kick)	13-80	4:02	14-14
WKU	1st	02:29	Wales 75 run (Schwettman kick blocked)	1-75	0:11	14-20
WKU	2nd	06:30	Wales 21 run (Schwettman kick)	4-78	1:25	14-27
UAB	3rd	10:55	Howard 1 run (Long kick)	6-60	2:02	21-27
UAB	3rd	08:16	Clements 5 run (Long kick)	5-34	1:27	28-27
UAB	3rd	05:52	Clements 75 pass to Magee (Long kick)	2-75	0:57	35-27
WKU	3rd	02:55	Doughty 24 pass to Grant (2PT failed)	8-75	2:57	35-33
WKU	3rd	00:00	Singh 85 INT return (2PT failed)	-	-	35-39
UAB	4th	12:17	Howard 15 run (Long kick)	6-86	3:43	42-39

STATISTICS LEADERS

WKU

PASSING	C-A-I	Yds	TD	Long	Sack
Doughty	25-37-0	319	2	39	1
RUSHING	Att.	Yds	TD	Long	Avg.
Wales	14	138	3	75	9.9
Allen	9	29	0	13	3.2
Doughty	3	16	0	14	5.3
Brown	1	1	0	1	1.0
TEAM	1	0	0	0	0.0
TOTALS	28	184	3	75	6.6
RECEIVING	No.	Yds	TD	Long	
Grant	5	51	1	24	
McNeal	5	49	0	32	
Henry	4	56	0	21	
Norris	3	48	0	30	
Taylor	3	44	1	17	
German	2	43	0	39	
Wales	1	13	0	13	
Allen	1	9	0	9	
Dangerfield	1	6	0	6	
TOTALS	25	319	2	39	

UAB

PASSING	C-A-I	Yds	TD	Long	Sack
Clements	22-25-1	300	2	75	3
RUSHING	Att.	Yds	TD	Long	Avg.
Howard	34	183	2	33	5.4
Vinson	16	76	0	19	4.8
Nelson	1	18	0	18	18.0
Clements	10	11	1	11	1.1
Humphrey	1	5	0	5	5.0
TEAM	2	-2	0	0	-1.0
TOTALS	64	291	3	33	4.5
RECEIVING	No.	Yds	TD	Long	
Humphrey	8	93	0	44	
Height	4	21	0	12	
Magee	2	81	1	75	
Nelson	2	43	0	31	
Powell	2	14	0	9	
Backman	1	24	1	24	
Everett	1	17	0	17	
Henderson	1	5	0	5	
Vinson	1	2	0	2	
TOTALS	22	300	2	75	



2014 GAME RECAPS

GAME 6



WKU	17	14	7	0	-	38
FAU	7	7	14	17	-	45

Oct. 18, 2014 • FAU Stadium • Boca Raton, Fla. • 10,915

BOCA RATON, Fla. (AP) -- Jaquez Johnson connected with Lucky Whitehead on a 61-yard pass play with 1:23 left and Florida Atlantic rallied for a 45-38 victory over WKU on Saturday.

The Owls (3-4, 2-1 Conference USA) trailed 38-28 entering the fourth quarter but Greg Joseph kicked a field goal after missing two previous tries and Greg Howell scored his first touchdown of the season on 4-yard run with 2:18 left to tie the game.

Johnson, who also ran for a score, was 23-of-34 passing for 325 yards and three touchdowns, two to Whitehead, the conference's all-purpose yardage and receptions leader coming in. Whitehead had 125 yards receiving.

Brandon Doughty was 28 of 44 for 335 yards with three scores and an interception for the Hilltoppers (2-4, 0-3). Leon Allen ran for two scores for WKU, which tied a program record by scoring 30-plus points for the eighth straight game over two seasons.

GAME BREAKDOWN

	WKU	FAU
FIRST DOWNS	23	29
Rushing	4	10
Passing	16	18
Penalty	3	1
NET YARDS RUSHING	67	278
Rushing Attempts	26	54
Average Per Rush	2.6	5.1
Rushing Touchdowns	2	3
Yards Gained Rushing	92	282
Yards Lost Rushing	25	4
NET YARDS PASSING	335	341
Completions-Attempts-Int	28-44-1	24-35-0
Average Per Attempt	7.6	9.7
Average Per Completion	12.0	14.2
Passing Touchdowns	3	3
TOTAL OFFENSE YARDS	402	619
Total offense plays	70	89
Average Gain Per Play	5.7	7.0
Fumbles: Number-Lost	1-1	1-1
Penalties: Number-Yards	3-25	6-59
PUNTS-YARDS	3-110	1-40
Average Yards Per Punt	36.7	40.0
Net Yards Per Punt	37.3	18.0
Inside 20	1	0
50+ Yards	0	0
Touchbacks	0	0
Fair catch	0	0
KICKOFFS-YARDS	7-409	8-472
Average Yards Per Kickoff	58.4	59.0
Net Yards Per Kickoff	39.6	39.2
Touchbacks	1	4
Punt returns: Number-Yards-TD	1-22-0	1--2-0
Average Per Return	22.0	-2.0
Kickoff returns: Number-Yds-TD	4-58-0	6-107-0
Average Per Return	14.5	17.8
Interceptions: Number-Yds-TD	0-0-0	1-0-0
Fumble Returns: Number-Yds-TD	0-0-0	0-0-0
Miscellaneous Yards	0	0
Possession Time	23:34	36:26
1st Quarter	6:20	8:40
2nd Quarter	6:17	8:43
3rd Quarter	7:52	7:08
4th Quarter	3:05	11:55
Third-Down Conversions	5 of 12	8 of 18
Fourth-Down Conversions	1 of 2	6 of 6
Red-Zone Scores-Chances	2-2	6-8
Touchdowns	2-2	5-8
Field goals	0-2	1-8
Sacks By: Number-Yards	0-0	4-27
PAT Kicks	5-5	6-6
Field Goals	1-1	1-3

GAME NOTES

- Both teams set new series records for scoring in the game with the 83 points between the teams were also a series record.
- WKU scored on its opening drive for the third straight game and for the fourth time in six games this season. WKU has scored on the opening drive on 13-of-18 occasions with Jeff Brohm on the WKU sideline.
- WKU extended its FBS-best streak of 34-point performances to eight games, a streak dating back to Nov. 23, 2013
- The WKU defense held Florida Atlantic without points during a unique drive that spanned the first and second quarter as FAU went 19 plays for 57 yards but was held without points on the drive after missing a 34-yard field goal.
- Doughty, who became the first quarterback in school history with three-straight 300-yard games in the game with UAB, extended that streak to four games today.
- Doughty reached the 100 yard passing mark before throwing his first incomplection for the second consecutive game. He completed his first six passes for 126 yards today after going 14-of-14 for 177 yards to open against UAB.
- Willie McNeal has at least one catch in 26-straight games and at least four catches in 11-straight games.

SCORING SUMMARY

Team	Qtr	Time	Scoring Play	Pl.	TOP	Score
WKU	1st	13:17	Doughty 50 pass to Taylor (Schwettman kick)	5-75	1:43	7-0
WKU	1st	11:39	Doughty 30 pass to McNeal (Schwettman kick)	1-30	0:07	14-0
FAU	1st	7:37	Johnson 11 pass to Woods (Joseph kick)	9-64	4:02	14-7
WKU	1st	2:55	Schwettman 42 kick	7-18	2:18	17-7
WKU	2nd	3:24	Allen 1 run (Schwettman kick)	12-71	4:43	24-7
FAU	2nd	0:56	Johnson 1 run (Joseph kick)	8-75	2:28	24-14
WKU	2nd	0:12	Doughty 22 pass to Henry (Schwettman kick)	5-72	0:44	31-14
FAU	3rd	11:44	Johnson 20 pass to Whitehead (Joseph kick)	8-79	3:16	31-21
FAU	3rd	8:05	Johnson 1 run (Joseph kick)	4-65	1:39	31-28
WKU	3rd	2:13	Allen 2 run (Schwettman kick)	17-75	5:52	38-28
FAU	4th	11:52	Joseph 32 kick	11-54	5:21	38-31
FAU	4th	2:18	Howell 4 run (Joseph kick)	14-96	7:51	38-38
FAU	4th	1:23	Johnson 61 pass to Whitehead (Joseph kick)	2-64	0:16	38-45

STATISTICS LEADERS

WKU

PASSING	C-A-I	Yds	TD	Long	Sack
Doughty	28-44-1	335	3	50	4
RUSHING	Att.	Yds	TD	Long	Avg.
Allen	12	58	2	19	4.8
Wales	7	22	0	7	3.1
Towner	1	-1	0	0	-1.0
Doughty	6	-12	0	9	-2.0
TOTALS	26	67	2	19	2.6
RECEIVING	No.	Yds	TD	Long	
Dangerfield	6	39	0	10	
McNeal	5	56	1	30	
Taylor	4	78	1	50	
Grant	4	66	0	28	
Wales	4	42	0	20	
Henry	2	36	1	22	
Norris	1	16	0	16	
German	1	3	0	3	
Allen	1	-1	0	0	
TOTALS	28	335	3	50	

FAU

PASSING	C-A-I	Yds	TD	Long	Sack
Johnson	23-34-0	325	3	61	0
Schomp	1-1-0	16	0	16	0
TOTALS	54	341	3	61	0
RUSHING	Att.	Yds	TD	Long	Avg.
Howell	21	118	1	15	5.6
Johnson	17	95	2	40	5.6
Moore	13	54	0	15	4.2
Jackson	3	11	0	8	3.7
TOTALS	54	278	3	40	5.1
RECEIVING	No.	Yds	TD	Long	
Whitehead	8	125	2	61	
Woods	4	83	1	44	
Stoshak	3	40	0	17	
Jackson	2	29	0	18	
Moise	2	22	0	14	
Moore	1	14	0	14	
Cunningham	1	13	0	13	
Dukes	1	13	0	13	
Deleon	1	1	0	1	
Hankerson	1	1	0	1	
TOTALS	24	341	3	61	



2014 GAME RECAPS

GAME 7



ODU	3	27	21	0	-	51
WKU	21	21	14	10	-	66

Oct. 25, 2014 • Houchens-Smith Stadium • Bowling Green, Ky. • 17,886

BOWLING GREEN, Ky. (AP) - Brandon Doughty completed 23 of 26 passes for 371 yards and five touchdowns and Western Kentucky earned its first win in Conference USA, beating Old Dominion 66-51 on Saturday.

Western Kentucky (3-4, 1-3 Conference USA) sealed the win with a 96-yard interception return for a touchdown by Juwan Gardner, which put the Hilltoppers up 63-51 with 8:54 left.

Western Kentucky's Leon Allen rushed for a career high 182 yards on 32 carries, including a one-yard touchdown run to open the scoring.

Back-to-back second-quarter touchdown passes from Doughty to Joel German and Antwane Grant made it 21-3 after the first quarter.

Taylor Heinicke led Old Dominion (3-5, 1-4) to 643 yards of offense behind 471 passing yards and three touchdowns.

Old Dominion's Ray Lawry rushed for four scores, including touchdowns from 17 and 4 yards out on the Monarch's first two possessions of the second half, and 148 yards.

GAME BREAKDOWN

	ODU	WKU
FIRST DOWNS	29	32
Rushing	9	13
Passing	19	17
Penalty	1	2
NET YARDS RUSHING	172	230
Rushing Attempts	34	45
Average Per Rush	5.1	5.1
Rushing Touchdowns	4	2
Yards Gained Rushing	180	240
Yards Lost Rushing	8	10
NET YARDS PASSING	471	371
Completions-Attempts-Int	27-40-2	23-26-0
Average Per Attempt	11.8	14.3
Average Per Completion	17.4	16.1
Passing Touchdowns	3	5
TOTAL OFFENSE YARDS	643	601
Total offense plays	74	71
Average Gain Per Play	8.7	8.5
Fumbles: Number-Lost	1-1	2-2
Penalties: Number-Yards	5-51	3-40
PUNTS-YARDS	2-73	1-37
Average Yards Per Punt	36.5	37.0
Net Yards Per Punt	36.5	37.0
Inside 20	0	1
50+ Yards	0	0
Touchbacks	0	0
Fair catch	2	1
KICKOFFS-YARDS	9-529	11-616
Average Yards Per Kickoff	58.8	56.0
Net Yards Per Kickoff	28.7	39.7
Touchbacks	1	1
Punt returns: Number-Yards-TD	0-0-0	0-0-0
Average Per Return	0.0	0.0
Kickoff returns: Number-Yds-TD	10-154-0	8-246-1
Average Per Return	15.4	30.8
Interceptions: Number-Yds-TD	0-0-0	2-96-1
Fumble Returns: Number-Yds-TD	1-25-0	0-0-0
Miscellaneous Yards	0	0
Possession Time	32:07	27:53
1st Quarter	7:14	7:46
2nd Quarter	9:35	5:25
3rd Quarter	9:12	5:48
4th Quarter	6:06	8:54
Third-Down Conversions	8 of 13	5 of 8
Fourth-Down Conversions	2 of 2	0 of 0
Red-Zone Scores-Chances	5-6	6-6
Touchdowns	5-6	5-6
Field goals	0-6	1-6
Sacks By: Number-Yards	1-9	1-6
PAT Kicks	6-7	9-9
Field Goals	1-1	1-1

GAME NOTES

- Playing on Feix Field for the first time since the death of legendary WKU player and coach Jimmy Feix, the Hilltoppers scored 66 points in the victory, the uniform number Feix wore as a WKU player.
- WKU extended its FBS-best streak of 34-point performances to nine games, a streak dating back to Nov. 23, 2013. WKU has now scored at least 30 points in nine-straight games for the first time in school history.
- The 117 combined points between WKU and ODU were tied for the most combined points in a WKU game, tying the 2009 contest between WKU and North Texas in Denton.
- It was tied for the second most combined points in Conference USA history, bested only by the 124 combined points between East Carolina (65) and Marshall (59) in a game on Nov. 23, 2012.
- The Hilltoppers' 66 points were their highest single-game total in the FBS era
- WKU scored in all three phases of the game for the first time since doing so against Morgan State on 09/21/13
- Brandon Doughty broke his own single-season record for passing yards (2,857 in 2013) in the game, upping his season total to 2,871 just seven games into the season.
- Doughty's 5 TD passes upped his season total to 24, a new WKU single-season record

SCORING SUMMARY

Team	Qtr	Time	Scoring Play	Pl.	TOP	Score
WKU	1st	12:23	Allen 1 run (Schwettman kick)	8-73	2:37	0-7
ODU	1st	10:33	Cervi 41 kick	6-47	1:43	3-7
WKU	1st	5:24	Doughty 6 pass to Grant (Schwettman kick)	7-41	2:41	3-14
WKU	1st	3:22	Doughty 45 pass to German (Schwettman kick)	2-45	0:33	3-21
ODU	2nd	14:36	Lawry 12 run (Cervi kick)	11-83	3:40	10-21
ODU	2nd	12:23	Lawry 1 run (Cervi kick failed)	7-44	1:54	16-21
WKU	2nd	10:19	Doughty 16 pass to Grant (Schwettman kick)	6-76	1:59	16-28
ODU	2nd	8:52	Heinicke 19 pass to Vaughan (Cervi kick)	4-75	1:27	23-28
WKU	2nd	8:19	Doughty 34 pass to Taylor (Schwettman kick)	2-61	0:25	23-35
ODU	2nd	2:41	Heinicke 28 pass to Vaughn (Cervi kick)	11-89	5:32	30-35
WKU	2nd	0:12	Doughty 19 pass to Dangerfield (Schwettman kick)	11-77	2:22	30-42
ODU	3rd	11:22	Lawry 17 run (Cervi kick)	7-70	3:30	37-42
WKU	3rd	11:09	Towner 94 kickoff return (Schwettman kick)	-	-	37-49
ODU	3rd	8:41	Lawry 4 run (Cervi kick)	5-76	2:19	44-49
WKU	3rd	5:11	Allen 12 run (Schwettman kick)	8-75	3:30	44-56
ODU	3rd	2:05	Heinicke 39 pass to Vaughan (Cervi kick)	7-71	2:59	51-56
WKU	4th	8:54	Gardner 96 INT return (Schwettman kick)	-	-	51-63
WKU	4th	2:04	Schwettman 27 kick	11-60	5:23	51-66

STATISTICS LEADERS

WKU

PASSING	C-A-I	Yds	TD	Long	Sack
Doughty	23-26-0	371	5	45	1
RUSHING	Att.	Yds	TD	Long	Avg.
Allen	32	182	2	19	5.7
Wales	7	45	0	15	6.4
Warr	2	5	0	3	2.5
TEAM	1	0	0	0	0.0
Doughty	3	-2	0	5	-0.7
TOTALS	45	230	2	19	5.1
RECEIVING	No.	Yds	TD	Long	
Dangerfield	8	95	1	23	
Taylor	4	77	1	34	
Grant	4	61	2	31	
Henry	2	54	0	32	
Allen	2	31	0	21	
German	1	45	1	45	
Wales	1	7	0	7	
Norris	1	1	0	1	
TOTALS	23	371	5	45	

ODU

PASSING	C-A-I	Yds	TD	Long	Sack
Heinicke	27-40-2	471	3	53	1
RUSHING	Att.	Yds	TD	Long	Avg.
Lawry	25	148	4	24	5.9
Johnson	4	11	0	7	2.8
Boyd	1	9	0	9	9.0
Heinicke	4	4	0	5	1.0
TOTALS	34	172	4	24	5.1
RECEIVING	No.	Yds	TD	Long	
Vaughn	8	94	1	28	
Vaughan	6	220	2	53	
Washington	4	36	0	23	
Pascal	3	54	0	33	
Lawry	2	39	0	31	
Little	1	12	0	12	
Duhart	1	8	0	8	
Johnson	1	6	0	6	
Heinicke	1	2	0	2	
TOTALS	27	471	3	53	



2014 GAME RECAPS

GAME 8



WKU	7	3	0	0	-	10
LA Tech	10	21	21	7	-	59

Nov. 1, 2014 • Joe Aillet Stadium • Ruston, La. • 20,011

RUSTON, La. (AP) - Cody Sokol threw for five touchdowns and ran in a sixth to lead Louisiana Tech to a 59-10 win over Western Kentucky on Saturday.

Louisiana Tech (6-3, 5-0 Conference USA) never trailed as Sokol, who finished 30 of 42 for 335 yards and an interception, spread the ball around. Trent Taylor had nine catches for 113 yards and three touchdowns, Kenneth Dixon hauled in an 18-yard TD pass and ran in another score from the 48, and Paul Turner had an 11-yard TD grab.

Carlos Henderson returned a kickoff 96 yards for a touchdown. It was the second game this season that Sokol threw five touchdowns as the Bulldogs outgained Western Kentucky (3-5, 1-4) in total yardage 507 to 297.

Brandon Doughty was 14 of 35 for 134 yards for Western Kentucky, including a 46-yard touchdown strike to Taywan Taylor.

GAME BREAKDOWN

	WKU	LT
FIRST DOWNS	15	31
Rushing	9	10
Passing	6	17
Penalty	0	4
NET YARDS RUSHING	152	129
Rushing Attempts	33	34
Average Per Rush	4.6	3.8
Rushing Touchdowns	0	2
Yards Gained Rushing	188	163
Yards Lost Rushing	36	34
NET YARDS PASSING	145	378
Completions-Attempts-Int	16-39-4	34-49-1
Average Per Attempt	3.7	7.7
Average Per Completion	9.1	11.1
Passing Touchdowns	1	5
TOTAL OFFENSE YARDS	297	507
Total offense plays	72	83
Average Gain Per Play	4.1	6.1
Fumbles: Number-Lost	1-1	2-2
Penalties: Number-Yards	8-93	2-15
PUNTS-YARDS	8-290	2-67
Average Yards Per Punt	36.2	33.5
Net Yards Per Punt	33.0	33.5
Inside 20	1	1
50+ Yards	0	0
Touchbacks	0	0
Fair catch	4	1
KICKOFFS-YARDS	3-189	10-585
Average Yards Per Kickoff	63.0	58.5
Net Yards Per Kickoff	20.0	40.1
Touchbacks	0	0
Punt returns: Number-Yards-TD	0-0-0	3-26-0
Average Per Return	0.0	8.7
Kickoff returns: Number-Yds-TD	10-184-0	3-129-1
Average Per Return	18.4	43.0
Interceptions: Number-Yds-TD	1-0-0	4-73-0
Fumble Returns: Number-Yds-TD	0-0-0	0-0-0
Miscellaneous Yards	0	0
Possession Time	26:54	33:06
1st Quarter	7:37	7:23
2nd Quarter	7:55	7:05
3rd Quarter	4:15	10:45
4th Quarter	7:07	7:53
Third-Down Conversions	4 of 15	7 of 13
Fourth-Down Conversions	0 of 1	0 of 2
Red-Zone Scores-Chances	1-1	6-7
Touchdowns	0-1	6-7
Field goals	1-1	0-7
Sacks By: Number-Yards	1-10	3-26
PAT Kicks	1-1	8-8
Field Goals	1-1	1-1

GAME NOTES

- The Hilltoppers suffered their worst conference loss in school history and their worst league setback since losing 46-6 against Tennessee Tech on Oct. 16, 1965.
- WKU's 59 points allowed were their most allowed in a conference game since giving up 68 at North Texas on Oct. 31, 2009.
- The Hilltoppers were held to season-lows in points (10) and yards (297) while committing a season-high five turnovers.
- WKU's FBS-best and school-record streak of nine-consecutive games of 34 or more points was snapped.
- Senior QB Brandon Doughty surpassed the 3,000-yard mark for the season during the game, making him the first 3,000-yard passer in WKU history
- Sophomore wide receiver Taywan Taylor led WKU with 50 yards receiving on two catches, including a 46-yard TD
- Taylor has caught a touchdown in four-consecutive games.
- Redshirt freshman linebacker Daeshawn Bertram intercepted his first-career pass in the first quarter.
- Junior quarterback Troy Jones made his first career appearance in the fourth quarter, rushing for 24 yards and completing two passes for 11 yards.

SCORING SUMMARY

Team	Qtr	Time	Scoring Play	Pl.	TOP	Score
LT	1st	12:14	Dixon 48 run (Fischer kick)	5-74	1:31	0-7
LT	1st	2:40	Fischer 51 kick	4-1	1:01	0-10
WKU	1st	00:00	Doughty 46 pass to Taylor (Schwettman kick)	6-94	2:35	7-10
LT	2nd	14:47	Henderson 96 kickoff return (Fischer kick)	-	-	7-17
LT	2nd	9:44	Sokol 7 pass to Taylor (Fischer kick)	6-84	2:40	7-24
WKU	2nd	4:15	Schwettman 31 kick	11-54	3:48	10-24
LT	2nd	0:37	Sokol 19 pass to Taylor (Fischer kick)	8-79	3:38	10-31
LT	3rd	11:40	Sokol 18 pass to Dixon (Fischer kick)	10-86	3:20	10-38
LT	3rd	8:49	Sokol 9 pass to Taylor (Fischer kick)	5-19	2:51	10-45
LT	3rd	4:12	Sokol 11 pass to Turner (Fischer kick)	2-25	0:42	10-52
LT	4th	14:09	Sokol 3 run (Fischer kick)	9-69	3:28	10-59

STATISTICS LEADERS

WKU

PASSING	C-A-I	Yds	TD	Long	Sack
Doughty	14-35-4	134	1	46	3
Jones	2-4-0	11	0	11	0
TOTALS	16-39-4	145	1	46	3

RUSHING	Att.	Yds	TD	Long	Avg.
Allen	14	76	0	19	5.4
Wales	4	54	0	46	13.5
Jones	3	24	0	19	8.0
Warr	8	21	0	9	2.6
Doughty	4	-23	0	3	-5.8
TOTALS	33	152	0	46	4.6

RECEIVING	No.	Yds	TD	Long
Grant	4	20	0	11
German	3	34	0	23
Taylor	2	50	1	46
Allen	2	1	0	2
McNeal	2	-3	0	0
Norris	1	19	0	19
Dangerfield	1	15	0	15
Wales	1	9	0	9
TOTALS	16	145	1	46

LA Tech

PASSING	C-A-I	Yds	TD	Long	Sack
Sokol	30-42-1	335	5	32	1
Higgins	2-4-0	23	0	14	0
Burch	2-3-0	20	0	21	0
TOTALS	34-49-1	378	5	32	1

RUSHING	Att.	Yds	TD	Long	Avg.
Dixon	14	77	1	48	5.5
Martin	2	34	0	24	17.0
Brice	2	16	0	8	8.0
Higgins	3	9	0	7	3.0
Craft	4	6	0	3	1.5
Williams	1	3	0	3	3.0
King	2	2	0	5	1.0
Gaines	2	-1	0	2	-0.5
Sokol	3	-7	1	3	-2.3
TEAM	1	-10	0	0	-10.0
TOTALS	34	129	2	48	3.8

RECEIVING	No.	Yds	TD	Long
Taylor	9	113	3	32
Turner	9	84	1	15
Dixon	3	49	1	27
Oliver	2	35	0	21
Grant	2	27	0	20
Henderson	2	26	0	18
Watts	2	18	0	9
Gaines	1	10	0	10
Craft	1	6	0	6
Griffin	1	6	0	6
King	1	5	0	5
McAlindon	1	-1	0	0
TOTALS	34	378	5	32



2014 GAME RECAPS

GAME 9



UTEP	17	3	7	0	-	27
WKU	7	7	7	14	-	35

Nov. 8, 2014 • Houchens-Smith Stadium • Bowling Green, Ky. • 18,472

BOWLING GREEN, Ky. (AP) - WKU scored 21 unanswered points in the second half to notch a 35-27 win over UTEP Saturday.

Wonderful Terry's 90-yard interception return for a touchdown with 12:40 left gave the Hilltoppers (4-5, 2-4 Conference USA) their first lead since the first quarter.

Brandon Doughty completed 23-of-34 passes for 324 yards and three touchdowns, including a 10-yard pass to Leon Allen with 7:41 left to seal the win and keep UTEP one-win away from bowl eligibility. Allen had eight catches for 88 yards while Joel German registered three receptions for 92 yards and a 50-yard touchdown catch from Doughty in the first quarter.

UTEP jumped out to a 27-14 lead at the 3:35 mark of the third quarter with a Nathan Jeffrey three-yard run capping an 18-play drive.

Jameil Showers completed a 69-yard pass to Ian Hamilton on UTEP's first play of the game. Three plays later, Jay Mattox booted a 28-yard field goal to give the Miners the early lead.

Showers finished the game completing just 9-of-22 for 158 yards.

Following UTEP's long third quarter drive, Terry's pick-6 in the fourth quarter set the tone for the remainder of the game as the Hilltoppers shut out an opponent in the fourth quarter at home for the second week in a row.

GAME BREAKDOWN

	UTEP	WKU
FIRST DOWNS	19	16
Rushing	12	2
Passing	7	13
Penalty	0	1
NET YARDS RUSHING	236	34
Rushing Attempts	46	21
Average Per Rush	5.1	1.6
Rushing Touchdowns	2	1
Yards Gained Rushing	239	54
Yards Lost Rushing	3	20
NET YARDS PASSING	158	324
Completions-Attempts-Int	9-22-1	23-34-0
Average Per Attempt	7.2	9.5
Average Per Completion	17.6	14.1
Passing Touchdowns	0	3
TOTAL OFFENSE YARDS	394	358
Total offense plays	68	55
Average Gain Per Play	5.8	6.5
Fumbles: Number-Lost	0-0	1-0
Penalties: Number-Yards	5-37	3-24
PUNTS-YARDS	4-168	6-212
Average Yards Per Punt	42.0	35.3
Net Yards Per Punt	37.0	36.3
Inside 20	1	2
50+ Yards	1	0
Touchbacks	1	0
Fair catch	1	2
KICKOFFS-YARDS	6-390	6-286
Average Yards Per Kickoff	65.0	47.7
Net Yards Per Kickoff	41.2	28.5
Touchbacks	4	0
Punt returns: Number-Yards-TD	1-6-0	0-0-0
Average Per Return	-6.0	0.0
Kickoff returns: Number-Yds-TD	6-115-1	2-43-0
Average Per Return	19.2	21.5
Interceptions: Number-Yds-TD	0-0-0	1-90-1
Fumble Returns: Number-Yds-TD	0-0-0	0-0-0
Miscellaneous Yards	0	0
Possession Time	36:33	23:27
1st Quarter	8:03	6:57
2nd Quarter	8:18	6:42
3rd Quarter	13:03	1:57
4th Quarter	7:09	7:51
Third-Down Conversions	8 of 16	6 of 13
Fourth-Down Conversions	0 of 1	0 of 0
Red-Zone Scores-Chances	4-5	3-3
Touchdowns	2-5	3-3
Field goals	2-5	0-3
Sacks By: Number-Yards	2-15	0-0
PAT Kicks	3-3	5-5
Field Goals	2-2	0-0

GAME NOTES

- WKU overcame a 13-point deficit to win the contest, marking its first double-digit comeback since overcoming a 10-point deficit at Army on Nov. 9, 2013
- The comeback was WKU's largest since overcoming a 14-point deficit versus North Texas on Nov. 24, 2012
- With Wonderful Terry's 90-yard interception return for a TD in the fourth quarter, WKU now has five defensive touchdowns in 2014.
- WKU leads the country with four defensive scores of 80+ yards in 2014
- WKU's five defensive TDs are the most since registering five during the 2007 season
- Doughty's 23 completions moved him to 268 in 2014, which establishes a new WKU single-season record
- Terry is the first WKU defensive player with three TDs in a season since Bobby Sippio had three in 2000
- WKU has scored at least 30 points in 11 of its last 12 games dating back to Nov. 23, 2013
- The Hilltopper defense allowed a season low 394 yards and did not allow a point in the fourth quarter for the second-straight home game

SCORING SUMMARY

Team	Qtr	Time	Scoring Play	Pl.	TOP	Score
UTEP	1st	11:39	Mattox 28 kick	5-73	1:48	3-0
WKU	1st	8:58	Doughty 50 pass to German (Schettman kick)	7-75	2:41	3-7
UTEP	1st	8:44	Golden 92 kick return (Mattox kick)	-	-	10-7
UTEP	1st	2:35	Bell 1 run (Mattox kick)	7-53	4:17	17-7
UTEP	2nd	6:42	Mattox 29 kick	8-31	2:39	20-7
WKU	2nd	3:11	Allen 2 run (Schwettman kick)	8-74	3:23	20-14
UTEP	3rd	03:35	Jeffrey 3 run (Mattox kick)	18-86	11:20	27-14
WKU	3rd	01:38	Doughty 7 pass to McNeal (Schwettman kick)	7-75	1:57	27-21
WKU	4th	12:40	Terry 90 interception return (Schwettman kick)	-	-	27-28
WKU	4th	07:41	Doughty 10 pass to Allen (Schwettman kick)	6-73	2:55	27-35

STATISTICS LEADERS

WKU

PASSING	C-A-I	Yds	TD	Long	Sack
Doughty	23-34-0	324	3	50	2
RUSHING	Att.	Yds	TD	Long	Avg.
Allen	14	48	1	21	3.4
TEAM	3	-2	0	0	-0.7
Doughty	4	-12	0	3	-3.0
TOTALS	21	34	1	21	1.6
RECEIVING	No.	Yds	TD	Long	
Allen	8	88	1	21	
McNeal	5	41	1	15	
German	3	92	1	50	
Grant	3	37	0	29	
Dangerfield	2	53	0	39	
Taylor	1	12	0	12	
Henry	1	1	0	1	
TOTALS	23	324	3	50	

UTEP

PASSING	C-A-I	Yds	TD	Long	Sack
Showers	9-22-1	158	0	69	0
RUSHING	Att.	Yds	TD	Long	Avg.
Bell	18	68	1	9	3.8
Hamm	6	68	0	21	11.3
Jeffrey	12	49	1	14	4.1
Showers	7	36	0	16	5.1
Laufasa	3	15	0	9	5.0
TOTALS	46	236	2	21	5.1
RECEIVING	No.	Yds	TD	Long	
Golden	3	34	0	17	
Jeffery	3	25	0	14	
Hamilton	2	91	0	69	
Laufasa	1	8	0	8	
TOTALS	9	158	0	69	



2014 GAME RECAPS

GAME 10



Army	7	3	14	0	-	24
WKU	14	10	14	14	-	52

Nov. 15, 2014 • Houchens-Smith Stadium • Bowling Green, Ky. • 16,819

BOWLING GREEN, Ky. (AP) - Leon Allen broke the Conference USA single-game rushing yards record with 345 yards and three touchdowns as the Hilltoppers defeated Army 52-24.

WKU (5-5, 2-4 Conference USA) registered 561 yards of offense to win back-to-back games for the first time this season, placing them one win away from bowl eligibility.

Allen scored on rushes of 1, 12, and a career-long 80-yards to give WKU its second-straight win over Army, and its fourth-straight versus the triple-option offense.

Brandon Doughty threw for three scores on 178 yards that included a 45-yarder to Willie McNeal as time expired in the first half for the 24-10 halftime lead.

Angel Santiago put Army (3-7) on the board first with a one-yard run in the first quarter and added a 54-yard run in the third. Larry Dixon led the Black Knights with 131 yards and a 58-yard touchdown run in the third quarter as Army registered 293 yards on the ground.

GAME BREAKDOWN

	Army	WKU
FIRST DOWNS	18	22
Rushing	13	16
Passing	2	6
Penalty	3	0
NET YARDS RUSHING	293	383
Rushing Attempts	57	41
Average Per Rush	5.1	9.3
Rushing Touchdowns	3	4
Yards Gained Rushing	348	395
Yards Lost Rushing	55	12
NET YARDS PASSING	40	178
Completions-Attempts-Int	3-6-0	16-25-0
Average Per Attempt	6.7	7.1
Average Per Completion	13.3	11.1
Passing Touchdowns	0	3
TOTAL OFFENSE YARDS	333	561
Total offense plays	63	66
Average Gain Per Play	5.3	8.5
Fumbles: Number-Lost	1-0	1-0
Penalties: Number-Yards	3-20	7-80
PUNTS-YARDS	3-110	3-103
Average Yards Per Punt	36.7	34.3
Net Yards Per Punt	30.0	33.3
Inside 20	2	0
50+ Yards	0	0
Touchbacks	1	0
Fair catch	2	1
KICKOFFS-YARDS	5-292	7-354
Average Yards Per Kickoff	58.4	50.6
Net Yards Per Kickoff	34.2	32.4
Touchbacks	1	0
Punt returns: Number-Yards-TD	2-3-0	0-0-0
Average Per Return	1.5	0.0
Kickoff returns: Number-Yds-TD	7-127-0	4-96-0
Average Per Return	18.1	24.0
Interceptions: Number-Yds-TD	0-0-0	0-0-0
Fumble Returns: Number-Yds-TD	0-0-0	0-0-0
Miscellaneous Yards	0	0
Possession Time	31:33	28:27
1st Quarter	10:33	4:27
2nd Quarter	9:19	5:41
3rd Quarter	6:56	8:04
4th Quarter	4:45	10:15
Third-Down Conversions	6 of 13	8 of 14
Fourth-Down Conversions	0 of 2	1 of 1
Red-Zone Scores-Chances	1-2	6-7
Touchdowns	1-2	5-7
Field goals	0-2	1-7
Sacks By: Number-Yards	1-9	2-10
PAT Kicks	3-3	7-7
Field Goals	1-2	1-1

GAME NOTES

- Junior running back Leon Allen had a career day with 345 yards on 33 carries along with a career best three touchdowns
- Allen's 345 yards rushing broke a 22-year old WKU single-game record (309 by Eddie Thompson vs. SIU on 10/29/92).
- Allen's 345 yards was the highest single-game total in Conference USA history and one of seven rushing performances of 300+ yards in league history
- Jared Dangerfield now has five performances of at least 7 catches, 70 yards and a TD this season.
- Junior kicker Garrett Schwettman's 10 points moved him into 8th place all-time at WKU with 248 career points.
- WKU surrendered season lows in yards (333) and points (24) while pitching a fourth-quarter shutout for the third-straight home game.
- WKU's 52 points pushed its season total to 416, a new FBS high. WKU is 17 points away from breaking the single-season school record with at least two games remaining.
- WKU's three 50-point games in 2014 are the most since scoring 50+ in three games during the 2007 season.
- The Hilltoppers racked up a season-high 8.0 tackles for loss in the contest. WKU totaled 15 tackles for loss against Army and Navy this season.
- With the win, WKU becomes the first non-independent program to sweep Army and Navy in back-to-back seasons since Boston College accomplished the feat in the 2000-01 seasons.

SCORING SUMMARY

Team	Qtr	Time	Scoring Play	Pl.	TOP	Score
ARMY	1st	8:10	Santiago 1 run (Grochowski kick)	12-64	5:47	7-0
WKU	1st	5:41	Allen 12 run (Schwettman kick)	7-68	2:22	7-7
WKU	1st	1:18	Doughty 15 run (Schwettman kick)	3-19	0:55	7-14
ARMY	2nd	11:59	Grochowski 43 kick	10-51	4:14	10-14
WKU	2nd	8:49	Schwettman 36 kick	8-53	3:02	10-17
WKU	2nd	0:00	Doughty 45 pass to McNeal (Schwettman kick)	7-80	1:43	10-24
WKU	3rd	11:49	Allen 80 run (Schwettman kick)	1-80	0:12	10-31
ARMY	3rd	3:59	Santiago 54 run (Grochowski kick)	2-59	0:41	17-31
WKU	3rd	0:47	Doughty 6 pass to Dangerfield (Schwettman kick)	7-69	3:04	17-38
ARMY	3rd	0:26	Dixon 58 run (Grochowski kick)	1-58	0:12	24-38
WKU	4th	14:15	Allen 1 run (Schwettman kick)	4-62	1:03	24-45
WKU	4th	10:24	Doughty 9 pass to Norris (Schwettman kick)	6-29	3:47	24-52

STATISTICS LEADERS

WKU

PASSING	C-A-I	Yds	TD	Long	Sack
Doughty	16-25-0	178	3	45	1
RUSHING	Att.	Yds	TD	Long	Avg.
Allen	33	345	3	80	10.5
Wales	2	33	0	28	16.5
Doughty	4	6	1	15	1.5
TEAM	2	-1	0	0	-0.5
TOTALS	41	383	4	80	9.3
RECEIVING	No.	Yds	TD	Long	
Dangerfield	7	73	1	27	
McNeal	3	57	1	45	
Norris	2	18	1	9	
Allen	2	12	0	7	
Henry	1	18	0	18	
German	1	0	0	0	
TOTALS	16	178	3	45	

Army

PASSING	C-A-I	Yds	TD	Long	Sack
Santiago	3-6-0	40	0	14	2
RUSHING	Att.	Yds	TD	Long	Avg.
Dixon	15	131	1	58	8.7
Santiago	19	78	2	54	4.1
Giachinta	13	63	0	15	4.8
Maples	2	21	0	19	10.5
Turrentine	1	16	0	16	16.0
Walker	2	9	0	5	4.5
Kemper	1	5	0	5	5.0
Baggett	3	3	0	4	1.0
TEAM	1	-33	0	0	-33.0
TOTALS	46	236	2	21	5.1
RECEIVING	No.	Yds	TD	Long	
Poe	2	26	0	14	
Walker	1	14	0	14	
TOTALS	3	40	0	14	



2014 GAME RECAPS

GAME 11



UTSA	0	0	0	7	-	7
WKU	14	14	7	10	-	45

Nov. 22, 2014 • Houchens-Smith Stadium • Bowling Green, Ky. • 12,518

BOWLING GREEN, Ky. (AP) - WKU coach Jeff Brohm believes his team is playing its best football of the season, and the numbers speak for themselves.

Brandon Doughty completed 26 of 35 passes for 346 yards and five touchdowns Saturday and WKU blew by UTSA 45-7.

WKU's 466 yards of offense set a school record for total yards in a season with 5,565.

Doughty threw TD passes to four receivers, including a 67-yarder to Willie McNeal for a 21-0 WKU lead. McNeal led all receivers with 105 yards on seven receptions.

Jared Dangerfield caught two TD passes, his second coming on a 16-yarder from Doughty, which gave the quarterback his 50th career touchdown pass.

The Roadrunners (3-8, 2-5 Conference USA) were held to 234 yards and avoided the shutout with a 47-yard touchdown pass from Dalton Sturm to Kenny Thomas with 8:49 left to play.

The win makes the Hilltoppers bowl eligible for the fourth-straight season, but WKU has only been invited to the post season once in the last three years. It's much of the reason why WKU made the jump to Conference USA, which offers five guaranteed bowl tie-ins, while the Sun Belt Conference only promised two.

GAME BREAKDOWN

	UTSA	WKU
FIRST DOWNS	12	25
Rushing	5	6
Passing	5	13
Penalty	2	6
NET YARDS RUSHING	115	120
Rushing Attempts	39	28
Average Per Rush	2.9	4.3
Rushing Touchdowns	0	1
Yards Gained Rushing	150	128
Yards Lost Rushing	35	8
NET YARDS PASSING	119	346
Completions-Attempts-Int	11-23-1	26-35-0
Average Per Attempt	5.2	9.9
Average Per Completion	10.8	13.3
Passing Touchdowns	1	5
TOTAL OFFENSE YARDS	234	466
Total offense plays	62	63
Average Gain Per Play	3.8	7.4
Fumbles: Number-Lost	3-1	0-0
Penalties: Number-Yards	12-124	4-40
PUNTS-YARDS	7-289	5-192
Average Yards Per Punt	41.3	38.4
Net Yards Per Punt	39.4	33.8
Inside 20	4	1
50+ Yards	0	0
Touchbacks	0	1
Fair catch	4	3
KICKOFFS-YARDS	2-130	8-436
Average Yards Per Kickoff	65.0	54.5
Net Yards Per Kickoff	39.5	36.4
Touchbacks	1	1
Punt returns: Number-Yards-TD	1-3-0	2-13-0
Average Per Return	3.0	6.5
Kickoff returns: Number-Yds-TD	6-120-0	1-26-0
Average Per Return	20.0	26.0
Interceptions: Number-Yds-TD	0-0-0	1-0-0
Fumble Returns: Number-Yds-TD	0-0-0	0-0-0
Miscellaneous Yards	0	0
Possession Time	30:26	29:34
1st Quarter	9:58	5:02
2nd Quarter	7:43	7:17
3rd Quarter	7:42	7:18
4th Quarter	5:03	9:57
Third-Down Conversions	2 of 13	7 of 14
Fourth-Down Conversions	1 of 3	0 of 1
Red-Zone Scores-Chances	0-0	4-4
Touchdowns	0-0	3-4
Field goals	0-0	1-4
Sacks By: Number-Yards	0-0	2-14
PAT Kicks	1-1	6-6
Field Goals	0-0	1-1

GAME NOTES

- With the win, WKU is now bowl eligible for the fourth-straight season - the longest active streak in Conference USA.
- The Hilltoppers are one of eight Group of Five programs to be bowl eligible in four-straight seasons as of Saturday.
- WKU has now won four-straight home games, the longest streak for the program since winning eight-straight home games from Sept. 11, 2004 to Oct. 15, 2005.
- The Hilltoppers' 45-7 win was its largest margin of victory in a conference game since defeating Indiana State 41-3 in 2006. It also represented the largest margin of victory in a conference game in the FBS era.
- The Hilltoppers finished their 2014 home slate with a 5-1 record, which is their best home record since going 5-0 in 2004.
- WKU's 45 points moved the Hilltoppers' season total to 461, a new school record.
- QB Brandon Doughty extended his single-season record for TD passes to 36 after tossing 5 versus UTSA. He has 50 for his career and is two away from the school record.
- Doughty's dominance at home continued, as he's now 159-of-213 for 2,107 yards with 24 TDs and no interceptions at Smith Stadium in 2014. He's thrown 388-straight passes without an interception at home dating back to Oct. 15, 2013.
- Doughty has 24 TD passes at home this season - the previous single season record for total TD passes in a season was 22.

SCORING SUMMARY

Team	Qtr	Time	Scoring Play	Pl.	TOP	Score
WKU	1st	12:46	Doughty 54 pass to Allen (Schwettman kick)	5-74	2:14	0-7
WKU	1st	4:22	Doughty 47 pass to Taylor (Schwettman kick)	3-61	0:54	0-14
WKU	2nd	4:33	Doughty 61 pass to McNeal (Schwettman kick)	1-67	0:12	0-21
WKU	2nd	1:15	Doughty 13 pass to Dangerfield (Schwettman kick)	4-71	1:22	0-28
WKU	3rd	8:10	Doughty 16 pass to Dangerfield (Schwettman kick)	5-81	1:37	0-35
WKU	4th	11:59	Schwettman 34 kick	10-36	5:03	0-38
UTSA	4th	8:49	Sturm 47 pass to Thomas Jr (Portillo kick)	6-70	3:03	7-38
WKU	4th	1:53	Coley 2 run (Mugler kick)	11-75	6:56	7-45

STATISTICS LEADERS

WKU

PASSING	C-A-I	Yds	TD	Long	Sack
Doughty	26-35-0	346	5	67	0
RUSHING	Att.	Yds	TD	Long	Avg.
Allen	14	68	0	28	4.9
Wales	8	28	0	11	3.5
Jones	3	11	0	6	3.7
Towner	1	11	0	11	11.0
Coley	1	2	1	2	2.0
Doughty	1	0	0	0	0.0
TOTALS	28	120	1	28	4.3

RECEIVING	No.	Yds	TD	Long
McNeal	7	105	1	67
Dangerfield	4	36	2	16
Taylor	3	73	1	47
Allen	3	65	1	54
Henry	3	34	0	16
German	2	11	0	10
Higbee	1	23	0	23
Norris	1	2	0	2
Turner	1	1	0	1
Wales	1	-4	0	0
TOTALS	26	346	5	67

UTSA

PASSING	C-A-I	Yds	TD	Long	Sack
Robinson	8-20-1	60	0	17	2
Sturm	3-3-0	59	1	47	0
TOTALS	11-23-1	119	1	47	2

RUSHING	Att.	Yds	TD	Long	Avg.
Robinson	10	50	0	37	5.0
Glasco II	13	30	0	8	2.3
Armstrong	5	16	0	4	3.2
Mack	1	13	0	13	13.0
Sturm	2	8	0	8	4.0
Clay	3	5	0	5	1.7
Coleman	1	3	0	3	3.0
Hubble	1	-1	0	0	-1.0
Jones	3	-9	0	4	-3.0
TOTALS	39	115	0	37	2.9

RECEIVING	No.	Yds	TD	Long
Jones	3	11	0	5
Hesler	2	-4	0	0
Thomas Jr.	1	47	1	47
Armstrong	1	17	0	17
Monroe	1	16	0	16
Mack	1	14	0	14
Shaw	1	13	0	13
Harrison	1	5	0	5
TOTALS	11	119	1	47



2014 GAME RECAPS

GAME 12



WKU	28	21	0	10	8	67
No. 19 Marshall	21	21	7	10	7	66
Nov. 28, 2014 • Joan C. Edwards Stadium • Huntington, W.V. • 23,576						

HUNTINGTON, W.V. (AP) - WKU coach Jeff Brohm didn't want a crazy game with No. 19 Marshall to go on any longer.

If he got the chance in overtime, Brohm had already decided to try a 2-point conversion instead of settling for an extra-point kick to tie it.

After Brandon Doughty threw his Conference USA-record eighth touchdown pass, he hit Willie McNeal for the winning 2-point conversion in overtime to lift Western Kentucky over the previously unbeaten Thundering Herd 67-66 Friday.

It capped a dizzying contest that broke numerous records and ended likely Marshall's chance to play in a marquee New Year's bowl.

Among the records that went down: the 15 combined TD passes were the most in a game involving an FBS team. Houston and Eastern Washington combined for 14 in 1990, and the record for two FBS teams was 13 accomplished four times.

A Marshall defense that was the best in the conference allowed a school-record 738 yards.

Western Kentucky (7-5, 4-4) foiled Marshall's bid for the fourth perfect season in school history. The teams tied the Bowl Subdivision record for the most combined points scored in a game involving a ranked team, set when West Virginia beat Baylor 70-63 in 2012. It was the highest-scoring game in Conference USA history, eclipsing East Carolina's 65-59 win over Marshall in double overtime in 2012.

GAME BREAKDOWN

	WKU	MAR
FIRST DOWNS	37	37
Rushing	13	17
Passing	22	19
Penalty	2	1
NET YARDS RUSHING	222	291
Rushing Attempts	35	36
Average Per Rush	6.3	8.1
Rushing Touchdowns	1	2
Yards Gained Rushing	241	321
Yards Lost Rushing	19	30
NET YARDS PASSING	516	417
Completions-Attempts-Int	35-51-2	29-46-4
Average Per Attempt	10.1	9.1
Average Per Completion	14.7	14.4
Passing Touchdowns	8	7
TOTAL OFFENSE YARDS	738	708
Total offense plays	86	82
Average Gain Per Play	8.6	8.6
Fumbles: Number-Lost	2-0	2-0
Penalties: Number-Yards	4-38	6-59
PUNTS-YARDS	3-124	2-88
Average Yards Per Punt	41.3	44.0
Net Yards Per Punt	37.7	44.0
Inside 20	2	1
50+ Yards	0	0
Touchbacks	0	0
Fair catch	0	1
KICKOFFS-YARDS	10-462	10-614
Average Yards Per Kickoff	46.2	61.4
Net Yards Per Kickoff	31.6	42.7
Touchbacks	1	4
Punt returns: Number-Yards-TD	0-0-0	1-11-0
Average Per Return	0.0	11.0
Kickoff returns: Number-Yds-TD	6-87-0	8-121-0
Average Per Return	14.5	15.1
Interceptions: Number-Yds-TD	4-64-0	2-12-0
Fumble Returns: Number-Yds-TD	0-0-0	0-0-0
Miscellaneous Yards	0	10
Possession Time	33:03	26:57
1st Quarter	8:42	6:18
2nd Quarter	9:14	5:46
3rd Quarter	8:31	6:29
4th Quarter	6:36	8:24
Third-Down Conversions	6 of 12	7 of 11
Fourth-Down Conversions	0 of 0	0 of 0
Red-Zone Scores-Chances	7-8	4-5
Touchdowns	6-8	3-5
Field goals	1-8	1-5
Sacks By: Number-Yards	3-25	2-15
PAT Kicks	8-8	9-9
Field Goals	1-2	1-1

GAME NOTES

- WKU's defeat of Marshall marks the program's first victory over a ranked team in the FBS era after being 0-5 in the previous five meetings versus ranked opponents.
- The Hilltoppers are one of nine Group of Five programs to be bowl eligible in four-straight seasons
- WKU is 8-1 in its last nine games played in the month of November and holds an 12-5 record in the month since 2011
- WKU's 67 points extended the Hilltoppers' single-season record to 528 points in 2014. WKU's 67 points set an opposing team record in Joan C. Edwards Stadium
- WKU's 738 yards set a new school record and marked the third time it has eclipsed 700 yards in 2014.
- The 738 yards were the most Marshall has ever allowed in a game after entering the game as league's top ranked defense
- WKU's 738 yards was the ninth highest single-game total in the FBS this season and sixth highest total in C-USA history
- The 15 combined TD passes between Brandon Doughty (8) and Rakeem Cato (7) were the most in single-game FBS history
- The Hilltoppers' 9 touchdowns upped their season total to 69, breaking the 1973 squad's single-season record of 62 touchdowns
- The Hilltoppers intercepted Marshall quarterback Rakeem Cato four times - he had thrown 8 in 11 previous games

SCORING SUMMARY

Team	Qtr	Time	Scoring Play	Pl.	TOP	Score
WKU	1st	11:58	Doughty 11 pass to Higbee (Schwettman kick)	9-62	3:02	7-0
WKU	1st	11:23	Doughty 17 pass to Allen (Schwettman kick)	1-17	0:09	14-0
MAR	1st	08:56	Cato 26 pass to Shuler (Haig kick)	8-75	2:27	14-7
WKU	1st	08:45	Doughty 75 pass to Taylor (Schwettman kick)	1-75	0:11	21-7
MAR	1st	07:02	Cato 14 pass to Foster (Haig kick)	5-68	1:43	21-14
WKU	1st	04:09	Doughty 20 pass to Higbee (Schwettman kick)	8-75	2:53	28-14
MAR	1st	02:27	Cato 40 pass to Allen (Haig kick)	4-64	1:42	28-21
WKU	2nd	13:13	Allen 10 run (Schwettman kick)	4-31	1:08	35-21
WKU	2nd	10:37	Doughty 9 pass to German (Schwettman kick)	6-63	2:29	42-21
MAR	2nd	07:50	Cato 2 pass to Frohnapfel (Haig kick)	8-69	2:47	42-28
MAR	2nd	07:23	Butler 48 run (Haig kick)	1-48	0:07	42-35
WKU	2nd	02:12	Doughty 7 pass to Higbee (Schwettman kick)	3-57	0:54	49-35
MAR	2nd	01:24	Cato 33 pass to Allen (Haig kick)	3-57	0:48	49-42
MAR	3rd	00:58	Butler 22 run (Haig kick)	8-79	2:41	49-49
WKU	4th	12:55	Schwettman 21 kick	9-69	3:03	52-49
WKU	4th	09:11	Doughty 35 pass to Dangerfield (Schwettman kick)	5-65	1:46	59-49
MAR	4th	05:32	HAIG, Justin 17 yd field goal	9-58	3:39	59-52
MAR	4th	00:39	Cato 5 pass to Frohnapfel (Haig kick)	12-82	2:37	59-59
MAR	OT	15:00	Cato 25 pass to Foster (Haig kick)	2-25	0:00	59-66
WKU	OT	15:00	Doughty 25 pass to Dangerfield (McNeal pass)	2-25	0:00	67-66

STATISTICS LEADERS

WKU

PASSING	C-A-I	Yds	TD	Long	Sack
Doughty	34-50-2	491	8	75	2
Fant	1-1-0	25	0	25	0
TOTALS	35-51-2	516	8	75	2
RUSHING	Att.	Yds	TD	Long	Avg.
Allen	33	237	1	36	7.2
Doughty	2	-15	0	0	-7.5
TOTALS	35	222	1	36	6.3
RECEIVING	No.	Yds	TD	Long	
Dangerfield	8	117	2	35	
Higbee	6	99	3	31	
Allen	5	51	1	17	
Taylor	4	122	1	75	
McNeal	4	24	0	10	
German	3	17	1	9	
Norris	2	43	0	42	
Henry	2	18	0	11	
Gorski	1	25	0	25	
TOTALS	35	516	8	75	

Marshall

PASSING	C-A-I	Yds	TD	Long	Sack
Cato	29-46-4	417	7	40	3
RUSHING	Att.	Yds	TD	Long	Avg.
Butler	24	233	2	48	9.7
Cato	9	29	0	16	3.2
Johnson	3	29	0	14	9.7
TOTALS	36	291	2	48	8.1
RECEIVING	No.	Yds	TD	Long	
Shuler	10	132	1	30	
Allen	6	141	2	40	
Foster	4	71	2	25	
Frohnapfel	3	14	2	7	
Wilkins	2	29	0	21	
McManus	2	16	0	14	
Jean-Louis	1	8	0	8	
Yurachek	1	6	0	6	
TOTALS	29	417	7	40	



2014 POPEYES BAHAMAS BOWL MEDIA GUIDE

@WKUFootball // @WKUSports // @WKUSportsPics



FINAL STATISTICS

RESULTS 7-5 (4-4 C-USA)

DATE	OPPONENT	TV	RESULT	ATTEND
A 29	Bowling Green	CBSS	W, 59-31	17,215
S 6	at Illinois	BTN	L, 34-42	38,561
S 13	at Middle Tennessee*	ASN	L, 47-50 (3OT)	24,911
S 27	at Navy	CBSS	W, 36-27	30,537
O 4	UAB*	-	L, 39-42	14,923
O 18	at Florida Atlantic*	ASN	L, 38-45	10,915
O 25	Old Dominion*	-	W, 66-51	17,886
N 1	at LA Tech*	FSN	L, 10-59	20,011
N 8	UTEP* (HC)	-	W, 35-27	18,472
N 15	Army	CBSS	W, 52-24	16,819
N 22	UTSA*	FSN	W, 45-7	12,518
N 28	at Marshall*	FS1	W, 67-66 (OT)	23,576

RUSHING

	GP	ATT	GN	LS	NET	AVG	TD	LG	AVG.
Allen, Leon	12	259	1527	37	1490	5.8	12	80	124.2
Wales, Anthony	10	68	438	15	423	6.2	4	75	42.3
Jones, Troy	3	6	35	0	35	5.8	0	19	11.7
Towner, Kylen	11	6	33	3	30	5.0	0	15	2.7
Warr, Darmontre	11	10	32	6	26	2.6	0	9	2.4
Coley, Demetrius	12	1	2	0	2	2.0	1	2	0.2
Brown, Joe	8	1	1	0	1	1.0	0	1	0.1
TEAM	7	8	0	4	-4	-0.5	0	0	-0.6
Occhipinti, Joseph	12	1	0	24	-24	-24.0	0	0	-2.0
Doughty, Brandon	12	37	73	129	-56	-1.5	2	15	-4.7
Total.....	12	397	2141	218	1923	4.8	19	80	160.2
Opponents.....	12	547	3089	333	2756	5.0	33	59	229.7

TEAM STATISTICS

	WKU	Opponents
SCORING	528	471
Points Per Game	44.0	39.2
Points Off Turnovers	92	55
FIRST DOWNS	321	311
Rushing	106	142
Passing	194	150
Penalty	21	19
RUSHING YARDAGE	1923	2756
Rushing Attempts	397	547
Average Per Rush	4.8	5.0
Average Per Game	160.2	229.7
TDs Rushing	19	33
PASSING YARDAGE	4380	3266
Comp-Att-Int	347-515-10	239-375-12
Average Per Pass	8.5	8.7
Average Per Catch	12.6	13.7
Average Per Game	365.0	272.2
TDs Passing	44	26
TOTAL OFFENSE	6303	6022
Total Plays	912	922
Average Per Play	6.9	6.5
Average Per Game	525.2	501.8
KICK RETURNS: #-Yards	53-1146 (21.6)	77-1577 (20.5)
PUNT RETURNS: #-Yards	10-80 (8.0)	14-90 (6.4)
INT RETURNS: #-Yards	12-398 (33.2)	10-199 (19.9)
FUMBLES-LOST	15-6	20-10
PENALTIES-Yards	67-638 (53.2)	76-666 (55.5)
PUNTS-Yards	46-1733 (37.7)	39-1604 (41.1)
KICKOFFS-Yards	89-4872 (54.7)	82-4981 (60.7)
TIME OF POSSESSION/Game	28:10	31:50
3RD-DOWN Conversions	84/168 (50%)	78/165 (47%)
4TH-DOWN Conversions	4/11 (36%)	14/25 (56%)
SACKS BY-Yards	22-165	19-137
TOUCHDOWNS SCORED	69	63
FIELD GOALS-ATTEMPTS	16-20	11-19
ON-SIDE KICKS	1-2	0-0
RED-ZONE SCORES	54-60 (90%)	46-61 (75%)
RED-ZONE TOUCHDOWNS	40-60 (67%)	39-61 (64%)
PAT-ATTEMPTS	64-65 (98%)	60-61 (98%)
ATTENDANCE	97833	148511
Games/Avg Per Game	6/16306	6/24752

PASSING

	G	EFF.	C-A-I	PCT	YDS	TD	LG	AVG.
Doughty, Bradon	12	163.55	344-510-10	67.5	4344	44	75	362.0
Jones, Troy	3	73.10	2-4-0	50.0	11	0	11	3.7
Fant, Nacarius	4	310.00	1-1-0	100.0	25	0	25	6.2
Total.....	12	163.13	347-515-10	67.4	4380	44	75	365.0
Opponents.....	12	153.37	239-375-12	63.7	3266	26	75	272.2

RECEIVING

	G	NO.	YDS	AVG.	TD	LONG	AVG.
Dangerfield, Jared	12	64	738	11.5	10	39	61.5
McNeal, Willie	12	51	511	10.0	7	67	42.6
Allen, Leon	12	46	431	9.4	3	54	35.9
Taylor, Taywan	12	44	739	16.8	7	75	61.6
Grant, Antwane	9	39	479	12.3	5	34	53.2
Henry, Mitchell	11	29	442	15.2	3	33	40.2
German, Joel	12	23	331	14.4	3	50	27.6
Norris, Nicholas	12	19	338	17.8	2	67	28.2
Higbee, Tyler	10	14	226	16.1	4	31	22.6
Wales, Anthony	10	14	115	8.2	0	22	11.5
Gorski, Tim	12	1	25	25.0	0	25	2.1
Fant, Nacarius	4	1	3	3.0	0	3	0.8
Towner, Kylen	11	1	1	1.0	0	0	0.1
Turner, Lonnie	9	1	1	1.0	0	1	0.1
Total.....	12	347	4380	12.6	44	75	365.0
Opponents.....	12	239	3266	13.7	26	75	272.2

TOTAL OFFENSE

	G	PLAYS	RUSH	PASS	TOTAL	AVG/G
Doughty, Brandon	12	547	-56	4344	4288	357.3
Allen, Leon	12	259	1490	0	1490	124.2
Wales, Anthony	10	68	423	0	423	42.3
Jones, Troy	3	10	35	11	46	15.3
Towner, Kylen	11	6	30	0	30	2.7
Warr, Darmontre	11	10	26	0	26	2.4
Fant, Nacarius	4	1	0	25	25	6.2
Coley, Demetrius	12	1	2	0	2	0.2
Brown, Joe	8	1	1	0	1	0.1
TEAM	7	8	-4	0	-4	-0.6
Occhipinti, Joseph	12	1	-24	0	-24	-2.0
Total.....	12	912	1923	4380	6303	525.2
Opponents.....	12	922	2756	3266	6022	501.8

SCORE BY QUARTERS	1st	2nd	3rd	4th	OT	Total
WKU	151	159	94	103	21	528
Opponents	107	116	133	92	23	471



WKU VS. CENTRAL MICHIGAN

@WKUFootball // @WKUSports // @WKUSportsPics



FINAL STATISTICS

SCORING

	----- PATs -----									
	TD	FGS	K	R	RC	PASS	DXP	SAF	PTS	
Schwettman, G.	0	16-20	63-64	0-0	0	0-0	0	0	111	
Allen, Leon	15	0-0	0-0	0-0	0	0-0	0	0	90	
Dangerfield, Jared	10	0-0	0-0	0-0	0	0-0	0	0	60	
McNeal, Willie	7	0-0	0-0	0-0	1	0-0	0	0	44	
Taylor, Taywan	7	0-0	0-0	0-0	0	0-0	0	0	42	
Grant, Antwane	5	0-0	0-0	0-0	0	0-0	0	0	30	
Wales, Anthony	4	0-0	0-0	0-0	0	0-0	0	0	24	
Higbee, Tyler	4	0-0	0-0	0-0	0	0-0	0	0	24	
Henry, Mitchell	3	0-0	0-0	0-0	0	0-0	0	0	18	
German, Joel	3	0-0	0-0	0-0	0	0-0	0	0	18	
Terry, Wonderful	3	0-0	0-0	0-0	0	0-0	0	0	18	
Doughty, Brandon	2	0-0	0-0	0-0	0	1-4	0	0	12	
Norris, Nicholas	2	0-0	0-0	0-0	0	0-0	0	0	12	
Coley, Demetrius	1	0-0	0-0	0-0	0	0-0	0	0	6	
Gardner, Juwan	1	0-0	0-0	0-0	0	0-0	0	0	6	
Singh, Ricardo	1	0-0	0-0	0-0	0	0-0	0	0	6	
Towner, Kylan	1	0-0	0-0	0-0	0	0-0	0	0	6	
Mugler, Mike	0	0-0	1-1	0-0	0	0-0	0	0	1	
Total.....	69	16-20	64-65	0-0	1	1-4	0	0	528	
Opponents.....	63	11-19	60-61	0-0	0	0-1	0	0	471	

PUNT RETURNS

	NO.	YDS	AVG	TD	LONG
Towner, Kylan	6	59	9.8	0	22
McNeal, Willie	4	21	5.2	0	9
Total.....	10	80	8.0	0	22
Opponents.....	14	90	6.4	0	28

KICK RETURNS

	NO.	YDS	AVG	TD	LONG
Towner, Kylan	28	635	22.7	1	94
McNeal, Willie	13	283	21.8	0	35
Taylor, Taywan	6	81	13.5	0	25
Brown, Joe	5	139	27.8	0	38
Wales, Anthony	1	8	8.0	0	8
Total.....	53	1146	21.6	1	94
Opponents.....	77	1577	20.5	3	100

INTERCEPTIONS

	NO.	YDS	AVG	TD	LONG
Leston, Branden	4	29	7.2	0	29
Singh, Ricardo	2	120	60.0	1	85
Terry, Wonderful	2	133	66.5	2	90
Gardner, Juwan	1	96	96.0	1	96
Iworah, Prince	1	20	20.0	0	20
Thomas, Cam	1	0	0.0	0	0
Bertram, Daeshawn	1	0	0.0	0	0
Total.....	12	398	33.2	4	96
Opponents.....	10	199	19.9	1	77

FUMBLE RETURNS

	NO.	YDS	AVG	TD	LONG
Terry, Wonderful	1	95	95.0	1	95
Thomas, Cam	1	37	37.0	0	37
Total.....	2	132	66.0	1	95
Opponents.....	2	31	15.5	0	25

ALL PURPOSE

	G	RUSH	REC	PR	KOR	IR	TOT	AVG
Allen, Leon	12	1490	431	0	0	0	1921	160.1
Taylor, Taywan	12	0	739	0	81	0	820	68.3
McNeal, Willie	12	0	511	21	283	0	815	67.9
Dangerfield, Jared	12	0	738	0	0	0	738	61.5
Towner, Kylan	11	30	1	59	635	0	725	65.9
Wales, Anthony	10	423	115	0	8	0	546	54.6
Grant, Antwane	9	0	479	0	0	0	479	53.2
Henry, Mitchell	11	0	442	0	0	0	442	40.2
Norris, Nicholas	12	0	338	0	0	0	338	28.2
German, Joel	12	0	331	0	0	0	331	27.6
Higbee, Tyler	10	0	226	0	0	0	226	22.6
Brown, Joe	8	1	0	0	139	0	140	17.5
Terry, Wonderful	11	0	0	0	0	133	133	12.1
Singh, Ricardo	12	0	0	0	0	120	120	10.0
Gardner, Juwan	8	0	0	0	0	96	96	12.0
Jones, Troy	3	35	0	0	0	0	35	11.7
Leston Branden	12	0	0	0	0	29	29	2.4
Warr, Darmontre	11	26	0	0	0	0	26	2.4
Gorski, Tim	12	0	25	0	0	0	25	2.1
Iworah, Prince	12	0	0	0	0	20	20	1.7
Fant, Nacarius	4	0	3	0	0	0	3	0.8
Coley, Demetrius	12	2	0	0	0	0	2	0.2
Turner, Lonnie	9	0	1	0	0	0	1	0.1
TEAM	7	-4	0	0	0	0	-4	-0.6
Occhipinti, Joseph	12	-24	0	0	0	0	-24	-2.0
Doughty, Brandon	12	-56	0	0	0	0	-56	-4.7
Total.....	12	1923	4380	80	1146	398	7927	660.6
Opponents.....	12	2756	3266	90	1577	199	7888	657.3

FIELD GOALS

	M-ATT	PCT	1-19	20-29	30-39	40-49	50-99	LG	BL
Schwettman, G.	16-20	80.0	1-1	6-7	7-9	2-3	0-0	42	1

FG SEQUENCE

	WKU	OPPONENTS
Bowling Green	41,(29)	27,(52)
Illinois	(41),(19)	50,34
Middle Tennessee	(20),37,(24),(36),(27)	(37),(29),(42)
Navy	(37),(36),(33)	28
UAB	27	48
FAU	(42)	34,46,(32)
Old Dominion	(27)	(41)
Louisiana Tech	(31)	(51)
UTEP	-	(28),(29)
ARMY	(36)	(43),22
UTSA	(34)	-
MARSHALL	35,(21)	(17)

Numbers in (parentheses) indicate field goal was made

PUNTING

	NO.	YDS	AVG	LG	TB	FC	I20	50+	BLKD
Occhipinti, Joseph	46	1733	37.7	55	3	14	11	3	0
Total.....	46	1733	37.7	55	3	14	11	3	0
Opponents.....	39	1604	41.1	68	3	18	16	4	0



2014 POPEYES BAHAMAS BOWL MEDIA GUIDE

@WKUFootball // @WKUSports \\ @WKUSportsPics



FINAL STATISTICS

DEFENSIVE LEADERS

		-----TACKLES-----				-SACKS-		---PASS DEF---		-FUMBLES-		BLKD	SAF
	GP	UA	A	TOTAL	TFL/YDS	NO-YARDS	INT-YDS	BRUP	QBH	RCV-YDS	FF	KICK	
10	Holt, Nick	12	59	44	103	7.0-23	1.5-10	.	3	4	1-0	.	.
17	Brown, Dejon	12	49	22	71	6.5-17	2.0-8	.	1	2	.	1	.
8	Ward, Marcus	12	40	20	60	2.0-4	.	.	1	.	1-0	.	.
45	Leston, Branden	12	41	16	57	3.0-16	1.0-9	4-29	1	1	1-0	.	.
31	Williams, Terran	10	32	19	51	2.0-5	.	.	1	2	.	1	.
38	Singh, Ricardo	12	29	20	49	.	.	2-120	2	1	.	.	.
94	Shorter, Bryan	12	24	17	41	7.5-51	5.5-49	.	1	.	1-0	.	.
19	Thomas, Cam	10	33	8	41	1.0-2	.	1-0	4	1	1-37	.	.
88	Rocker, Gavin	12	25	14	39	6.0-35	4.5-30	.	1	2	1-0	1	.
5	Terry, Wonderful	11	27	10	37	3.0-9	.	2-133	2	.	1-95	1	.
9	Randall, Daqual	8	18	19	37	0.5-0	.	.	1	.	.	1	.
30	Iworah, Prince	12	26	8	34	2.5-9	.	1-20	5	.	.	1	.
28	Brown, Rico	12	19	11	30	0.5-4	0.5-4	.	2	.	1-0	.	.
98	Terrell, Devante	12	18	8	26	1.5-8	1.0-8	.	1	.	1-0	.	.
58	Overstreet, Derik	8	18	8	26	1.0-8	.	.	1	1	1-0	.	.
92	Brown, Ge'Monee	12	18	3	21	8.0-11	1	.
29	Johnson, Leverick	11	15	5	20	1.0-1	.	.	1
34	Davis, Drew	12	13	5	18	1.0-8	1.0-8	.	.	1	.	1	.
16	Smith, T.J.	12	13	5	18	4.0-13	1.0-10	1	.
59	Reeves, Tanner	9	12	6	18	4.0-27	3.0-23	.	.	1	.	.	.
18	Johnson, Shaquille	11	13	2	15	.	.	.	1
54	Bertram, Daeshawn	10	9	4	13	1.0-6	1.0-6	1-0	.	.	.	1	.
57	Young, Derrell	10	7	3	10
22	Coleman, Forrest	9	8	2	10	.	.	.	1
48	Robinson, Kalvin	8	7	2	9	1.0-1	.	.	.	1	.	.	.
99	Isaac, D'Von	10	5	3	8
93	Glover, DeMarcus	7	2	4	6	.	.	.	1
6	Duclos, Devante	6	3	2	5
14	Gardner, Juwan	8	3	1	4	.	.	1-96	1
7	Brown, Joe	8	3	1	4
10	McNeal, Willie	12	4	.	4
91	Jones, Trae	4	1	2	3
82	Higbee, Tyler	10	3	.	3
39	Mugler, Mike	12	2	.	2
11	Scott, Devin	11	2	.	2
35	Coley, Demetrius	12	.	2	2
24	Patterson, Dalton	10	2	.	2
20	Wales, Anthony	10	2	.	2
25	Vaughn, Blair	1	1	.	1
76	Lamp, Forrest	12	1	.	1
41	Simmons, De'Andre	5	1	.	1
52	Clemmons, Cameron	12	1	.	1
26	Warr, Darmontre	11	1	.	1
4	Iyiebuniwe, Joel	3	1	.	1
13	Grant, Antwane	9	1	.	1
81	Towner, Kylen	11	1	.	1
21	Dangerfield, Jared	12	1	.	1
33	Allen, Leon	12	1	.	1
Total.....		12	615	296	911	64-258	22-165	12-398	30	19	10-132	10	.
Opponents.....		12	562	282	844	58.0-226	19-137	10-199	48	28	6-31	11	2



WKU VS. CENTRAL MICHIGAN

@WKUFootball // @WKUSports // @WKUSportsPics



FINAL STATISTICS

TEAM GAME-BY-GAME

DATE	OPP	---RUSHING---				---RECEIVING---				-----PASSING-----				---KICK RET---				---PUNT RET---				TOT OFF
		NO.	YDS	TD	LG	NO.	YDS	TD	LG	C-A-I	YDS	TD	LG	NO	YDS	TD	LG	NO	YDS	TD	LG	
A 29	Bowling Green	40	139	2	17	46	569	6	55	46-56-0	569	6	55	3	57	0	26	1	9	0	9	708
S 6	at Illinois	30	103	1	28	28	297	2	21	28-48-1	297	2	21	2	33	0	17	1	7	0	7	400
S 13	at Middle Tenn.	36	125	1	15	43	593	4	67	43-66-1	593	4	67	6	150	0	35	2	5	0	8	718
S 27	at Navy	34	164	1	24	38	387	2	44	38-54-1	387	2	44	4	86	0	26	3	24	0	9	551
O 4	UAB	28	184	3	75	25	319	2	39	25-37-0	319	2	39	3	80	0	38	0	0	0	0	503
O 18	at FAU	26	67	2	19	28	335	3	50	28-44-1	335	3	50	4	58	0	23	1	22	0	22	402
O 25	Old Dominion	45	230	2	19	23	371	5	45	23-26-0	371	5	45	8	246	1	94	0	0	0	0	601
N 1	at LA Tech	33	152	0	46	16	145	1	46	16-39-4	145	1	46	10	184	0	32	0	0	0	0	297
N 8	UTEP	21	34	1	21	23	324	3	50	23-34-0	324	3	50	2	43	0	26	0	0	0	0	358
N 15	ARMY	41	383	4	80	16	178	3	45	16-25-0	178	3	45	4	96	0	32	0	0	0	0	561
N 22	UTSA	28	120	1	28	26	346	5	67	26-35-0	346	5	67	1	26	0	26	2	13	0	11	466
N 28	at MARSHALL	35	222	1	36	35	516	8	75	35-51-2	516	8	75	6	87	0	32	0	0	0	0	738
	Totals	397	1923	19	80	347	4380	44	75	347-515-10	4380	44	75	53	1146	1	94	10	80	0	22	6303
	Opponent	547	2756	33	59	239	3266	26	75	239-375-12	3266	26	75	77	1577	3	100	14	90	0	28	6022

DATE	OPPONENT	-----TACKLES-----				-SACKS-	-FUMBLE-		PASS		BLKD		-KICKS--XPTS-				PTS
		UA	A	TOTAL	TFL-YDS	NO-YDS	FF	FR-YDS	INT-YDS	QBH	BRK	KICK	ATT-MAD	RUN	RCV	SAF	
A 29	Bowling	53	8	61	5.0-20	3.0-17	0	0-0	0-0	4	3	0	8-8	0	0	0	59
S 6	at Illinois	41	38	79	6.0-26	1.0-11	2	2-95	1-20	3	5	0	4-4	0	0	0	34
S 13	at Middle Tenn.	66	16	82	5.0-26	2.0-21	0	0-0	0-0	2	3	0	5-5	0	0	0	47
S 27	at Navy	47	20	67	7.0-37	4.0-29	1	1-0	1-43	2	2	0	3-3	0	0	0	36
O 4	UAB	62	42	104	6.0-33	3.0-22	2	2-37	1-85	0	0	0	4-3	0	0	0	39
O 18	at FAU	51	50	101	3.0-4	0.0-0	1	1-0	0-0	2	3	0	5-5	0	0	0	38
O 25	Old Dominion	53	16	69	3.0-8	1.0-6	0	1-0	2-96	0	3	0	9-9	0	0	0	66
N 1	at LA Tech	58	18	76	5.0-1	1.0-10	1	2-0	1-0	1	3	0	1-1	0	0	0	10
N 8	UTEP	48	20	68	3.0-3	0.0-0	0	0-0	1-90	0	4	0	5-5	0	0	0	35
N 15	ARMY	54	16	70	8.0-21	2.0-10	0	0-0	0-0	0	0	0	7-7	0	0	0	52
N 22	UTSA	45	16	61	9.0-36	2.0-14	2	1-0	1-0	2	3	0	6-6	0	0	0	45
N 28	at Marshall	37	36	73	4.0-26	3.0-25	1	0-0	4-64	3	1	0	8-8	0	1	0	67
	Totals	615	296	911	64.0-258	22.0-165	10	10-132	12-398	19	30	0	65-64	0	1	0	528
	Opponent	562	282	844	58.0-226	19.0-137	11	6-31	10-199	28	48	2	61-60	0	0	0	471

OPPONENT GAME-BY-GAME

DATE	OPP	---RUSHING---				---RECEIVING---				-----PASSING-----				---KICK RET---				---PUNT RET---				TOT OFF
		NO.	YDS	TD	LG	NO.	YDS	TD	LG	C-A-I	YDS	TD	LG	NO	YDS	TD	LG	NO	YDS	TD	LG	
A 29	Bowling Green	35	152	3	27	25	313	1	41	25-36-0	313	1	41	6	128	0	29	1	28	0	28	465
S 6	at Illinois	35	64	2	21	35	456	3	62	35-50-1	456	3	62	5	98	0	24	2	22	0	14	520
S 13	at Middle Tenn.	61	323	5	59	17	218	1	52	17-28-0	218	1	52	5	100	0	25	0	0	0	0	541
S 27	at Navy	52	412	4	52	3	55	0	24	3-15-1	55	0	24	8	143	0	26	1	0	0	0	467
O 4	UAB	64	291	3	33	22	300	2	75	22-25-1	300	2	75	7	235	1	100	1	5	0	5	591
O 18	at FAU	54	278	3	40	24	341	3	61	24-35-0	341	3	61	6	107	0	29	1	-2	0	0	619
O 25	Old Dominion	34	172	4	24	27	471	3	53	27-40-2	471	3	53	10	154	0	28	0	0	0	0	643
N 1	at LA Tech	34	129	2	48	34	378	5	32	34-49-1	378	5	32	3	129	1	96	3	26	0	20	507
N 8	UTEP	46	236	2	21	9	158	0	69	9-22-1	158	0	69	6	115	1	92	1	-6	0	0	394
N 15	ARMY	57	293	3	58	3	40	0	14	3-6-0	40	0	14	7	127	0	29	2	3	0	3	333
N 22	UTSA	39	115	0	37	11	119	1	47	11-23-1	119	1	47	6	120	0	28	1	3	0	0	234
N 28	at Marshall	36	291	2	48	29	417	7	40	29-46-4	417	7	40	8	121	0	38	1	11	0	11	708
	Totals	547	2756	33	59	239	3266	26	75	239-375-123	266	26	75	77	1577	3	100	14	90	0	28	6022
	WKU	397	1923	19	80	347	4380	44	75	347-515-104	380	44	75	53	1146	1	94	10	80	0	22	6303



2014 POPEYES BAHAMAS BOWL MEDIA GUIDE

@WKUFootball // @WKUSports // @WKUSportsPics



FINAL STATISTICS

THIRD DOWN GAME-BY-GAME

DATE	OPPONENT	SCORE	OVERALL	1ST QTR	2ND QTR	3RD QTR	4TH QTR	OT QTR
A 29	Bowling Green	W 59-31	14-18 77.8%	2-4 50.0%	4-5 80.0%	3-4 75.0%	5-5 100.0%	
S 6	at Illinois	L 34-42	7-16 43.8%	2-6 33.3%	3-5 60.0%	0-2 0.0%	2-3 66.7%	
S 13	at Middle Tenn.	L 47-50	12-21 57.1%	3-6 50.0%	4-4 100.0%	2-4 50.0%	3-5 60.0%	0-2 0.0%
S 27	at Navy	W 36-27	7-15 46.7%	4-6 66.7%	1-4 25.0%	1-3 33.3%	1-2 50.0%	
O 4	UAB	L 39-42	3-10 30.0%	2-2 100.0%	0-1 0.0%	1-4 25.0%	0-3 0.0%	
O 18	at FAU	L 38-45	5-12 41.7%	1-3 33.3%	1-2 50.0%	3-5 60.0%	0-2 0.0%	
O 25	Old Dominion	W 66-51	5-8 62.5%	1-2 50.0%	2-2 100.0%	0-0 0.0%	2-4 50.0%	
N 1	at LA Tech	L 10-59	4-15 26.7%	0-3 0.0%	2-6 33.3%	1-2 50.0%	1-4 25.0%	
N 8	UTEP	W 35-27	6-13 46.2%	2-5 40.0%	2-4 50.0%	1-1 100.0%	1-3 33.3%	
N 15	ARMY	W 52-24	8-14 57.1%	1-2 50.0%	2-4 50.0%	4-5 80.0%	1-3 33.3%	
N 22	UTSA	W 45-7	7-14 50.0%	1-2 50.0%	2-5 40.0%	1-3 33.3%	3-4 75.0%	
N 28	at Marshall	W 67-66	6-12 50.0%	3-4 75.0%	1-2 50.0%	1-3 33.3%	1-3 33.3%	0-0 0.0%
WKU			84-168 50.0%	22-45 48.9%	24-44 54.5%	18-36 50.0%	20-41 48.8%	0-2 0.0%
Opponents			78-165 47.3%	21-44 47.7%	16-43 37.2%	18-33 54.5%	22-42 52.4%	1-3 33.3%

FOURTH DOWN GAME-BY-GAME

DATE	OPPONENT	SCORE	OVERALL	1ST QTR	2ND QTR	3RD QTR	4TH QTR	OT QTR
A 29	Bowling Green	W 59-31	0-0 0.0%	0-0 0.0%	0-0 0.0%	0-0 0.0%	0-0 0.0%	
S 6	at Illinois	L 34-42	1-2 50.0%	0-1 0.0%	1-1 100.0%	0-0 0.0%	0-0 0.0%	
S 13	at Middle Tenn.	L 47-50	0-1 0.0%	0-0 0.0%	0-0 0.0%	0-1 0.0%	0-0 0.0%	0-0 0.0%
S 27	at Navy	W 36-27	0-0 0.0%	0-0 0.0%	0-0 0.0%	0-0 0.0%	0-0 0.0%	
O 4	UAB	L 39-42	1-3 33.3%	0-0 0.0%	0-0 0.0%	0-1 0.0%	1-2 50.0%	
O 18	at FAU	L 38-45	1-2 50.0%	0-1 0.0%	1-1 100.0%	0-0 0.0%	0-0 0.0%	
O 25	Old Dominion	W 66-51	0-0 0.0%	0-0 0.0%	0-0 0.0%	0-0 0.0%	0-0 0.0%	
N 1	at LA Tech	L 10-59	0-1 0.0%	0-0 0.0%	0-0 0.0%	0-0 0.0%	0-1 0.0%	
N 8	UTEP	W 35-27	0-0 0.0%	0-0 0.0%	0-0 0.0%	0-0 0.0%	0-0 0.0%	
N 15	ARMY	W 52-24	1-1 100.0%	0-0 0.0%	0-0 0.0%	0-0 0.0%	1-1 100.0%	
N 22	UTSA	W 45-7	0-1 0.0%	0-1 0.0%	0-0 0.0%	0-0 0.0%	0-0 0.0%	
N 28	at Marshall	W 67-66	0-0 0.0%	0-0 0.0%	0-0 0.0%	0-0 0.0%	0-0 0.0%	0-0 0.0%
WKU			4-11 36.4%	0-3 0.0%	2-2 100.0%	0-2 0.0%	2-4 50.0%	0-0 0.0%
Opponents			14-25 56.0%	4-9 44.4%	3-4 75.0%	1-1 100.0%	5-10 50.0%	1-1 100.0%

TIME OF POSSESSION GAME-BY-GAME

DATE	OPPONENT	SCORE	OVERALL	1ST QTR	2ND QTR	3RD QTR	4TH QTR	OT QTR
A 29	Bowling Green	W 59-31	35:59	8:46	7:40	10:05	9:28	
S 6	at Illinois	L 34-42	24:54	9:26	7:08	3:09	5:11	
S 13	at Middle Tenn.	L 47-50	30:46	11:45	7:02	6:51	5:08	0:00
S 27	at Navy	W 36-27	29:47	8:28	5:23	6:41	9:15	
O 4	UAB	L 39-42	23:40	7:07	6:15	7:39	2:39	
O 18	at FAU	L 38-45	23:34	6:20	6:17	7:52	3:05	
O 25	Old Dominion	W 66-51	27:53	7:46	5:25	5:48	8:54	
N 1	at LA Tech	L 10-59	26:54	7:37	7:55	4:15	7:07	
N 8	UTEP	W 35-27	23:27	6:57	6:42	1:57	7:51	
N 15	ARMY	W 52-24	28:27	4:27	5:41	8:04	10:15	
N 22	UTSA	W 45-7	29:34	5:02	7:17	7:18	9:57	
N 28	at Marshall	W 67-66	33:03	8:42	9:14	8:31	6:36	0:00
WKU Total			337:58	92:23	81:59	78:10	85:26	0:00
Avg.			28:09	7:41	6:49	6:30	7:07	0:00
Opp. Total			382:02	87:37	98:01	101:50	94:34	0:00
Avg.			31:50	7:18	8:10	8:29	7:52	0:00



WKU VS. CENTRAL MICHIGAN

@WKUFootball // @WKUSports // @WKUSportsPics



FINAL STATISTICS

WKU SUPERLATIVES

INDIVIDUAL

Rushes	33	Allen, Leon vs Army (Nov 15, 2014) Allen, Leon at Marshall (Nov 28, 2014)
Yards Rushing	345	Allen, Leon vs Army (Nov 15, 2014)
TD Rushes	3	Wales, Anthony vs UAB (Oct. 4, 2014) Allen, Leon vs Army (Nov 15, 2014)
Long Rush	80	Allen, Leon vs Army (Nov 15, 2014)
Pass attempts	66	Doughty, Brandon at Middle Tenn. (Sep 13, 2014)
Pass completions	46	Doughty, Brandon vs Bowling Green (Aug 29, 2014)
Yards Passing	593	Doughty, Brandon at Middle Tenn. (Sep 13, 2014)
TD Passes	8	Doughty, Brandon at Marshall (Nov 28, 2014)
Long Pass	75	Doughty, Brandon at Marshall (Nov 28, 2014)
Receptions	12	Taylor, Taywan vs Bowling Green (Aug 29, 2014)
Yards Receiving	185	Taylor, Taywan vs Bowling Green (Aug 29, 2014)
TD Receptions	3	Higbee, Tyler at Marshall (Nov 28, 2014)
Long Reception	75	Taylor, Taywan at Marshall (Nov 28, 2014)
Field Goals	4	Schwettman, Garrett at Middle Tenn. (Sep 13, 2014)
Long Field Goal	42	Schwettman, Garrett at FAU (Oct 18, 2014)
Punts	8	Occhipinti, Joseph at LA Tech (Nov 1, 2014)
Punting Avg	53.0	Occhipinti, Joseph vs Bowling Green (Aug 29, 2014)
Long Punt	55	Occhipinti, Joseph vs Bowling Green (Aug 29, 2014)
Punts inside 20	2	Occhipinti, Joseph vs UTEP (Nov 8, 2014) Occhipinti, Joseph at Marshall (Nov 28, 2014)
Long Punt Return	22	Towner, Kylan at FAU (Oct 18, 2014)
Long Kickoff Return	94	Towner, Kylan vs Old Dominion (Oct 25, 2014)
Tackles	15	Randall, Daquall vs UAB (Oct. 4, 2014)
Sacks	2.0	Reeves, Tanner vs Bowling Green (Aug 29, 2014) Rocker, Gavin vs UTSA (Nov 22, 2014)
Tackles For Loss	2.5	Rocker, Gavin vs UTSA (Nov 22, 2014)
Interceptions	3	Leston, Branden at Marshall (Nov 28, 2014)

TEAM

Rushes	45	vs Old Dominion (Oct 25, 2014)
Yards Rushing	383	vs Army (Nov 15, 2014)
Yards Per Rush	9.3	vs Army (Nov 15, 2014)
TD Rushes	4	vs Army (Nov 15, 2014)
Pass attempts	66	at Middle Tenn. (Sep 13, 2014)
Pass completions	46	vs Bowling Green (Aug 29, 2014)
Yards Passing	593	at Middle Tenn. (Sep 13, 2014)
Yards Per Pass	14.3	vs Old Dominion (Oct 25, 2014)
TD Passes	8	at Marshall (Nov 28, 2014)
Total Plays	102	at Middle Tenn. (Sep 13, 2014)
Total Offense	738	at Marshall (Nov 28, 2014)
Yards Per Play	8.6	at Marshall (Nov 28, 2014)
Points	67	at Marshall (Nov 28, 2014)
Sacks By	4	at Navy (Sep 27, 2014)
First Downs	40	vs Bowling Green (Aug 29, 2014)
Penalties	10	at Middle Tenn. (Sep 13, 2014)
Penalty Yards	93	at LA Tech (Nov 1, 2014)
Turnovers	5	at LA Tech (Nov 1, 2014)
Interceptions By	4	at Marshall (Nov 28, 2014)
Punts	8	at LA Tech (Nov 1, 2014)
Punting Avg	53.0	vs Bowling Green (Aug 29, 2014)
Long Punt	55	vs Bowling Green (Aug 29, 2014)
Punts inside 20	2	vs UTEP (Nov 8, 2014) at Marshall (Nov 28, 2014)
Long Punt Return	22	at FAU (Oct 18, 2014)

OPPONENT SUPERLATIVES

INDIVIDUAL

Rushes	34	Howard, Jordan, vs UAB (Oct. 4, 2014)
Yards Rushing	233	Butler, Steward, at MARSHALL (Nov 28, 2014)
TD Rushes	4	Lawry, Ray, vs Old Dominion (Oct 25, 2014)
Long Rush	59	Grammer, Austin, at Middle Tennessee (Sep 13, 2014)
Pass attempts	50	Lunt, Wes, at Illinois (Sep 06, 2014)
Pass completions	35	Lunt, Wes, at Illinois (Sep 06, 2014)
Yards Passing	471	Heincke, Taylor, vs Old Dominion (Oct 25, 2014)
TD Passes	7	Cato, Rakeem, at MARSHALL (Nov 28, 2014)
Long Pass	75	Clements, Cody, vs UAB (Oct. 4, 2014)
Receptions	10	Shuler, Tommy, at MARSHALL (Nov 28, 2014)
Yards Receiving	220	Vaughan, Antonio, vs Old Dominion (Oct 25, 2014)
TD Receptions	3	Taylor, Trent, at Louisiana Tech (Nov 01, 2014)
Long Reception	75	Magee, Josh, vs UAB (Oct. 4, 2014)
Field Goals	3	Clark, Cody, at Middle Tennessee (Sep 13, 2014)
Long Field Goal	52	Tate, Tyler, vs Bowling Green (Aug 29, 2014)
Punts	7	Stern, vs UTSA (Nov 22, 2014)
Punting Avg	52.0	DuVernois, J., at Illinois (Sep 06, 2014)
Long Punt	68	Mattox, Jay, vs UTEP (Nov 08, 2014)
Punts inside 20	4	Stern, vs UTSA (Nov 22, 2014)
Long Punt Return	28	Burbrink, Ryan, vs Bowling Green (Aug 29, 2014)
Long Kickoff Ret.	100	Nelson, JJ, vs UAB (Oct. 4, 2014)
Tackles	18	Sutton, Brian, vs Bowling Green (Aug 29, 2014)
Sacks	2.0	Coley, Trevon, at FAU (Oct 18, 2014)
Tackles For Loss	3.0	Coley, Trevon, at FAU (Oct 18, 2014)
Interceptions	2	Liggins, L., at Louisiana Tech (Nov 01, 2014) Barnes, Adairius, at Louisiana Tech (Nov 01, 2014)

TEAM

Rushes	64	vs UAB (Oct. 4, 2014)
Yards Rushing	412	at Navy (Sep 27, 2014)
Yards Per Rush	8.1	at Marshall (Nov 28, 2014)
TD Rushes	5	at Middle Tennessee (Sep 13, 2014)
Pass attempts	50	at Illinois (Sep 06, 2014)
Pass completions	35	at Illinois (Sep 06, 2014)
Yards Passing	471	vs Old Dominion (Oct 25, 2014)
Yards Per Pass	12.0	vs UAB (Oct. 4, 2014)
TD Passes	7	at Marshall (Nov 28, 2014)
Total Plays	89	at Middle Tennessee (Sep 13, 2014) vs UAB (Oct. 4, 2014) at FAU (Oct 18, 2014)
Total Offense	708	at Marshall (Nov 28, 2014)
Yards Per Play	8.7	vs Old Dominion (Oct 25, 2014)
Points	66	at Marshall (Nov 28, 2014)
Sacks By	4	at FAU (Oct 18, 2014)
First Downs	37	at Marshall (Nov 28, 2014)
Penalties	12	vs UTSA (Nov 22, 2014)
Penalty Yards	124	vs UTSA (Nov 22, 2014)
Turnovers	4	at Marshall (Nov 28, 2014)
Interceptions By	4	at LA Tech (Nov 01, 2014)
Punts	7	vs UTSA (Nov 22, 2014)
Punting Avg	52.0	at Illinois (Sep 06, 2014)
Long Punt	68	vs UTEP (Nov 08, 2014)
Punts inside 20	4	vs UTSA (Nov 22, 2014)
Long Punt Return	28	vs Bowling Green (Aug 29, 2014)



2014 POPEYES BAHAMAS BOWL MEDIA GUIDE

@WKUFootball // @WKUSports // @WKUSportsPics



FINAL STATISTICS

PASSING GAME-BY-GAME

BRANDON DOUGHTY

	A	C	I	PCT	YDS	TD	LG	SK	EFF.
Bowling Green	56	46	0	82.1	569	6	55	1	202.9
Illinois	48	28	1	58.3	297	2	21	2	119.9
Middle Tenn.	66	43	1	65.2	593	4	67	2	157.6
Navy	54	38	1	70.4	387	2	44	0	139.1
UAB	37	25	0	67.6	319	2	39	1	157.8
FAU	44	28	1	63.6	335	3	50	4	145.5
Old Dominion	26	23	0	88.5	371	5	45	1	271.8
LA Tech	35	14	4	40.0	134	1	46	3	58.7
UTEP	34	23	0	67.6	324	3	50	2	176.8
ARMY	25	16	0	64.0	178	3	45	1	163.4
UTSA	35	26	0	74.3	346	5	67	0	204.5
Marshall	50	34	2	68.0	491	8	75	2	195.3
TOTALS	510	344	10	67.5	4344	44	75	19	163.5

TROY JONES

	A	C	I	PCT	YDS	TD	LG	SK	EFF.
LA Tech	4	2	0	50.0	11	0	11	0	73.1

NACARIUS FANT

	A	C	I	PCT	YDS	TD	LG	SK	EFF.
Marshall	1	1	0	100.0	25	0	25	0	310.0

RUSHING GAME-BY-GAME

	No-Yds/TD	BGSU	ILL	MT	NAVY	UAB	FAU	ODU	LT	UTEP	ARMY	UTSA	MAR
Allen, Leon	259-1490/12	27-99/1	24-118/1	30-128/1	17-102/0	9-29/0	12-58/2	32-182/2	14-76/0	14-48/1	33-345/3	14-68/0	33-237/1
Wales, Anthony	68-423/4	8-27/1	1-3/0	3-13/0	14-60/0	14-138/3	7-22/0	7-45/0	4-54/0	DNP	2-33/0	8-28/0	DNP
Jones, Troy	6-35/0	DNP	DNP	DNP	DNP	DNP	DNP	DNP	3-24/0	DNP	-	3-11/0	DNP
Towner, Kylan	6-30/0	2-15/0	1-7/0	1--2/0	DNP	-	1--1/0	-	-	-	-	1-11/0	-
Warr, Darmontre	10-26/0	DNP	-	-	-	-	-	2-5/0	8-21/0	-	-	-	-
Coley, Demetrius	1-2/1	-	-	-	-	-	-	-	-	-	-	1-2/1	-
Brown, Joe	1-1/0	DNP	DNP	-	-	1-1/0	-	-	-	DNP	DNP	-	-
TEAM	8--4/0	-	DNP	DNP	1--1/0	1-0/0	DNP	1-0/0	-	3--2/0	2--1/0	DNP	DNP
Occhipinit, Joseph	1--24/0	-	1--24/0	-	-	-	-	-	-	-	-	-	-
Doughty, Brandon	37--56/2	3--2/0	3--1/0	2--14/0	2-3/1	3-16/0	6--12/0	3--2/0	4--23/0	4--12/0	4-6/1	1-0/0	2--15/0

RECEIVING GAME-BY-GAME

	No-Yds/TD	BGSU	ILL	MT	NAVY	UAB	FAU	ODU	LT	UTEP	ARMY	UTSA	MAR
Taylor, Taywan	44-739/7	12-185/1	3-16/0	2-4/0	6-78/0	3-44/1	4-78/1	4-77/1	2-50/1	1-12/0	-	3-73/1	4-122/1
Dangerfield, Jared	64-738/10	10-92/2	3-31/0	7-107/1	7-74/1	1-6/0	6-39/0	8-95/1	1-15/0	2-53/0	7-73/1	4-36/2	8-117/2
McNeal, Willie	51-511/7	5-70/2	4-39/0	6-31/0	5-42/1	5-49/0	5-56/1	-	2--3/0	5-41/1	3-57/1	7-105/1	4-24/0
Grant, Antwane	39-479/5	3-53/1	4-58/1	6-73/0	6-60/0	5-51/1	4-66/0	4-61/2	4-20/0	3-37/0	DNP	DNP	DNP
Henry, Mitchell	29-442/3	6-77/0	1-20/0	7-128/2	DNP	4-56/0	2-36/1	2-54/0	-	1-1/0	1-18/0	3-34/0	2-18/0
Allen, Leon	46-431/3	6-53/0	6-56/0	4-8/0	6-58/0	1-9/0	1--1/0	2-31/0	2-1/0	8-88/1	2-12/0	3-65/1	5-51/1
Norris, Nicholas	19-338/2	1-6/0	1-11/0	6-174/1	-	3-48/0	1-16/0	1-1/0	1-19/0	-	2-18/1	1-2/0	2-43/0
German, Joel	23-331/3	1-24/0	2-35/0	2-17/0	2-10/0	2-43/0	1-3/0	1-45/1	3-34/0	3-92/1	1-0/0	2-11/0	3-17/1
Higbee, Tyler	4-226/4	-	3-30/1	2-48/0	2-26/0	DNP	DNP	-	-	-	-	1-23/0	6-99/3
Wales, Anthony	14-115/0	2-9/0	-	-	4-39/0	1-13/0	4-42/0	1-7/0	1-9/0	DNP	-	1--4/0	DNP
Gorski, Tim	1-25/0	-	-	-	-	-	-	-	-	-	-	-	1-25/0
Fant, Nacarius	1-3/0	DNP	DNP	1-3/0	DNP	DNP	DNP	DNP	-	-	DNP	DNP	-
Turner, Lonnie	1-1/0	-	-	-	DNP	DNP	DNP	-	-	-	-	1-1/0	-
Towner, Kylan	1-1/0	-	1-1/0	-	DNP	-	-	-	-	-	-	-	-



WKU VS. CENTRAL MICHIGAN

@WKUFootball // @WKUSports \\ @WKUSportsPics



FINAL STATISTICS

WKU INSIDE RED-ZONE GAME-BY-GAME

DATE	OPPONENT	SCORE	TIMES	TIMES	TOTAL	TDS	RUSH	PASS	FGS	-----FAILED TO SCORE INSIDE RZ-----					
			IN RZ	SCORED	PTS		TDS	TDS	MADE	FGA	DOWN	INT	FUMB	HALF	GAME
A 29	Bowling Green	W 59-31	7	7	45	6	2	4	1	0	0	0	0	0	0
S 6	at Illinois	L 34-42	4	4	24	3	1	2	1	0	0	0	0	0	0
S 13	at Middle Tenn.	L 47-50	9	7	33	3	1	2	4	1	1	0	0	0	0
S 27	at Navy	W 36-27	6	5	23	2	1	1	3	0	0	1	0	0	0
O 4	UAB	L 39-42	3	2	14	2	1	1	0	1	0	0	0	0	0
O 18	at FAU	L 38-45	2	2	14	2	2	0	0	0	0	0	0	0	0
O 25	Old Dominion	W 66-51	6	6	38	5	2	3	1	0	0	0	0	0	0
N 1	at LA Tech	L 10-59	1	1	3	0	0	0	1	0	0	0	0	0	0
N 8	UTEP	W 35-27	3	3	21	3	1	2	0	0	0	0	0	0	0
N 15	ARMY	W 52-24	7	6	38	5	3	2	1	0	0	0	0	1	0
N 22	UTSA	W 45-7	4	4	24	3	1	2	1	0	0	0	0	0	0
N 28	at Marshall	W 67-66	8	7	45	6	1	5	1	1	0	0	0	0	0
TOTALS			60	54	322	40	16	24	14	3	1	1	0	1	0
54 of 60 (90.0%)															

OPPONENT INSIDE WKU RED-ZONE GAME-BY-GAME

DATE	OPPONENT	SCORE	TIMES	TIMES	TOTAL	TDS	RUSH	PASS	FGS	-----FAILED TO SCORE INSIDE RZ-----					
			IN RZ	SCORED	PTS		TDS	TDS	MADE	FGA	DOWN	INT	FUMB	HALF	GAME
A 29	Bowling Green	W 59-31	5	3	21	3	3	0	0	1	1	0	0	0	0
S 6	at Illinois	L 34-42	7	4	28	4	2	2	0	1	1	0	1	0	0
S 13	at Middle Tenn.	L 47-50	7	7	37	4	4	0	3	0	0	0	0	0	0
S 27	at Navy	W 36-27	4	3	20	3	3	0	0	1	0	0	0	0	0
O 4	UAB	L 39-42	5	3	21	3	3	0	0	1	0	0	1	0	0
O 18	at FAU	L 38-45	8	6	38	5	3	2	1	1	0	0	0	1	0
O 25	Old Dominion	W 66-51	6	5	34	5	4	1	0	0	0	1	0	0	0
N 1	at LA Tech	L 10-59	7	6	42	6	1	5	0	0	0	0	1	0	0
N 8	UTEP	W 35-27	5	4	20	2	2	0	2	0	0	1	0	0	0
N 15	ARMY	W 52-24	2	1	7	1	1	0	0	1	0	0	0	0	0
N 22	UTSA	W 45-7	0	0	0	0	0	0	0	0	0	0	0	0	0
N 28	at Marshall	W 67-66	5	4	24	3	0	3	1	0	0	1	0	0	0
TOTALS			61	46	292	39	26	13	7	6	2	3	3	1	0
46 OF 61 (75.4%)															



2014 POPEYES BAHAMAS BOWL MEDIA GUIDE

@WKUFootball // @WKUSports // @WKUSportsPics



FINAL STATISTICS

PARTICIPATION

	NAME	GP/GS	BGSU	ILL	MT	NAVY	UAB	FAU	ODU	LT	UTEP	ARMY	UTSA	MAR
33	Allen, Leon	12/10	START	START	START	START	START	XXX	START	XXX	START	START	START	START
78	Bennett, Maurice	11/-	XXX	XXX	XXX	XXX	XXX	XXX	...	XXX	XXX	XXX	XXX	XXX
54	Bertram, Daeshawn	10/-	XXX	...	XXX	XXX	XXX	XXX	XXX	XXX	XXX	XXX	XXX	...
17	Brown, Dejon	12/10	XXX	START	START	START	START	START	START	XXX	START	START	START	START
92	Brown, Ge'Monee	12/3	XXX	XXX	XXX	XXX	XXX	START	XXX	START	START	XXX	XXX	XXX
7	Brown, Joe	8/-	XXX	XXX	XXX	XXX	XXX	XXX	XXX	XXX
28	Brown, Rico	12/3	START	XXX	XXX	XXX	XXX	XXX	START	START	XXX	XXX	XXX	XXX
17	Brown, Stephon	2/-	XXX	XXX
52	Clemmons, Cameron	12/12	START	START	START	START	START	START	START	START	START	START	START	START
22	Coleman, Forrest	9/2	XXX	XXX	XXX	XXX	XXX	START	START	XXX	XXX	...
35	Coley, Demetrius	12/3	XXX	XXX	START	XXX	START	XXX	XXX	XXX	XXX	START	XXX	XXX
21	Dangerfield, Jared	12/12	START	START	START	START	START	START	START	START	START	START	START	START
34	Davis, Drew	12/-	XXX	XXX	XXX	XXX	XXX	XXX	XXX	XXX	XXX	XXX	XXX	XXX
12	Doughty, Brandon	12/12	START	START	START	START	START	START	START	START	START	START	START	START
47	Dowling, Nolan	12/-	XXX	XXX	XXX	XXX	XXX	XXX	XXX	XXX	XXX	XXX	XXX	XXX
6	Duclos, Devante	6/-	XXX	XXX	XXX	XXX	...	XXX	XXX
1	Fant, Nacarius	4/-	XXX	XXX	XXX	XXX
14	Gardner, Juwan	8/-	XXX	XXX	...	XXX	XXX	...	XXX	XXX	XXX	...	XXX	...
6	German, Joel	12/-	XXX	XXX	XXX	XXX	XXX	XXX	XXX	XXX	XXX	XXX	XXX	XXX
93	Glover, DeMarcus	7/3	XXX	...	XXX	START	START	START	XXX	XXX
86	Gorski, Tim	12/3	XXX	XXX	XXX	START	START	START	XXX	XXX	XXX	XXX	XXX	XXX
13	Grant, Antwane	9/5	XXX	XXX	XXX	START	XXX	START	START	START	START
70	Halpin, Max	3/3	START	START	START
80	Henry, Mitchell	11/8	START	START	START	...	XXX	XXX	START	START	START	XXX	START	START
82	Higbee, Tyler	10/3	XXX	XXX	XXX	START	XXX	XXX	XXX	START	START	XXX
10	Holt, Nick	12/12	START	START	START	START	START	START	START	START	START	START	START	START
99	Isaac, D'Von	10/1	XXX	XXX	START	XXX	...	XXX	...	XXX	XXX	XXX	XXX	XXX
30	Iworah, Prince Charles	12/12	START	START	START	START	START	START	START	START	START	START	START	START
4	Iyiegbuniwe, Joel	3/-	XXX	XXX	XXX
29	Johnson, Leverick	11/-	XXX	XXX	XXX	XXX	XXX	XXX	XXX	XXX	XXX	...	XXX	XXX
18	Johnson, Shaquille	11/-	XXX	XXX	XXX	XXX	XXX	XXX	XXX	XXX	...	XXX	XXX	XXX
91	Jones, Trae	4/-	XXX	...	XXX	XXX	...	XXX	...
5	Jones, Troy	3/-	XXX	...	XXX	XXX	...
76	Lamp, Forrest	12/12	START	START	START	START	START	START	START	START	START	START	START	START
53	Leslie, Julian	2/-	XXX	...	XXX
45	Leston, Branden	12/6	XXX	XXX	XXX	XXX	XXX	START	START	XXX	START	START	START	START
79	Manley, Joe	10/-	XXX	XXX	XXX	XXX	XXX	XXX	XXX	XXX	XXX	XXX
10	McNeal, Willie	12/8	START	START	START	XXX	XXX	START	START	START	START	XXX	XXX	START
39	Mugler, Mike	12/-	XXX	XXX	XXX	XXX	XXX	XXX	XXX	XXX	XXX	XXX	XXX	XXX
69	Nord, Matt	12/-	XXX	XXX	XXX	XXX	XXX	XXX	XXX	XXX	XXX	XXX	XXX	XXX
15	Norris, Nicholas	12/-	XXX	XXX	XXX	XXX	XXX	XXX	XXX	XXX	XXX	XXX	XXX	XXX
5K	Ochipinti, Joseph	12/-	XXX	XXX	XXX	XXX	XXX	XXX	XXX	XXX	XXX	XXX	XXX	XXX
58	Overstreet, Derik	8/6	XXX	XXX	START	START	START	START	START	START
24	Patterson, Dalton	10/-	XXX	XXX	XXX	XXX	XXX	XXX	XXX	XXX	XXX	XXX
9	Randall, Daqual	8/3	XXX	START	START	XXX	START	...	XXX	XXX	XXX
51	Ray, Brandon	12/12	START	START	START	START	START	START	START	START	START	START	START	START
59	Reeves, Tanner	9/3	XXX	XXX	XXX	START	START	START	XXX	XXX	XXX
48	Robinson, Kalvin	8/-	XXX	XXX	XXX	XXX	XXX	XXX	XXX	XXX	...
77	Rocker, Donald	12/-	XXX	XXX	XXX	XXX	XXX	XXX	XXX	XXX	XXX	XXX	XXX	XXX
88	Rocker, Gavin	12/12	START	START	START	START	START	START	START	START	START	START	START	START
55	Sayner, Evan	1/-	XXX
56	Schwettman, Garrett	12/-	XXX	XXX	XXX	XXX	XXX	XXX	XXX	XXX	XXX	XXX	XXX	XXX
11	Scott, Devin	11/-	XXX	XXX	XXX	XXX	XXX	XXX	...	XXX	XXX	XXX	XXX	XXX
94	Shorter, Bryan	12/8	START	START	XXX	XXX	XXX	XXX	START	START	START	START	START	START
41	Simmons, DeAndre	5/-	XXX	...	XXX	XXX	XXX	XXX	...
75	Sims, Jimmie	8/-	...	XXX	XXX	XXX	XXX	XXX	...	XXX	XXX	XXX
38	Singh, Ricardo	12/8	START	START	START	START	START	START	START	START	XXX	XXX	XXX	XXX
16	Smith, T.J.	12/3	START	START	START	XXX	XXX	XXX	XXX	XXX	XXX	XXX	XXX	XXX
67	Stark, Derrick	12/12	START	START	START	START	START	START	START	START	START	START	START	START
40	Tanner, Isaac	9/-	XXX	XXX	XXX	XXX	XXX	XXX	XXX	XXX	XXX
2	Taylor, Taywan	12/6	START	START	XXX	XXX	START	XXX	XXX	XXX	XXX	START	START	START
98	Terrell, Devante	12/8	START	START	START	START	START	XXX	XXX	XXX	XXX	START	START	START
5	Terry, Wonderful	11/-	XXX	XXX	XXX	XXX	XXX	XXX	XXX	...	XXX	XXX	XXX	XXX
19	Thomas, Cam	10/10	START	START	START	START	START	START	START	START	START	START
81	Towner, Kylene	11/-	XXX	XXX	XXX	...	XXX	XXX	XXX	XXX	XXX	XXX	XXX	XXX
3	Turner, Lonnie	9/-	XXX	XXX	XXX	XXX	XXX	XXX	XXX	XXX	XXX
25	Vaughn, Blair	1/-	XXX
20	Wales, Anthony	10/2	XXX	XXX	XXX	XXX	XXX	START	XXX	START	...	XXX	XXX	...
8D	Ward, Marcus	12/11	START	START	START	START	START	XXX	START	START	START	START	START	START
26	Warr, Darmontré	11/-	...	XXX	XXX	XXX	XXX	XXX	XXX	XXX	XXX	XXX	XXX	XXX
62	Williams, Darrell	10/9	XXX	START	START	START	START	START	START	START	START	START
31	Williams, Terran	10/8	START	START	START	START	...	XXX	XXX	...	START	START	START	START
57	Young, Derrell	10/-	XXX	XXX	XXX	XXX	XXX	XXX	XXX	XXX	XXX	XXX



HEAD COACH JEFF BROHM

Jeff Brohm, a native Kentuckian and one of the state's most notable football products, is in his first season as the head football coach at Western Kentucky University after spending one season as the Hilltoppers' assistant head coach and offensive coordinator.

An 11-year collegiate coaching veteran with experience in the Big 10, Big East, Conference USA and Sun Belt conferences, Brohm directed a high-flying, high-scoring offensive attack that shattered 18 single-season school records including total offense, individual passing yards and individual rushing yards in his first season as the Hilltoppers' offensive coordinator and quarterbacks coach at WKU in 2013.

He obliterated those marks once he was given the controls to direct his version of the offense.

In 2014, the Hilltoppers completed their transformation from a ground-and-pound, run-first program to one of the nation's premiere passing offenses with their ability to move the ball seemingly at will against opponents.

Over 12 games, Brohm's Hilltoppers have broken or tied 42 total team and individual records, including all but one record the team set in 2013.

In one season under Brohm, WKU has broken the school's single-season and single-game records in total yards (season/game), touchdown passes (season/game), points scored in a season, and a host of others.

The head coach's biggest credit, however, may lie in the right arm of senior quarterback Brandon Doughty, the nation's top passer. In his first season as a starter, Doughty threw 14 touchdowns to 14 interceptions but improved dramatically with Brohm directing the offense.

Doughty's 44 touchdown passes and 4,344 yards are the most in the FBS entering bowl season and he was the first quarterback - of only two nationally - to eclipse 4,000 yards in 2014. Doughty was even more deadly at home where he finished the year without throwing a single interception to 24 touchdowns - the only QB in the country with more than 60 attempts who can make that claim. To put it into perspective, if Doughty had never played a

single road game on the year, he would have still broken WKU's single season touchdown passes record, a record that had stood since 1985 with 22).

The head coach's success is not a one-year wonder. Under his tutelage, 20 players in offenses he coordinated went on to be drafted into the National Football League while four quarterbacks, Stefan LeFors, Brian Brohm, Hunter Cantwell, and Rusty Smith went on to play in the NFL directly out of Brohm's quarterback room.

Brohm's quarterbacks have averaged 3,207 passing yards per season, marks that would rank No. 20 nationally in this season's rankings while they have compiled a career completion percentage of 63-percent, another Top-30 ranking nationally in 2014. Since 2003, Brohm has also been a part of 89 total wins as either an offensive coordinator or quarterbacks coach.

Brohm inherited a program that is in the midst of a highly successful transition into the FBS. The Hilltoppers are one of just 29 programs heading into bowl season that have at least seven wins in four consecutive seasons and one of just eight Group of Five teams to accomplish that feat.

As the assistant head coach and offensive coordinator for the Tops, Brohm's primary pupil, Doughty, broke a 23-year old record for the most passing yards in a season with 2,857 - a mark he shattered in 2014 - while running back Antonio Andrews, now with the Tennessee Titans, broke his own school record, set in 2012, and became just the 11th player in FBS history to rush for 1,700 yards or more in consecutive seasons when he piled up 1,730 rushing yards in 2013.

For his efforts, Andrews was named the Sun Belt Conference Player of the Year and earned four All-American team distinctions. Andrews is also the school's first ever first-round invitee to the Reese's Senior Bowl, the nation's preeminent all-star game for graduating seniors.

Under Brohm's direction in 2013, the Hilltopper offense was No. 2 in the Sun Belt, finishing the regular season just two-tenths of a yard per game away from the top spot, averaging 458.5 yards per game.



THE BROHM FILE

Born: April 24, 1971
Hometown: Louisville, Ky.
College: Louisville '94
Wife: Jennifer
Children: Brady and Brooke

COACHING CAREER

2002: Louisville Fire Head Coach (AF2)
2003-06: Louisville Quarterbacks
2007: Louisville Asst HC/Passing Game
2008: Louisville Asst HC/OC
2009: Florida Atlantic Quarterbacks
2010-11: Illinois Quarterbacks
2012: UAB OC/Quarterbacks
2013: WKU Asst HC/OC
2014: WKU Head Coach

BROHM BY THE NUMBERS ENTERING 2014

3,104 Average passing yards per season by Brohm's quarterbacks

446 Average yards from Brohm coached offenses

225 Touchdowns thrown by Brohm coached quarterbacks

63 Completion percentage of Brohm's quarterbacks

38 Touchdowns thrown by Brohm as quarterback of Louisville (1989-93)

33 Average points per game of Brohm's offenses

20 Offensive players coached by Brohm selected in the NFL Draft

6 Bowl appearances as a coach, including one BCS appearance

1 FBS rank of 2004 Louisville offense that averaged 49 points and 539 yards per game

BROHM'S OFFENSES

	Starting Quarterbacks						Total Offense		
	Cmp.	Att.	Pct.	Yds.	TD.	INT.	YPG	PPG	Pass YPG
Louisville, 2003	219	357	61.3	3,145	17	10	488.8	34.6	260.7
Louisville, 2004	255	355	71.8	3,415	26	5	539.0	49.8	288.6
Louisville, 2005	246	374	65.7	3,523	24	9	482.1	43.4	293.6
Louisville, 2006	244	383	63.8	3,759	21	7	475.3	37.8	290.0
Louisville, 2007	308	473	65.1	4,024	30	12	488.0	35.2	341.9
Louisville, 2008	221	377	58.6	2,493	16	16	376.7	24.7	212.2
FAU, 2009	254	437	58.1	3,287	26	7	432.1	27.4	279.7
Illinois, 2010	155	264	58.7	1,825	17	8	397.1	32.5	151.0
Illinois, 2011	184	291	63.0	2,110	13	8	355.7	22.6	184.0
UAB, 2012	279	477	58.5	3,706	21	13	419.1	28.2	308.8
WKU, 2013	246	374	65.8	2,857	14	14	458.5	30.8	261.7
WKU, 2014	344	510	67.5	4,344	44	10	525.2	44.0	365.0
Totals	2,955	4,672	63.2	38,488	269	119			



BROHM'S COACHING INFLUENCES

RECORD BREAKDOWN

Record	7-5
Conference USA	4-4
Non-Conference	3-1
MAC	1-0
Big Ten	0-1
Independents	2-0
Home	5-1
Away	2-4
Day Games	6-3
Night Games	1-2
TV Games	5-4
CBS SN	3-0
BTN	0-1
Fox Networks	2-1
ASN	0-2
When Scoring First	5-1
When Foe Scores First	2-4
When Leading at Half	5-3
When Trailing at Half	2-1
When Tied at Half	0-1
In Overtime Games	0-1
Scoring	
Less than 20 points	0-1
Scoring 20+ points	7-4
Scoring 30+ points	7-4
Foe Scoring	
Less than 20 points	1-0
Foe Scoring 20+ points	6-5
Foe Scoring 30+ points	3-5
Rushing for	
Less than 100 yards	1-1
More than 100 yards	6-4
More than 200 yards	3-0
More than 300 yards	1-0
Passing for	
Less than 100 yards	0-0
More than 100 yards	7-5
More than 200 yards	6-4
More than 300 yards	6-4
Total Offense	
Less than 300 Yards	0-1
More than 300 Yards	7-4
Allowing	
Less than 100 yards rush	0-0
More than 100 yards rush	7-5
More than 200 yards passing	3-5
More than 300 yards passing	3-3
Less than 300 yards total off	1-0
More than 300 yards total off	6-5
Having a 100-yard rusher	4-3
Foe Has a 100-yard rusher	5-3
Turnovers	
No turnovers	4-1
Three or more	0-2
Forcing no turnovers	2-1
Forcing three or more turnovers	2-3

AS A PLAYER

San Diego Chargers (1994)

Bobby Ross	9-year NFL Head Coach (Chargers, Lions)
Sylvester Croom	Mississippi State HC 2004-08, SEC COY in '07
Jerry Sullivan	21-year WR coach in NFL (currently w/ Jaguars)
Junior Seau (player)	6-time 1st Team All-Pro linebacker

Washington Redskins (1995)

Cam Cameron	9-year NFL OC, Dolphins HC '07, current LSU OC
Norv Turner	15-year NFL Head Coach, 8-year NFL OC
Russ Grimm	18-year NFL coaching veteran, NFL HOF player (2010)

San Francisco 49ers (1995-97)

George Seifert	11-year NFL Head Coach, 2X Super Bowl Champion
Pete Carroll	8-year NFL HC, SB Champion // 2X BCS Champ
Steve Mariucci	9-year NFL Head Coach
Jay Gruden	Current Redskins HC, 3-year NFL Offensive Coordinator
Marty Mornhingweg	12-year NFL Offensive Coordinator
Steve Young	NFL HOF QB, Super Bowl Champion
Jerry Rice	NFL HOF WR, 4X Super Bowl Champ
Terrell Owens	5th in NFL history with 156 career TD (1 from Jeff)
Rod Woodson	NFL HOF Defensive Back

Tampa Bay Buccaneers (1998)

Tony Dungy	13-year NFL Head Coach, Super Bowl Champion
Herman Edwards	8-year NFL Head Coach
Monte Kiffin	16-year NFL Defensive Coordinator
Rod Marinelli	3-year NFL Head Coach
Mike Shula	Alabama Head Coach 03-06, 5-year NFL OC
Lovie Smith	9-year NFL Head Coach (current TB Coach)
Trent Dilfer	Super Bowl Champion QB
Warren Sapp	NFL HOF Defensive Lineman, Super Bowl Champion
Derrick Brooks	NFL HOF Linebacker, Super Bowl Champion

Denver Broncos (1999)

Mike Shanahan	20-year NFL HC, 2X Super Bowl Champion
Gary Kubiak	8-year NFL Head Coach, 11-year NFL OC

Cleveland Browns (2000)

Romeo Crennel	5-year NFL HC, 7-year NFL DC, 3X SB Champ
Tony Sparano	4-year NFL HC

AS A COACH

Louisville (Player 1989-93, Asst. Coach 2003-08)

Howard Schnellenberger	27 year CFB Head Coach, 4X NC
Bobby Petrino	9-year CFB Head Coach, 2 BCS Bowl appearances
Danny Hope	9-year CFB Head Coach (03-07 ECU, 09-12 Purdue)
Paul Petrino	1-year Head Coach at Idaho (current)
Greg Nord	33-year CFB coaching veteran
Mike Cassity	39-year CFB coaching veteran
Ken Delgado	27-year CFB coaching veteran
Mike Summers	33-year CFB coaching veteran
Ron English	5-year CFB Head Coach (EMU 09-13)

Illinois (Quarterbacks Coach 2010-11)

Ron Zook	10-year CFB Head Coach (Florida 02-04, Illinois 05-11)
Dan Disch	10-year CFB Assistant, 3-year Defensive Coordinator



HEAD COACH JEFF BROHM

Known for his development of signal callers, Brohm spent two years at Illinois before making the move to UAB for the 2012 season. In his second year working with Illinois quarterback Nathan Scheelhaase, Brohm guided the sophomore to improved numbers in passing yardage, completion percentage and passing efficiency in 2011. Scheelhaase's 138.0 rating was the fourth-best season mark in Illini history.

"We try to be as CUTTING EDGE as we can. We study ourselves, our opponents, NFL teams, and we do whatever we can to make it FUN AND EXCITING."

Brohm began molding Scheelhaase in 2010 and he quickly showed results, throwing 13 touchdowns and one interception over the last seven games of the season after throwing four touchdowns and seven interceptions in the first six games. Scheelhaase also broke the Illinois records for rushing by a quarterback and by a freshman with 868 yards.

Prior to going to Illinois, Brohm spent the 2009 season as the quarterbacks coach at Florida Atlantic in the Sun Belt Conference, where he was reunited with his college coach, Howard

Schnellenberger. While Brohm was at FAU, the Owls averaged 27.4 points per game, 279.7 yards passing per contest and 432.1 yards of total offense per game.

Brohm served as the quarterbacks coach at Louisville from 2003-06, assistant head coach and passing game coordinator in 2007, and the assistant head coach and offensive coordinator in 2008.

Under Brohm's direction, the Cardinals' passing attack flourished, including a record-breaking season in 2007 with Brohm's younger brother, Brian, as quarterback. Brian Brohm threw for 4,024 yards including 30 touchdowns, on his way to repeating second team All-Big East accolades. Brian finished second in the nation in passing efficiency and completed 68.8 percent of his throws in 2006.

In his first season as an assistant coach at Louisville, Brohm guided quarterback Stefan LeFors to a No. 1 national ranking in passing efficiency and completion percentage, and watched as the southpaw narrowly missed setting NCAA records in both categories.

Brohm began his NFL career in 1994 with the San Diego Chargers, who played in Super Bowl XXIX. He played for the San Francisco 49ers from 1995-97, where he was the backup quarterback to Hall of Famer and ESPN analyst Steve Young in 1997.

From 1998-2000, Brohm played for the Tampa Bay Buccaneers, Denver Broncos and the Cleveland Browns. In 2001, he played in the XFL for the Orlando Rage and was named first team All-XFL as he owned the league's highest QB rating at 99.9.



RECORDS BROKEN IN 2014

- **Total yards, Season - 6,303**
» Previous: 5,502 in 2013
- **Total yards, Game - 738 at Marshall**
» Previous: 660 vs. UCF in 1994
- **Total yards per Game - 525.2**
» Previous: 458.5 in 2013
- **Total plays, Game - 102 at Middle Tennessee**
» Previous: 97 at Eastern Illinois in 1984
- **Points scored, Season - 528**
» Previous: 432 in 2002
- **Points scored per Game - 44.0**
» Previous: 36.0 in 1998
- **Points scored, First Quarter - 151**
» Previous: 117 in 2003
- **Points scored, Second Quarter - 159**
» Previous: 145 in 2000
- **Points scored, First Half - 310**
» Previous: 243 in 2002
- **Touchdowns scored, Season - 69**
» Previous: 62 in 1973
- **1st downs, Season - 321**
» Previous: 287 in 2013
- **1st downs passing, Season - 194**
» Previous: 141 in 2013
- **1st downs, Game - 40 vs. BGSU**
» Previous: 34 at Murray State in 1994
- **1st downs passing, Game - 29 vs. BGSU**
» Previous: 20 at Middle Tenn. in 1985
- **Passing Yards, Season - 4,380**
» Previous: 3,138 in 2013
- **Passing Yards per Game - 365.0**
» Previous: 278.5 in 1985
- **Passing Yards, Game - 593**
» Previous: 494 vs. Akron in 1985
- **Pass Attempts, Season - 515**
» Previous: 506 in 1985
- **Pass Completions, Season - 347**
» Previous: 281 in 1985
- **Pass Completions per Game - 28.9**
» Previous: 25.5 in 1985
- **Pass Completions, Game - 46 vs. BGSU**
» Previous: 43 at Middle Tenn. in 1985
- **Cmp. Pct., Season - 67.4**
» Previous: 65.4 in 2013
- **Cmp. Pct., Game - 88.5 vs. ODU**
» Previous: 80.6 vs. Navy in 2013
- **Touchdown Passes, Season - 44**
» Previous: 29 in 1973
- **Touchdown Passes, Game - 8 at Marshall**
» Previous: 5 at Morehead State in 1952

HEAD COACH JEFF BROHM



Brohm was one of four family members to earn a gridiron letter from Louisville. He wrapped up his four-year collegiate career as one of the most prolific offensive players to wear Louisville's jersey.

As a three-year starter for the Cards, Brohm ranks among the all-time leaders for passing yards, touchdown passes, completions, total offense and completion percentage.

A Louisville native, he was voted the team's MVP in both 1992 and 1993.

Among his most notable victories of as collegiate quarterback was the 18-7 win over Michigan State in the 1993 Liberty Bowl in Memphis. Brohm, playing with two steel pins and one steel plate in the index finger of his throwing hand completed 19-of-29 passes for 197 yards and a touchdown amidst 20-degree temperatures and freezing rain. Entering the fourth quarter, Louisville trailed 7-3 before Brohm connected on a 25-yard touchdown strike to Reggie Ferguson to give Louisville the lead for good. He also helped tack on another insurance touchdown late in the game.

In 1992, Brohm completed 155-of-297 passes for 2,008 yards and nine touchdowns. He followed up his 1992 campaign with 2,626 yards in 1993, completing 185-of-304 passes, including 20 touchdown passes. His 20 touchdown passes in 1993 set a new school mark at the time that held until the record setting 1998 campaign of Chris Redman.

He totaled 5,451 passing yards for his career with 38 touchdown passes. He finished his time in a Cardinal uniform with four games with over 300 yards passing. Brohm also added six touchdown on the ground during his career.

In 2006, his uniform number was honored by the University of Louisville following his prolific career.

In 1989, Brohm was selected in the MLB First Year Player Draft by the Montreal Expos out of high school and later selected by the Cleveland Indians in 1990 during his collegiate days. He spent two seasons in the minor league system, playing for Burlington in 1990 and Watertown in 1991. He saw action in 51 career games, posting 39 hits and four home runs.

Brohm was an elite three-sport athlete during his prep days at Louisville's Trinity High. Brohm excelled in football, baseball and basketball in his time playing at Trinity.

Brohm was named an All-District, All-Region and All-State selection as both a junior and senior. He was also an All-Southern and Dixie Dozen selection

as a senior and was named the Bobby Dodd Back of the Year and the Atlanta Touchdown Club Back of the Year following the 1988 season. He helped lead his 1988 team to an undefeated record and was later named to the "Team of the Decade" by the Louisville Courier-Journal. He finished his prep career with 1,707 yards passing and 20 touchdowns as a senior in addition to 602 yards on the ground on 185 carries with 12 touchdowns. In all, he threw for 3,341 yards in three seasons while rushing for 1,006 yards. He threw 35 touchdowns and ran for an additional 21 scores.

Following his time at Trinity, he became the first player in Trinity history to have their uniform number retired, an honor he held by himself until after the 2003 season when his brother, Brian, had his number retired by the school.

Brohm was also an All-District and All-Region selection in baseball for coach Rich Rostel while serving as the starting point guard for the basketball team on his way to All-District Tournament Team honors for coach Joe Thompson. He led the basketball team in assists and scoring as a senior in 1989. He also excelled off the field as well, serving as class president and finishing 16th in a class of 293 students with a grade point average of 3.90.

Brohm's high school career has been recognized in various Hall of Fames, including the Dawahares/Kentucky High School Athletic Association Hall of Fame and the Trinity High School Hall of Fame.

The Brohm family were also honored in 2013 as the first recipients of the Howard Schnellenberger Family Award for their contributions to Louisville-area Catholic sports. The honor was presented by Louisville Catholic Sports as part of their annual Hall of Fame event on Nov. 14, 2013.

The son of Oscar and Donna Brohm, Jeff is one of the couple's four children. Greg, currently serves as the Director of Football Operations for WKU, while Brian is a former NFL quarterback and currently plays in the CFL. Sister, Kim, was a three-sport star at Louisville's Mercy Academy and later starred in volleyball, basketball and softball at Spalding in Louisville.

The Louisville Catholic Sports Hall of Fame represents the formal recognition of the outstanding contributions of individuals who have excelled in athletics at the highest level and who owe a significant amount of their success to their Catholic education and/or faith.

Brohm received his bachelor's degree in business administration from Louisville in 1994. He and his wife, Jennifer, have a son, Brady, and daughter, Brooke.



ON BRANDON DOUGHTY

DOUGHTY'S UNIQUE JOURNEY

Chad Bishop, Bowling Green Daily News

The following is reprinted with permission and ran prior to WKU's senior day matchup with UTSA, a 45-7 victory for the Hilltoppers.

One of the greatest quarterbacks in Western Kentucky football history will step onto Feix Field for one last time in 2014.

It's an odd way to describe a player who went from a relative unknown, to the face of former WKU coach Bobby Petrino's offense, to nearly quitting the team, to breaking record after record during his senior season as a Hilltopper.

Brandon Doughty doesn't enjoy talking about much of that. He'd rather talk about his faith, and his teammates and the 12 games the Tops have won the last two years with him as the starting quarterback.

"I just want to win as much as I can. And as successful as I've been, I put my teammates first," he said. "I love those guys. Every teammate I've had, I've loved. Those guys do everything for me – offensive line, receivers – if it wasn't for those guys, I don't know where I would be."

He is nearing the end of a remarkable career that few could have seen coming.

Enter Petrino

WKU announced the hiring of Bobby Petrino as head football coach on Dec 10, 2012.

Doughty's mind began to race.

Former coach Willie Taggart left for South Florida, taking an offense that Doughty said required the quarterback to be mostly a game manager. Petrino's offenses had been synonymous with throwing the ball.

When the Tops lost 24-21 in the Little Caesars Pizza Bowl in Detroit in December 2012, an old regime with senior quarterback Kawaun Jakes left, leaving the WKU offense in the hands of Petrino and whoever could step up and be the QB.

"It was different," Doughty said about going into spring practice at the start of 2013. "From coach Taggart being real laid back to coach Petrino being a micromanager, being very particular about things and having a vision of what he wants and if you don't meet it, you're not going to play."

"Me and my girlfriend sat up all night. I had mat drills at 5 a.m. in the morning and I sat up just studying plays and writing on the dry-erase board. She would tell me a play and I would write on the dry-erase board, just to get my mind thinking about college football all the time."

Doughty proved himself that spring and throughout the following summer. When it came time to perform, he did so – at least initially.

Morgan State meltdown

Doughty's debut was one to remember: A win over in-state rival Kentucky where he threw for 271 yards and a touchdown.

It was the last bit of success he would have for awhile.

The Hilltoppers lost the next two weeks at Tennessee and South Alabama and Doughty threw a combined eight interceptions – even if some weren't necessarily his fault. When the team returned to campus Sept. 15, 2013, Doughty was told he'd no longer be the starting quarterback.

"I thought this was it," he remembered. "I thought, 'Man, I worked so hard. Some of those interceptions at Tennessee – even South Alabama, the last play of the game we just tried to throw one up and that's an interception and that goes on my stats. (Wide receiver) Taywan Taylor (at Tennessee) has one hit right in his face and it bounces up (and is intercepted). A couple guys ran the wrong routes ..."

"It was things that were almost out of my hands at the time. I think coach (Jeff) Brohm understood that. Coach Petrino understood that and he was just trying to motivate me and I took it the wrong way."

After "re-evaluating" his options during the week of practice leading up to the Morgan State game, Doughty decided to stick it out and put the uniform back on that Saturday. He came off the bench during a game already well out of hand and completed all seven of the passes he threw.

**"I just WANT TO WIN
as much as I can. And as
successful as I've been,
I put my TEAMMATES
FIRST"**





ON BRANDON DOUGHTY

He started seven of the final eight games of that season, and WKU won six of those, including the final four.

It set the stage for a breakout 2014.

"The kid has just had a remarkable last couple of years. Even going back to last year, behind the scenes, when we knew what he was going through with the previous coach – I can't even imagine," said former WKU quarterback Leo Peckenpaugh. "It makes me appreciate him even more. The in-your-face-type of stuff was very difficult for him and what he had to tolerate."

A new beginning

When Petrino bolted for Louisville in January, Doughty was not relieved, per se, but rather worried. Should the program go a different direction in coaches, that could mean a new offense and the call for a new style of quarterback. Doughty lucked out. Brohm, then the team's offensive coordinator, was hired a few days after Petrino's departure.

"She would tell me a play and I would write on the dry-erase board, just to get my mind thinking about college football all the time."

"We talked a couple times before and after he got it, and in the mix of what was going on, Petrino leaving and (Brohm) coming in," Doughty said. "We talked a couple times and he said, 'Hey man, I want you to be the guy and I think we can do some special things

here.' I think that was awesome for our team. It wasn't just for me – our team morale really increased when coach Brohm was hired."

The results of that development have been, as Peckenpaugh said, eyebrow-raising.

"He's got some arm strength and obviously his big thing is making good decisions," said former WKU quarterback Johnny Vance, who still takes in Hilltoppers' practices a few times a week. "He's not making any bad decisions with the ball for the most part. He runs that offense pretty well."

Doughty is completing 66.8 percent of his passes and has thrown 31 scores – more than Taggart, Jimmy Feix and John Hall threw for their entire careers. Peckenpaugh threw 35 from 1970-73.

"It's so much different now with the advanced defenses and zone blitzes and things like that. I give him credit, his offense is much more complex than what we ran," former WKU quarterback Jeff Cesarone said. "But he does a really good job. He commands that field well. In that offense with him being responsible for most of the yardage, all the pressure is on him and he's responded very well. Got to give him all the credit in the world."

Behind the mask

From Davie, Fla., and North Broward Prep, Doughty came to the Hill in 2010 and wore a red shirt his first season. With the Tops struggling at the outset of the 2011 season, he was put in at the end of a 40-14 loss to Navy and threw for 102 yards on 12 of 21 passing.

The following week Taggart decided to sit Jakes and start his then-redshirt freshman QB. On the third play of a home loss to Indiana State, Doughty scrambled toward the sideline of his own team's bench and tore his ACL. He spent the rest of the year on the bench. The pain in his knee, however, paled in comparison to the pain of losing his grandfather to Amyotrophic lateral sclerosis – or Lou Gehrig's disease – that same year.

As a youth, Doughty's father worked nights while his mother worked during the day. Doughty spent mornings eating breakfast with his grandfather before heading off to school. He also enjoyed summers at his grandfather's camp where he was introduced to religion.

Doughty has a sleeve of tattoos on his left arm, inside of which are tributes to his late grandfather who, he said, was the same as he always was one day, in a wheelchair the next, and gone another.

"He was truly a father figure," Doughty said. "He introduced me to the Lord. My dad wasn't really around much, my mom wasn't around much, so I got to talk with him a lot. He's really important to me, and I was thankful to have him in my life."

And it was his influence that has made Doughty unapologetic for his faith and for his willingness to give thanks and praise in nearly every setting with the media.

"Brandon's my guy," said WKU senior right tackle Cam Clemmons, Doughty's roommate. "I'm proud of the way he handled adversity. When he first got to playing, going through that injury and going through last year and all that adversity he faced – I'm really proud of how well he's done this year. He deserves all the credit he's getting."

Doughty and WKU President Dr. Gary Ransdell





ON BRANDON DOUGHTY

More than numbers

Doughty enters today's game owning WKU single-season records in completions, yards and touchdowns. He owns WKU and Conference USA single-game records for passing yards and ranks second nationally in passing scores and third nationally in passing yards.

When the record book is reprinted in 2015 he'll have pulled ahead in numerous statistical categories of names such as Peckenpaugh, Cesarone, Vance, Justin Haddix, Feix and Taggart.

"Professional," WKU senior wide receiver Willie McNeal said earlier this week. "He's been very professional about it, really showing that he loves the game, taking the time on days like Mondays. I'm pretty sure Brandon's going to be in the locker room right now and he's going to text me later about the things their defense does. He's been very professional about it."

Doughty has 88 completions this season of 15 yards or more, 32 completions of 25 yards or more and 158 times this season he's completed a pass for a first down. His completion percentage on third down with 10 or more yards is 63.3 percent.

He's thrown for more than 300 yards seven times this year and nine times during his career. He's averaging 352.2 yards and almost four touchdowns per game in the team's five home contests.

"If you're successful on offense, it's because you're playing good and you're being efficient with it," said Haddix, now the coach at Corbin High School. "He seems to be pretty efficient with the football and pretty tough-minded to continue to throw and keep his head on straight to bounce back. That shows me toughness right there."

The sports management major who is scheduled to graduate in December is hopeful for a shot at professional football. NFLdraftscout.com ranks Doughty the 46th-best QB in the 2015 class, meaning he would turn out to be a late-round draft pick or an undrafted free agent come spring.

For all he's done to make a name for himself as the quarterback of Western Kentucky, Doughty is back at square one. Back to trying to prove a new set of critics he can get the job done.

"Criticism happens," he said. "I was actually just telling (junior backup quarterback) Nelson Fishback, 'Whatever you do, no matter what you do, if you're playing quarterback, you're never going to be good enough.' I think that's a big thing that you have to put your mind to and say, 'You know what? I could throw for six touchdowns, I could throw for 600 yards and it's still not good enough.'"

"I think that motivates me. I think criticism drives me. I try to stay away from it as much as possible. My dad does it more than I do. He's the one that tells me all about it and I'm like, 'All right dad, whatever.' To me it's just God saying, 'Brandon, you better humble yourself. You're not all that. I can take it away just like that.' I think that's important."





ASSISTANT COACHES

**NICK HOLT**

Defensive Coordinator
Associate Head Coach

2ND SEASON | U. OF PACIFIC '86

- Directing the Hilltopper defense for the second season, coming to The Hill after one season at Arkansas
- Previously served as defensive coordinator at Southern California, where he won a national championship in 2003 with then-head coach Pete Carroll who was on the coaching staff when he was a player at Pacific
- Led the 2013 Hilltopper defense to final regular season defensive rankings of No. 14 total defense and No. 10 pass defense
- USC posted a 34-5 record during his second stint at the school (2006-08) when he served as defensive coordinator
- Has coached numerous NFL draft picks on defense including Andrew Jackson and Jonathan Dowling (WKU), Lofa Tatupu, Sedrick Ellis and Rey Maualuga (USC)
- Son, Nick Holt, is the team's starting middle linebacker and is the 'sixth'. Holt is the fifth
- Wife, Julie, was former women's basketball head coach at Idaho, Nevada, Gonzaga and Pacific
- Grandfather on mother's side was Buster Crabbe, one of the original actors to play Tarzan and Flash Gordon

COACHING CAREER

1986: St. Mary's HS (Defensive Coordinator)
1987: UNLV (Graduate Assistant)
1988-89: UNLV (Linebackers)
1990-93: Idaho (Defensive Line)
1994: Idaho (Defensive Coordinator/Defensive Line)
1995-97: Idaho (Defensive Coordinator/Linebackers)
1998-2000: Louisville (Defensive Line)
2001-03: USC (Linebackers)
2004-05: Idaho (Head Coach)
2006-08: USC (Defensive Coordinator/Defensive Line)
2009-11: Washington (Defensive Coordinator/Asst. HC)
2012: Arkansas (Recruiting Coordinator)
2013: WKU (Defensive Coordinator)
2014: WKU (Associate Head Coach/Defensive Coordinator)

**TYSON HELTON**

Offensive Coordinator
Quarterbacks

1ST SEASON | HOUSTON '99

- Tutored WKU starting quarterback Brandon Doughty to a monster senior season as he leads the nation in passing touchdowns and yards after throwing 14 touchdowns and 14 interceptions as a junior
- Coached eight All-C-USA selections in 2014, including league MVP Brandon Doughty
- WKU has broken 25 team offensive records in Helton's first season as the coordinator
- Connection to Jeff Brohm from their season on staff at UAB. Also served under WKU offensive line coach Neil Callaway from 2007-11 when Callaway was the Blazer's head coach
- Father, Kim Helton, is a former NFL and collegiate coach while brother Clay is the offensive coordinator at USC
- Helped set school records for total offense also at UAB in 2009
- Tutored current WKU quality control coach Bryan Ellis during his playing days at UAB
- Began his coaching career at Hawai'i under head coach June Jones in 2000 as a graduate assistant

COACHING CAREER

2000: Hawai'i (Graduate Assistant)
2001-03: Hawai'i (Special Teams)
2004-06: Memphis (Special Teams/Tight Ends)
2007-11: UAB (Quarterbacks)
2012: UAB (Running Backs)
2013: Cincinnati (Special Teams/Tight Ends)
2014: WKU (Offensive Coordinator/Quarterbacks)

**RICKY BRUMFIELD**

Assistant Coach
Cornerbacks

2ND SEASON | UTAH STATE '99

- Brumfield's pupil, Wonderful Terry, has earned Conference USA Defensive Player of the Week honors twice in 2014
- Also assists with special teams, along with running backs coach Greg Nord
- Primary starter Cam Thomas has accepted an invitation to 2015 East-West Shrine Game and is WKU's highest-rated NFL prospect according to numerous draft websites
- Coached Cam Thomas and Wonderful Terry to All-C-USA honors as well as three special team players
- Helped kicker Garrett Schwettman to a career season for WKU as he owns the school's single-season record for PATs made and could set the record for points in a season with a successful bowl game showing
- Played wide receiver in college at Utah State where he was a four-year letterwinner while former head coach Bobby Petrino was on staff as offensive coordinator (1995-97)
- Has been on summer internship staff as various NFL teams, including a three-year stint from 2007-09 with the Pittsburgh Steelers

COACHING CAREER

2001-03: Union College (Special Teams/Wide Receivers)
2004-10: Fairmont State (Special Teams/Wide Receivers)
2011-12: Nicholls State (Special Teams/Safeties)
2013-14: WKU (Cornerbacks/Special Teams)



ASSISTANT COACHES

**NEIL CALLAWAY**

**Assistant Coach
Offensive Line**

2ND SEASON | ALABAMA '78

- Tutored one of the nation's best offensive lines in consecutive seasons, combining to help set over 40 team and individual records in 2013 and 2014
- Entered the season with one of the nation's youngest lines after losing three seniors to graduation
- Placed three of five starting OL on the All-C-USA lists in Clemmons, Lamp and Ray
- Saw sophomore starter Max Halpin go down with injury four games into the season and shifted senior Derrick Stark into the role seamlessly
- Callaway's line has allowed QB Brandon Doughty to be sacked just 19 times in 510 passing attempts, a mark which ranks No. 28 nationally (1.58 per game)
- Has allowed Doughty to be sacked two or fewer times in 10 of 12 games this season
- In his two seasons, Callaway's line has powered the offense for the best single-season rusher (Antonio Andrews, 2013) and single-season passer (Brandon Doughty, 2013 and 2014) in program history
- Played for Bear Bryant at Alabama and spent time with Pat Dye at Auburn

COACHING CAREER

1978-79: East Carolina (Assistant)
1980: Wyoming (Graduate Assistant)
1981-92: Auburn (Offensive Line)
1993-96: Houston (Offensive Coordinator)
1997-2000: Alabama (Offensive Coordinator/Offensive Line)
2001-06: Georgia (Offensive Coordinator)
2007-11: UAB (Head Coach)
2013-14: WKU (Offensive Line)

**MIKE CASSITY**

**Assistant Coach
Secondary**

2ND SEASON | KENTUCKY '76

- Enters second season as the secondary coach, primarily working with the safeties
- Seven of WKU's 12 interceptions this season have come from Cassity's position group, including a team-high four from sophomore Branden Leston
- Has coached at all three FBS schools in Kentucky
- Served as the defensive coordinator at Louisville from 2004-07 and helped the team to a 2007 Orange Bowl victory
- Participated in both football and wrestling as a student-athlete at Kentucky (1971-74)
- Coached former safety Jonathan Dowling in 2013 prior to the Oakland Raiders selecting the early-entrant in the 2014 NFL Draft's seventh round
- The 2013 Hilltopper secondary led the Sun Belt Conference in interceptions with 14 including two of the top four individual performances of the season
- Won a Big Ten championship with Illinois in 2001
- *Cassity's complete coaching career can be found in the 2014 WKU Football Media Guide*

COACHING CAREER

1983: WKU (Defensive Coordinator)
1984-88: WKU (Defensive Backs)
1992-93: Georgia Tech (Defensive Coordinator/DBs)
1994: Cincinnati (Defensive Coordinator/DBs)
1995-96: Wisconsin (Defensive Backs)
1997-98: Baylor (Defensive Coordinator/Defensive Backs)
1999: Oklahoma State (Co-Defensive Coordinator)
2000: Oklahoma State (Defensive Coordinator/DBs)
2001-03: Illinois (Defensive Coordinator/Cornerbacks)
2004-07: Louisville (Defensive Coordinator/Safeties)
2009-11: Marshall (Defensive Backs)
2012: Kentucky (Defensive Backs)
2013-14: WKU (Secondary)

**KEN DELGADO**

**Assistant Coach
Defensive Ends**

1ST SEASON | SAN JOSE STATE '84

- Has overseen the develop of one of the league's youngest defensive end groups
- Only senior contributor in the group is T.J. Smith
- Derik Overstreet, an C-USA All-Freshman team performer, is one of C-USA's only true freshman defensive lineman to start more than one game in 2014
- Junior end Gavin Rocker is enjoying a career season under Delgado's guidance, tallying 39 tackles, six TFL and 4.5 sacks in 2014
- Has staff connections through his time at Louisville from 2008-09
- Coached current Green Bay Packers linebacker Andy Mulumba during his time at Eastern Michigan and also coached NFL players Tully Banta-Cain, Ryan Riddle, and Brandon Mebane while at Cal and Luther Ellis at Utah
- While at San Diego State, Delgado developed All-Pros Kabee Gbaja-Biamila and La'Roi Glover
- Coached former Hilltopper defensive ends coach L.D. Scott during his playing days at Louisville

COACHING CAREER

1986-87: San Jose State (Graduate Assistant)
1988-92: San Jose State (Defensive Line)
1993: Utah (Defensive Line)
1994-99: San Diego State (Defensive Line)
2000-01: San Diego State (Defensive Coordinator/DL)
2002-07: California (Defensive Line)
2008-09: Louisville (Defensive Line)
2010-13: Eastern Michigan (Defensive Line)
2014: WKU (Defensive Ends)



ASSISTANT COACHES

**DON DUNN**

**Assistant Coach
Defensive Tackles**

2ND SEASON | EAST TENNESSEE '76

- Dunn has overseen a developing line during his two seasons at WKU and did not return a single senior starter in his first season (2013)
- Lost both primary defensive tackles to injury in 2013 (Terrell/Shorter)
- Tackles Ge'Monee Brown and Bryan Shorter have combined for 15.5 tackles for loss on the season
- Brown leads the team with eight TFL while Shorter's 5.5 sacks are a team high and over a third of Brown's total tackles (21) are behind the line of scrimmage
- Also serves as WKU's recruiting coordinator and has spent time at Texas Tech, Auburn, Ole Miss and Nevada
- One of the staff's most experienced collegiate coaches, holding over 38 years of coaching experience at various levels

COACHING CAREER

1976: David Crockett HS (Assistant)
1977-79: Holston HS (Assistant)
1980-82: Lees-McRae Junior College (Assistant)
1983-84: Tennessee (Graduate Assistant)
1985-89: Montana State (Defensive Line)
1990-91: Pacific (Defensive Line)
1992-93: Pacific (Asst. HC, Co-Defensive Coordinator)
1994: Nevada (Co-Defensive Coordinator, DL)
1995-98: Mississippi (Defensive Tackles)
1999-2008: Auburn (Defensive Tackles)
2009-12: Texas Tech (Director of HS Relations)
2013-14: WKU (Defensive Tackles)

**GREG NORD**

**Assistant Coach
Running Backs**

1ST SEASON | KENTUCKY '80

- Helped mentor junior Leon Allen, a first-year starter, to the seventh-most rushing yards in WKU single-season history and to within 10 yards of the program's fifth-consecutive 1,500 yard running back, a would-be NCAA FBS record
- Allen set a school and conference record with 345 rushing yards against Army and held, for a brief period, the best rushing performance in the FBS in 2014
- Came to WKU after a two-year stint at his alma mater, Kentucky, and has spent nearly his entire coaching career in the Bluegrass State, with stops also at Louisville
- Nord's nephew, Matt Nord, is a reserve right tackle for the Hilltoppers
- Tutored Michael Bush during his time at Louisville and former Hilltopper - current Louisville - running back coach Kolby Smith
- Lettered for three seasons at Kentucky, playing center and tight end
- Also leads the special teams for the Hilltoppers and has helped Garrett Schwettman to single-season records for PATs while also closing in on the single-season scoring record

COACHING CAREER

1979-80: Kentucky (Graduate Assistant)
1981: Kentucky (Assistant Coach)
1982-89: Kentucky (Running Backs)
1990-91: East Carolina (Running Backs)
1992-94: Georgia Tech (Running Backs)
1995-97: Louisville (Running Backs)
1998-2002: Louisville (Tight Ends)
2003-06: Louisville (Asst HC/RBs/Tight Ends)
2007-08: Louisville (Tight Ends)
2009: Louisville (Running Backs)
2010: Illinois (Tight Ends)
2011-12: Kentucky (Tight Ends/Special Teams)
2014: WKU (Special Teams/Running Backs)

**JAMARCUS SHEPHARD**

**Assistant Coach
Wide Receivers**

4TH SEASON | DEPAUW '05

- Promoted to full-time assistant after spending three seasons on the WKU staff as a graduate assistant or in quality control
- Has mentored perhaps the greatest corps of wide receivers in WKU history, shattering single-season records for passing yards
- Receivers Willie McNeal (Career Receptions) and Jared Dangerfield (Season Receptions and Touchdowns) are nearing program record marks entering the bowl game
- Coached a pair of wideouts, Taylor and Dangerfield, to All-C-USA honors
- WKU receivers account for over a third of their yards after the catch
- Assisted with the wide receivers last season when they also broke the single-season record for passing yards
- Participated in the 2005 Hula Bowl as a student-athlete at DePauw, one of just two Division 3 participants in the game that season
- Has spent time as a teaching assistant on The Hill as well as with the NCAA in the Education Services division. Also worked at the National Center for Drug Free Sport in Kansas City

COACHING CAREER

2005: Northrop HS (Wide Receivers)
2006: Broad Ripple HS (Wide Receivers/Defensive Backs)
2007: DePauw (Asst. Track Coach - Long Jumpers/Sprinters)
2011: WKU (Defense Volunteer Assistant)
2012: WKU (Defensive Quality Control)
2013: WKU (Offensive Quality Control)
2014: WKU (Wide Receivers)



PLAYER PROFILES

**33****Leon Allen****RB • 6-0 • 235 • Jr.****Bradenton, Fla. (Manatee)**

2014 All-Conference USA Second Team
Conference USA Offensive Player of the Week (12)
ESPN Helmet Sticker (12)
Capital One Impact Performer (12)
Doak Walker Award Watch List
Preseason All-Conference USA: Phil Steele

- Led Conference USA and ranked fourth nationally with 1,921 scrimmage yards in regular season
- Set C-USA and WKU record with 345 rushing yards vs. Army. His total was the 16th highest single-game rushing output in FBS history
- Finished regular season ranked third in C-USA and 12th nationally with 1,490 rushing yards
- Joined Bosie State's Jay Ajayi as only two players in FBS with 1,400 rushing yards and 400 receiving yards in regular season
- Tallied six 100-yard performances in 2014 and had a pair of 200-yard performances, including a 237-yard effort in win at No. 19/24 Marshall
- 914 scrimmage yards (698 rushing) and 8 TDs during current four-game winning streak
- Has generated 2,793 yards from scrimmage on 456 career touches, an average of 6.1 yards per touch

ALLEN'S SEASON GAME-BY-GAME

2014	RUSH	YARDS	TD	LG.
Bowling Green	27	99	1	17
at Illinois	24	118	1	28
at Middle Tennessee	30	128	1	15
at Navy	17	102	0	24
UAB	9	29	0	13
at FAU	12	58	2	19
Old Dominion	32	182	2	19
at LA Tech	14	76	0	19
UTEP	14	48	1	21
Army	33	345	3	80
UTSA	14	68	0	28
at Marshall	33	237	1	36
TOTALS	259	1490	12	80

**78****Maurice Bennett****DL • 6-2 • 300 • Jr.****Madison, Miss. (East Mississippi CC)**

- Appeared in 11 of 12 games for the Hilltoppers, primarily as a protector on field goal and extra-point units
- Converted from offensive line to defensive line midway through the season
- Played in all 12 games in 2013 as a reserve guard and fixture on special teams protection units

**54****Daeshawn Bertram****LB • 6-0 • 220 • r-Fr.****Louisville, Ky. (Trinity)**

- Key reserve at middle linebacker and a special teams ace
- Has posted 13 tackles, a sack, forced a fumble and intercepted a pass in first season of action
- Had a six-yard sack in win over Army and forced a fumble in win over UTSA
- Intercepted LA Tech quarterback Cody Sokol on Nov. 1

**17****Dejon Brown****LB • 6-3 • 235 • Jr.****Beaumont, Calif. (Mt. San Jacinto CC)**

- Ranks second on the team with 71 tackles, including 6.5 for loss, in first season on The Hill
- Tallied at least five tackles in 10-straight games after not recording a tackle in the first two games of the season
- Racked up 10 tackles, two tackles for loss and a sack in win at Navy
- Tallied a career high 11 tackles against UAB
- Started 10 of 12 games at linebacker for WKU
- Highly coveted JUCO signee out of Mt. San Jacinto CC where he was ranked as No. 4 OLB recruit

BROWN'S SEASON GAME-BY-GAME

2014	U-A-T	TFL	SACK	INT	FF-FR
Bowling Green	0-0-0	0	0	-	0-0
at Illinois	0-0-0	0	0	-	0-0
at Middle Tennessee	7-0-7	0	0	-	0-0
at Navy	7-3-10	2.0-5	1.0-4	-	0-0
UAB	7-4-11	0	0	-	0-0
at FAU	3-5-8	0.5-1	0	-	1-0
Old Dominion	5-0-5	0	0	-	0-0
at LA Tech	3-2-5	0.5-2	0	-	0-0
UTEP	4-1-5	0	0	-	0-0
Army	6-3-9	1.0-4	1.0-4	-	0-0
UTSA	5-0-5	2.0-4	0	-	0-0
at Marshall	2-4-6	0.5-1	0	-	0-0
TOTALS	49-22-71	6.5-17	2.0-8	-	1-0



PLAYER PROFILES

**92****Ge'Monee Brown****DL • 6-2 • 305 • Jr.****Petal, Miss. (Pearl River CC)**

- Gap-plugging run stopper that leads WKU with eight tackles for loss in his first season
- Totaled 21 tackles, eight tackles for loss and forced a fumble during the regular season
- Recorded a career high four tackles against UAB
- Had two tackles for loss in wins over Old Dominion and Army
- Forced a fumble to set up WKU's first score in a comeback victory at Navy
- Played in all 12 games and made at least two tackles on seven occasions

BROWN'S SEASON GAME-BY-GAME

2014	U-A-T	TFL	SACK	INT	FF-FR
Bowling Green	3-0-3	0	0	-	0-0
at Illinois	1-2-3	1.0-1	0	-	0-0
at Middle Tennessee	1-0-1	0	0	-	0-0
at Navy	2-0-2	0	0	-	1-0
UAB	3-1-4	1.0-3	0	-	0-0
at FAU	0-0-0	0	0	-	0-0
Old Dominion	2-0-2	2.0-2	0	-	0-0
at LA Tech	3-0-3	1.0-1	0	-	0-0
UTEP	1-0-1	1.0-1	0	-	0-0
Army	2-0-2	2.0-3	0	-	0-0
UTSA	0-0-0	0	0	-	0-0
at Marshall	0-0-0	0	0	-	0-0
TOTALS	18-3-21	8.0-11	0	-	1-0

**7****Joe Brown****RB • 5-10 • 180 • Fr.****Louisville, Ky. (Butler)**

- Appeared in 8 games as a true freshman, primarily on special teams as a returner and gunner
- Four tackles on kick return coverage unit this season

**28****Rico Brown****DB • 5-11 • 185 • r-Sr.****Berea, Ky. (Madison Southern)**

- 28 tackles as a reserve nickelback and special teams gunner
- Has made at least one tackle in every 11 of 12 games this season, including a career high 10 vs. UAB
- Tallied 29 tackles as nickelback during 2013 junior season
- Converted from WR to DB following 2012 season
- Had 70-yard reception on WKU's first offensive play of Little Caesars Pizza Bowl in 2012

**17****Stephon Brown****WR • 5-8 • 184 • r-So.****Atlanta, Ga. (Henry Country)**

- Has appeared in two games for the Hilltopper special teams units in 2014
- Redshirted in 2013 after seeing action in two games as a freshman in 2013

**52****Cameron Clemmons****OL • 6-6 • 305 • r-Sr.****Mt. Juliet, Tenn. (Wilson Central)**

2014 All-Conference USA Second Team
East-West Shrine Game Participant
Senior CLASS Award Candidate
Senior Bowl Watch List
NFLPA Collegiate Bowl Invitee
Preseason All-Conference USA: Phil Steele, Athlon Sports

- WKU's active leader in career starts (43) who will make 31st-straight start in bowl game
- Sealed right side for WKU's top two rushers and top two passers in school history
- Paved way for 2014 offense that has established 25 team records
- Shown versatility throughout career, making 19 career starts at right tackle, 14 at left tackle and nine at right guard



PLAYER PROFILES

**22****Forrest Coleman****DB • 6-2 • 185 • Jr.****Stockton, Calif. (San Joaquin CC)**

- Appeared in 9 of 12 regular season games, primarily as a reserve corner and special teams contributor
- Started at LA Tech and vs. UTEP while senior DB Cam Thomas recovered from injury
- Posted a career high seven tackles against C-USA West Division Champion LA Tech

COLEMAN'S SEASON GAME-BY-GAME

2014	U-A-T	TFL	SACK	INT	FF-FR
at Middle Tennessee	0-0-0	0	0	-	0-0
at Navy	0-0-0	0	0	-	0-0
UAB	0-0-0	0	0	-	0-0
at FAU	0-0-0	0	0	-	0-0
Old Dominion	1-0-1	0	0	-	0-0
at LA Tech	5-2-7	0	0	-	0-0
UTEP	2-0-2	0	0	-	0-0
Army	0-0-0	0	0	-	0-0
UTSA	0-0-0	0	0	-	0-0
TOTALS	8-2-10	0	0	-	0-0

**35****Demetrius Coley****RB • 6-2 • 254 • r-Sr.****Bay Minette, Ala. (Baldwin County)**

- Appeared in 24-straight games as a fullback and special teams contributor
- Scored first-career rushing TD to cap 45-7 Senior Day win over UTSA
- Has helped pave way for three of the top individual rushing seasons in program history (2012-14)
- Played tight end as a freshman in 2010, catching 10 passes for 144 yards and a TD

**21****Jared Dangerfield****WR • 6-3 • 200 • r-Jr.****West Palm Beach, Fla. (Fort Scott CC)****2014 All-Conference USA Second Team**

- Ranks second in C-USA with 10 TD catches this season
- Leads WKU with 64 catches and 10 TDs while ranking second with 738 yards
- Needs three catches in bowl game to establish a new WKU single-season record
- One TD shy of tying and two away from breaking WKU single-season record for receiving TDs
- One of 17 FBS wideouts to catch 10+ TDs in 2014 regular season
- Had at least seven catches, 70 yards and a TD in six of 12 games
- Scored multiple touchdowns in wins over Bowling Green, UTSA and No. 19/24 Marshall
- Posted five catches for 82 yards and 2 TDs in second half/OT at No. 19/24 Marshall, including 25-yard TD catch in OT to set up game-winning 2-point conversion
- Racked up a career high 117 yards in win at Marshall, including 35 and 25-yard TD catches
- Made his Hilltopper debut with 10 catches for 92 yards and a pair of scores in win over Bowling Green

DANGERFIELD'S SEASON GAME-BY-GAME

2014	REC.	YDS	TD	LG.
Bowling Green	10	92	2	16
at Illinois	3	31	0	17
at Middle Tennessee	7	107	1	37
at Navy	7	74	1	31
UAB	1	6	0	6
at FAU	6	39	0	10
Old Dominion	8	95	1	23
at LA Tech	1	15	0	15
UTEP	2	53	0	39
Army	7	73	1	27
UTSA	4	36	2	16
at Marshall	8	117	2	35
TOTALS	64	738	10	39

**34****Drew Davis****LB • 6-1 • 215 • So.****Madison, Ala. (Bob Jones)**

- Tallied 18 tackles as special teams ace and reserve linebacker in 2014
- Had a career game in win over No. 19/24 Marshall, racking up five tackles, an eight-yard sack and forcing a fumble
- Made at least one tackle in eight of 12 games this season after having just one tackle total as a rookie in 2013



PLAYER PROFILES



12

Brandon Doughty

QB • 6-3 • 210 • r-Sr.

Davie, Fla. (North Broward)

2014 Conference USA Most Valuable Player**2014 All-Conference USA Second Team****2014 Sammy Baugh Award Winner****Manning Award Star of the Week – Four times****Conference USA Offensive Player of the Week – Four times****CFPA National QB of the Week – Twice****Senior Bowl Offensive Player of the Week (1)****Midseason First Team All-Conference USA – Phil Steele**

- Leads FBS with 44 TD passes and 4,344 yards in 2014
- Set FBS record for TD passes in a road game with eight at No. 19/24 Marshall
- One of eight quarterbacks in FBS history to throw 8 TDs in a single game and one of three to do it against a nationally ranked team
- Nine 300-yard games, eight 3+ TD games, five 4+TD games, four 5+TD games
- Finished regular season as one of three FBS quarterbacks with 30 more TD passes than INTs
- In four-game winning streak to close regular season, Doughty has thrown for 1,339 yards and 19 TDs with just two INT
- WKU's career leader with 58 TD passes and 66.4 completions percentage
- His 44 TDs in 2014 are tied for 16th most in single-season FBS history and his 4,344 yards rank 35th
- Set C-USA single-game record with 593 passing yards at Middle Tennessee
- Connected on 34-of-50 passes for 491 yards and 8 touchdowns in win over previously undefeated No.19/24 Marshall
- Opened record setting campaign by completing 46-of-56 passes for 569 yards and 6 TDs in win vs. BG
- Had two more TD passes (5) than incompletions (3) while adding 371 yards in win over Old Dominion
- Has established 14 single-game and single-season WKU records in 2014
- Owns two of the top six individual passing (yards) performances this season
- Orchestrator of offense that has set 25 team season records this season
- Ranks Top 10 nationally in nine different categories
- Generated offense that has churned out over 700 yards in three different games in 2014

DOUGHTY'S SEASON GAME-BY-GAME

2014	C-A-I	YDS	TD	LG
Bowling Green	46-56-0	569	6	55
Illinois	28-48-1	297	2	21
Middle Tennessee	43-66-1	593	4	67
Navy	38-54-1	387	2	44
UAB	25-37-0	319	2	39
FAU	28-44-1	335	3	50
Old Dominion	23-26-0	371	5	45
LA Tech	14-35-4	134	1	46
UTEP	23-34-0	324	3	50
Army	16-25-0	178	3	45
UTSA	26-35-0	346	5	67
Marshall	34-50-2	491	8	75
TOTALS	344-510-10	4344	44	75
CAREER TOTALS	604-909-25	7314	58	75



47

Nolan Dowling

LS • 6-3 • 206 • r-So.

Belleville, Ill. (Belleville East)

2014 All-Conference USA Honorable Mention

- Executed 131 error free snaps for field goals, punts and extra points in 2014
- In 85 extra-point and field goal opportunities this year, WKU has successfully converted 80 times due to clean snaps
- Recorded 110 clean snaps for field goals, punts and extra points in 2013




6

Devante Duclos

LB • 6-1 • 240 • So.

Miami, Fla. (Miami Central)

- Has appeared in 19 games since arriving at WKU, primarily as a special teams contributor and goal line defensive packages
- Posted a career high three tackles at Illinois and has five tackles overall in 2014
- Totaled 11 tackles in two seasons



1

Nacarius Fant

WR • 5-9 • 170 • Fr.

Bowling Green, Ky. (Bowling Green)

- Made collegiate debut at Middle Tennessee and hauled in a three-yard catch
- Completed a 25-yard wide receiver reverse pass at No.19/24 Marshall to set up a touchdown
- Kentucky Mr. Football in 2013 at Bowling Green High School, where he tallied 83 receptions for 1,701 yards and 25 touchdowns as a senior



PLAYER PROFILES



9

Nelson Fishback

QB • 6-2 • 215 • Jr.

Oroville, Calif. (Butte CC)

- Redshirted in 2014 but played in five games during 2013 season
- Made first-career start in homecoming game vs. Troy on Oct. 26, 2013
- Threw a touchdown pass in WKU's 2013 win at Georgia State



14

Juwan Gardner

DB • 6-1 • 200 • So.

Louisville, Ky. (DuPont Manual)

CFPA Honorable Mention National Defensive Back of the Week (9)

- Has appeared in eight games during his first season of action on the Hill, primarily as a reserve defensive back and special teams gunner
- Intercepted Old Dominion quarterback Taylor Heinicke and raced 96 yards for the longest defensive touchdown in WKU history to preserve win in fourth quarter
- Made his Hilltopper debut in the season opener against Bowling Green and posted a career high two tackles

GARDNER'S SEASON GAME-BY-GAME

2014	U-A-T	TFL	SACK	INT	FF-FR
Bowling Green	2-0-2	0	0	-	0-0
at Illinois	0-0-0	0	0	-	0-0
at Navy	0-1-1	0	0	-	0-0
UAB	0-0-0	0	0	-	0-0
Old Dominion	1-0-1	0	0	1-96	0-0
at LA Tech	0-0-0	0	0	-	0-0
UTEP	0-0-0	0	0	-	0-0
UTSA	0-0-0	0	0	-	0-0
TOTALS	3-1-4	0	0	1-96	0-0



6

Joel German

WR • 6-0 • 185 • r-Sr.

Fort Myers, Fla. (Dunbar)

- Reliable piece of receiver rotation that has tallied 331 yards and scored a career best 3 touchdowns as a redshirt senior
- Racked up a career high 93 receiving yards, including a 50-yard TD catch, in win over UTEP
- Found the end zone from nine yards out in WKU's win at No.19/24 Marshall
- Scored on a 45-yard grab in win over Old Dominion
- Big-play threat that has 11 career receptions of over 20 yards
- Had a career high seven catches for 87 yards in a 19-7 win over Navy in 2013

GERMAN'S SEASON GAME-BY-GAME

2014	REC.	YDS	TD	LG.
Bowling Green	1	24	0	24
at Illinois	2	35	0	21
at Middle Tennessee	2	17	0	9
at Navy	2	10	0	8
UAB	2	43	0	39
at FAU	1	3	0	3
Old Dominion	1	45	1	45
at LA Tech	3	34	0	23
UTEP	3	92	1	50
Army	1	0	0	0
UTSA	2	11	0	10
at Marshall	3	17	1	9
TOTALS	23	331	3	50
CAREER TOTALS	57	757	3	50



93

DeMarcus Glover

DL • 6-4 • 270 • So.

Pensacola, Fla. (Pine Forest)

- Started three games and appeared in seven overall as a true sophomore in 2014
- Posted a pair of tackles in starts against UAB and FAU
- Appeared in seven games, including one start, as a true freshman in 2013 and made five tackles
- In his first career start at South Alabama in 2013, tallied a career best three tackles



PLAYER PROFILES

**86****Tim Gorski****TE • 6-7 • 253 • r-Jr.
Chicago, Ill. (St. Rita)**

- Has played in 37-straight games for the Hilltoppers and made eight starts over the past two seasons
- Hauled in a 25-yard catch to set up a TD in WKU's win at No. 19/24 Marshall
- Seven of Gorski's 19 career receptions have gone for 15 yards or longer
- Primary blocking tight end who made three starts in middle of the season due to injuries
- Tallied 14 catches for 137 yards and caught a touchdown in last five games of 2013
- Scored first-career TD on first-career catch in 2012 opener against Austin Peay

**13****Antwane Grant****WR • 6-1 • 195 • Jr.
Wilmington, Del. (Nassau CC)**


- Racked up 50 receiving yards in seven of nine games before suffering ankle injury against UTEP
- Caught at least three passes in every game played, including a career best six receptions at Middle Tennessee and Navy
- Had first career multi-TD game in win against Old Dominion, where he finished with 61 yards and 2 TDs
- Made Hilltopper debut with three catches for 53 yards and a TD against Bowling Green
- Ranks 10th in Conference USA with 4.3 receptions per game
- One of five Hilltopper receivers with 30+ catches in 2014

GRANT'S SEASON GAME-BY-GAME

2014	REC.	YDS	TD	LG.
Bowling Green	3	53	1	34
Illinois	4	58	1	20
Middle Tennessee	6	73	0	26
Navy	6	60	0	15
UAB	5	51	1	24
FAU	4	66	0	28
Old Dominion	4	61	2	31
LA Tech	4	20	0	11
UTEP	3	37	0	29
TOTALS	39	479	5	34

**70****Max Halpin****OL • 6-3 • 295 • r-So.
Fort Mitchell, Ky. (Covington Catholic)**

- Started first three games of the season at center before having season-ending surgery
- Helped engineer a pair of 700-yard offensive efforts before going down with injury in 2014
- Took over starting center role early in 2013 and WKU went 7-1 with Halpin in the lineup

**81****Mitchell Henry****TE • 6-4 • 245 • Sr.
Elizabethtown, Ky. (Elizabethtown)****2014 All-Conference USA Honorable Mention****John Mackey Award Midseason Watch List****John Mackey Tight End of the Week (3)****CFPA National Tight End Performer of the Week (3)****Midseason All-Conference USA: Phil Steele****Preseason All-Conference USA: Phil Steele, Athlon Sports**


- Primary tight end that has established career highs in catches, yards and TDs as a senior
- Had career day vs. rival Middle Tennessee, hauling in seven catches for 128 yards and 2 touchdowns on his way to John Mackey Tight End of the Week honors earlier this season
- Ranks second on the team with eight catches of 20+ yards in 2014
- Second WKU tight end in FBS era to eclipse 1,000 career receiving yards
- Started his senior year with six catches for 77 yards in win over Bowling Green
- Caught first career TD in a homecoming win over Louisiana-Lafayette as a freshman in 2011
- Hauled in four catches for 42 yards and 2 TDs in second-half during 13-point comeback win at Arkansas State in 2012

HENRY'S SEASON GAME-BY-GAME

2014	REC.	YDS	TD	LG.
Bowling Green	6	77	0	31
at Illinois	1	20	0	20
at Middle Tennessee	7	128	2	33
UAB	4	56	0	21
at FAU	2	36	1	22
Old Dominion	2	54	0	32
at LA Tech	0	0	0	0
UTEP	1	1	0	1
Army	1	18	0	18
UTSA	3	34	0	16
at Marshall	2	18	0	11
TOTALS	29	442	3	33
CAREER TOTALS	75	1047	11	43



PLAYER PROFILES

**82****Tyler Higbee****TE • 6-5 • 233 • r-Jr.****Clearwater, Fla. (East Lake)****CFPA Honorable Mention National Tight End of the Week (14)**

- A converted wide receiver, Higbee has been primary No. 2 tight end past two seasons
- Coming off career performance in win at No. 19/24 Marshall, where he caught a six passes for 99 yards and three touchdowns in knocking off the undefeated Herd
- Three catches of 20+ yards in win at Marshall
- First-career catch was a 63-yard TD at North Texas in a 2011 win that made WKU bowl eligible for the first time in program history

HIGBEE'S SEASON GAME-BY-GAME

2014	REC.	YDS	TD	LG.
Bowling Green	0	0	0	0
at Illinois	3	30	1	16
at Middle Tennessee	2	48	0	28
at Navy	2	26	0	22
Old Dominion	0	0	0	0
at LA Tech	0	0	0	0
UTEP	0	0	0	0
Army	0	0	0	0
UTSA	1	23	0	23
at Marshall	6	99	3	31
TOTALS	14	226	4	31

CAREER TOTALS	29	487	6	63
----------------------	-----------	------------	----------	-----------

**10****Nick Holt****LB • 6-1 • 230 • r-Jr.****Seattle, Wash. (College of San Francisco)****2014 All-Conference USA Honorable Mention****Midseason All-Conference USA: Phil Steele**

- Son of defensive coordinator and associate head coach Nick Holt
- Finished regular season ranked second in C-USA and 44th nationally with 103 tackles
- Leads team with four quarterback hurries and ranks third with 7.0 tackles for loss and three pass breakups
- Tallied at least eight tackles in eight of 12 games, including five performances with 10+ tackles
- Had back-to-back 12 tackle performances against Illinois and Middle Tennessee
- Posted consecutive 11-tackle outings against UAB and FAU
- Racked up 10 tackles in win at No. 19/24 Marshall
- Recovered a fumble to set up WKU's first score in comeback win at Navy
- Started all 12 games at middle linebacker

HOLT'S SEASON GAME-BY-GAME

2014	U-A-T	TFL	SACK	INT	FF-FR
Bowling Green	6-3-9	0.5-1	0	-	0-0
at Illinois	4-8-12	2.0-6	0	-	0-0
at Middle Tennessee	9-3-12	2.0-8	1.0-6	-	0-0
at Navy	4-3-7	0	0	-	0-1
UAB	6-5-11	0.5-4	0.5-4	-	0-0
at FAU	4-7-11	0	0	-	0-0
Old Dominion	6-1-7	0	0	-	0-0
at LA Tech	2-0-2	1.0-3	0	-	0-0
UTEP	6-2-8	1.0-1	0	-	0-0
Army	5-3-8	0	0	-	0-0
UTSA	3-1-4	0	0	-	0-0
at Marshall	3-7-10	0	0	-	0-0
TOTALS	59-44-103	7.0-23	1.5-10	-	0-1

**99****D'Von Isaac****DL • 6-4 • 290 • So.****Alpharetta, Ga. (Alpharetta)**

- Appeared in 10 of 12 games this season, including a start at Middle Tennessee
- Tallied a career high three tackles in first-career start at Middle Tennessee
- Had multiple tackles in three-straight games to open his sophomore season
- Key figure in WKU's defensive tackle rotation
- Played in five games as a true freshman in 2013 and made a tackle in win over Morgan State

ISAAC'S SEASON GAME-BY-GAME

2014	U-A-T	TFL	SACK	INT	FF-FR
Bowling Green	2-0-2	0	0	-	0-0
at Illinois	0-2-2	0	0	-	0-0
at Middle Tennessee	2-1-3	0	0	-	0-0
at Navy	0-0-0	0	0	-	0-0
FAU	0-0-0	0	0	-	0-0
at LA Tech	0-0-0	0	0	-	0-0
UTEP	1-0-1	0	0	-	0-0
Army	0-0-0	0	0	-	0-0
UTSA	0-0-0	0	0	-	0-0
at Marshall	0-0-0	0	0	-	0-0
TOTALS	5-3-8	0	0	-	0-0



PLAYER PROFILES

**30****Prince Charles Iworah****DB • 5-11 • 193 • r-Jr.****Nashville, Tenn. (Father Ryan)**

- Started every game at cornerback in 2014
- Leads team with five pass breakups and has not surrendered a 20-yard completion all season
- Has posted 34 tackles, 2.5 tackles for loss, broken up five passes, intercepted one and forced a fumble in first season as a starter
- Intercepted Illinois quarterback Wes Lunt to set up a third-quarter score in Champaign
- Forced a fumble against UAB
- Tallied a career high six tackles at LA Tech
- Appeared in 13 games during first two seasons, primarily as a special teams gunner and reserve corner
- Sprints for the nationally prominent WKU Track and Field team during the football offseason

IWORAH'S SEASON GAME-BY-GAME

2014	U-A-T	TFL	SACK	INT	FF-FR
Bowling Green	3-0-3	0	0	-	0-0
Illinois	0-2-2	0	0	1-20	0-0
Middle TennesSee	3-0-3	0	0	-	0-0
Navy	2-1-3	1.0-3	0	-	0-0
UAB	4-1-5	0	0	-	1-0
FAU	2-0-2	0	0	-	0-0
Old Dominion	1-0-1	0	0	-	0-0
LA Tech	4-2-6	0.5-1	0	-	0-0
UTEP	2-0-2	0	0	-	0-0
Army	1-0-1	0	0	-	0-0
UTSA	3-1-4	1.0-5	0	-	0-0
Marshall	1-0-1	0	0	-	0-0
TOTALS	26-8-34	2.5-9	0	1-20	1-0
CAREER TOTALS	30-16-46	2.5-9	0	1-20	1-0

**29****Leverick Johnson****DB • 6-1 • 190 • r-Fr.****Miami, Fla. (Northwestern)**

- Appeared in 11 of 12 games this season as a special teams ace and reserve safety/nickelback
- 15 of 20 tackles have been solo stops
- Made his collegiate debut in the season opener against Bowling Green and tallied three tackles
- Racked up a career high four tackles against UAB
- Recorded his first-career tackle for loss at LA Tech

**18****Shaquille Johnson****TE • 6-4 • 230 • So.****Lake City, Fla. (Columbia)**

- Played on special teams in 11 of 12 games this season, primarily on kick coverage unit
- Has appeared in 23 of 24 games during first two seasons on the Hill
- Posted a tackle in 10 of 11 games played this season, including a career high three at Middle Tennessee
- Has been converted from tight end to wide receiver to linebacker to defensive end back to tight end

**91****Trae Jones****DL • 6-1 • 280 • r-Fr.****Cusseta, Ga. (Chattahoochee)**

- Jones appeared in four games, all league games, during his first season on the Hill
- Tallied a pair of tackles in his Hilltopper debut at FAU
- Posted one tackle in a win over UTSA

**5****Troy Jones****QB • 6-2 • 210 • r-Jr.****Baltimore, Md. (Nassau CC)**

- Has made three appearances in relief at quarterback, with his first career action coming at LA Tech
- Completed 2-of-4 passes for 11 yards and ran for 24 yards at LA Tech
- Rushed for 11 yards on three carries against UTSA
- Helped WKU finish off final TD drive of 45-7 win over UTSA
- Originally signed with Maryland out of high school



PLAYER PROFILES

**76****Forrest Lamp****OL • 6-4 • 296 • r-So.****Venice, Fla. (Venice)****2014 All-Conference USA Honorable Mention****Preseason All-Conference USA: Phil Steele****Midseason All-Conference USA: Phil Steele**

- Has started every game of his career (24) for the Hilltoppers, including 21-straight at left tackle
- Graded out as WKU's best lineman in all 12 games this season
- Has protected blindside of WKU quarterback Brandon Doughty as he's set 11 single-game and single-season records in 2014
- Ability to set edge has been pivotal in 1,490 rushing yards from running back Leon Allen
- Protection has enabled WKU to set 25 team offensive records in 2014
- WKU quarterback Brandon Doughty has produced two best single-season passing performances in school history behind Lamp's protection on blind side

**53****Julian Leslie****DL • 6-3 • 237 • r-So.****Miami, Fla. (Coral Reef)**

- Appeared in league contests against UAB and Old Dominion in 2014
- Made collegiate debut on Oct. 4 against UAB

**45****Branden Leston****DB • 6-3 • 215 • r-So.****Clearwater, Fla. (Presbyterian College)****CFPA National Defensive Player of the Week (14)****CFPA National Defensive Back of the Week (14)**

- Emerged as WKU's primary nickelback at the halfway point of the season, starting six of the last seven games
- Leads WKU with four interceptions, all of which came in final two games of the season
- Despite cracking starting rotation at halfway point, ranks fourth on team with 57 tackles
- Named CFPA National Defensive Player of the Week after intercepting Marshall quarterback Rakeem Cato three times in victory at Marshall.
- Three interceptions at Marshall tied an FBS single-game high in 2014 and are the second most in WKU history
- Recorded 29 tackles and four interceptions during WKU's four-game winning streak
- Intercepted first pass of his career in win over UTSA
- Had a nine-yard sack in fourth quarter at Navy to prevent Midshipmen from rallying late

LESTON'S SEASON GAME-BY-GAME

2014	U-A-T	TFL	SACK	INT	FF-FR
Bowling Green	2-0-2	0	0	-	0-0
at Illinois	1-0-1	0	0	-	0-0
at Middle Tennessee	2-0-2	0	0	-	0-0
at Navy	3-0-3	1.0-9	1.0-9	-	0-0
UAB	4-1-5	1.0-5	0	-	0-0
at FAU	4-5-9	1.0-2	0	-	0-0
Old Dominion	3-0-3	0	0	-	0-1
at LA Tech	1-2-3	0	0	-	0-0
UTEP	3-1-4	0	0	-	0-0
Army	7-1-8	0	0	-	0-0
UTSA	6-3-9	0	0	1-0	0-0
at Marshall	1-2-3	0	0	3-29	0-0
TOTALS	41-16-57	3.0-16	1.0-9	4-29	0-1

**79****Joe Manley****OL • 6-6 • 320 • r-So.****Bowling Green, Ky. (Louisville)**

- Transferred from Louisville in August and has played in 10-straight games
- Earns significant snaps in rotation, primarily at right guard with Darrell Williams
- Athleticism and pulling ability has generated big run plays down the stretch, as WKU running back Leon Allen has rushed for 698 yards during the Hilltoppers' four-game winning streak
- Played in nine games for Louisville in 2013



PLAYER PROFILES

**10****Willie McNeal****WR • 5-10 • 180 • r-Sr.****Bradenton, Fla. (Braden River)****39****Mike Mugler****K • 5-10 • 185 • r-Sr.****Virginia Beach, Va. (First Colonial)****Senior Bowl Watch List****Preseason All-Conference USA: Phil Steele**

- Ranks Top 5 all-time at WKU in receptions (2nd - 166), yards (5th - 2,026) and touchdowns (3rd - 20)
- Three catches shy of breaking WKU all-time reception mark of 168 by Jake Gaebler (2006-09)
- Primary slot receiver ranks second on the team with 51 catches and 7 TDs in 2014
- Leads Hilltoppers with 16 third down receptions for 158 yards and 2 TDs this season
- Caught game-winning two-point conversion in 67-66 upset of No.19/24 Marshall
- Snagged game-winning TD with 10 seconds remaining in season finale vs. Arkansas State in 2013
- Four career 100-yard receiving performances, including one against UTSA in 2014
- Started senior season off with five catches, 70 yards and 2 TDs in win vs. Bowling Green
- Hauled in a 45-yard Hail Mary TD to close first half vs. Army and caught 67-yard TD against UTSA
- Had streak of 26-straight games with at least one reception snapped against Old Dominion
- Reeled in at least 43 catches in three-straight seasons
- Tallied a career high 120 receiving yards on seven catches against ULM in 2012
- Ranks 36th nationally with 3,515 career all-purpose yards

MCNEAL'S SEASON GAME-BY-GAME

2014	REC.	YDS	TD	LG.
Bowling Green	5	70	2	29
Illinois	4	39	0	17
Middle Tennessee	6	31	0	7
Navy	5	42	1	16
UAB	5	49	0	32
FAU	5	56	1	30
Old Dominion	0	0	0	0
LA Tech	2	-3	0	0
UTEP	5	41	1	15
Army	3	57	1	45
UTSA	7	105	1	67
Marshall	4	24	0	10
TOTALS	51	511	7	67
CAREER TOTALS	166	2026	20	67

- Primary kickoff specialist averaging 55.5 yards per kickoff with 7 touchbacks
- Took over kickoff role late in 2013 and has held role all of 2014
- Scored first point of his career with an extra point in 45-7 Senior Day win over UTSA

**69****Matt Nord****OL • 6-6 • 309 • r-So.****Louisville, Ky. (DeSales)**

- Played in 16-straight games dating back to 2013, primarily as a reserve tackle and protector on extra point and field goal units
- Has rotated in behind right tackle Cam Clemmons on a limited basis in 2014
- Nephew of running backs coach and special teams coordinator Greg Nord

**15****Nicholas Norris****WR • 5-10 • 175 • So.****Miami, Fla. (Booker T. Washington)**


- Leads deep wide receiving corps with 17.8 yards per catch in 2014
- Torched rival Middle Tennessee for a career high 174 yards on six catches and added a TD
- Averaging 30.7 yards per catch on third down (4 rec., 123 yards), which ranks third nationally
- Hauled in a 9-yard touchdown catch in win over Army
- Ranked second on the team with 4 TD catches as a freshman in 2013
- Scored first-career TD at Tennessee in 2013
- Posted a career high seven catches and racked up 95 yards and 2 TDs at South Alabama in 2013
- Played in all 24 games on the Hill since his arrival



PLAYER PROFILES

NORRIS' SEASON GAME-BY-GAME

2014	REC.	YDS	TD	LG.
Bowling Green	1	6	0	6
at Illinois	1	11	0	11
at Middle Tennessee	6	174	1	67
at Navy	0	0	0	0
UAB	3	48	0	30
at FAU	1	16	0	16
Old Dominion	1	1	0	1
at LA Tech	1	19	0	19
UTEP	0	0	0	0
Army	2	18	1	9
UTSA	1	2	0	2
at Marshall	2	43	0	42
TOTALS	19	338	2	67
CAREER TOTALS	52	769	6	67



15

Joseph Occhipinti

P • 6-3 • 190 • So.

Nashville, Tenn. (Hillsboro)

- First season with full-time punting duties after splitting punting and kickoff responsibilities as a true freshman
- In 46 punts, has pinned 11 inside the 20, had 14 fair caught and booted three 50+ yards
- Pinned UTEP at its own 7-yard line with 3:03 left in the fourth quarter as Miners were looking to drive for a potential tie. WKU held on to win 35-27.
- Booted a pair of 50-yard punts in season opener vs. Bowling Green, including a career long 55-yarder
- Punted a career high eight times for 297 yards at LA Tech

OCCHIPINTI'S SEASON GAME-BY-GAME

2014	PUNTS	YDS	AVG.	LG.
Bowling Green	2	106	53.0	55
at Illinois	4	155	38.8	44
at Middle Tennessee	3	93	31.0	46
at Navy	5	193	38.6	54
UAB	5	118	39.3	41
at FAU	3	110	36.7	38
Old Dominion	1	37	37.0	37
at LA Tech	3	97	32.3	38
UTEP	6	212	35.3	43
Army	3	103	34.3	37
UTSA	5	192	38.4	42
at Marshall	3	124	41.3	45
TOTALS	46	1733	37.7	55
CAREER TOTALS	52	1930	37.1	55



58

Derik Overstreet

DL • 6-2 • 250 • Fr.

Paducah, Ky. (Paducah Tilghman)

2014 Conference USA All-Freshman Team

- Only true freshman to start and one of two to earn defensive snaps in 2014
- Entrenched himself in starting role at halfway point of season
- In his six starts, WKU is 5-1 and Overstreet has 22 tackles, an eight-yard tackle for loss and a fumble recovery
- Tallied at least four tackles in five of the past seven games and multiple tackles in seven-straight
- Had a career high five tackles, including four solo stops, in win over UTEP
- Registered his first career tackle for loss in win over UTSA
- Broke up a pass and made four tackles in win at No. 19/24 Marshall

OVERSTREET'S SEASON GAME-BY-GAME

2014	U-A-T	TFL	SACK	INT	FF-FR
at Middle Tennessee	0-0-0	0	0	-	0-0
at FAU	2-2-4	0	0	-	0-0
Old Dominion	2-1-3	0	0	-	0-0
at LA Tech	3-1-4	0	0	-	0-1
UTEP	4-1-5	0	0	-	0-0
Army	3-1-4	0	0	-	0-0
UTSA	2-0-2	1.0-8	0	-	0-0
at Marshall	2-2-4	0	0	-	0-0
TOTALS	18-8-26	1.0-8	0	-	0-1



24

Dalton Patterson

DB • 6-3 • 195 • r-Sr.

New Orleans, La. (Arkansas Baptist)

- Made 10 appearances during the regular season, primarily on special teams kickoff coverage
- Posted two of his three career tackles at LA Tech
- Recorded his first-career tackle in first-career appearance at Georgia State in 2013
- Has played in 13 games over the past two seasons

PLAYER PROFILES



9

Daqual Randall

LB • 6-0 • 245 • Jr.

Palmetto, Fla. (Palmetto)

- Started in three games and played eight overall during junior season
- Entered 2014 as only linebacker with starting experience and has been a key reserve throughout 2014
- Tallied a career high 15 tackles vs. UAB and followed performance up with a 12-tackle effort at FAU
- Posted at least two tackles in five of eight games played in 2014
- Registered starts at South Alabama and Georgia State in 2013, where he combined for 10 tackles and a tackle for loss
- Made first-career start at Louisiana-Lafayette as a true freshman

RANDALL'S SEASON GAME-BY-GAME

2014	U-A-T	TFL	SACK	INT	FF-FR
at Navy	0-1-1	0	0	-	0-0
UAB	6-9-15	0	0	-	1-0
at FAU	5-7-12	0.5-0	0	-	0-0
Old Dominion	1-0-1	0	0	-	0-0
at LA Tech	1-1-2	0	0	-	0-0
Army	3-1-4	0	0	-	0-0
UTSA	2-0-2	0	0	-	0-0
at Marshall	0-0-0	0	0	-	0-0
TOTALS	18-19-37	0.5-0	0	-	1-0
CAREER TOTALS	25-31-56	1.5-1	0	-	1-0



51

Brandon Ray

OL • 6-3 • 285 • r-Fr.

Madison, Ala. (Bob Jones)

2014 Conference USA All-Freshman Team

- Started every game at left guard in first season of action on the Hill
- Graded out as WKU's second-best lineman during the regular season
- Athleticism and pulling ability has generated big run plays down the stretch, as WKU running back Leon Allen has rushed for 698 yards during the Hilltoppers' four-game winning streak
- Protected left side of line for quarterback Brandon Doughty, who has set 11 WKU single-season and single-game records in 2014. As a team, WKU has set 25 team offensive records behind Ray's protection
- Vital piece of Leon Allen's C-USA record 345 rushing yards against Army as he pulled on sweeps that piled up chunk yardage on a consistent basis
- Made collegiate debut against Bowling Green and helped offense generate 59 points and 708 yards



59

Tanner Reeves

DL • 6-4 • 230 • r-Fr.

Lakeland, Fla. (George W. Jenkins)

- Played in nine games and started three during first season of action on the Hill
- Made collegiate debut with a two-sack effort in win over Bowling Green
- Ranks sixth on the team with four tackles for loss, with lost yardage totaling 27
- Three of his 18 tackles have been sacks for lost yardage totaling 23
- Posted at least one tackle in every game played this season and multiple tackles in six of nine games

REEVES' SEASON GAME-BY-GAME

2014	U-A-T	TFL	SACK	INT	FF-FR
Bowling Green	2-0-2	2.0-9	2.0-9	-	0-0
Illinois	1-1-2	1.0-4	0	-	0-0
Middle Tennessee	2-1-3	1.0-15	1.0-15	-	0-0
Navy	0-1-1	0	0	-	0-0
UAB	2-2-4	0	0	-	0-0
FAU	1-0-1	0	0	-	0-0
Army	1-0-1	0	0	-	0-0
UTSA	2-0-2	0	0	-	0-0
Marshall	1-1-2	0	0	-	0-0
TOTALS	12-6-18	4.0-27	3.0-23	-	0-0



48

Kalvin Robinson

DL • 6-5 • 240 • So.

Birmingham, Ala. (Vestavia Hills)

- Played in 17 games as a defensive end during his first two seasons on the Hill
- Primarily used as a reserve for a chance of pace look off the edge
- Tallied a career high four tackles, including one for loss, at FAU earlier this season
- Recorded sacks in back-to-back games against Troy and Georgia State as a freshman



77

Donald Rucker

OL • 6-4 • 300 • r-Fr.

Jacksonville, Fla. (Sandalwood)

- Appeared in all 12 games during first season of action, primarily as a protector on field goal and extra-point units



PLAYER PROFILES


**88****Gavin Rocker****DL • 6-2 • 240 • r-Jr.****Tyrone, Ga. (Sandy Creek)**

CFPA Honorable Mention National Defensive Lineman of the Week (13)
Preseason All-Conference USA: Athlon Sports

- Only non-senior player elected as a team captain before the start of 2014 season
- Ranks second on the team with 4.5 sacks and has 39 tackles overall this season
- Had career best performance in win over UTSA, picking up two sacks, 2.5 tackles for loss, forcing and recovering a fumble while finishing with four tackles overall
- Sacked Marshall quarterback Rakeem Cato on third down to force a punt in the WKU win
- Tallied a season-high six tackles in back-to-back weeks against UAB and FAU
- Most experienced defensive lineman with 24 career starts and 9.5 sacks

ROCKER'S SEASON GAME-BY-GAME

2014	U-A-T	TFL	SACK	INT	FF-FR
Bowling Green	0-0-0	0	0	-	0-0
at Illinois	1-1-2	0	0	-	0-0
at Middle Tennessee	1-1-2	0	0	-	0-0
at Navy	3-0-3	1.0-4	0	-	0-0
UAB	4-2-6	1.0-7	1.0-7	-	0-0
at FAU	2-4-6	0	0	-	0-0
Old Dominion	1-1-2	0.5-3	0.5-3	-	0-0
at LA Tech	3-0-3	0	0	-	0-0
UTEP	2-2-4	0	0	-	0-0
Army	3-1-4	0	0	-	0-0
UTSA	3-1-4	2.5-15	2.0-14	-	1-1
at Marshall	2-1-3	1.0-6	1.0-6	-	0-0
TOTALS	25-14-39	6.0-35	4.5-30	-	1-1
CAREER TOTALS	52-38-90	15.5-72	9.5-62	-	1-2

**56****Garrett Schwettman****K • 5-11 • 160 • Jr.****Murray, Ky. (Calloway County)**

2014 All-Conference USA Honorable Mention

Lou Groza Star of the Week (5)

CFPA Honorable Mention National Specialist of the Week (5)

CFPA Place Kicker Watch List

Preseason All-Conference USA: Phil Steele, Athlon Sports

- Led C-USA kickers and ranked second among all players with 111 points in regular season
- Seven points shy of breaking WKU single-season scoring record of 117 points by Matt Lange (2003)
- Ranked fourth among FBS kickers with 111 points in regular season
- 17 points against Middle Tennessee was most ever by a WKU kicker in FBS era
- Finished regular season third in C-USA with 16 field goals and 80% conversion rate
- Has already established WKU single-season PAT record with 63 in 2014
- 13 career performances with multiple field goals made, including a pair of four field goal performances vs. Middle Tennessee (2014) and Troy (2013)
- Ranks second in WKU history with 150 career PAT and is 21 shy of setting all-time record
- Ranks fourth in WKU history with 267 career points and is 32 shy of all-time scoring record

SCHWETTMAN'S SEASON GAME-BY-GAME

2014	FG-FGA	DIST.	PAT
Bowling Green	1-2	41, (29)	8-8
at Illinois	2-2	(41), (19)	4-4
at Middle Tennessee	4-5	(20), 37, (24)	5-5
		(36), (27)	
at Navy	3-3	(37), (36), (33)	3-3
UAB	0-1	27	3-4
at FAU	1-1	(42)	5-5
Old Dominion	1-1	(27)	9-9
at LA Tech	1-1	(31)	1-1
UTEP	0-0	-	5-5
Army	1-1	(36)	7-7
UTSA	1-1	(34)	5-5
at Marshall	1-2	35, (21)	8-8
TOTALS	16-20	(42)	63-34
CAREER TOTALS	39-49	(44)	150-154



PLAYER PROFILES

**11****Devin Scott****TE • 6-4 • 240 • r-Jr.****Indianapolis, Ind. (Warren Central)**

- Played in 11 games in 2014, primarily on special teams kick cover units
- Saw tight end snaps in relief in games against Army and UTSA
- Compiled two tackles on special teams
- Has appeared in 22 games since 2012 season

**41****De'Andre Simmons****DB • 5-11 • 180 • r-Fr.****Royal Palm Beach, Fla. (Royal Palm Beach)**

- Appeared in five games during his first season of action on the Hill, including wins over Navy, Old Dominion and UTSA
- Primarily used on kick and punt coverage units
- Made first and only career tackle at LA Tech

**94****Bryan Shorter****DL • 6-2 • 285 • r-Jr.****Phenix City, Ala. (Central)**

- Leads WKU defensive lineman with 41 tackles and entire team with 5.5 sacks in 2014
- Ranks second on the team with 7.5 tackles for loss and his lost yardage total of 51 is the highest of any Hilltopper
- Recorded sacks in four of first five games of the season and added an 11-yard sack in win at No. 19/24 Marshall
- Posted at least one tackle for loss in eight of 12 games
- Made at least two tackles in 11 of 12 games, including a pair of career-best six-tackle performances against FAU and Army
- Started 15 games for the Hilltoppers since end of his redshirt freshman season in 2012

SHORTER'S SEASON GAME-BY-GAME

2014	U-A-T	TFL	SACK	INT	FF-FR
Bowling Green	2-1-3	1.0-9	1.0-9	-	0-0
Illinois	3-2-5	1.0-11	1.0-11	-	0-0
Middle Tennessee	1-1-2	1.0-1	0	-	0-0
Navy	2-0-2	1.0-8	1.0-8	-	0-0
UAB	3-2-5	1.0-7	1.0-7	-	0-0
FAU	2-4-6	0	0	-	0-0
Old Dominion	1-2-3	0.5-3	0.5-3	-	0-0
LA Tech	2-1-3	0	0	-	0-1
UTEP	1-1-2	0	0	-	0-0
Army	4-2-6	1.0-1	0	-	0-0
UTSA	1-0-1	0	0	-	0-0
Marshall	2-1-3	1.0-11	1.0-11	-	0-0
TOTALS	24-17-41	7.5-51	5.5-49	-	0-1
CAREER TOTALS	35-29-67	8.5-56	6.5-54	-	0-1

**75****Jimmie Sims****DL • 6-5 • 285 • r-Fr.****New Orleans, La. (McDonogh 35)**

- Appeared in eight games during first season of action, primarily as a protector on field goal and extra-point units
- Converted from OL to DL to add depth to the interior line

**38****Ricardo Singh****DB • 5-11 • 190 • r-Sr.****Auburndale, Fla. (Auburndale)**

- Tallied 49 tackles in first season with key role in WKU secondary
- 120 interception return yards this season ranks fifth in WKU single-season history
- Intercepted Marshall quarterback Rakeem Cato in the fourth quarter and returned it 35 yards to set up a fourth-quarter TD that put WKU ahead 10 against the No. 19/24 Herd
- Returned first-career interception 85 yards for a third-quarter TD against UAB
- Posted a career high 11 tackles at Illinois
- Six performances with at least four tackles in 2014
- Started in eight games and played in all 12 as a redshirt senior



PLAYER PROFILES

SINGH'S SEASON GAME-BY-GAME

2014	U-A-T	TFL	SACK	INT	FF-FR
Bowling Green	3-1-4	0	0	-	0-0
Illinois	5-6-11	0	0	-	0-0
Middle Tennessee	4-2-6	0	0	-	0-0
Navy	5-4-9	0	0	-	0-0
UAB	3-3-6	0	0	1-85	0-0
FAU	3-2-5	0	0	-	0-0
Old Dominion	2-1-3	0	0	-	0-0
LA Tech	2-1-3	0	0	-	0-0
UTEP	1-0-1	0	0	-	0-0
Army	0-0-0	0	0	-	0-0
UTSA	1-0-1	0	0	-	0-0
Marshall	0-0-0	0	0	1-35	0-0
TOTALS	29-20-49	0	0	2-120	0-0
CAREER TOTALS	34-26-60	0	0	2-120	0-0



40

Isaac Tanner

LB • 6-0 • 220 • Fr.

Tampa, Fla. (Freedom)

- Played in nine games as a true freshman, primarily on special teams kick coverage unit



16

T.J. Smith

DL • 6-2 • 240 • Sr.

Hazel Green, Ala. (Hazel Green)

- Lone senior on defensive line that has appeared in 42 career games
- 13 of 18 tackles in 2014 have been solo stops, including four tackles for loss
- Recorded first career sack and forced a fumble in the process at LA Tech
- Tallied a career high five tackles at Middle Tennessee
- Had a tackle for loss in three of the final five games of the regular season



67

Derrick Stark

OL • 6-2 • 295 • r-Sr.

Dayton, Ohio (Tiffin)

- Started every game on the line this season, primarily at center
- Began season as starting right guard before shifting to center due to injuries
- Made first-career start at center against Navy and aided WKU offense to 551 yards of offense in the win
- Protected quarterback Brandon Doughty as he engineered the best offense in WKU history – an offense that set 25 team records in the regular season



2

Taywan Taylor

WR • 6-1 • 190 • So.

Louisville, Ky. (Pleasure Ridge Park)

2014 All-Conference USA Honorable Mention Midseason All-Conference USA: Phil Steele

- Breakout sophomore leads WKU in receiving yards (739) and ranks second with 7 TDs
- Six of seven TD catches have gone for 30+ yards
- Made season debut with 12 catches for 185 yards and a TD versus Bowling Green
- Ranks seventh in C-USA with 61.6 receiving yards per game
- Had four catches for 122 yards and a 75-yard TD in win at No.19/24 Marshall
- Scored touchdowns against five of Conference USA's top eight passing defenses
- Four-game touchdown-catch streak between Oct. 4 and Nov. 1 was longest by a WKU receiver since 2006
- Went for 70+ receiving yards in six of 12 games
- WKU's most dangerous downfield threat hauled in 10 catches of 20+ yards in regular season
- 12 catches against Bowling Green was second-highest single-game total in C-USA in 2014 and tied for the second most in single-game WKU history

TAYLOR'S SEASON GAME-BY-GAME

2014	REC.	YDS	TD	LG.
Bowling Green	12	185	1	55
at Illinois	3	16	0	8
at Middle Tennessee	2	4	0	3
at Navy	6	78	0	44
UAB	3	44	1	17
at FAU	4	78	1	50
Old Dominion	4	77	1	34
at LA Tech	2	50	1	46
UTEP	1	12	0	12
Army	0	0	0	0
UTSA	3	73	1	47
at Marshall	4	122	1	75
TOTALS	44	739	7	75
CAREER TOTALS	68	1009	7	75



PLAYER PROFILES



98

Devante Terrell**DL • 6-0 • 295 • r-So.****Lakeland, Fla. (Lake Gibson)**

- Started eight and played in all 12 games during regular season
- 18 of 26 tackles have been solo stops
- Recorded first sack of his career for an eight-yard loss at Navy
- Recovered a fumble at Illinois to set up WKU's first score in Champaign
- Tallied a career high seven tackles, six of which were solo, at Middle Tennessee
- Made at least one tackle in 10 of 12 games

TERRELL'S SEASON GAME-BY-GAME

2014	U-A-T	TFL	SACK	INT	FF-FR
Bowling Green	1-0-1	0	0	-	0-0
at Illinois	0-1-1	0	0	-	0-1
at Middle Tennessee	6-1-7	0	0	-	0-0
at Navy	2-0-2	1-0-8	1-0-8	-	0-0
UAB	1-3-4	0	0	-	0-0
at FAU	2-2-4	0	0	-	0-0
Old Dominion	0-0-0	0	0	-	0-0
at LA Tech	0-0-0	0	0	-	0-0
UTEP	2-0-2	0	0	-	0-0
Army	1-0-1	0	0	-	0-0
UTSA	1-0-1	0	0	-	0-0
at Marshall	1-1-2	0.5-0	0	-	0-0
TOTALS	18-8-26	1.5-8	1.0-8	-	0-1
CAREER TOTALS	29-30-59	3.5-17	1.5-12	-	1-1



5

Wonderful Terry**DB • 5-10 • 180 • Jr.****Fort Pierce, Fla. (Garden City CC)****2014 All-Conference USA Second Team****Conference USA Defensive Player of the Week – Twice****CFPA Honorable Mention National DB of the Week – Twice**

- Tied for second nationally with three defensive TDs in 2014 (2 INT, 1 FR)
- Tallied a career high nine tackles and had a 95-yard strip-and score at Illinois to earn C-USA Defensive Player of the Week honors
- Sealed WKU's win at Navy with a 43-yard interception return for a TD with 45 seconds left in the game
- With UTEP driving for a two-score lead in the fourth quarter, Terry had a 90-yard interception return for game-winning TD
- 133 interception return yards are the 3rd most in WKU single-season history
- First WKU player since consensus All-American Bobby Sippio in 2000 with three defensive TDs in one season
- Played in 11 of 12 games this season as a key figure in defensive back rotation

TERRY'S SEASON GAME-BY-GAME

2014	U-A-T	TFL	SACK	INT	FF-FR
Bowling Green	3-0-3	0	0	-	0-0
at Illinois	7-2-9	1.0-4	0	-	1-1
at Middle Tennessee	2-0-2	1.0-2	0	-	0-0
at Navy	1-0-1	0	0	1-43	0-0
UAB	1-1-2	0	0	-	0-0
at FAU	2-0-2	0	0	-	0-0
Old Dominion	4-1-5	0	0	-	0-0
UTEP	2-4-6	0	0	1-90	0-0
Army	3-0-3	0	0	-	0-0
UTSA	1-0-1	1.0-3	0	-	0-0
at Marshall	1-2-3	0	0	-	0-0
TOTALS	27-10-37	3.0-9	0	2-133	1-1



19

Cam Thomas**DB • 6-1 • 190 • r-Sr.****Paterson, N.J. (Milford Academy)****2014 All-Conference USA Honorable Mention****East-West Shrine Game Participant****Jim Thorpe Award Watch List****CFPA Defensive Back Trophy Watch List****Senior Bowl Watch List****Preseason All-Conference USA: Phil Steele, Athlon Sports**

- Defensive captain with a unit-high 32 career starts
- One of 22 active FBS players and one of seven in WKU history with 10 career INTs
- One of 29 active FBS players with 33 career passes defended
- Leads WKU corners with 41 tackles despite missing two games with hamstring injury
- Broken up four passes, intercepted one and recovered a fumble during senior season
- Had six tackles against Bowling Green, Illinois and FAU
- Posted five tackles in win at No.19/24 Marshall
- Lone interception in 2014 came off Old Dominion's Taylor Heinicke
- Ranked 17th nationally with 15 passes defended and 20th with five interceptions in 2013
- CBSSports.com ranks Thomas as 12th best cornerback prospect in 2015 NFL Draft

THOMAS' SEASON GAME-BY-GAME

2014	U-A-T	TFL	SACK	INT	FF-FR
Bowling Green	6-0-6	0	0	-	0-1
at Illinois	5-1-6	0	0	-	0-0
at Middle Tennessee	1-2-3	0	0	-	0-0
at Navy	3-0-3	0	0	-	0-0
UAB	1-0-1	0	0	-	0-1
at FAU	4-2-6	0	0	-	0-0
Old Dominion	5-0-5	0	0	1-0	0-0
Army	2-0-2	1.0-2	0	-	0-0
UTSA	2-2-4	0	0	-	0-0
Marshall	4-1-5	0	0	-	0-0
TOTALS	33-8-41	1.0-2	0	1-0	0-1
CAREER TOTALS	121-30-151	5.0-24	1.0-13	10-110	0-3



PLAYER PROFILES

**81****Kylen Towner****WR • 5-9 • 180 • r-Fr.****Mobile, Ala. (St. Paul's Episcopal)****2014 Conference USA All Freshman Team - PR
CFPA National Kick Returner of the Week (9)**

- Averaged 22.7 yards per return on 28 kickoff returns as WKU's primary returner in 2014
- Ran 94-yard kickoff back for a touchdown to open second-half scoring in win over Old Dominion
- His 186 kickoff return yards against Old Dominion was the third highest single-game total in WKU history
- Had 32-yard kick returns in wins over Army and No. 19/24 Marshall
- Set up a one-play TD drive at FAU with a 22-yard punt return to give WKU ball at Owls 30-yard line
- Has carries of 15 and 11 yards this season in a pair of WKU scoring drives against Bowling Green and UTSA
- Turner has appeared in nine games, primarily on special teams with limited snaps at wide receiver

**3****Lonnie Turner****WR • 5-11 • 180 • Sr.****Inglewood, Calif. (LA Harbor College)**

- Caught a one-yard pass in win over UTSA
- As a junior in 2013, hauled in a 20-yard reception to set up a TD against Morgan State

**25****Blair Vaughan****RB • 6-1 • 240 • r-So.****Clearwater, Fla. (Central Catholic)**

- Vaughan earned special teams snaps against UAB and made one tackle
- Converted from linebacker to running back during fall camp

**20****Anthony Wales****RB • 5-10 • 190 • r-So.****Louisville, Ky. (Central)**

- Change of pace back averaging 6.2 yards per carry in 2014
- 75-yard TD run was WKU's longest since 2007 until Leon Allen busted an 80-yarder vs. Army later in the season
- Ripped off a 46-yard run on WKU's first series at LA Tech
- Key part of WKU's win at Navy, splitting carries with Allen and producing 60 yards rushing and 39 receiving
- Recorded a career high 42 receiving yards in win over Old Dominion

WALES' SEASON GAME-BY-GAME

2014	RUSH	YDS	TD	LG.
Bowling Green	8	27	1	8
at Illinois	1	3	0	3
at Middle Tennessee	3	13	0	6
at Navy	14	60	0	16
UAB	14	138	3	75
at FAU	7	22	0	7
Old Dominion	7	45	0	15
at LA Tech	4	54	0	46
Army	2	33	0	28
UTSA	8	28	0	11
TOTALS	68	423	4	75
CAREER TOTALS	85	535	6	75

**8****Marcus Ward****DB • 6-3 • 220 • So.****Birmingham, Ala. (Vestavia Hills)**

- Started 11 and played in 12 games during regular season
- Leads WKU secondary with 60 tackles, 40 of which have been solo stops
- Posted six or more tackles in six of 12 games

WARD'S SEASON GAME-BY-GAME

2014	U-A-T	TFL	SACK	INT	FF-FR
Bowling Green	3-3-6	0.5-1	0	-	0-0
at Illinois	2-2-4	0	0	-	0-0
at Middle Tennessee	6-0-6	0	0	-	0-0
at Navy	3-2-5	0	0	-	0-0
UAB	4-2-6	1.0-3	0	-	0-0
at FAU	1-1-2	0	0	-	1-0
Old Dominion	5-3-8	0	0	-	0-0
at LA Tech	5-1-6	0	0	-	0-0
UTEP	2-1-3	0	0	-	0-0
Army	4-1-5	0	0	-	0-0
UTSA	1-2-3	0.5-0	0	-	0-0
at Marshall	4-2-6	0	0	-	0-0
TOTALS	40-20-60	2.0-4	0	-	0-1
CAREER TOTALS	49-24-73	2.0-4	0	1-1	0-1



PLAYER PROFILES

**26****Darmontre Warr****RB • 5-9 • 190 • r-So.****Louisville, Ky. (DuPont Manual)**

- Saw action in 11 games, primarily on special teams and as WKU's No. 3 running back
- Rushed for a career high 21 yards on eight carries at LA Tech
- Earned other two carries of the season against Old Dominion and picked up five yards

**62****Darrell Williams****OL • 6-6 • 310 • r-So.****Dublin, Ga. (West Laurens)**

- Started nine-straight games at right guard after being limited early in the season due to injury
- Protected quarterback Brandon Doughty during record-breaking season and helped pave the way for 1,490 rushing yards from Leon Allen
- Aided WKU offense in setting 25 team records during the 2014 regular season
- Started final three games of 2013 as a redshirt freshman, all of which were WKU victories

**31****Chill Williams****LB • 6-2 • 222 • Sr.****Bradenton, Fla. (Southeast)**

- Has played in 46 of 49 games for the Hilltoppers since 2011
- Piled up 51 tackles in his first season in a full-time starting role
- Started eight and played in 10 games as a senior
- After missing LA Tech game with injury, Williams has rebounded with 25 tackles and two tackles for loss in the last four games – all Hilltopper wins.
- Tallied at least four tackles in eight of 10 games played this season
- Racked up a career high two tackles for loss in win over Army

WILLIAMS' SEASON GAME-BY-GAME

2014	U-A-T	TFL	SACK	INT	FF-FR
Bowling Green	2-0-2	0	0	-	0-0
at Illinois	6-2-8	0	0	-	1-0
at Middle Tennessee	6-1-7	0	0	-	0-0
at Navy	3-2-5	0	0	-	0-0
at FAU	2-2-4	0	0	-	0-0
Old Dominion	0-0-0	0	0	-	0-0
UTEP	6-3-9	0	0	-	0-0
Army	3-2-5	2.0-5	0	-	0-0
UTSA	3-4-7	0	0	-	0-0
at Marshall	1-3-4	0	0	-	0-0
TOTALS	32-19-51	2.0-5	0	-	1-0
CAREER TOTALS	61-43-104	6.0-29	2.0-23	-	2-1

**57****Derrell Young****DL • 6-1 • 205 • So.****Fort Lauderdale, Fla. (Boyd Anderson)**

- Young has played in 10 games during his sophomore season, contributing as a special teams ace and a pass rusher on defense
- Posted a career high four tackles at FAU, two of which were solo
- Tied a career high with two solo tackles in win over UTEP



HILLTOPPERS BY STATE



The Hilltoppers come from 17 different states.

ALABAMA (11)

Bay Minette - Demetrius Coley
Birmingham - Calvin Robinson, Marcus Ward
Hazel Green - T.J. Smith
Madison - Drew Davis, Julien Lewis, Marquez Pride, Brandon Ray
Mobile - Kylen Towner
Muscle Shoals - Martavius Mims
Phenix City - Bryan Shorter

CALIFORNIA (4)

Beaumont - Dejon Brown
Inglewood - Lonnie Turner
Oroville - Nelson Fishback
Stockton - Forrest Coleman

DELAWARE (1)

Wilmington - Antwane Grant

FLORIDA (29)

Auburndale - Ricardo Singh
Bradenton - Leon Allen, Willie McNeal, Terran Williams
Clearwater - Tyler Higbee, Branden Leston, Nick Newton, Blair Vaughan
Davie - Brandon Doughty
Dayton - Drew Eckels
Fort Lauderdale - Derrell Young
Fort Myers - Joel German
Fort Pierce - Wonderful Terry
Jacksonville - Donald Rocker
Lake City - Shaquille Johnson
Lakeland - Tanner Reeves, Devante Terrell
Miami - Devante Duclos, Leverick Johnson, Julian Leslie, Nicholas Norris
Mulberry - Kyle Jones
Palmetto - Daqual Randall
Pensacola - DeMarcus Glover
Port St. Lucie - Justin Martinez
Royal Palm Beach - De'Andre Simmons
Tampa - Isaac Tanner
Venice - Forrest Lamp
W. Palm Beach - Jared Dangerfield

GEORGIA (6)

Alpharetta - D'Von Isaac
Atlanta - Stephon Brown
Cusseta - Trae Jones
Dublin - Darrell Williams
Snellville - Dennis Edwards
Tyrone - Gavin Rocker

ILLINOIS (3)

Belleville - Nolan Dowling
Chicago - Tim Gorski
O'Fallon - Todd Porter

INDIANA (1)

Indianapolis - Devin Scott

KENTUCKY (29)

Berea - Rico Brown
Bowling Green - Byron Carver, Nacarius Fant, Joel Iyiebuniwe
Elizabethtown - Mitchell Henry
Fort Mitchell - Max Halpin
Fort Thomas - Nick True
Glasgow - Matt Boston
Lexington - Jalen Sleet
Louisville - Daeshawn Bertram, Joe Brown, Will Bush, Juwan Gardner, Shawn Lacey, De'Vonta Moffitt, Matt Nord, Taywan Taylor, Anthony Wales, Darmontré Warr, Deon Yelder
Murray - Garrett Schwettman
Owensboro - Ryan Duvall
Paducah - Derik Overstreet, Evan Sayner Jordan Tyler
Shelbyville - DeAndre Farris, Masai Whyte

LOUISIANA (2)

New Orleans - Dalton Patterson, Jimmie Sims

MARYLAND (2)

Baltimore - Troy Jones, DeVante Thomas

MISSISSIPPI (3)

Madison - Maurice Bennett
Olive Branch - Connor Popeck
Petal - Ge'Monee Brown

NEW JERSEY (1)

Paterson - Cam Thomas

OHIO (1)

Dayton - Derrick Stark

TENNESSEE (5)

Hendersonville - Gunnar Scholato
Mt. Juliet - Cameron Clemmons
Nashville - D'Andre Ferby, Prince Charles Iworah, Joseph Occhipinti

TEXAS (1)

Cedar Hill - Raphael Cox

VIRGINIA (2)

Alexandria - Evan Tinsley
Virginia Beach - Mike Mugler

WASHINGTON (1)

Seattle - Nick Holt



RECORD BOOK - TEAM

TOTAL YARDS

Season

1. 2014 (12 games)	6,303
2. 2013 (12 games)	5,502
3. 2002 (15 games)	5,479
4. 1997 (12 games)	5,187
5. 2003 (13 games)	5,129
6. 2012 (13 games)	5,029
7. 1973 (13 games)	4,956
8. 2007 (12 games)	4,906
9. 2004 (12 games)	4,757
10. 2000 (13 games)	4,687

Game

1. at Marshall, 11/28/14	738
2. at Middle Tennessee, 9/13/14	718
3. vs. Bowling Green, 8/29/14	708
4. at Central Florida, 9/24/1994	660
5. vs. Tennessee-Martin, 9/9/2000	649
6. at Southern Illinois, 10/25/1997	621
7. vs. West Virginia Tech, 9/1/2005	620
8. vs. Southern Illinois, 10/29/1992	617
9. vs. Murray State, 9/8/1994	609
10. vs. Old Dominion, 10/25/14	601

Season, Per Game

1. 2014 (6,303 yds, 12 games)	525.2
2. 2013 (5,502 yds, 12 games)	458.5
3. 1952 (4,330 yds, 10 games)	433.0
4. 1997 (5,187 yds, 12 games)	432.2
5. 1998 (4,565 yds, 11 games)	415.0
6. 2007 (4,906 yds, 12 games)	408.8
7. 1993 (4,478 yds, 11 games)	407.1
8. 2005 (4,463 yds, 11 games)	405.7
9. 1994 (4,437 yds, 11 games)	403.4
10. 2004 (4,757 yds, 12 games)	396.4

TOTAL PLAYS

Season

1. 2002 (15 games)	996
2. 1975 (13 games)	970
3. 1973 (13 games)	943
4. 2014 (12 games)	912
5. 2013 (12 games)	875
6. 1988 (13 games)	866
7. 1997 (12 games)	853
8. 1984 (11 games)	846
9. 2007 (12 games)	845
2011 (12 games)	845

Game

1. at Middle Tennessee, 9/13/14	102
2. at Eastern Illinois, 11/10/1984	97
3. at Eastern Illinois, 11/15/1986	96
vs. Bowling Green, 8/29/14	96
5. vs. Murray State, 9/6/1997 (3 ot)	95
6. vs. Murray State, 11/22/1969	94
7. at Arkansas State, 11/13/2010	93

Season, Per Game

1. 1969 (777; 10 games)	77.7
2. 1979 (774; 10 games)	77.4
3. 1974 (773; 10 games)	77.3
4. 1984 (846; 11 games)	76.9
5. 2014 (912; 12 games)	76.0
6. 1994 (827; 11 games)	75.2
7. 1975 (970; 13 games)	74.6
8. 1982 (741; 10 games)	74.1
9. 1972 (734; 10 games)	73.4
10. 1981 (807; 11 games)	73.4





RECORD BOOK - TEAM

POINTS SCORED

Season

1. 2014 (12 games)	528
2. 2002 (15 games)	432
3. 1973 (13 games)	430
4. 1997 (12 games)	429
5. 2003 (13 games)	427
6. 2000 (13 games)	404
7. 2007 (12 games)	398
8. 1998 (11 games)	396
9. 2013 (12 games)	370
10. 2012 (13 games)	366

Season, Per Game

1. 2014 (528 pts, 12 games)	44.0
2. 1998 (396 pts, 11 games)	36.0
3. 1997 (429 pts, 12 games)	35.8
4. 1952 (336 pts, 10 games)	33.6
5. 2007 (398 points, 12 games)	33.2
6. 1973 (430 pts, 13 games)	33.1
7. 2003 (427 pts, 13 games)	32.8
8. 2000 (404 pts, 13 games)	31.1
9. 2013 (370 pts, 12 games)	30.8
2005 (339 pts, 11 games)	30.8

Game

1. vs. West Virginia Tech, 9/8/2007	87
2. vs. Bethel (Ky.), 11/27/1924	73
3. vs. Tennessee-Martin, 9/9/2000	71
4. vs. West Virginia Tech, 9/4/2003	67
at Marshall, 11/28/14	67
6. vs. Old Dominion, 10/25/14	66
vs. Western Illinois, 10/12/1968	66
vs. Kentucky Wesleyan, 8/29/1996	66

Season, First Quarter

1. 2014 (12 games)	151
2. 2003 (13 games)	117
3. 2007 (12 games)	111
4. 2001 (12 games)	108
5. 1998 (11 games)	107

Season, Second Quarter

1. 2014 (12 games)	159
2. 2000 (13 games)	145
3. 2002 (15 games)	143
4. 2007 (12 games)	125
5. 2013 (12 games)	116
1988 (13 games)	116

Season, Third Quarter

1. 1997 (12 games)	108
2. 2003 (13 games)	105
3. 2007 (12 games)	97
4. 2014 (12 games)	94
5. 1993 (11 games)	87

Season, Fourth Quarter

1. 2004 (12 games)	115
2. 2002 (15 games)	109
3. 2014 (12 games)	103
4. 2003 (13 games)	101
5. 1991 (11 games)	100

Season, First Half

1. 2014 (12 games)	310
2. 2002 (15 games)	243
3. 2007 (12 games)	236
4. 2000 (13 games)	229
5. 2003 (13 games)	221

Season, Second Half (including overtime)

1. 1997 (12 games)	226
2. 2014 (12 games)	218
3. 2003 (13 games)	206
4. 2004 (12 games)	198
5. 2002 (15 games)	189

Season, Fewest Per Game

1. 1916 (28 pts, 5 games)	5.6
2. 1915 (40 pts, 7 games)	5.7
3. 1925 (52 pts, 9 games)	5.8
4. 1921 (47 pts, 7 games)	6.7
5. 1914 (24 pts, 3 games)	8.0

TOUCHDOWNS SCORED

Season

1. 2014 (12 games)	69
2. 1973 (13 games)	62
3. 1997 (12 games)	56
4. 2002 (15 games)	54
1998 (11 games)	54
6. 2007 (12 games)	51
2003 (13 games)	51
8. 2000 (13 games)	50
9. 2012 (13 games)	48
10. 2013 (12 games)	47

Game

1. vs. West Virginia Tech, 9/8/2007	12
2. vs. Bethel (Ky.), 11/27/1924	11

MOST FIRST DOWNS

Season

1. 2014 (12 games)	321
2. 2013 (12 games)	287
3. 2007 (12 games)	266
4. 2012 (13 games)	265
5. 2002 (15 games)	263
6. 1997 (12 games)	254
7. 1994 (11 games)	246
8. 1973 (13 games)	241
9. 2003 (13 games)	233
10. 2004 (12 games)	224

Season, Rushing (since 1978)

1. 1997 (12 games)	202
2. 1998 (11 games)	184
3. 2002 (15 games)	182
4. 2001 (12 games)	173
5. 1994 (11 games)	168

Season, Passing (since 1978)

1. 2014 (12 games)	194
2. 2013 (11 games)	141
3. 1985 (11 games)	131
4. 1984 (11 games)	130
5. 2012 (13 games)	128



RECORD BOOK - TEAM

Game

1. vs. Bowling Green, 8/29/2014	40
2. at Marshall, 11/28/2014	37
3. at Murray State, 9/8/1994	34
4. at Central Florida, 9/24/1994	33
at Middle Tennessee, 9/13/2014	33
6. at Indiana State, 10/20/2007	32
vs. Old Dominion, 10/25/2014	32
8. vs. North Carolina Central, 10/27/2007	31
9. vs. West Virginia Tech, 9/6/2003	30

Game, Passing

1. vs. Bowling Green, 8/29/2014	29
2. at Marshall, 11/28/2014	22
at Middle Tennessee, 9/13/2014	22
4. at Middle Tennessee, 11/9/1985	20
5. at Navy, 9/27/2014	19
vs. Morehead State, 10/27/1984	19
vs. Murray State, 11/23/1985	19
vs. Troy, 10/26/13	19
9. at Akron, 11/15/1969	18
at Eastern Illinois, 11/15/1986	18

THIRD DOWN CONVERSIONS

Season (Since 1978)

1. 2005 (11 games)	0.517 (78-151)
2. 2014 (12 games)	0.500 (84-168)
3. 2012 (13 games)	0.482 (80-166)
4. 2006 (11 games)	0.479 (68-142)
5. 1993 (11 games)	0.476 (78-164)
6. 2013 (12 games)	0.462 (73-158)
7. 2004 (12 games)	0.434 (66-152)
8. 2011 (12 games)	0.433 (81-187)
9. 2002 (15 games)	0.429 (91-212)
10. 2003 (13 games)	0.415 (73-176)

FOURTH DOWN CONVERSIONS

Season (Since 1978)

1. 1989 (11 games)	0.765 (13-17)
2. 1997 (12 games)	0.720 (18-25)
3. 1988 (13 games)	0.649 (24-37)
4. 1996 (11 games)	0.632 (12-19)
5. 1985 (11 games)	0.621 (18-29)
6. 1986 (11 games)	0.615 (16-26)
7. 1978 (10 games)	0.600 (3-5)
8. 1990 (10 games)	0.594 (19-32)
9. 1998 (11 games)	0.583 (14-24)
10. 2007 (12 games)	0.579 (11-19)

RUSHING YARDS

Season

1. 1997 (12 games)	3,984
2. 2002 (15 games)	3,793
3. 1998 (11 games)	3,791
4. 2001 (12 games)	3,521
5. 2000 (13 games)	3,445
6. 1993 (11 games)	3,301
7. 2003 (13 games)	3,155
8. 1996 (11 games)	3,136
9. 1999 (11 games)	3,115
10. 2007 (12 games)	2,966

Season, Per Game

1. 1998 (3,791; 11 games)	344.6
2. 1997 (3,984; 12 games)	332.0
3. 1993 (3,301; 11 games)	300.1
4. 2001 (3,521; 12 games)	293.4
5. 1992 (2,871; 10 games)	287.1
6. 1996 (3,136; 11 games)	285.1
7. 1999 (3,115; 11 games)	283.2
8. 1995 (2,752; 10 games)	275.2
9. 2000 (3,445; 13 games)	265.0
10. 1967 (2,360; 9 games)	262.2

Game

1. at Southern Illinois, 1997	561
2. at Southern Illinois, 1992	554
3. vs. Tennessee-Martin, 2000	551
4. vs. Austin Peay, 1997	542
5. vs. Union, 1948	520

RUSHING ATTEMPTS

Season

1. 2002 (15 games)	828
2. 1975 (13 games)	727
3. 2000 (13 games)	722
4. 2001 (12 games)	720
5. 1997 (12 games)	716
6. 1998 (11 games)	669
7. 1993 (11 games)	646
8. 1994 (11 games)	632
1996 (11 games)	632
10. 1999 (11 games)	614

Season, Per Game

1. 1995 (610; 10 games)	61.0
2. 1998 (669; 11 games)	60.8
3. 2001 (720; 12 games)	60.0
4. 1997 (716; 12 games)	59.7
5. 1992 (596; 10 games)	59.2

Season, Per Attempt

1. 1998 (3,791 yds, 669 atts)	5.67
2. 1997 (3,984 yds, 716 atts)	5.65
3. 2003 (3,155 yds, 605 atts)	5.21
4. 2007 (2,966 yds, 579 atts)	5.12
5. 1993 (3,301 yds, 646 atts)	5.11

Game

1. at Murray State, 9/7/1996 (2 ot)	83
2. vs. New Haven, 10/3/1998	75
3. vs. Murray State, 9/6/1997 (3 ot)	73
vs. Elon, 10/24/1998 (ot)	73
5. vs. Eastern Illinois, 11/9/1991	72
vs. Troy, 10/29/1994	72
7. vs. Central Florida, 10/24/1992	71
vs. Florida A&M, 11/25/2000	71



RECORD BOOK - TEAM

RUSHING TOUCHDOWNS

Season

1. 1997 (12 games)	45
2. 1998 (11 games)	43
3. 2002 (15 games)	41
4. 1963 (11 games)	35
2004 (12 games)	35
6. 1963 (11 games)	34
2000 (13 games)	34
2001 (12 games)	34
2003 (13 games)	34
10. 1993 (11 games)	31
2013 (12 games)	31

YARDS PASSING

Season

1. 2014 (12 games)	4,380
2. 2013 (12 games)	3,138
3. 1985 (11 games)	3,064
4. 1984 (11 games)	2,812
5. 1973 (13 games)	2,675
6. 2012 (13 games)	2,667
7. 1986 (11 games)	2,520
8. 2006 (11 games)	2,248
9. 1981 (11 games)	2,109
10. 2004 (12 games)	2,043

Season, Per Game

1. 2014 (12 games)	365.0
2. 1985 (11 games)	278.5
3. 2013 (12 games)	261.7
4. 1984 (11 games)	255.6
5. 1986 (11 games)	229.1
6. 1973 (13 games)	205.8
7. 2012 (13 games)	205.2
8. 2006 (11 games)	204.4
9. 1969 (10 games)	204.2
10. 1981 (11 games)	191.7

Game

1. at Middle Tennessee, 9/13/2014	593
2. vs. Bowling Green, 8/29/2014	569
3. at Marshall, 11/28/2014	516
4. vs. Akron, 10/5/1985	494
5. at Akron, 11/15/1969	413

PASSES ATTEMPTED

Season

1. 2014 (12 games)	515
2. 1985 (11 games)	506
3. 1984 (11 games)	481
4. 1986 (11 games)	424
5. 2013 (12 games)	407
6. 1973 (13 games)	393
7. 2012 (13 games)	335
8. 1969 (10 games)	325
9. 2008 (12 games)	318
10. 2009 (12 games)	313

Season, Per Game

1. 1985 (506 atts, 11 games)	46.0
2. 1984 (482 atts, 11 games)	43.8
3. 2014 (515 atts, 12 games)	42.9
4. 1986 (424 atts, 11 games)	38.5
5. 2013 (407 atts, 12 games)	33.9

Game

1. at Middle Tennessee, 11/9/1985	69
2. at Middle Tennessee, 9/13/2014	66
3. vs. Akron, 10/5/1985	59
vs. Akron, 11/15/1969	59
5. vs. Bowling Green, 8/29/2014	56

PASSES COMPLETED

Season

1. 2014 (12 games)	347
2. 1985 (11 games)	281
3. 2013 (12 games)	266
4. 1984 (11 games)	251
5. 1986 (11 games)	219
6. 2012 (13 games)	213
7. 1973 (13 games)	197
8. 2009 (12 games)	181
9. 2006 (11 games)	175
10. 2011 (12 games)	168

Season, Per Game

1. 2014 (347 comp, 12 games)	28.9
2. 1985 (281 comp, 11 games)	25.5
3. 1984 (251 comp, 11 games)	22.8
4. 2013 (266 comp, 12 games)	22.2
5. 1986 (219 comp, 11 games)	19.9

Game

1. vs. Bowling Green, 8/29/2014	46
2. at Middle Tennessee, 9/13/2014	43
at Middle Tennessee, 11/9/1985	43
4. at Navy, 9/27/2014	38
5. vs. Akron, 11/15/1969	37

INTERCEPTIONS THROWN

Season

1. 1973 (13 games)	27
2. 1964 (10 games)	25
3. 1968 (10 games)	23
1974 (10 games)	23
1984 (11 games)	23
6. 1972 (10 games)	22
7. 1969 (10 games)	21
1976 (10 games)	21
9. 1965 (10 games)	20
10. 1977 (10 games)	19

Game

1. at Murray State, 11/21/1964	6
at Tennessee Tech, 10/14/1972	6
vs. Grambling, 12/8/1973	6

COMPLETION PERCENTAGE

Season

1. 2014 (12 games)	.674 (347-515)
2. 2013 (12 games)	.654 (266-407)
3. 2012 (13 games)	.636 (213-335)
4. 2007 (12 games)	.628 (167-266)
5. 1952 (10 games)	.615 (142-231)
6. 2006 (11 games)	.614 (175-285)
7. 2002 (15 games)	.601 (101-168)
8. 2004 (12 games)	.590 (131-222)
9. 2009 (12 games)	.578 (181-313)
10. 2005 (11 games)	.570 (134-235)



RECORD BOOK - TEAM

Game

1.	vs. Old Dominion, 10/25/2014	.885 (23-26)
2.	vs. Bowling Green, 8/29/2014	.821 (46-56)
3.	vs. Navy, 9/28/13	.806 (25-31)
4.	vs. Delta State, 11/1/1952	.800 (16-20)
	vs. Western Illinois, 9/30/2006	.800 (16-20)

TOUCHDOWN PASSES

Season

1.	2014 (12 games)	44
2.	1973 (13 games)	29
3.	2012 (13 games)	24
4.	1952 (10 games)	20
	1985 (11 games)	20
6.	1969 (10 games)	18
7.	1968 (10 games)	16
	1986 (11 games)	16
9.	2013 (12 games)	15
	2005 (11 games)	15
	2006 (11 games)	15

Game

1.	at Marshall, 11/28/2014	8
2.	vs. Bowling Green, 8/29/2014	6
3.	vs. UTSA, 11/22/2014	5
	vs. Old Dominion, 10/25/2014	5
	at Morehead State, 10/11/1952	5
	at Morehead State, 10/28/1972	5
	vs. Akron, 10/5/85	5

PUNTS

Season

1.	1975 (13 games)	104
2.	1986 (11 games)	80
3.	1973 (13 games)	78
	1976 (10 games)	78
	1982 (10 games)	78
	1983 (11 games)	78
7.	1985 (11 games)	77
8.	1970 (10 games)	76
9.	1981 (11 games)	73
10.	1974 (10 games)	72

Season, Per Game

1.	1975 (104; 13 games)	8.0
2.	1976 (78; 10 games)	7.8
	1982 (78; 10 games)	7.8
4.	1970 (76; 10 games)	7.6
5.	1986 (80; 11 games)	7.3

Game

1.	at Tennessee Tech, 10/19/1974	13
	at Tennessee State, 10/18/1986	13

PUNTING YARDS

Season

1.	1975 (13 games)	4,081
2.	1976 (10 games)	3,202
3.	1986 (11 games)	3,199
4.	1983 (11 games)	2,959
5.	1973 (13 games)	2,931
6.	2010 (12 games)	2,872
7.	1985 (11 games)	2,808
8.	1981 (11 games)	2,742
9.	1970 (10 games)	2,726
10.	1980 (10 games)	2,700

Season, Per Punt

1.	2009 (2,475 yds, 57 punts)	43.4
2.	2012 (1,919 yds, 46 punts)	41.7
3.	2004 (1,996 yds, 48 punts)	41.6
	2011 (2,662 yds, 64 punts)	41.6
5.	1976 (3,202 yds, 78 punts)	41.1
6.	2007 (1,919 yds, 47 punts)	40.8
7.	2010 (2,872 yds, 71 punts)	40.5
8.	2003 (2,224 yds, 55 punts)	40.4
9.	1980 (2,700 yds, 67 punts)	40.3
10.	1990 (2,216 yds, 55 punts)	40.0

Game

1.	vs. Tennessee Tech, 10/19/74	578
----	------------------------------	-----

PUNTS RETURNED

Season

1.	1974 (10 games)	60
2.	1973 (13 games)	53
3.	1975 (13 games)	52
4.	1997 (12 games)	49
5.	2002 (15 games)	47
6.	1972 (10 games)	44
7.	1981 (11 games)	41
8.	1976 (10 games)	40
9.	1980 (10 games)	39
	1983 (11 games)	39

Game

1.	vs. Middle Tennessee, 9/20/52	12
----	-------------------------------	----

PUNTS RETURNS FOR TD

Game

1.	vs. Cumberland (Tenn.), 9/11/99	2
----	---------------------------------	---

PUNT RETURN YARDS

Season

1.	2002 (15 games)	609
2.	1974 (10 games)	576
3.	2001 (12 games)	566
4.	1975 (13 games)	542
5.	1967 (9 games)	522
6.	2003 (13 games)	498
7.	1968 (10 games)	427
8.	1998 (11 games)	416
9.	2007 (12 games)	400
10.	1988 (13 games)	384

Season, Per Return

1.	2005 (11 games)	16.1
2.	1998 (11 games)	15.4
3.	2001 (12 games)	15.3
4.	2007 (12 games)	14.8
5.	1990 (10 games)	14.7
6.	1967 (9 games)	14.1
7.	1968 (10 games)	13.8
8.	2003 (13 games)	13.1
9.	2002 (15 games)	13.0
10.	1999 (11 games)	12.0

Game

1.	vs. Youngstown State, 10/11/80	167
2.	vs. Lamar, 9/15/79	161
3.	at Morehead State, 10/10/53	153



RECORD BOOK - TEAM

KICKOFFS RETURNED

Season

1.	2009 (12 games)	81
2.	2010 (12 games)	62
3.	1995 (10 games)	61
4.	2008 (12 games)	55
5.	2011 (12 games)	54
6.	2014 (12 games)	53
7.	1991 (11 games)	48
8.	1986 (11 games)	47
9.	1977 (10 games)	45
	1989 (11 games)	45
	2007 (12 games)	45

Game

1.	at Middle Tennessee, 10/24/2009	11
	at North Texas, 10/31/2009	11
3.	vs. Lamar, 9/15/1979	10
	at Louisiana Tech, 11/1/2014	10
5.	at Central Florida, 9/24/1994	9
6.	Eight times, last vs. Old Dominion, 10/25/2014	8

KICKOFF RETURN YARDS

Season

1.	2009 (12 games)	1,797
2.	2011 (12 games)	1,409
3.	2008 (12 games)	1,376
4.	2010 (12 games)	1,306
5.	1995 (10 games)	1,222
6.	2014 (12 games)	1,146
7.	1996 (11 games)	1,118
8.	2012 (13 games)	1,083
9.	1986 (11 games)	985
10.	2003 (13 games)	935

Season, Per Return

1.	2011 (12 games)	26.1
2.	1982 (10 games)	25.7
3.	1996 (11 games)	25.4
4.	2008 (12 games)	25.0
5.	2012 (13 games)	24.6
	2003 (13 games)	24.6
7.	1973 (13 games)	24.1
8.	1980 (10 games)	23.9
9.	1975 (13 games)	23.7
10.	2001 (12 games)	23.1

Game

1.	at North Texas, 10/31/2009	273
2.	at Middle Tennessee, 10/24/2009	271
3.	vs. Old Dominion, 10/25/2014	246
4.	at Marshall, 9/28/1996	235
5.	vs. North Texas, 11/1/2008	234
6.	at Kentucky, 9/11/2010	218
7.	vs. Louisville, 11/4/1989	209
8.	vs. Louisville, 10/27/1990	203
9.	vs. Navy, 9/10/11	202
10.	vs. Austin Peay, 9/16/1995	192

INTERCEPTIONS

Season

1.	1973 (13 games)	35
2.	1952 (10 games)	34
3.	2000 (13 games)	29
4.	1963 (11 games)	27
5.	2004 (12 games)	23
6.	1968 (10 games)	23
7.	1975 (13 games)	22
8.	1972 (10 games)	22
9.	2007 (12 games)	20
10.	2002 (15 games)	20

Game

1.	vs. Morehead State, 11/6/1965	7
	at Eastern Kentucky, 9/18/2004	7

INTERCEPTION RETURN YARDAGE

Season

1.	2000 (13 games)	506
2.	1973 (13 games)	458
3.	2014 (12 games)	398
4.	1968 (10 games)	355
5.	1952 (10 games)	313
6.	1974 (10 games)	296
7.	2007 (12 games)	269
8.	1992 (10 games)	267
9.	1972 (10 games)	251
10.	2002 (15 games)	241
	1966 (10 games)	241

Game

1.	vs. Murray State, 11/21/1992	153
2.	vs. Western Illinois, 10/12/1968	139

FUMBLES

Season

1.	1975 (13 games)	42
2.	1977 (10 games)	38
	1979 (10 games)	38
	1983 (11 games)	38
5.	1976 (10 games)	36

Game

1.	vs. Eastern Illinois, 11/12/1983 (lost 5)	9
2.	at Tampa, 9/21/1963 (lost 7)	8

FUMBLES LOST

Season

1.	1957 (8 games)	26
2.	1960 (9 games)	21
	1977 (10 games)	21
4.	1979 (10 games)	20
5.	1983 (11 games)	17
	1972 (10 games)	17

Game

1.	at Tampa, 9/21/1963	7
----	---------------------	---



RECORD BOOK - TEAM

PENALTIES

Season

1. 1988 (13 games)	120
2. 2002 (15 games)	97
3. 1994 (11 games)	93
4. 2000 (13 games)	90
5. 2011 (12 games)	89

Game

1. vs. Kentucky Wesleyan, 8/29/1996	17
2. vs. Indiana State, 11/5/1994	16
vs. West Virginia Tech, 9/1/2005	16
4. at Morehead State, 9/10/1988	15
5. Seven times, last vs. UT-Martin, 9/9/2000	14

PENALTY YARDS

Season

1. 1988 (13 games)	1,034
2. 1968 (10 games)	919
3. 1981 (11 games)	917
4. 1974 (10 games)	878
5. 1973 (13 games)	859

Game

1. at Evansville, 9/5/1981	167
2. vs. West Virginia Tech, 9/1/2005	166
3. vs. Kentucky State, 9/19/1981	161
4. at Morehead State, 9/10/1988	160
5. vs. Morehead State, 10/9/1954	153

SCORING DEFENSE

Season (Since 1954)

1. 1968 (10 games)	70
2. 1970 (10 games)	76
3. 1963 (11 games)	79
1964 (10 games)	79
5. 1958 (9 games)	87
6. 1961 (9 games)	88
7. 1962 (8 games)	92
8. 1974 (10 games)	95
9. 1972 (10 games)	97
10. 1967 (9 games)	98

Season, Average (Since 1954)

1. 1968 (10 games)	7.0
2. 1963 (11 games)	7.2
3. 1970 (10 games)	7.6
4. 1964 (10 games)	7.9
5. 1975 (13 games)	8.6
6. 1974 (10 games)	9.5
7. 1958 (9 games)	9.7
8. 1972 (10 games)	9.7
9. 1961 (9 games)	9.8
10. 1971 (10 games)	10





RECORD BOOK - TEAM

TACKLES

Season, Solo (Since 1978)

1. 1988 (13 games)	775
2. 2002 (15 games)	718
3. 1987 (11 games)	705
4. 2000 (13 games)	701
5. 2003 (13 games)	700

Season, Assisted (Since 1978)

1. 1983 (11 games)	841
2. 1981 (11 games)	769
3. 1979 (10 games)	659
4. 1982 (10 games)	648
5. 1980 (10 games)	615

Season, Total (Since 1978)

1. 1988 (13 games)	1352
2. 1981 (11 games)	1292
3. 1983 (11 games)	1250
4. 2002 (15 games)	1193
5. 2003 (13 games)	1172

SACKS

Season (Since 1984)

1. 2002 (15 games)	41
2. 1997 (12 games)	40
3. 2003 (13 games)	39
4. 2000 (13 games)	33
5. 1987 (11 games)	33
6. 1985 (11 games)	33
7. 2012 (13 games)	32
8. 2001 (12 games)	31
9. 2005 (11 games)	30
10. 1993 (11 games)	29

SACKS, YARDS

Season (Since 1984)

1. 2002 (15 games)	296
2. 2003 (13 games)	283
3. 2001 (12 games)	248
4. 1987 (11 games)	245
5. 1997 (12 games)	239

TACKLES FOR LOSS

Season (Since 1978)

1. 2003 (13 games)	135
2. 2002 (15 games)	132
3. 2001 (12 games)	107
4. 2012 (13 games)	97
5. 2000 (13 games)	94
1981 (11 games)	94
7. 2005 (11 games)	84
1999 (11 games)	84
9. 2011 (12 games)	79
10. 1983 (11 games)	78

TACKLES FOR LOSS, YARDS

Season (Since 1978)

1. 2002 (15 games)	490
2. 2003 (13 games)	436
3. 2012 (13 games)	413
4. 2001 (12 games)	395
5. 1981 (11 games)	388

PASS BREAKUPS

Season (Since 1979)

1. 2000 (13 games)	95
2. 1994 (11 games)	91
3. 1989 (11 games)	84
1998 (11 games)	84
5. 1993 (11 games)	77
6. 1996 (11 games)	68
7. 1986 (11 games)	67
8. 1997 (12 games)	64
9. 1988 (13 games)	62
10. 1985 (11 games)	61





RECORD BOOK - INDIVIDUAL

PASSING

PASS ATTEMPTS

Career

1. Jeff Cesarone, 1984-87	1,379
2. Kawaun Jakes, 2009-2012	1,099
3. Justin Haddix, 2003-06	947
4. Brandon Doughty, 2011-14	909
5. Leo Peckenpaugh, 1970-73	619
6. Johnny Vance, 1966-69	592
7. John Hall, 1977-80	571
8. Jimmy Feix, 1949-52	554

Season

1. Brandon Doughty, 2014	510
2. Jeff Cesarone, 1985	447
3. Jeff Cesarone, 1986	397
4. Brandon Doughty, 2013	347
5. Kawaun Jakes, 2012	312
6. Johnny Vance, 1969	307
7. Jeff Cesarone, 1987	297
8. Kawaun Jakes, 2010	291
9. Justin Haddix, 2005	279

Game

1. Brandon Doughty at Middle Tennessee, 2014	66
2. Johnny Vance vs. Akron, 1969	59
Jeff Cesarone vs. Akron, 1985	59
4. Jeff Cesarone at EIU, 1986	58
5. Brandon Doughty vs. Bowling Green, 2014	56
6. Scott Travis vs. App. State, 1985	55
7. Brandon Doughty at Navy, 2014	54
8. Jeff Cesarone vs. Murray St., 1985	51
9. Brandon Doughty at Marshall, 2014	50
Jeff Cesarone vs. MT, 1985	50
Jeff Cesarone vs. EKU, 1985	50

PASS COMPLETIONS

Career

1. Jeff Cesarone, 1984-87	735
2. Kawaun Jakes, 2009-2012	636
3. Brandon Doughty, 2011-Present	604
4. Justin Haddix, 2003-06	541
5. Johnny Vance, 1966-69	289
6. John Hall, 1977-80	286
7. Leo Peckenpaugh, 1970-73	283
8. Ralph Antone, 1979-82	278

Season

1. Brandon Doughty, 2014	344
2. Jeff Cesarone, 1985	253
3. Brandon Doughty, 2013	246
4. Jeff Cesarone, 1986	207
5. Kawaun Jakes, 2012	200
6. Justin Haddix, 2006	171
7. Johnny Vance, 1969	155
8. Kawaun Jakes, 2011	153
9. Jeff Cesarone, 1987	152
10. Kawaun Jakes, 2010	149

Game

1. Brandon Doughty vs. Bowling Green, 2014	46
2. Brandon Doughty at Middle Tennessee, 2014	43
3. Brandon Doughty at Navy, 2014	38
4. Johnny Vance at Akron, 1969	37
5. Jeff Cesarone vs. Akron, 1985	36
6. Brandon Doughty at Marshall, 2014	34
7. Jeff Cesarone at Eastern Illinois, 1986	33
8. Jeff Cesarone at Eastern Kentucky, 1985	32
9. Jeff Cesarone vs. Middle Tennessee, 1984	31
Jeff Cesarone at Middle Tennessee, 1985	31
Jeff Cesarone vs. Murray State, 1985	31

NET PASSING YARDS

Career

1. Jeff Cesarone, 1984-87	8,566
2. Justin Haddix, 2003-06	7,929
3. Kawaun Jakes, 2009-2012	7,339
4. Brandon Doughty, 2011-Present	7,314
5. Johnny Vance, 1966-69	4,046
6. John Hall, 1977-80	3,876
7. Jimmy Feix, 1949-52	3,780

Season

1. Brandon Doughty, 2014	4,344
2. Brandon Doughty, 2013	2,857
3. Jeff Cesarone, 1985	2,737
4. Kawaun Jakes, 2012	2,488
5. Jeff Cesarone, 1986	2,396
6. Justin Haddix, 2006	2,186
7. Justin Haddix, 2004	1,976
8. Johnny Vance, 1969	1,943
9. Justin Haddix, 2005	1,892
10. Jeff Cesarone, 1987	1,887

Game

1. Brandon Doughty at Middle Tennessee, 2014	593
2. Brandon Doughty vs. Bowling Green, 2014	569
3. Jeff Cesarone vs. Akron, 1985	494
4. Brandon Doughty at Marshall, 2014	491
5. Johnny Vance at Akron, 1969	413
6. Jeff Cesarone vs. EKU, 1986	396
Jeff Cesarone at EIU, 1986	396
8. Brandon Doughty vs. Troy, 2013	387





RECORD BOOK - INDIVIDUAL

COMPLETION PERCENTAGE

Career (Min. 100 comp.)

1. Brandon Doughty, 2012-Present	.664 (604-909; 7,314 yds)
2. Kawaun Jakes, 2009-2012	.579 (636-1,099; 7,339 yds)
3. Justin Haddix, 2003-06	.571 (541-947; 7,929 yds)
4. David Wolke, 2007-08	.545 (194-356; 2,200 yds)
5. Ralph Antone, 1979-82	.536 (278-519; 3,555 yds)
6. Jeff Cesarone, 1984-87	.533 (735-1,379; 8,566 yds)
7. John Hall, 1977-80	.501 (286-571; 3,876 yds)

Season (Min. 75 comp.)

1. Brandon Doughty, 2014	.675 (344-510; 4,344 yds)
2. Brandon Doughty, 2013	.658 (246-374; 2,857 yds)
3. Kawaun Jakes, 2012	.641 (200-312; 2,488 yds)
4. Jimmy Feix, 1952 (Led NCAA)	.632 (127-201; 1,752 yds)
5. Justin Haddix, 2006	.613 (171-279; 2,186 yds)
6. Kawaun Jakes, 2009	.607 (148-244; 1,516 yds)
7. Jason Michael, 2002	.606 (100-165; 1,661 yds)
8. Justin Haddix, 2004	.586 (126-215; 1,976 yds)
9. Justin Haddix, 2005	.570 (131-230; 1,892 yds)
10. Jeff Cesarone, 1985	.566 (253-447; 2,737 yds)

Game (Min. 10 comp.)

1. Brandon Doughty vs. Old Dominion, 2014	.885 (23-26)
2. Marty Jagers at Austin Peay, 1981	.833 (10-12)
Willie Taggart at UT Martin, 1997	.833 (10-12)
4. Brandon Doughty vs. Bowling Green, 2014	.821 (46-56)
5. Ralph Antone at Kentucky St., 1981	.818 (9-11)
David Wolke vs. NC Central, 2007	.818 (9-11)
7. Brandon Doughty vs. Navy, 2013	.806 (25-31)
8. Jimmy Feix vs. Delta St., 1952	.800 (16-20)
Justin Haddix vs. Western Ill., 2006	.800 (16-20)

TOUCHDOWN PASSES

Career

1. Brandon Doughty, 2011-Present	58
2. Kawaun Jakes, 2009-12	51
3. Justin Haddix, 2003-06	50
4. Jeff Cesarone, 1984-87	46
5. Leo Peckenpaugh, 1970-73	35
6. Jimmy Feix, 1949-52	30
John Hall, 1977-80	
Willie Taggart, 1995-98	

Season

1. Brandon Doughty, 2014	44
2. Kawaun Jakes, 2012	22
3. Jeff Cesarone, 1985	18
4. Johnny Vance, 1969	16
5. Jimmy Feix, 1952	15
Jeff Cesarone, 1986	15
Justin Haddix, 2005	15
8. Justin Haddix, 2004	14
Brandon Doughty, 2013	14
10. Dennis Tomek, 1973	13
Ralph Antone, 1982	13
Justin Haddix, 2003	13

Game

1. Brandon Doughty at Marshall, 2014	8
2. Brandon Doughty vs. Bowling Green, 2014	6
3. Brandon Doughty vs. Old Dominion, 2014	5
Brandon Doughty vs. UTSA, 2014	5
John Hall at Morehead St., 1978	5
Jeff Cesarone vs. Akron, 1985	5
7. Brandon Doughty at Middle Tennessee, 2014	4
Johnny Vance at WIU, 1968	4
Leo Peckenpaugh at Murray St., 1973	4
Kawaun Jakes vs. APSU, 2012	4
Kawaun Jakes vs. ULM, 2012	4

LONGEST PASS

1. Leo Peckenpaugh to Porter Williams at Murray State, 1970	96
Jeff Cesarone to Keith Paskett vs Akron, 1985	96
3. John Hall to Eddie Preston at Austin Peay, 1979	93
4. Bill Smith to Eddie Preston vs. Austin Peay, 1976	92

*All resulted in touchdowns

INTERCEPTIONS THROWN

Career

1. Johnny Vance, 1966-69	43
2. Jeff Cesarone, 1984-87	42
3. Leo Peckenpaugh, 1970-73	38
Kawaun Jakes, 2009-2012	38
5. Justin Haddix, 2003-06	36

Season

1. Shanon Miller, 1964	20
2. Johnny Vance, 1969	18
3. Mike Egan, 1965	15
Johnny Vance, 1968	15
Dennis Tomek, 1973	15

Game

1. Dennis Tomek vs. Grambling, 1973	6
2. Jimmy Feix at Marshall, 1951	5
Doug Bartholomew at Akron, 1977	5
Brandon Doughty at Tennessee, 2013	5





RECORD BOOK - INDIVIDUAL

RECEIVING

RECEPTIONS

Career

1. Jake Gaebler, 2006-09 (1,430 yds)	168
2. Willie McNeal, 2010-Present (2,026 yds)	166
3. Jack Doyle, 2009-2012 (1,733 yds)	156
4. Curtis Hamilton, 2004-07 (2,324 yds)	149
5. Alan Mullins, 1982-85 (1,866 yds)	134
6. Jay Davis, 1968-71 (2,236 yds)	131
7. Keith Paskett, 1983-86 (2,117 yds)	123
8. Robert Coates, 1986-89 (1,445 yds)	119
Cedric Jones, 1984-86, '88 (1,632 yds)	119

Season

1. Curtis Hamilton, 2007 (873 yds)	66
Porter Williams, 1973 (1,107 yds)	66
3. Alan Mullins, 1985 (849 yds)	65
4. Jared Dangerfield, 2014 (738 yds)	64
5. Jake Gaebler, 2008 (588 yds)	54
6. Jack Doyle, 2012 (566 yds)	53
7. Curtis Hamilton, 2006 (841 yds)	52
Casey Rooney, 2003 (946 yds)	52
Jack Doyle, 2011 (614 yds)	52
10 Willie McNeal, 2014 (511 yds)	51

Game

1. Jay Davis at Akron, 1969	15/191 yards
2 Taywan Taylor vs. Bowling Green, 2014	12/185 yards
Curtis Hamilton vs. Eastern Ky., 2007	12/139 yards
Pat McKenzie vs. Eastern Ill., 1984	12/92 yards
5. Keith Paskett vs. Eastern Ill., 1986	11/187 yards
Cedric Jones vs. Livingston, 1986	11/121 yards
Jake Gaebler vs. Middle Tennessee, 2008	11/125 yards
8. Jared Dangerfield vs. Bowling Green, 2014	10/92 yards
Jake Gaebler at Southern Ill., 2006	10/133 yards
Alan Mullins vs. Murray St., 1985	10/116 yards
Alan Mullins at Middle Tennessee, 1985	10/84 yards
Cedric Jones vs. Murray St., 1985	10/128 yards

RECEIVING YARDS

Career

1. Curtis Hamilton, 2004-07 (149 catches)	2,324
2. Jay Davis, 1968-71 (131 catches)	2,236
3. Keith Paskett, 1983-86 (123 catches)	2,117
4. Eddie Preston, 1976-79 (114 catches)	2,083
5. Willie McNeal, 2010-Present (166 catches)	2,026
6. Jake Gaebler, 2006-09 (168 catches)	1,924
7. Alan Mullins, 1982-85 (124 catches)	1,866
8. Porter Williams, 1970-73 (105 catches)	1,826
9. Jack Doyle, 2009-12 (147 catches)	1,733
10. Cedric Jones, 1984-86, '88 (117 catches)	1,632

Season

1. Porter Williams, 1973 (66 catches)	1,107
2. Casey Rooney, 2003 (52 catches)	946
3. Curtis Hamilton, 2007 (66 catches)	873
4. Joey Stockton, 1995 (33 catches)	863
5. Maurice Perkins, 2004 (43 catches)	849
Alan Mullins, 1985 (65 catches)	849
7. Curtis Hamilton, 2006 (52 catches)	841
8. Keith Paskett, 1985 (47 catches)	829
9. Jay Davis, 1969 (46 catches)	809
10. Joey Stockton, 1997 (39 catches)	772

Game

1. Joey Stockton at Austin Peay, 1995	276/7 rec.
2. Joey Stockton vs. Murray St., 1997 (3 ot)	194/7 rec.
3. Jay Davis at Akron, 1969	191/15 rec.
4. Malcolm Darden at Chattanooga, 1987	188/5 rec.
5. Keith Paskett at Eastern Ill., 1986	187/ 11 rec.
6. Taywan Taylor vs. Bowling Green, 2014	185/12 rec.

TOUCHDOWN RECEPTIONS

Career

1. Eddie Preston, 1976-79	22
2. Porter Williams, 1970-73	21
3. Willie McNeal, 2010-Present	20
4. Curtis Hamilton, 2004-07	19
Jay Davis, 1968-71	19

Season

1. Porter Williams, 1973	11
2. Jared Dangerfield, 2014	10
Curtis Hamilton, 2006	10
4. Willie McNeal, 2014	7
Taywan Taylor, 2014	7
Alan Mullins, 1985	7
Keith Paskett, 1985	7
Eddie Preston, 1979	7
Jay Davis, 1969	7
10. Joey Stockton, 1996	6
Joey Stockton, 1995	6
John Newby, 1982	6
Willie McNeal, 2012	6

Game

1. Porter Williams vs. Murray St., 1973	4
2. Tyler Higbee at Marshall, 2014	3
Eddie Preston at Morehead St., 1978	3
Porter Williams vs. East Tennessee, 1971	3





RECORD BOOK - INDIVIDUAL

RUSHING

RUSHING ATTEMPTS

Career

1. Bobby Rainey, 2008-11 (4,542 yds)	895
2. Lerron Moore, 2003-06 (4,396 yds)	828
3. Willie Taggart, 1995-98 (3,997 yds)	721
4. Antwan Floyd, 1993-96 (3,775 yds)	697
5. Joe Arnold, 1985-88 (3,570 yds)	642
6. Antonio Andrews, 2010-13 (3,674 yds)	618
7. Jimmy Woods, 1975-78 (2,479 yds)	612
8. Dickie Moore, 1965-68 (3,560 yds)	607

Season

1. Bobby Rainey, 2011 (1,695 yds)	369
2. Bobby Rainey, 2010 (1,649 yds)	340
3. Antonio Andrews, 2012 (1,728 yds)	304
4. Jon Frazier, 2002 (1,537 yds)	303
5. Lawrence Jefferson, 1975 (880 yds)	293
6. Joe Arnold, 1988 (1,668 yds)	278
7. Lerron Moore, 2003 (1,490 yds)	273
8. Leon Allen, 2014 (1,490 yds)	259

Game

1. Bobby Rainey vs Middle Tennessee, 2010	45
2. Don Smith vs. Missouri State, 1989	41
3. Glendell Miller vs. Murray State, 1982	39
4. Clarence Jackson at Butler, 1971	38
Elmer Caldwell at Eastern Kentucky, 1979	38
6. Antonio Andrews at La.-Lafayette, 2012	37
7. Glendell Miller at Akron, 1983	36
Willie Taggart vs. Elon, 1998	36



RUSHING YARDS

Career

1. Bobby Rainey, 2008-11 (895 atts)	4,542
2. Lerron Moore, 2003-06 (828 atts)	4,396
3. Willie Taggart, 1995-98 (721 atts)	3,997
4. Antwan Floyd, 1993-96 (697 atts)	3,775
5. Antonio Andrews, 2010-13 (618 atts)	3,674
6. Joe Arnold, 1985-88 (642 atts)	3,570
7. Dickie Moore, 1965-68 (607 atts)	3,560

Season

1. Antonio Andrews, 2013 (267 atts)	1,730
2. Antonio Andrews, 2012 (304 atts)	1,728
3. Bobby Rainey, 2011 (369 atts)	1,695
4. Joe Arnold, 1988 (278 atts)	1,668
5. Bobby Rainey, 2010 (340 atts)	1,649
6. Jon Frazier, 2002 (303 atts)	1,537
7. Leon Allen, 2014 (259 atts)	1,490
Lerron Moore, 2003 (273 atts)	1,490
8. Dickie Moore, 1967 (208 atts)	1,444
9. Antwan Floyd, 1994 (240 atts)	1,327
10. Willie Taggart, 1998 (210 atts)	1,313

Game

1. Leon Allen vs. Army, 2014	345
2. Eddie Thompson vs. Southern Ill., 10/29/92	309
2. Clarence Jackson at Butler, 11/13/71	297
3. Willie Taggart at Southern Illinois, 10/25/97	289
4. Joe Arnold at North Carolina A&T, 11/21/87	260
5. Rod Smart at Eastern Illinois, 10/30/99	258

RUSHING YARDS (QB)

Career

1. Willie Taggart, 1995-98 (721 atts)	3,997
2. Eddie Thompson, 1991-93 (387 atts)	2,349
3. Donte Pimpleton, 1998-2001 (242 atts)	1,351
4. Jason Johnson, 2000-01 (253 atts)	1,164
5. Jason Michael, 1999-2002 (318 atts)	1,038

Season

1. Willie Taggart, 1998 (210 atts)	1,313
2. Willie Taggart, 1997 (189 atts)	1,257
3. Willie Taggart, 1996 (167 atts)	997
4. Eddie Thompson, 1992 (113 atts)	837
5. Eddie Thompson, 1993 (120 atts)	830

Game

1. Eddie Thompson vs. Southern Ill., 1992 (NCAA Record)	309
2. Willie Taggart vs. Southern Illinois, 1997	289
3. Donte Pimpleton at Illinois State, 2001	245
4. Willie Taggart vs. Elon, 1998	217
5. Willie Taggart at South Florida, 1998	206

LONGEST RUSH

1. Pedro Bacon vs. Livingston, 1986	99-TD
2. Gene McFadden vs. East Tennessee, 1953	96-TD
3. Lerron Moore vs. Southern Illinois, 2003	91-TD
Lou Cullen at Mississippi, 1942	91-TD
5. Donte Pimpleton at Illinois St., 2001	90-TD
Pedro Bacon at Missouri State, 1988	90-TD
7. Rod Smart at Eastern Kentucky, 1999	89-TD
8. Stephen Willis vs. Troy, 2007	86-TD
9. Joey Stockton at Southern Illinois, 1997	84-TD
10. Joe Arnold vs. North Carolina A&T, 1988	81-TD



RECORD BOOK - INDIVIDUAL

RUSHING TOUCHDOWNS

Career

1. Willie Taggart, 1995-98	47
2. Lerron Moore, 2003-06	43
3. Clarence Jackson, 1970-73	37
4. Dickie Moore, 1965-68	34

Season

1. Dickie Moore, 1967	19
-----------------------	----

MOST 200-YARD RUSHING GAMES

Career

1. Antonio Andrews, 2010-13	5
2. Bobby Rainey, 2008-11	4
Eddie Thompson, 1991-93	4
4. Willie Taggart, 1995-98	3
5. Leon Allen, 2012-Present	2
Joe Arnold, 1985-88	2
Dickie Moore, 1965-68	2

Season

1. Bobby Rainey, 2011	3
Antonio Andrews, 2012	3
3. Leon Allen, 2014	2
Antonio Andrews, 2013	2
Willie Taggart, 1998	2
Eddie Thompson, 1993	2
Eddie Thompson, 1992	2
Dickie Moore, 1967	2

MOST 150-YARD RUSHING GAMES

Career

1. Bobby Rainey, 2008-11	11
2. Antonio Andrews, 2010-13	9
3. Willie Taggart, 1995-98	8
4. Lerron Moore, 2003-06	7
Dickie Moore, 1965-68	7
6. Joe Arnold, 1985-88	6

Season

1. Bobby Rainey, 2010	7
2. Antonio Andrews, 2013	5
3. Antonio Andrews, 2012	4
Bobby Rainey, 2011	4
Rod Smart, 1999	4
Willie Taggart, 1998	4
Joe Arnold, 1988	4
Dickie Moore, 1967	4

MOST 100-YARD RUSHING GAMES

Career

1. Antonio Andrews, 2010-13	21
Lerron Moore, 2003-06	21
3. Bobby Rainey, 2008-11	19
4. Antwan Floyd, 1993-96	18
5. Willie Taggart, 1995-98	17
Dickie Moore, 1965-68	17
7. Joe Arnold, 1985-88	13

Season

1. Antonio Andrews, 2013	11
2. Antonio Andrews, 2012	10
Bobby Rainey, 2011	10
4. Bobby Rainey, 2010	9
Jon Frazier, 2002	9
Antwan Floyd, 1994	9
7. Lerron Moore, 2003	8
Joe Arnold, 1988	8
Dickie Moore, 1967	8
10. Willie Taggart, 1998	7

CONSECUTIVE 100-YARD RUSHING GAMES

1. Antonio Andrews, 2013	11
2. Bobby Rainey, 2010-11	8
Antwan Floyd, 1994-95	8
4. Antonio Andrews, 2012	7
5. Lerron Moore, 2003	5
Bobby Rainey, 2011	5
7. Willie Taggart, 1998	4
Joe Arnold, 1988	4
Dickie Moore, 1967 (twice)	4
10. Leon Allen, 2014	3





RECORD BOOK - INDIVIDUAL

TOTAL OFFENSE

PLAYS

Career

1. Jeff Cesarone, 1984-87 (7,852 yds)	1,545
2. Kawaun Jakes, 2009-2012 (8,112 yds)	1,456
3. Justin Haddix, 2003-06 (8,890 yds)	1,309
4. Willie Taggart, 1995-98 (7,270 yds)	1,141
5. Brandon Doughty, 2011-Present (7,147 yds)	982
6. Leo Peckenpaugh, 1970-73 (4,107 yds)	940
7. Bobby Rainey, 2008-11 (4,595 yds)	900
8. John Hall, 1977-80 (3,696 yds)	751

Season

1. Brandon Doughty, 2014 (4,288)	547
2. Jeff Cesarone, 1985 (2,542 yds)	489
3. Jeff Cesarone, 1986 (2,169 yds)	453
4. Johnny Vance, 1969 (2,164 yds)	412
5. Brandon Doughty, 2013 (2,748 yds)	408
6. Kawaun Jakes, 2010 (1,880 yds)	387
7. Kawaun Jakes, 2012 (2,546 yds)	378
8. Bobby Rainey, 2011 (1,743 yds)	371
9. Kawaun Jakes, 2009 (1,871 yds)	369
10. Ralph Antone, 1982 (1,502 yds)	361

YARDS

Career

1. Justin Haddix, 2003-06 (1,309 plays)	8,890
2. Willie Taggart, 1995-98 (1,456 plays)	8,112
3. Jeff Cesarone, 1984-87 (1,545 plays)	7,852
4. Brandon Doughty, 2011-Present (982 plays)	7,147
5. Kawaun Jakes, 2009-2012 (1,104 plays)	5,766
6. Johnny Vance, 1966-69 (709 plays)	4,782
7. Bobby Rainey, 2008-11 (900 plays)	4,595
8. Eddie Thompson, 1991-93 (636 plays)	4,109

Season

1. Brandon Doughty, 2014 (547 plays)	4,288
2. Brandon Doughty, 2013 (408 plays)	2,748
3. Kawaun Jakes, 2012 (378 plays)	2,546
4. Jeff Cesarone, 1985 (489 plays)	2,542
5. Willie Taggart, 1997 (320 plays)	2,403
6. Jason Michael, 2002 (335 plays)	2,303
7. Justin Haddix, 2004 (301 plays)	2,291
8. Justin Haddix, 2006 (336 plays)	2,211
9. Justin Haddix, 2005 (343 plays)	2,210
10. Jeff Cesarone, 1986 (453 plays)	2,169

ALL-PURPOSE YARDS

Career

1. Bobby Rainey, 2008-11 (4,542 R, 682 C, 51 PR, 1,631 KOR)	6,906
2. Antonio Andrews, 2010-13 (3,674 R, 963 C, 382 PR, 1,780 KOR)	6,799
3. Joey Stockton, 1994-97 (226 R, 2,057 C, 695 PR, 2,302 KOR)	5,280
4. Joe Arnold, 1985-88 (3,570 R, 700 C, 903 KOR)	5,173
5. Lerron Moore, 2003-06 (4,396 R, 211 C)	4,607
6. Willie Taggart, 1995-98 (3,997 R, -1 C)	3,996
7. Clarence Jackson, 1970-73 (2,707 R, 199 C, 258 PR, 634 KOR)	3,798

Season

1. Antonio Andrews, 2012 (1,728 R, 432 C, 234 PR, 767 KOR)	3,161
2. Antonio Andrews, 2013 (1,730 R, 478 C, 97 PR, 314 KOR)	2,619
3. Bobby Rainey, 2009 (939 R, 83 C, 29 PR, 1,050 KOR)	2,101
4. Bobby Rainey, 2011 (1,695 R, 361 C)	2,056
5. Joe Arnold, 1988 (1,668 R, 72 C, 262 KOR)	2,002
6. Joey Stockton, 1995 (46 R, 863 C, 147 pt rets, 934 KOR)	1,990
7. Jon Frazier, 2002 (1,537 R, 78 C, 328 KOR)	1,943
8. Leon Allen, 2014 (1,490 R, 431 C)	1,921
9. Bobby Rainey, 2010 (1,649 R, 230 C)	1,879
10. Joey Stockton, 1996 (13 R, 472 C, 300 PR, 778 KOR)	1,563

Season, Per Game

1. Antonio Andrews, 2012 (3,161 yds, 13 gms)	243.2
2. Antonio Andrews, 2013 (2,619 yds, 12 gms)	218.2
3. Joey Stockton, 1995 (1,990 yds, 10 gms)	199.0
4. Bobby Rainey, 2009 (2,101 yds, 12 gms)	175.1
5. Bobby Rainey, 2011 (2,056 yds, 12 gms)	171.3
6. Dickie Moore, 1967 (1,456 yds, 10 gms)	161.8
7. Leon Allen, 2014 (1,921 yds, 12 gms)	160.1
8. Bobby Rainey, 2010 (1,879 yds, 12 gms)	156.6
9. Joe Arnold, 1988 (2,002 yds, 13 gms)	154.0
10. Joey Stockton, 1996 (1,563 yds, 11 gms)	142.1

POINTS SCORED

Career

1. Chris James, 2004-07 (PK)	298
2. Willie Taggart, 1995-98 (QB)	286
3. Peter Martinez, 2000-02 (PK)	279
4. Garrett Schwettman, 2012-Present (PK)	267
5. Jeff Poisel, 1996-99 (PK)	265
6. Lerron Moore, 2003-06 (RB)	260
7. Clarence Jackson, 1970-73 (RB)	252
8. Dan Maher, 1985-88 (PK)	250
9. Bobby Rainey, 2008-11 (RB)	242
10. Dickie Moore, 1965-68 (RB)	206

Season

1. Matt Lange, 2003	117
2. Clarence Jackson, 1973	114
Dickie Moore, 1967	114
4. Garrett Schwettman, 2014	111
5. Peter Martinez, 2002	103
6. Bobby Rainey, 2011	102
7. Peter Martinez, 2000	100
8. Antonio Andrews, 2013	96
Willie Taggart, 1997	96
10. Willie Taggart, 1998	92

Game

1. Antonio Andrews vs. Morgan State, 2013	30
2. KeShawn Simpson vs. Georgia State, 2013	24
Brian Porter at Fla. International, 2004	24
Lerron Moore vs. Western Ill., 2004	24
Joey Stockton vs. Southern Ill., 1996	24
Eddie Thompson vs. Southern Ill., 1992	24
Joe Arnold at North Carolina A&T, 1987	24
Porter Williams vs. Murray St., 1973	24
Dickie Moore vs. Tennessee Tech, 1967	24
Carroll Broderick vs. Evansville, 1932	24



RECORD BOOK - INDIVIDUAL

POINTS SCORED, KICKER

Career

1. Chris James, 2004-07	298
2. Peter Martinez, 2000-02	279
3. Garrett Schwettman, 2012-Present	267
4. Jeff Poisel, 1996-99	265
5. Dan Maher, 1985-88	250
6. Matt Lange, 2003	117
7. Jim Griffiths, 1980-82	116
8. Casey Tinius, 2010	113
9. Chris Pino, 1990-93	112

Season

1. Matt Lange, 2003	117
2. Garrett Schwettman, 2014	111
3. Peter Martinez, 2002	103
4. Peter Martinez, 2000	100
5. Chris James, 2005	87
Jeff Poisel, 1997	87
7. Garrett Schwettman, 2013	84
Chris James, 2007	84
9. Dan Maher, 1988	80
10. Peter Martinez, 2001	76

Game

1. Matt Lange vs. Eastern Kentucky, 2003	18
2. Garrett Schwettman at Middle Tennessee, 2014	17
3. Peter Martinez vs. UT-Martin, 2000	15
4. Garrett Schwettman vs Troy, 2013	14
Chris James vs. N.C. Central, 2007	14
Chris James vs. Youngstown St., 2004	14
Chris Pino vs. Central Florida, 1992	14
7. Tanner Siewert vs. Murray St., 2008	13
Chris James vs. Missouri St., 2005	13
Chris James at Illinois St., 2005	13
Matt Lange at Youngstown St., 2003	13
Matt Lange vs. West Virginia Tech, 2003	13
Jeff Poisel at Eastern Kentucky, 1997	13

TOUCHDOWNS SCORED

Career

1. Willie Taggart, 1995-98	47
2. Lerron Moore, 2003-06	43
3. Clarence Jackson, 1970-73	42
4. Bobby Rainey, 2008-11	40
5. Dickie Moore, 1965-68	34
6. Antonio Andrews, 2010-13	33
7. Joe Arnold, 1985-88	32
8. Antwan Floyd, 1993-96	27
Jim Vorhees, 1966-69	27

Season

1. Clarence Jackson, 1973	19
Dickie Moore, 1967	19
3. Bobby Rainey, 2011	17
4. Willie Taggart, 1997	16
5. Antonio Andrews, 2013	16
6. Leon Allen, 2014	15
Antonio Andrews, 2012	15
Bobby Rainey, 2010	15
Willie Taggart, 1998	15
Joe Arnold, 1988	15

Game

1. Antonio Andrews vs. Morgan State, 9/21/13	5
2. Keshawn Simpson vs. Georgia State, 11/2/13	4
Brian Porter at Fla. International, 11/20/04	4
Lerron Moore vs. Western Ill., 11/13/04	4
Joey Stockton vs. Southern Ill., 11/2/96	4
Eddie Thompson vs. Southern Ill., 10/29/92	4
Joe Arnold at North Carolina A&T, 11/21/87	4
Porter Williams vs. Murray St., 11/17/73	4
Dickie Moore vs. Tennessee Tech, 10/14/67	4





RECORD BOOK - INDIVIDUAL

SPECIAL TEAMS

FIELD GOALS

Career

1. Chris James, 2004-07	51
2. Peter Martinez, 2000-02	49
3. Dan Maher, 1985-88	47
4. Garrett Schwettman, 2012-Present	39
5. Jeff Poisel, 1996-99	31
6. Matt Lange, 2003	23
7. Jim Griffiths, 1980-82	19
8. Chris Pino, 1990-93	17
9. Dave Betz, 1976-77	15
10. Casey Tinius, 2009-2011	14

Season

1. Matt Lange, 2003	23
2. Peter Martinez, 2002	18
3. Peter Martinez, 2000	17
4. Garrett Schwettman, 2014	16
5. Chris James, 2005	15
Dan Maher, 1988	15
7. Casey Tinius, 2009	14
Chris James, 2007	14
Peter Martinez, 2001	14
10. Garrett Schwettman, 2013	13
Chris James, 2006	13
Dan Maher, 1987	13

LONGEST FIELD GOALS

1. Dick Herron at Middle Tennessee, 11/6/71	57
2. Chris James at Missouri St., 10/14/06	54
3. Chris James vs. Northern Iowa, 11/5/05	52
Dan Maher at Louisville, 9/20/86	52
5. Peter Martinez at Furman, 12/1/01	51
Dan Maher at Austin Peay, 10/25/86	51
7. Dave Betz at Murray St., 11/20/76	50
Tanner Siewert at Kentucky, 9/27/08	50
9. Peter Martinez at Georgia Southern, 12/14/02	49
Dan Maher at Eastern Kentucky, 10/3/87	49

LONGEST FIELD GOALS ATTEMPTED

1. Dave Betz at Murray St., 11/20/76	57
Charlie Johnson at East Tennessee, 10/5/74	57
Steve Wilson at Middle Tennessee, 11/6/71	57
Dick Herron at MTSU, 11/6/71 (GOOD)	57
5. Chris James at Ball St., 10/13/07	55
Brian Claybourn vs. Northern Iowa, 11/8/03	55
7. Chris James at Missouri St., 10/14/06 (GOOD)	54
Peter Martinez vs. Murray St., 11/30/02	54
Dave Betz vs. Murray St., 11/19/77	54
Dick Herron vs. Eastern Kentucky, 10/21/72	54

CONSECUTIVE FIELD GOALS MADE

1. Chris James, 2005	10
Matt Lange, 2003	10
3. Will Sweeney, 1994	9
Chris Pino, 1993	9
5. Garrett Schwettman, 2012-13	8
Chris James, 2006	8
Dan Maher, 1988	8
6. Matt Lange, 2003	7
Peter Martinez, 2001-02	7

PATS MADE

Career

1. Jeff Poisel, 1996-99	170
2. Garrett Schwettman, 2012-Present	150
3. Chris James, 2004-07	145
4. Peter Martinez, 2000-02	132
5. Dan Maher, 1985-88	109
6. Steve Wilson, 1969-72	68
7. Tom Atwood, 1964-67	63
8. Chris Pino, 1990-93	61

Season

1. Garrett Schwettman, 2014	63
2. Jeff Poisel, 1997	54
3. Peter Martinez, 2002	49
Peter Martinez, 2000	49
Jeff Poisel, 1998	49
6. Matt Lange, 2003	48
7. Garrett Schwettman, 2013	45
8. Chris James, 2007	42
Chris James, 2005	42
Garrett Schwettman, 2012	42

Game

1. Garrett Schwettman vs. Old Dominion, 2014	9
Chris James vs. West Virginia Tech, 2005	9
Peter Martinez vs. UT-Martin, 2000	9
Jeff Poisel vs. Kentucky Wesleyan, 1996	9
5. Garrett Schwettman vs. Bowling Green, 2014	8
Garrett Schwettman at Marshall, 2014	8
Garrett Schwettman vs. Morgan State, 2013	8
Chris James vs. W.Va. Tech, 2007	8
Matt Lange at Indiana St., 2003	8
Peter Martinez vs. Murray St., 2002	8
Jeff Poisel vs. Austin Peay, 1998	8
Steve Wilson vs. Murray St., 1969	8
Tom Atwood vs. Tennessee Tech, 10/14/67	8

CONSECUTIVE PATS MADE

1. Chris James, 9/11/04-9/29/07	119
2. Garrett Schwettman, 10/11/12-11/2/13	59
3. Jeff Poisel, 9/6/97-9/12/98	55
4. Dan Maher, 10/17/87-12/3/88	54
5. Peter Martinez, 9/16/00-10/13/01	53
6. Garrett Schwettman, 10/4/2014-Present	41
Matt Lange, 9/6/03-12/6/03	41
8. Steve Wilson, 11/8/69-11/21/70	40



RECORD BOOK - INDIVIDUAL

MOST PUNTS

Career

1. Adam Lindsey, 1983-86	299
2. Brian Claybourn, 2001-04	226
3. Ray Farmer, 1977-80	222
4. Hendrix Brakefield, 2010-13	211
5. Todd Davis, 1986-89	186
6. Walt Herod, 1973-76	179

Season

1. Walt Herod, 1975	80
2. Walt Herod, 1976	78
3. Adam Lindsey, 1986	77
Adam Lindsey, 1983	77
5. Adam Lindsey, 1985	75

Game

1. Adam Lindsey at Tennessee St., 1986	13
Charlie Johnson at Tennessee Tech, 1974	13
3. Adam Lindsey at Eastern Kentucky, 1983	12
Walt Herod at Morehead St., 1976	12

PUNTING YARDS

Career

1. Adam Lindsey, 1983-86	11,450
2. Brian Claybourn, 2001-04	9,237
3. Ray Farmer, 1977-80	8,920
4. Hendrix Brakefield, 2010-13	8,650
5. Walt Herod, 1973-76	7,376
6. Todd Davis, 1986-89	7,024

Season

1. Walt Herod, 1975	3,230
2. Walt Herod, 1976	3,202
3. Adam Lindsey, 1986	3,093
4. Adam Lindsey, 1983	2,959
5. Hendrix Brakefield, 2010	2,872

Game

1. Charlie Johnson at Tennessee Tech, 1974	578
2. Adam Lindsey at Tennessee St., 1986	555
3. Adam Lindsey at Eastern Kentucky, 1983	498
4. Walt Herod at Morehead St., 1976	490
5. Ray Farmer at Tennessee Tech, 1980	444
Walt Herod vs. Eastern Kentucky, 1976	444

Career, Average Per Punt (Min. 150)

1. Walt Herod, 1973-76 (179/7,376 yds)	41.2
2. Hendrix Brakefield, 2010-13 (211/8,650 yds)	41.0
3. Brian Claybourn, 2001-04 (226/9,237 yds)	40.9
4. Charlie Johnson, 1972-75 (152/6,150 yds)	40.5
5. Jeremy Moore, 2007-09 (169/6,818 yds)	40.3
6. Ray Farmer, 1977-80 (222/8,920 yds)	40.2
7. Alan Ogletree, 1997-2000 (162/6,276 yds)	38.7

Season, Average Per Punt (Min. 40)

1. Brian Claybourn, 2004 (46/1,996 yds)	43.4
2. Jeremy Moore, 2009 (56/2,427 yds)	43.3
3. Ray Farmer, 1980 (61/2,584 yds)	42.4
4. Charlie Johnson, 1974 (51/2,155 yds)	42.3
5. Hendrix Brakefield, 2012 (45/1,896 yds)	42.1
6. Jeremy Moore, 2007 (46/1,919 yds)	41.7
7. Hendrix Brakefield, 2011 (64/2,662 yds)	41.6
8. Brian Claybourn, 2003 (54/2,224 yds)	41.2
9. Walt Herod, 1976 (78/3,202 yds)	41.1
10. Hendrix Brakefield, 2010 (71/2,872 yds)	40.5

Game, Average Per Punt

1. Brian Claybourn at Kansas St., 2004 (4/208)	52.00
2. Charlie Johnson vs. Middle Tenn, 1974 (4/205)	51.30
3. Brian Claybourn at Kansas St., 2002 (5/248)	49.60
4. Walt Herod vs. Morehead St., 1975 (7/347)	49.57
5. Charlie Johnson at Appalachian St., 1973 (7/346)	49.40

LONGEST PUNT

1. Charlie Johnson vs. Morehead St., 1973	77
2. Charlie Johnson at Appalachian St., 1973	76
3. Ray Farmer vs. Tennessee Tech, 1979	75
4. Hendrix Brakefield vs. Central Michigan, 2012	74
Bobby Mitchell vs. Tennessee Tech, 1961	74
5. Brian Claybourn at Indiana St., 2001	73

PUNTS RETURNED

Career

1. Bill "Jelly" Green, 1967-70	96
2. Joey Stockton, 1994-97	92
3. Antonio Veals, 2000-03	70
4. Davlin Mullen, 1979-82	66
5. Virgil Livers, 1971-74	61

Season

1. Virgil Livers, 1974	50
2. Rick Caswell, 1975	48
3. Joey Stockton, 1997	41
4. Davlin Mullen, 1980	39

Game

1. Allen Coker vs. Middle Tennessee, 1972	9
Allen Coker at Butler, 1971	9
3. Cedric Jones vs. Austin Peay, 1988	8

PUNT RETURN YARDS

Career

1. Bill "Jelly" Green, 1967-70	1,294
2. Joey Stockton, 1994-97	965
3. Antonio Veals, 2000-03	903
4. Joseph Jefferson, 1998-2001	809
5. Dennis Mitchell, 2003-06	647
6. Virgil Livers, 1971-74	593
7. Rick Caswell, 1973-75	546

Season

1. Virgil Livers, 1974	545
2. Antonio Veals, 2002	484
3. Joseph Jefferson, 2001	440
4. Bill "Jelly" Green, 1967	426

Game

1. Virgil Livers at East Tennessee, 1974	145
2. Bobby Sippio vs. Cumberland (Tenn.), 1999	144
3. Rick Caswell vs. New Hampshire, 1975	138
Rick Caswell vs. Tennessee Tech, 1975	138
Bill "Jelly" Green at Butler, 1967	138

Career, Average Per Return (Min. 25)

1. Joseph Jefferson, 1998-01	15.3 (53/809 yds)
2. Bill "Jelly" Green, 1967-70	13.5 (96/1,294 yds)
3. Antonio Veals, 2000-03	12.9 (70/903 yds)
4. Dennis Mitchell, 2003-06	12.7 (42/574 yds)
5. Max Stevens, 1950-53	12.4 (29/360 yds)
6. Pat Counts, 1963-64	11.1 (28/310 yds)



RECORD BOOK - INDIVIDUAL

Season, Average Per Return (Min. 12)

1. Bill "Jelly" Green, 1967	17.8 (24/426 yds)
2. Joseph Jefferson, 2001	16.9 (426/40 yds)
3. Dennis Mitchell, 2005	16.1 (15/242 yds)
4. Antonio Veals, 2002	14.7 (33/484 yds)
5. Bobby Sippio, 1999	13.5 (17/230 yds)
6. Bill "Jelly" Green, 1968	13.2 (18/238 yds)

PUNT RETURN TOUCHDOWNS

Career

1. Bill "Jelly" Green, 1967-70	5
2. Virgil Livers, 1971-74	3

Season

1. Joey Stockton, 1996	2
Anthony Green, 1989	2
Davlin Mullen, 1982	2

LONGEST PUNT RETURNS

1. Joseph Jefferson at Illinois St., 2001	95
2. Cedric Jones vs. Chattanooga, 1988	90
Bill "Jelly" Green at Morehead St., 1968	90
Jerry Nassano vs. Morehead St., 1953	90
Max Stevens vs. Morehead St., 1951	90

* All resulted in touchdowns

KICKOFF RETURNS

Career

1. Joey Stockton, 1994-97	94
2. Antonio Andrews, 2010-13	70
3. Willie McNeal, 2010-Present	63
Bobby Rainey, 2008-11	63
5. Dennis Mitchell, 2003-06	62
6. Herb Davis, 1989-91	44
7. Joe Arnold, 1985-88	40
Nate Jones, 1977-80	40
Jim Sprinkle, 1965-68	40

Season

1. Willie McNeal, 2010	44
Bobby Rainey, 2009	44
3. Joey Stockton, 1995	39
4. Herb Davis, 1991	38
5. Kylen Towner, 2014	28
Antonio Andrews, 2012	28
7. Joey Stockton, 1996	27
8. Dennis Mitchell, 2005	26
Anthony Green, 1989	26

Game

1. Joey Stockton at Southern Ill., 1995	8
2. Antonio Andrews vs. Middle Tenn., 2012	7
Dennis Mitchell at Southern Ill., 2004	7
Anthony Green at Louisville, 1989	7
5. Nine with Six	6

KICKOFF RETURN YARDS

Career

1. Joey Stockton, 1994-97	2,302
2. Antonio Andrews, 2010-13	1,780
3. Bobby Rainey, 2008-11	1,631
4. Willie McNeal, 2010-Present	1,370
5. Dennis Mitchell, 2003-06	1,306
6. Joe Arnold, 1985-89	903

7. Nate Jones, 1977-80	845
8. Davlin Mullen, 1979-82	833

Season

1. Bobby Rainey, 2009	1,050
2. Willie McNeal, 2010	968
3. Joey Stockton, 1995	934
4. Joey Stockton, 1996	778
5. Antonio Andrews, 2012	767
6. Herb Davis, 1991	654
7. Kylen Towner, 2014	635
8. Anthony Green, 1989	603

Game

1. Anthony Green at Louisville, 1989	209
2. Antonio Andrews vs. Navy, 2011	202
3. Kylen Towner vs. Old Dominion, 2014	186
4. Joey Stockton vs. Southern Illinois, 1996	182
5. Davlin Mullen at Morehead St., 1982	176
6. Anthony Green vs. Missouri St., 1989	165
7. Bobby Rainey at Middle Tennessee, 2009	159
8. Bobby Rainey vs. Troy, 2009	153
9. Dennis Mitchell at Sam Houston St., 2004	146

AVG. PER KICK RETURN

Career, Average Per Return (Min. 20)

1. Davlin Mullen, 1979-82 (833 yds, 26 rets)	32.0
2. Mel Mitchell, 1999-2001 (570 yds, 20 rets)	28.5
3. Bobby Rainey, 2008-11 (1,631 yds, 63 rets)	25.9
4. Jim Garrett, 1965-67 (593 yds, 23 rets)	25.8
5. Antonio Andrews, 2010-13 (1,780 yds, 70 rets)	25.4
6. Joey Stockton, 1994-97 (2,302 yds, 94 rets)	24.5
7. Bryan Daniel, 1995-98 (664 yds, 28 rets)	23.7

Season, Average Per Return (Min. 10)

1. John Evans, 2011 (579 yds, 18 rets)	32.2
2. Davlin Mullen, 1982 (574 yds, 18 rets) NCAA leader	31.9
3. Bobby Rainey, 2008 (581 yds, 19 rets)	30.6
4. John Embree, 1973 (334 yds, 11 rets)	30.4
5. Mel Mitchell, 2001 (295 yds, 10 rets)	29.5
6. Joey Stockton, 1996 (778 yds, 27 rets)	28.8

KICK RETURN TD

Career

1. Davlin Mullen, 1979-82	3
Virgil Livers, 1971-74	3

Season

1. Virgil Livers, 1974	3
------------------------	---

Game

1. Joey Stockton vs. Southern Ill., 11/2/96	2
---	---

LONGEST KICK RETURNS

1. Joey Stockton vs. Southern Ill., 11/2/96	100
Davlin Mullen vs. Youngstown St., 10/9/82	100
3. Mel Mitchell vs. McNeese St., 10/20/01	99
Eddie Godfrey at Murray St., 9/9/89	99
John Embree at Appalachian St., 9/8/73	99
6. Davlin Mullen vs. Youngstown St., 10/11/80	98
7. Anthony Green vs. Missouri St., 10/14/89	97
Jimmy Thomas vs. Eastern Ky., 10/23/76	97
9. Jeremy Chandler at Youngstown St., 11/15/03	96
Joe Baird vs. Evansville, 10/26/63	96

* All resulted in touchdowns



RECORD BOOK - INDIVIDUAL

DEFENSE

TOTAL TACKLES

Career

1. Rick Green, 1972-75	525
2. Paul Gray, 1980-83	488
3. Erik Dandy, 2000-03	422
4. Charles Thompson, 2001-04	411
5. Biff Madon, 1974-77	401
6. Melvin Wisham, 1997-2000	394
7. Tony Towns, 1974, 76-78	370
8. Carl Estelle, 1976-79	355
9. Bill Hape, 1967-70	354
10. Jim Barber, 1969-71	342

Season

1. Rick Green, 1975	213
2. Paul Gray, 1981	173
3. Melvin Wisham, 2000	171
4. Erik Dandy, 2003	165
5. Charles Thompson, 2002	159
6. Richard Grice, 1992	156
7. Erik Dandy, 2001	155
8. Paul Grant, 1982	149
9. Biff Madon, 1976	148
10. Biff Madon, 1977	143

SOLO TACKLES

Career

1. Rick Green, 1972-75	311
2. Biff Madon, 1974-77	252
3. Melvin Wisham, 1997-2000	248
4. Erik Dandy, 2000-03	240
5. Tony Towns, 1974, 76-78	231
6. Lawrence Brame, 1967-70	225
7. Richard Grice, 1989-92	218
8. Sherrod Coates, 1999-2002	214
Bill Hape, 1967-70	214
10. Charles Thompson, 2001-04	208

Season

1. Rick Green, 1975	131
2. Melvin Wisham, 2000	106
3. Erik Dandy, 2003	100
4. Richard Grice, 1992	96
5. Charles Thompson, 2002	93
6. Biff Madon, 1976	90
7. Rick Green, 1974	87
8. Biff Madon, 1977	84
9. Karl Maslowski, 2003	82
Erik Dandy, 2001	82

ASSISTED TACKLES

Career

1. Paul Gray, 1980-83	298
2. Rick Green, 1972-75	214
3. Walter York, 1980-83	206
4. Charles Thompson, 2001-04	203
5. Tom Tussey, 1979-81	192
6. Erik Dandy, 2000-03	182
7. David Suggs, 1979-82	178
8. Tim Ford, 1979-81	171
9. Carl Estelle, 1976-79	169
10. Barry Bumm, 1978-81	163

Season

1. Paul Gray, 1981	100
2. Paul Gray, 1982	93
3. Tom Tussey, 1981	88
4. David Suggs, 1981	85
5. Paul Gray, 1983	84
6. Tim Ford, 1980	83
7. Rick Green, 1975	82
8. Mark Fatkin, 1983	79
9. Carl Estelle, 1979	78
10. Greg Barnes, 1980	76

TACKLES FOR LOSS

Career

1. Sherrod Coates, 1999-2002	75
2. Chris Carpenter, 1995-98	52
3. Tony Towns, 1974, 76-78	49
4. Erik Dandy, 2000-03	47
5. Andrew Jackson, 2011-13	43
6. Quanterus Smith, 2009-12	41
7. Ben Witman, 1996-99	40
8. Charles Thompson, 2001-04	39
Danny Davis, 1991-94	39
10. Reginald Hayden, 1976-78	38

Season

1. Sherrod Coates, 2002	31
2. Erik Dandy, 2003	24
Brandon Egan, 1997	24
4. Chris Carpenter, 1997	23.5
5. Keith Tandy, 1975	22
6. Charles Thompson, 2002	21
Ben Witman, 1999	21
David Suggs, 1981	21
9. Paul Gray, 1981	20
Tony Towns, 1976	20





RECORD BOOK - INDIVIDUAL

SACKS

Career

1. Sherrod Coates, 1999-2002	30
2. Quanterus Smith, 2009-12	24
3. Jon Drummond, 1999-2002	21
4. Ben Witman, 1996-99	20.5
5. Sean Longstreth, 1994-97	18
6. Brandon Smith, 2003-05	14
Bryan Heyward, 1995-98	14
Ben Mooney, 1990-93	14
Xavier Jordan, 1985-89	14
10. Karl Maslowski, 2000-03	13
Patrick Reynolds, 2000-02	13
Chris Carpenter, 1995-98	13

Season

1. Sherrod Coates, 2002	13
2. Quanterus Smith, 2012	12.5
3. Ben Witman, 1999	10.5
4. Karl Maslowski, 2003	9
Brandon Smith, 2003	9
Sean Longstreth, 1997	9
Ben Mooney, 1993	9
8. Chad Kincaid, 2003	8
Sherrod Coates, 2001	8
Sherrod Coates, 2000	8
Bryan Heyward, 1997	8

INTERCEPTIONS

Career

1. Bobby Sippio, 1999-2001	19
2. Delvechio Walls, 1995-98	14
3. James Edwards, 1984-87	13
4. Antonio Thomas, 2002-05	12
5. Reginald Johnson, 1979-81, 83	11
6. Cam Thomas, 2011-Present	10
Barry Bumm, 1978-81	10
7. Jonathan Dowling, 2012-13	9
Jeremy Chandler, 2000-03	9
10. Joseph Jefferson, 1998-01	8
Vernard Johnson, 1984-86	8

Season

1. Bobby Sippio, 2000	10
2. Antonio Thomas, 2004	7
James Edwards, 1987	7
4. Jonathan Dowling, 2012	6
Joseph Jefferson, 2000	6
6. Cam Thomas, 2013	5
Bo Smith, 2007	5
Jeremy Chandler, 2002	5
Bobby Sippio, 2001	5
Hayes Thomas, 2000	5
Reginald Johnson, 1981	5
Carl Brazley, 1978	5

INTERCEPTION RETURN YARDS

Career

1. Bobby Sippio, 1999-2001	357
2. Virgil Livers, 1971-74	250
Mike McCoy, 1970-73	250
4. Bob Morehead, 1971-73	174
5. Lamont Meacham, 1978-81	171

Season

1. Bobby Sippio, 2000	236
2. Mike McCoy, 1973	139
3. Wonderful Terry, 2014	133
4. Joseph Jefferson, 2000	124
5. Virgil Livers, 1974	123
6. Ricardo Singh, 2014	120
7. Jonathan Dowling, 2012	111
Walt Apperson, 1952	111

Game

1. Bobby Sippio at Tennessee St., 2000	119
2. Juwan Gardner vs. Old Dominion, 2014	96
Bill "Jelly" Green vs. Morehead St., 1969	95
4. Wonderful Terry vs. UTEP, 2014	90
5. Ricardo Singh vs. UAB, 2014	85
Lamont Meacham vs. Kentucky St., 1981	85
Garnett Mercer vs. Union (Tenn.), 1932	85
8. Dennis Mitchell at Youngstown St., 2003	84

Career, Average Per Return (Min. 10)

1. Virgil Livers, 1971-74	19.2 (13/250 yds)
2. Bobby Sippio, 1999-01	18.8 (19/357 yds)
3. Mike McCoy, 1970-73	15.6 (16/250 yds)

Season, Average Per Return (Min. 5)

1. Virgil Livers, 1974	24.6 (5/123 yds)
2. Bobby Sippio, 2000	23.6 (10/236 yds)
3. Joseph Jefferson, 2000	22.8 (6/137 yds)
4. Walt Apperson, 1952	18.5 (6/111 yds)
Jonathan Dowling, 2012	18.5 (6/111 yds)
5. Bo Smith, 2007	15.8 (5/79 yds)
6. Mike McCoy, 1973	15.4 (9/139 yds)

LONGEST INTERCEPTION RETURN

1. Juwan Gardner vs. Old Dominion, 2014	96
2. Bill "Jelly" Green vs. Morehead St., 1969	95
Walt Apperson to Jack Binkley (lateral), vs. Eastern Kentucky, 1952	95
3. Wonderful Terry vs. UTEP, 2014	90
4. Ricardo Singh vs. UAB, 2014	85
Lamont Meacham vs. Kentucky St., 1981	85
Garnett Mercer vs. Union (Tenn.), 1932	85
6. Dennis Mitchell at Y-town St., 2003	84
7. Eddie Godfrey vs. Tenn. Tech, 1989	83
8. Bobby Sippio at Tennessee St., 2000	82
9. Richard Grice at Murray St., 1992	80

* All resulted in touchdowns



RECORD BOOK - INDIVIDUAL

PASS BREAKUPS

Career

1. Bobby Sippio, 1999-2001	41
2. Cam Thomas, 2011-Present	33
3. Delvechio Walls, 1995-98	31
4. Joseph Jefferson, 1998-2001	30
5. Bryan Daniel, 1995-98	26
Danny Davis, 1991-94	26
7. Dan McGrath, 1992-95	25
8. Ron Burroughs, 1985, 87-88	24
9. Chris Carpenter, 1995-98	23
James Edwards, 1984-87	23
Harold Wright, 1984-87	23

Season

1. Bobby Sippio, 2000	27
2. Williams Howard, 1994	17
3. Delvechio Walls, 1997	16
Danny Davis, 1994	16
5. Cam Thomas, 2013	15
Joseph Jefferson, 2000	15
7. Chris Carpenter, 1998	13
Ronnie Fishback, 1983	13
9. Bryan Heyward, 1998	12
Bryan Daniel, 1997	12
Ben Mooney, 1993	12
Ron Burroughs, 1988	12

FUMBLE RECOVERIES

Career

1. Chad Kraml, 1987-88	15
2. Paul Gray, 1980-83	10
Ben Mooney, 1990-93	10
4. Stuart Bundy, 1982-85	8
5. Danny Davis, 1991-94	7
Tony Towns, 1974, 76-78	7
7. Jon Drummond, 1999-2002	6
Davlin Mullen, 1979-82	6
David Suggs, 1979-82	6
Carl Estelle, 1976-79	6
Reginald Hayden, 1976-78	6

Season

1. Chad Kraml, 1987	13
2. Ben Mooney, 1992	9
3. Davlin Mullen, 1982	5
Charles Woodruff, 1977	5
5. Karl Maslowski, 2002	4
Jon Drummond, 2000	4
Bobby Sippio, 2000	4
William Howard, 1993	4
Mark Johnson, 1986	4
Paul Gray, 1983	4
Robert Ray, 1982	4
Tony Towns, 1978	4
Rick Green, 1975	4

FORCED FUMBLES

Career

1. Sherrod Coates, 1999-2002	14
2. Walter York, 1980-83	11
David Suggs, 1979-82	11
4. Paul Gray, 1980-83	9
5. Jonathan Dowling, 2012-13	8
6. Karl Maslowski, 2000-03	7
Dan McGrath, 1968-71	7
8. Erik Dandy, 2000-03	6
Antonio Veals, 2000-03	6
Carlis Phillips, 1995-98	6

Season

1. Jonathan Dowling, 2013	6
Sherrod Coates, 2000	6
David Suggs, 1982	6
4. Sherrod Coates, 2002	5
Karl Maslowski, 2002	5
Carlis Phillips, 1995	5
Walter York, 1982	5
David Suggs, 1981	5
9. Andrew Jackson, 2012	4
Erik Dandy, 2001	4
Delvechio Walls, 1997	4
Dan McGrath, 1995	4
Paul Gray, 1982	4

BLOCKED KICKS

Career

1. Mel Mitchell, 1999-2001	5
2. Bobby Sippio, 1999-2001	4
Ron Burroughs, 1985, 87-88	4
3. Jared Clendenin, 2008-11	4
Ben Witman, 1996-99	4
Corey Binford, 1992-95	4
Zip Zanders, 1988-89	4
Chad Kraml, 1987-88	4

Season

1. Mel Mitchell, 2000	3
Ben Witman, 1999	3
Zip Zanders, 1988	3
Ron Burroughs, 1988	3
2. Jared Clendenin, 2011	2
Bar'ee Boyd, 2010	2
Antonio Thomas, 2002	2
Mel Mitchell, 2001	2
Bobby Sippio, 2000	2
Chad Kraml, 1988	2
Marvin Cottrell, 1982	2
Paul Gray, 1981	2
Davlin Mullen, 1980	2



BROKE OR TIED 43 RECORDS IN '14

TEAM RECORDS

TOTAL YARDS, SEASON - 6,303
TOTAL YARDS, GAME - 738 AT MARSHALL
TOTAL YARDS PER GAME - 525.2
TOTAL PLAYS, GAME - 102 AT MIDDLE TENNESSEE
POINTS SCORED, SEASON - 528
POINTS SCORED PER GAME - 44.0
POINTS SCORED, FIRST QUARTER - 151
POINTS SCORED, SECOND QUARTER - 159
POINTS SCORED, FIRST HALF - 310
TOUCHDOWNS SCORED, SEASON - 69
FIRST DOWNS, SEASON - 321
FIRST DOWNS PASSING, SEASON - 194
FIRST DOWNS, GAME - 40 vs. BOWLING GREEN
FIRST DOWNS PASSING, GAME - 29 vs. BOWLING GREEN
PASSING YARDS, SEASON - 4,380
PASSING YARDS PER GAME - 365.0
PASSING YARDS, GAME - 593
PASS ATTEMPTS, SEASON - 515
PASS COMPLETIONS, SEASON - 347
PASS COMPLETIONS PER GAME - 28.9
PASS COMPLETIONS, GAME - 46 vs. BOWLING GREEN
COMPLETION PERCENTAGE, SEASON - 67.4
COMPLETION PERCENTAGE, GAME - 88.5 vs. ODU
TOUCHDOWN PASSES, SEASON - 44
TOUCHDOWN PASSES, GAME - 8 AT MARSHALL

INDIVIDUAL RECORDS

PASS ATTEMPTS, SEASON - 510, BRANDON DOUGHTY
PASS ATTEMPTS, GAME - 66, BRANDON DOUGHTY AT MT
PASS COMPLETIONS, SEASON - 344, BRANDON DOUGHTY
PASS COMPLETIONS, GAME - 46, BRANDON DOUGHTY vs. BG
PASSING YARDS, SEASON - 4,344, BRANDON DOUGHTY
PASSING YARDS, GAME - 593, BRANDON DOUGHTY AT MT[^]
COMPLETION PCT., SEASON - 67.5, BRANDON DOUGHTY
COMPLETION PCT., GAME - 88.5, BRANDON DOUGHTY vs. ODU
TOUCHDOWN PASSES, CAREER - 58, BRANDON DOUGHTY
TOUCHDOWNS PASSES, SEASON - 44, BRANDON DOUGHTY
TOUCHDOWNS PASSES, GAME - 8, BRANDON DOUGHTY AT MARSHALL
TOUCHDOWN PASSES, HALF - 6, BRANDON DOUGHTY AT MARSHALL[^]
RUSHING YARDS, GAME - 345, LEON ALLEN vs. ARMY[^]
TOTAL PLAYS, SEASON - 547, BRANDON DOUGHTY
TOTAL OFFENSE, SEASON - 4,288, BRANDON DOUGHTY
PATs MADE, SEASON - 63, GARRETT SCHWETTMAN
PATs MADE, GAME - 9, GARRETT SCHWETTMAN vs. ODU (TIED)
LONG INT RETURN, GAME - 96, JUWAN GARDNER vs. ODU



HC - JEFF BROHM



2014 SCHEDULE

08/29	BGSU	W - 59-31
09/06	ILLINOIS	L - 42-34
09/13	MTSU	L - 50-47
09/27	NAVY	W - 36-27
10/04	UAB	L - 42-39
10/18	FAU	L - 45-38
10/25	ODU	W - 66-51
11/01	LA. TECH	L - 59-10
11/08	UTEP	W - 35-27
11/15	ARMY	W - 52-24
11/22	UTSA	W - 45-7
11/28	MARSHALL	W - 67-66
12/24	CMU	