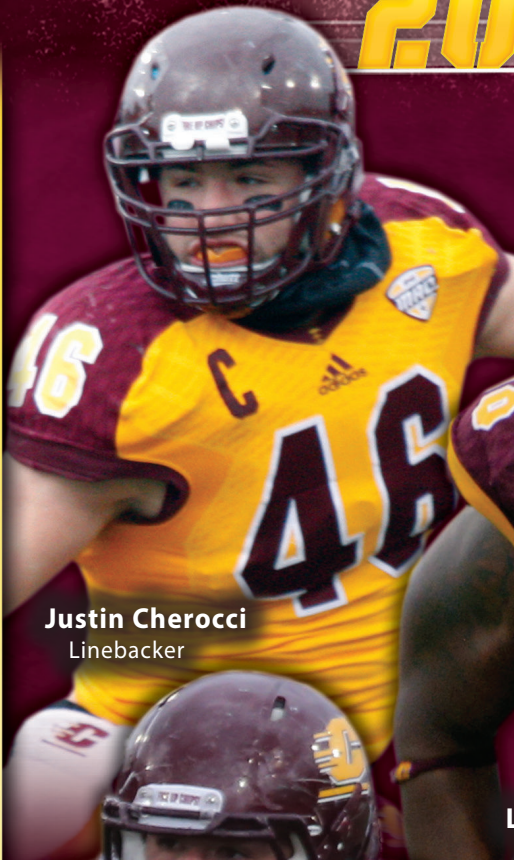
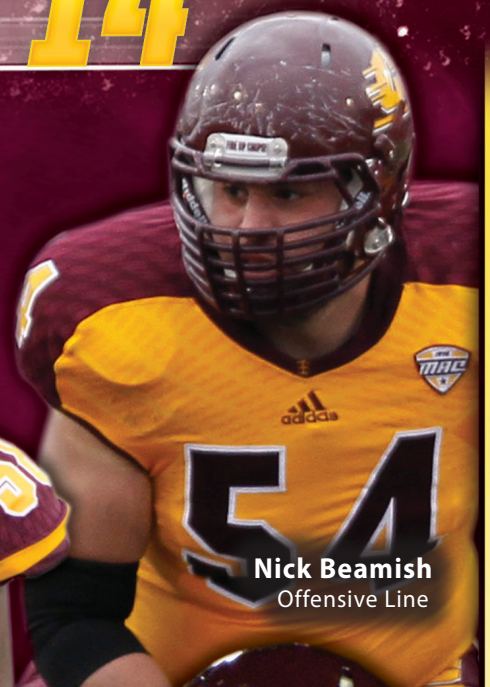


20 **14**



Justin Cherocci
Linebacker



Nick Beamish
Offensive Line



Leterrius Walton
Defensive Line



Andy Phillips
Offensive Line



Titus Davis
Wide Receiver



CENTRAL MICHIGAN

2014 FOOTBALL BOWL GUIDE

TITUS DAVIS

WR • 6-2 • 190 • Sr./Sr. • Wheaton, Ill. • Wheaton-Warrenville South

- First player in NCAA FBS history with eight or more receiving touchdowns in four seasons.
- The third Chippewa to collect All-MAC accolades in each of his four seasons, joining Dan LeFevour and Bryan Anderson. Earned first team honors in 2013 and 2014, second team honors in 2012 and third team recognition in 2011.
- Captured CMU's career receiving touchdown record earlier this season and currently has 33 TDs.
- Currently sits in second on CMU's career receiving yards list with 3,563 and needs 85 yards to move past Anderson (3,648) for first.
- Ranks fourth on the program's career receptions list with 198 catches.
- Davis ranks No. 1 in career receiving touchdowns (33) in the NCAA among active players .
- Is climbing up the MAC career record book in two categories, ranking fifth in receiving touchdowns and seventh th all-time in receiving yards.
- Won CMU's Herb Deromedi Most Valuable Player Award the past two seasons and is the sixth CMU player to win team MVP honors twice in his career.





CENTRAL MICHIGAN

2014 CHIPPEWAS FOOTBALL

Seven MAC Titles (1979, 1980, 1990, 1994, 2006, 2007, 2009)

GAME 13

TV

ESPN

Play-by-Play: Steve Levy

Analysts: Lou Holtz & Mark May

Sideline: Laura Rutledge

RADIO

Chippewa Sports Network from IMG – presented by Fabiano Brothers

WCFX-FM 95.3 – Mount Pleasant

WXYT-AM 1270 – Detroit

WUPS-FM 98.5 – Houghton Lake

WLUN-FM 100.9 – Midland*

WJR-AM 1340 – Grand Rapids

WBCK-AM 930 – Battle Creek

WLAW-FM 92.5 – Muskegon

WVFN-AM 730 – Lansing

WJML-AM 1110 – Petoskey

WLUN-FM 100.9 – Midland

WLBY-AM 1290 – Ann Arbor*

WTKA-AM 1050 – Ann Arbor*

*Select games carried

Play-by-Play: Don Chiodo

Analyst: Brock Gutierrez

Host/Sideline: Jim Costa

Pregame begins one hour prior to kickoff.

INTERNET AND MOBILE

Live in-game statistics will be available via **CMUChippewas.com**. Live audio and stats are also available through the CMU Athletics Gameday mobile app on both Android and iOS phones.

TABLE OF CONTENTS

Game Preview	1
CMU Notes	1-7
Media Information	2
Tracking CMU's Opponents	3
CMU-WKU Stat Comparison	4
CMU Records	4-6
The 2014 Chippewas are... ..	8
Homegrown Talent	8
Individual Defensive Career Highs	8
CMU Depth Chart	9
Head Coach Dan Enos	10-11
The Last Time... ..	12
Scoring Drives	13
2014 Roster	14-15
Individual Offensive Career Highs	16
2014 Start Chart	17
Career Starts	17
Player Spotlights	18-19
Pronunciation Guide	19
Game Recaps	20-30
2014 Statistics	31-41



WESTERN KENTUCKY VS. CENTRAL MICHIGAN

Wednesday, Dec. 24, 2014 • 12 p.m. ET • ESPN

Thomas A. Robinson National Stadium • Nassau, Bahamas

SETTING THE SCENE

- Central Michigan (7-5, 5-3) plays Western Kentucky in the inaugural Popeyes Bahamas Bowl on Wednesday, Dec. 24.
- The contest is scheduled for a 12 p.m. ET kickoff and will be broadcast on ESPN with Steve Levy (play-by-play), Lou Holtz and Mark May (color analysts) calling the action and Laura Rutledge handling the sideline duties.
- This is the eighth bowl game in Central Michigan history. The Chippewas are 3-4 after winning their last two postseason games. CMU was victorious in the 2006 Motor City Bowl (31-14 over Middle Tennessee State), 2010 GMAC Bowl (44-41 in 2OT over Troy) and the 2012 Little Caesars Pizza Bowl (24-21 over Western Kentucky). Central Michigan lost the 1990 California Raisin Bowl (48-24 to San Jose State), 1994 Las Vegas Bowl (52-24 to UNLV), 2007 Motor City Bowl (51-48 to Purdue) and the 2008 Motor City Bowl (24-21 to Florida Atlantic).
- Dan Enos is just one of five active Division I coaches to win a bowl game both as a starting quarterback and a head coach. As a player, Enos quarterbacked Michigan State to back-to-back bowl victories, a 33-13 win over Hawaii in the 1989 Aloha Bowl and a 17-16 win over Southern California in the 1990 John Hancock Bowl. In 2012, he led the Chippewas to the program's third ever bowl win,

a 24-21 victory over Western Kentucky in the Little Caesars Pizza Bowl. Steve Spurrier (South Carolina), Steve Sarkisian (Washington), Kliff Kingsbury (Texas Tech) and Mike Gundy (Oklahoma State) have also accomplished the feat.

- This is CMU's first international game and the fifth MAC team to play a game outside of the United States. Western Michigan, Ball State, Buffalo and Northern Illinois took part in the International Bowl in Toronto from 2008-2010. It is the first postseason FBS bowl game outside of either the United States or Canada between two U.S. teams since the Jan. 1, 1937 Bacardi Bowl in Havana, Cuba, a 7-7 tie between Auburn and Villanova.
- CMU is 2-1 against current members of Conference USA in bowl games. The Chippewas defeated Middle Tennessee State in 2006 and Western Kentucky in 2012 and lost to Florida Atlantic in 2008.
- Central Michigan is bowl eligible for the seventh time in the last nine years, including three-straight seasons. CMU was bowl eligible last year but was not selected. Only Ohio (eight times) has been bowl eligible more times in that span.
- The victory over Miami gave the Chippewas seven wins in the regular season for the first time since 2009. CMU went 10-2 during the regular season that year, which was also the last time the Chippewas had six MAC wins.

2014 SCHEDULE AND RESULTS

7-5, 5-3 MAC

Date	Opponent	Time
Aug. 28	Chattanooga	W, 20-16
Sept. 6	at Purdue	W, 38-17
Sept. 13	Syracuse	L, 40-3
Sept. 20	at Kansas	L, 24-10
Sept. 27	at Toledo*	L, 42-28
Oct. 4	Ohio* (Homecoming)	W, 28-10
Oct. 11	at Northern Illinois*	W, 34-17
Oct. 18	Ball State*	L, 32-29
Oct. 25	at Buffalo*	W, 20-14
Nov. 1	at Eastern Michigan*	W, 38-7
Nov. 15	Miami*	W, 34-27
Nov. 22	Western Michigan*	L, 32-20
Dec. 24	Western Kentucky%	12 p.m.

* Mid-American Conference game • %Popeyes Bahamas Bowl

ALL TIMES EASTERN

2014 MAC STANDINGS

West Division

	MAC			Overall		
	W	L	Pct.	W	L	Pct.
Northern Illinois	7	1	.875	11	2	.846
Toledo	7	1	.875	8	4	.667
Western Michigan	6	2	.750	8	4	.667
Central Michigan	5	3	.625	7	5	.583
Ball State	4	4	.500	5	7	.417
Eastern Michigan	1	7	.125	2	10	.167

East Division

	MAC			Overall		
	W	L	Pct.	W	L	Pct.
Bowling Green	5	3	.625	7	6	.538
Ohio	4	4	.500	6	6	.500
Buffalo	3	4	.429	5	6	.455
Akron	3	5	.375	5	7	.417
UMass	3	5	.375	3	9	.250
Miami	2	6	.250	2	10	.167
Kent State	1	6	.143	2	9	.182

MEDIA AVAILABILITY SCHEDULE**Saturday, December 20**

- Team Arrival (No availability)

Sunday, December 21

- Coaches and players available following practice (approximately 2:00 p.m.)

Monday, December 22

- Youth Football Leadership Clinic, 3-5 p.m. (Media opportunity)

Tuesday, December 23

- Popeyes Bahamas Bowl Press Conference, 11 a.m.-12 p.m.

Wednesday, December 24

- No availability prior to kickoff. Head coach Dan Enos and select players available following the game.

MEDIA INFORMATION

Players and coaches are generally available following practice on **Tuesday (approx. 11:00)** and **Wednesday (approx. 11:00)**, or by appointment if necessary. Please coordinate all coach and player interview requests through Director of Communications Rob Wyman. He can be reached by email at wyman1rd@cmich.edu. For more information, visit cmuchippewas.com/media.

POSTGAME PROCEDURE

Home Games: Following a 10-minute cooling off period, head coach Dan Enos and select players will meet with the media in the football meeting room in the Indoor Athletic Complex (IAC), which is located adjacent to Kelly/Shorts Stadium on the northwest side.

Road Games: Following a 10-minute cooling off period, head coach Dan Enos and select players will meet with the media in an area near the team's locker room.

CMU's locker room is closed to the media at all times.

SOCIAL MEDIA

Visit CMUChippewas.com/socialmedia for a complete directory of CMU's official social media sites. The CMU football program is on Facebook at [Facebook.com/CMUFootball](https://www.facebook.com/CMUFootball) and on Twitter @CMU_Football.

- CMU has won seven regular-season games just nine times in the past 30 seasons.
- The Chippewas are 8-1 in games decided by seven points or less over the past three seasons (2012-14).

CENTRAL MICHIGAN-WESTERN KENTUCKY SERIES

- This is the second meeting between CMU and Western Kentucky with CMU winning the first meeting. That took place at the 2012 Little Caesars Pizza Bowl with the Chippewas winning 24-21.
- This is the first matchup between Dan Enos and Jeff Brohm. Lance Guidry was WKU's interim coach for the game in 2012.

ABOUT THE HILLTOPPERS

- Western Kentucky finished the regular season 7-5 overall and 4-4 in Conference USA after knocking off C-USA champion Marshall in the season finale, 67-66, in overtime.
- Jeff Brohm is in his first season at WKU. Prior to being named head coach, he is the assistant head coach/offensive coordinator for the Hilltoppers in 2013. Brohm was a three-year starter at Louisville from 1989-93. He also played in the NFL from 1994-2000.
- For the fourth consecutive season, the Hilltoppers are bowl eligible and have at least seven wins. It is the longest active streak in Conference USA, both in bowl eligibility and consecutive winning seasons, and WKU is one of just nine 'Group of Five' schools to post such a streak.
- Western Kentucky has one of the top offenses in the nation, ranking in the top 10 in total offense (6th), scoring offense (6th), passing offense (3rd), team passing efficiency (6th) and first downs (8th).
- Quarterback Brandon Doughty leads the nation with 44 touchdown passes and 4,344 passing yards. He has nine 300-yard games, eight three-plus TD games, five four-plus TD games and four five-plus TD games this season.
- Leon Allen is WKU's leading rusher with 1,490 yards and 12 touchdowns. He led Conference USA and ranked 4th nationally with 1,921 yards from scrimmage in the regular season.
- WKU has a trio of receivers with at least 40 receptions this season: Jared Dangerfield, Willie McNeal and Taywan Taylor. Taylor has a team-high 739 receiving yards while Dangerfield has caught a team-best 10 touchdowns.
- The Western Kentucky defense ranks 119th in scoring defense and 120th in total defense. Nick Holt leads the team with 8.6 tackles per game.

THE LAST TIME CMU AND WKU MET

- Quarterback Ryan Radcliff threw a perfect strike to senior receiver Cody Wilson midway through the fourth quarter and Central Michigan's defense got a late fourth down stop to lead the Chippewas to a 24-21 victory over Western Kentucky to win the 2012 Little Caesars Pizza Bowl.
- Radcliff was named the game's Most Valuable Player while junior linebacker Shamari Benton was named the Outstanding Lineman. Benton led CMU in tackles for the seventh time this season, recording nine.
- The winning touchdown came on a second and goal with 5:11 left in the game. Radcliff threaded the needle between two WKU defenders to find Wilson in the corner of the end zone. The senior signal caller finished the game 19-of-29 for 253 yards, three touchdowns and no interceptions while Wilson had 10 catches for 101 yards and the one touchdown.
- After CMU scored, the Hilltoppers drove the ball down to the CMU 19-yard line where they faced a fourth and two with 51 seconds remaining. Western Kentucky ran a play-action pass to tight end Jack Doyle, but he was blanketed by CMU defenders and the pass fell incomplete. CMU then ran out the clock to secure the victory.

- CMU's winning touchdown drive began at the WKU 26-yard line after a blocked punt by junior safety Avery Cunningham.
- Central Michigan got off to a fast start after Radcliff connected on a 69-yard touchdown strike to redshirt freshman receiver Andrew Flory at 10:54 of the first quarter.
- Western Kentucky answered with a 6-yard quarterback run by Kawaun Jakes after he connected with Rico Brown for 70 yards on a trick play on the first offensive play of the game for the Hilltoppers.
- CMU responded with another Radcliff-to-Flory touchdown connection, this time from 29 yards out with 5:46 to go in the first quarter.
- After three straight punts, CMU got the running game going as Tipton had 40 yards on a drive that led to a 50-yard David Harman field goal, making it 17-7 CMU.
- The Hilltoppers answered with a touchdown midway through the second quarter on a 6-yard pass from Jakes to Doyle.
- Western Kentucky took its first lead of the game in the third quarter on a 16-play, 80-yard drive that lasted 9:23. The capper was a Kadeem Jones 1-yard rush, which was upheld upon review after it appeared he may have fumbled the ball before crossing the goaline.

MAC BOWL GAME LINE UP

- Northern Illinois (Boca Raton Bowl), Toledo (GoDaddy Bowl), Western Michigan (Famous Idaho Potato Bowl), Bowling Green (Raycom Media Camellia Bowl) and Central Michigan (Popeyes Bahamas Bowl) will represent the MAC in bowl games this season.
- Western Michigan kicks things off when it takes on Air Force in the Famous Idaho Potato Bowl in Boise, Idaho on Dec. 20.
- The Raycom Media Camellia Bowl will pit Bowling Green against South Alabama in Montgomery, Ala., on Dec. 20.
- Northern Illinois takes on Marshall at the Boca Raton Bowl on Dec. 23.
- The GoDaddy Bowl is Toledo versus Arkansas State on Jan. 4, 2015, in Mobile, Ala.

OFFENSIVE TIDBITS

- CMU's starting offensive line has made a total of 142 starts led by guard Andy Phillips (42) and center Nick Beamish (37). CMU has started the same five players this year.
- The Chippewas have rushed for 203.3 yards per game in their seven victories and 96.2 ypg in their five losses.
- Wide receiver Jesse Kroll has earned a first down or scored a touchdown on 27 of his 32 receptions this season.
- Quarterback Cooper Rush is completing 68 percent of his passes on second down this season and just 54 percent on third down.
- Since scoring on just 2-of-5 opportunities in the red zone in the season opener against Chattanooga, CMU is 37-for-42 on red zone visits in its last 11 games.
- Three of tight end Ben McCord's 10 receptions have been for TDs. The junior has already doubled his TD production from his first two seasons.
- Senior wide receiver Courtney Williams reached 1,000 career receiving yards against Western Michigan. He now has 1,012 career yards.

DEFENSIVE TIDBITS

- Central Michigan has forced 13 turnovers (10 interceptions, 3 fumbles) in its seven wins and just seven turnovers (4 interceptions, 3 fumbles) in its five losses.
- CMU has allowed only one 100-yard rusher (Syracuse's Adonis Ameen-Moore with 106) this season.
- With Tyree Waller's interception against Western Michigan, CMU has had nine players create a turnover this season. Brandon Greer (3 INTs, 1 forced fumble), Tony Annese (3 INTs), Kevin King (2 INTs, 1 forced fumble), Justin Cherocci

DOMINANT DEFENSE

16TH 1ST 97

The Chippewas rank 16th nationally in total defense (331.2 yards allowed per game). The only Group of Five team ranked higher is UCF.

CMU leads the MAC in total defense (331.2), passing yards allowed (211.4) and rushing defense (119.8). The squad also leads the league in total defense and rushing defense in MAC games.

Central Michigan limited Eastern Michigan to just 97 yards of total offense. That is the lowest mark in Dan Enos' tenure and the ninth-lowest in the FBS this season.

GAME HIGHLIGHTS

- Versus Eastern Michigan, EMU finished with 97 total yards including 21 on the ground and 76 through the air. The Eagles also had just five first downs and averaged 2.0 yards per play. The Eagles started the game with four-straight three-and-outs and never had a drive longer than 22 yards.
- In the victory at Buffalo, Central Michigan limited the Bulls to just 38 yards rushing, 137 yards under UB's average entering the game. The Chippewas held Anthone Taylor to just 25 yards on 14 carries. Taylor entered the game ranked third in the MAC in both rushing yards per game (132.3) and rushing touchdowns (9).
- In the win at NIU, Central Michigan limited the Huskies to just 221 total yards minus NIU's first and last series of the game. Northern Illinois also was limited to 110 yards rushing, almost 150 fewer than its average entering the game.
- Versus Ohio, the Chippewas held the Bobcats to just 187 yards of total offense (89 rushing, 98 passing) and just 44 plays. CMU limited the Bobcats to just 24 yards on offense during the first half and controlled the time of possession 42:19 to 17:41.
- Against Purdue, the defense gave CMU an early 7-0 lead, courtesy of Brandon Greer's first career pick-6. The Chippewas forced three turnovers and limited speedy running back Raheem Mostert to 53 yards rushing on 19 attempts, an average of just 2.8 yards. Mostert rolled up 146 yards on 22 attempts in Purdue's 43-34 season-opening home win over Western Michigan.
- The Chippewas put on an impressive defensive performance against Chattanooga, limiting UTC to just 29 yards in the second half. In the final two quarters, the Mocs had just 23 rushing yards on 10 attempts and were 4-of-10 passing for six yards with two interceptions.

MAC & NCAA RANKINGS

	Overall	MAC	NCAA
Scoring Defense	23.2	2	32
Total Defense	331.2	1	16
Rushing Defense	119.8	1	18
Passing Defense	211.4	1	41
First Downs Allowed PG	18.2	1	19
Passing Efficiency Def.	122.3	4	47
3rd Down Conv. Def.	38%	3	50
Interceptions Forced	14	1	24
Turnovers Forced	20	7	58
Opp. Time of Poss.	26:33	1	8

2013 & 2014 COMPARISON

	2013	2014
Scoring Defense	28.6	23.2
Total Defense	405.2	331.2
Rushing Defense	201.2	119.8
Passing Defense	203.9	211.4
First Downs Allowed Per Game	21.0	18.2
Passing Efficiency Def.	132.0	122.3
3rd Down Conv. Def.	45%	38%
Interceptions Forced	14	14
Turnovers Forced	22	20
Opp. Time of Poss.	30:08	26:33

MAC GAMES-ONLY RANKINGS

	MAC Stats	Rankings
Scoring Defense	22.6	2
Total Defense	319.9	1
Rushing Defense	97.8	1
Passing Defense	222.1	3
First Downs Allowed PG	18.1	2
Passing Efficiency Def.	129.2	9
3rd Down Conv. Def.	34.7%	1
Interceptions Forced	7	9
Turnovers Forced	12	9
Opp. Time of Poss.	25:27	1

2013 & 2014 COMPARISON - MAC GAMES

	2013	2014
Scoring Defense	23.0	22.6
Total Defense	390.0	319.9
Rushing Defense	206.8	97.8
Passing Defense	183.2	222.1
First Downs Allowed Per Game	21.0	18.1
Passing Efficiency Def.	118.4	129.2
3rd Down Conv. Def.	44%	34.7%
Interceptions Forced	8	7
Turnovers Forced	15	12
Opp. Time of Poss.	29:22	25:27

CHIPPEWA NAME

The Central Michigan University Board of Trustees has approved the continued use of the nickname "Chippewas" in association with CMU. The university's goals are to use the name with honor and respect, increase supportive connections between CMU and Native Americans, and improve efforts to sensitize students, faculty, and staff to Native American traditions and cultures.

Media representatives have been extremely cooperative as we have worked to address this important issue. In nearly all cases, print and broadcast reporters have supported CMU's efforts to eliminate the use of symbols, headlines, and copy that present inappropriate and inaccurate images of Native Americans.

Central Michigan University is grateful for your help, and we ask for your continued cooperation and sensitivity. With your assistance, we can continue to use the Chippewa name with dignity and respect.

CMU QUICK FACTS

Location	Mount Pleasant, Mich.
Enrollment	26,902
Founded	1892
Nickname	Chippewas
Colors	Maroon and Gold
Stadium	Kelly/Shorts Stadium
Surface	FieldTurf
Capacity	35,127
Conference	Mid-American
Affiliation	NCAA Division I
President	Dr. George E. Ross
Athletics Director	Dave Heeke
Head Coach	Dan Enos
Website	CMUChippewas.com

CMU COACHING STAFF

Head Coach	Dan Enos (Fifth season, 26-35)
Assistant Head Coach/Special Teams/Linebackers	Kyle Nystrom (Sideline)
Offensive Coordinator/Quarterbacks	Morris Watts (Press Box)
Defensive Coordinator	Joe Tumpkin (Sideline)
Wide Receivers	Mose Rison (Sideline)
Offensive Line	Butch Barry (Sideline)
Tight Ends	Sherrone Moore (Press Box)
Cornerbacks	Archie Collins (Sideline)
Defensive Line	George Ricumstrict (Sideline)
Running Backs/Recruiting Coordinator	Gino Guidugli (Sideline)
Director of Operations	Reed Schuitema
Coord. of Recruiting and Player Personnel	Ben Presnell

CMU CAREER RECORDS**Touchdown Receptions**

1. Titus Davis (2011-)	33
2. Bryan Anderson (2006-09)	28
3. Antonio Brown (2007-09)	22
4. John DeBoer (1982-85)	19
Reggie Allen (1995-98)	19
6. Damien Linson (2003-06)	17
7. Ken Ealy (1988-91)	16
8. Greg Hoefler (1965-67)	15
Kito Poblach (2007-10)	15
10. D.J. Reid (1990-93)	13
Bryan Schorman (1995-98)	13
Ontario Sneed (2005-08)	13

Receiving Yards

1. Bryan Anderson (2006-09)	3,648
2. Titus Davis (2011-)	3,563
3. Reggie Allen (1995-98)	3,242
4. Antonio Brown (2007-09)	3,199
5. Bryan Schorman (1995-98)	2,968
6. Cody Wilson (2009-12)	2,729
7. Damien Linson (2003-06)	2,279
8. Ken Ealy (1988-91)	2,064
9. Matt Means (1972-74)	2,004
10. John DeBoer (1982-85)	1,975

Passes Caught

1. Antonio Brown (2007-09)	305
2. Bryan Anderson (2006-09)	290
3. Cody Wilson (2009-12)	230
4. Titus Davis (2011-)	198
5. Reggie Allen (1995-98)	192
6. Bryan Schorman (1995-98)	187
7. Justin Harper (2002-05)	167
8. Ontario Sneed (2005-08)	157
9. Damien Linson (2003-06)	155
10. Kito Poblach (2007-10)	154

CMU SINGLE SEASON RECORDS**Receiving Yards**

1. Reggie Allen, 1996	1,229
2. Antonio Brown, 2009	1,198
3. Cody Wilson, 2010	1,137
4. Bryan Anderson, 2007	1,132
5. Titus Davis, 2013	1,109
6. Jammarl O'Neal, 1999	1,085
7. Antonio Brown, 2007	1,003
8. Antonio Brown, 2008	998
9. Ken Ealy, 1990	916
10. Reggie Allen, 1997	877

-- **Titus Davis, 2014** **843**

Touchdown Receptions

1. Bryan Anderson, 2007	10
2. John DeBoer, 1984	9
Ken Ealy, 1990	9
Reggie Allen, 1996	9
Antonio Brown, 2009	9
Titus Davis, 2014	9
6. Greg Hoefler, 1966	8
Titus Davis, 2011, 2012, 2013	8
8. Seven players tied	7

(2 forced fumbles) and Jason Wilson (2 INTs) have created multiple turnovers.

SPECIAL TEAM TIDBITS

- True freshman Amari Coleman made quite an impact with the first kick return of his career, taking it 50 yards against Kansas. Coleman is averaging 22.8 yards per kick return this season.
- CMU's longest play of the season was a 66-yard punt return by Titus Davis against Chattanooga.
- Ron Coluzzi has placed 18 of his 48 punts inside the opponent 20-yard line and has just five touchbacks this season.
- Sophomore Brian Eavey is 42-for-45 on place kicks this season. Eavey is 34-for-36 in PATs and 8-for-9 in field goals. His lone field goal miss was a 50-yard attempt at Northern Illinois. He had a career-long 43-yard field goal versus Western Michigan.
- Coluzzi was named the Mid-American Conference West Division Special Teams Player of the Week twice this season. He earned the honor for his performances at Toledo and at Buffalo. Against the Rockets, Coluzzi averaged 52.7 yards on three punts including a 55-yarder in the second quarter. Two of his punts landed inside the 20-yard line. On a windy day at Buffalo, Coluzzi averaged 47.2 yards per kick including a 54-yard boot into the wind. Coluzzi dropped one punt inside the 20 and averaged 42.2 net yards per punt.

CHIPPEWAS AMONG NATIONAL LEADERS IN RETURNING STARTERS

- Central Michigan enters the 2014 season with the second-most returning starters in Division I college football.
- The Chippewas bring back 20 starters: 10 on offense, eight on defense, and two on special teams.
- Texas-San Antonio leads the nation with 21 returning starters while CMU is tied with Indiana, Purdue, Florida International and Nevada for the second-most returnees.

CONSISTENCY IS THE KEY TO SUCCESS

- Coach Dan Enos has made player development a key element of his rebuilding efforts at Central Michigan.
- Recruiting strong student-athletes and retaining them is showcased by the fact that 63 of the 72 members of the past three recruiting classes (2011-13) are still with the program, a mark of almost 90 percent.
- In the previous three classes (2008-10), just 46 percent (33 of 71) of players finished their careers at Central Michigan.
- This allowed CMU to suit up 84 players during spring

practice.

- The Chippewas also were able to redshirt 18 of 19 true freshmen last season, with defensive lineman Joe Ostman the only first-year player to see action.

DAVIS CONTINUES RECORD-SETTING CAREER

- First Team All-Mid-American Conference wide receiver Titus Davis has made his mark as one of the top wide receivers in CMU history.
- Davis was named to the First Team All-MAC squad recently, making him just the third CMU player to earn All-MAC honors all four seasons. Dan LeFevour and Bryan Anderson were the other players.
- Davis was also presented with the program's top on-field honor, the Herb Deromedi Most Valuable Player Award. This is the second time he has won this award and is the sixth CMU player to win team MVP honors twice in his career.
- With three touchdown receptions against Miami, Davis became the first player in NCAA FBS history with eight or more receiving touchdowns in four seasons. Davis' three TDs also tied CMU's single game record and gave him nine this season.
- Davis captured CMU's career receiving touchdown record against Buffalo with a TD in the fourth quarter. He currently has 33 during his time at CMU and broke Bryan Anderson's mark of 28.
- Davis currently has 3,563 career receiving yards and moved into second past Reggie Allen (3,242) against Buffalo. The senior needs 85 yards to move past Anderson (3,648) to the top of the Chippewas' career receiving yards list.
- Davis also ranks fourth on the program's career receptions list with 198 catches. He needs 33 receptions to move into the third spot ahead of former teammate Cody Wilson (230).
- Davis ranks second in career receiving touchdowns (33) in the NCAA among active players. He is also third in career receiving yards (3,563) and is fifth yards-per-catch average (18.0) while ranking ninth in receiving yards per game (81.0).
- Davis is also climbing up the MAC career record book in two categories. He is fifth in receiving touchdowns and ranks seventh all-time in receiving yards.
- Davis dominated early in the Ohio game, scoring touchdowns on CMU's first two possessions, during which he caught four passes for 109 yards. He matched his career-high for catches (10) and TDs (2) in the win. He finished the game with 181 yards.
- Davis was named the MAC West Division Offensive Player of the Week for the first time in his career after his performance against Ohio.

CENTRAL MICHIGAN-WESTERN KENTUCKY STATISTICAL COMPARISON

	MAC	FBS		FBS	C-USA	
CMU	Rank	Rank		Rank	Rank	WKU
25.2	8	88	Scoring Offense	6	2	44.0
23.2	2	32	Scoring Defense	119	12	39.2
259	6	55	First Downs	8	2	321
158.7	7	67	Rushing Offense	66	7	160.2
119.8	1	18	Rushing Defense	113	12	229.7
222.0	9	71	Passing Offense	3	1	365.0
211.4	1	41	Passing Defense	114	12	272.2
380.7	7	80	Total Offense	6	2	525.2
331.2	1	16	Total Defense	120	12	501.8
43%	5	42	3rd Down Conversions	8	2	50%
42.9	2	31	Penalty Yards Per Game	66	6	53.2
-0.50	11	104	Turnover Margin	32	4	+0.5
33:28	1	8	Time of Possession	107	12	28:10

- Davis matched his career highs for receptions (10) and touchdowns (2) against Ball State, collecting a team-high 128 receiving yards.
- After missing the three games, Davis returned against Toledo and tallied 128 yards on six catches.
- Davis was named by both Phil Steele and Athlon Sports as an All-MAC preseason first team pick, and was also named to the Biletnikoff Award Preseason Watch List.
- Davis earned the Herb Deromedi MVP award a year ago when he totaled 61 receptions for 1,109 yards and eight touchdowns. He led CMU in all-purpose yardage (1,301) in 2013.

RUSH NAMED AN ACADEMIC ALL-AMERICAN

- Central Michigan quarterback Cooper Rush has been named to the CoSIDA Capital One Academic All-America Second Team.
- Rush is majoring in actuarial science and maintains a 3.91 grade point.
- Just 50 players across the nation are named to the All-America first and second teams. They are selected by the College Sports Information Directors of America (CoSIDA). Rush was named to the CoSIDA Academic All-District IV first team earlier this season.
- Rush started all 12 of CMU's games this season, completing 215 of his 337 pass attempts (63.8 percent) for 2,664 yards and 20 touchdowns against 12 interceptions. He ranks sixth in the MAC in passing yards per game (222.0) and fourth in pass efficiency (142.7).
- 15 CMU football student-athletes have earned Academic All-America honors a total of 20 times. The last person to receive this honor was Cody Wilson in 2012.

EIGHT CHIPPEWAS EARN ALL-MAC HONORS

- Eight Central Michigan football players earned All-Mid-American Conference honors for the 2014 season.
- Five Chippewas were selected to the first team: wide receiver Titus Davis, offensive linemen Nick Beamish and Andy Phillips, linebacker Justin Cherocci, and defensive lineman Leterrius Walton. CMU had more first-teamers than any other school in the league.
- Running back Thomas Rawls was named to the second team, while Chippewa defensive lineman Joe Ostman and defensive back Tony Annese were named to the third team.
- Davis, a senior from Wheaton, Ill., led the Chippewas with 54 receptions for 843 yards and nine touchdowns despite missing three games because of injury. He earned all-conference honors for the fourth time and is just the third Chippewa to collect All-MAC accolades in each of his four seasons, joining Dan LeFevour and Bryan Anderson.
- Phillips, a senior guard from Lansing, Mich., who was a second-team all-conference selection a year ago, has started 41 consecutive games and was named the Chippewas' Offensive Upfront Player of the Year.

- Beamish, a junior from Riverview, Mich., has made 37 consecutive starts at center.
- Cherocci led CMU and was fifth in the MAC with 107 tackles and he shared the team lead with four sacks and two forced fumbles. He was the team's co-Defensive Player of the Year, and ranks eighth in program history with 389 tackles.
- Walton, a senior from Clinton Township, Mich., established himself as a force on the defensive front, earning the team's Defensive Upfront Player of the Year Award while making 30 tackles including two sacks.
- Rawls shared the Chippewas' Offensive Player of the Year Award after rushing for 1,103 yards and scoring 10 TDs on 210 carries. He finished fourth in the MAC in rushing yards per game and in all-purpose yards per game.
- Ostman finished third on the team with 56 tackles including 10 tackles-for-loss, a total that ranked second on the team. He also had three sacks, forced two fumbles and recovered one.
- Annese was CMU's second-leading tackler with 65 stops and shared the team lead with three interceptions. He also led the Chippewas with 10 pass breakups, while making three tackles-for-loss and recovered a fumble.

CONTROLLING THE GAME

- Central Michigan leads the MAC and ranks eighth nationally in time of possession with an average of 33:28 per game.
- CMU has dominated time of possession in its seven victories, holding the ball for 36:21 in those games compared to 23:39 for its opponents.
- The Chippewas have dominated in the second half of games this season, controlling the ball for an average of 17:40 compared to 12:20 for their opponents.
- Twice this season has CMU held the ball for more than 40 minutes in a game. The first was against Ohio (42:19) while the second was versus Eastern Michigan (40:06).

RAWLS SHINES

- Senior running back Thomas Rawls has cemented his spot as one of the MAC's top running backs, earning second team All-MAC despite missing the majority of five games.
- He ranks fourth in the MAC in rushing yards per game (122.6) and all-purpose yards per game (132.9), fifth in yards rushing (1,103) and eighth in rushing TDs (10).
- The senior is also 17th in the nation in rushing yards per game, and 30th in all-purpose yards per game.
- Rawls is the 23rd CMU student-athlete to rush for more than 1,000 yards in a season. Those 23 players have combined to reach this mark 35 times. The last was

CMU CAREER RECORDS

Tackles

1. Brian Leigeb (1997-2000)	490
2. Red Keith (2004-07)	474
3. Nick Bellore (2007-10)	472
4. Ray Bentley (1979-82)	443
5. James King (2001-04)	408
6. Rich Curtiss (1987-90)	402
7. Bryan Gross (1976-78)	396
8. Justin Cherocci (2010-)	389
9. Mike Bevier (1980-84)	352
Shawn Williams (1995-98)	352

Yards Passing

1. Dan LeFevour (2006-09)	12,905
2. Ryan Radcliff (2009-12)	9,917
3. Jeff Bender (1988-91)	6,528
4. Pete Shepherd (1997-2000)	5,754
5. Derrick Vickers (2000-03)	5,358
6. Kent Smith (2002-05)	5,179
7. Cooper Rush (2013-)	5,013
8. Joe Youngblood (1990-93)	4,718
9. Chad Darnell (1994-96)	4,705
10. Bob DeMarco (1981-84)	3,699

Passes Completed

1. Dan LeFevour (2006-09)	1,171
2. Ryan Radcliff (2009-12)	810
3. Jeff Bender (1988-91)	502
4. Derrick Vickers (2000-03)	494
5. Pete Shepherd (1997-2000)	455
6. Kent Smith (2002-05)	453
7. Cooper Rush (2013-)	392
8. Joe Youngblood (1990-93)	331
9. Chad Darnell (1994-96)	319
10. Bob DeMarco (1981-84)	264

Touchdown Passes Thrown

1. Dan LeFevour (2006-09)	102
2. Ryan Radcliff (2009-12)	63
3. Jeff Bender (1988-91)	38
4. Joe Youngblood (1990-93)	35
5. Cooper Rush (2013-)	35
6. Derrick Vickers (2000-03)	34
7. Chad Darnell (1994-96)	33
8. Kent Smith (2002-05)	33
9. Andy MacDonald (1950-51)	27
10. Bob DeMarco (1981-84)	23

CMU SEASON RECORDS

Yards Passing

1. Dan LeFevour, 2007	3,652
2. Dan LeFevour, 2009	3,438
3. Ryan Radcliff, 2010	3,358
4. Ryan Radcliff, 2011	3,286
5. Ryan Radcliff, 2012	3,158
6. Dan LeFevour, 2006	3,031
7. Chad Darnell, 1996	2,921
8. Kent Smith, 2005	2,799
9. Dan LeFevour, 2008	2,784
10. Cooper Rush, 2014	2,664

Touchdown Passes Thrown

1. Dan LeFevour, 2009	28
2. Dan LeFevour, 2007	27
3. Dan LeFevour, 2006	26
4. Ryan Radcliff, 2011	25
5. Ryan Radcliff, 2012	23
6. Chad Darnell, 1996	22
7. Dan LeFevour, 2008	21
8. Cooper Rush, 2014	20
9. Joe Youngblood, 1992	18
10. Joe Youngblood, 1993	17
Ryan Radcliff, 2010	17

TRACKING CENTRAL MICHIGAN'S 2014 OPPONENTS

Opponent	Record	Bowl Game/FCS Finish
Chattanooga (Aug. 28)	8-3, 7-0	FCS Quarterfinals - at New Hampshire, Dec. 12, 8 p.m.
at Purdue (Sept. 6)	3-9, 1-7	
Syracuse (Sept. 13)	3-9, 1-7	
at Kansas (Sept. 20)	3-9, 1-8	
at Toledo* (Sept. 27)	8-4, 7-1	GoDaddy Bowl vs. Arkansas State, Jan. 4, 9 p.m. ET
Ohio* (Oct. 4)	6-6, 4-4	
at Northern Illinois* (Oct. 11)	10-2, 7-1	Boca Raton Bowl vs. Marshall, Dec. 23, 6 p.m. ET
Ball State* (Oct. 18)	5-7, 4-4	
at Buffalo* (Oct. 25)	5-6, 3-4	
at Eastern Michigan* (Nov. 1)	2-10, 1-7	
Miami* (Nov. 15)	2-10, 2-6	
Western Michigan* (Nov. 22)	8-4, 6-2	Famous Idaho Potato Bowl, Dec. 20, 5:45 p.m. ET

CMU SINGLE SEASON RECORDS

Yards Rushing

1. Brian Pruitt, 1994	1,890
2. Silas Massey, 1996	1,544
3. Chuck Markey, 1972	1,513
4. Zurlon Tipton, 2012	1,492
5. Walt Hodges, 1974	1,463
6. Billy Smith, 1991	1,440
7. Curtis Adams, 1983	1,431
8. Robbie Mixon, 2002	1,363
9. Eric Flowers, 1998	1,302
10. Jesse Lakes, 1970	1,296

-- **Thomas Rawls, 2014** **1,133**

Rushing Touchdowns

1. Brian Pruitt, 1994	20
2. Dan LeFevour, 2007	19
Zurlon Tipton, 2012	19
4. Silas Massey, 1996	16
Eric Flowers, 1998	16
6. Curtis Adams, 1983	15
7. Jesse Lakes, 1970	14
Jim Sandy, 1972	14
Rodney Stevenson, 1986	14
10. Willie Todd, 1978	13
Curtis Adams, 1984	13
Craig Tefft, 1968	13

-- **Thomas Rawls, 2014** **10**

Rushing Attempts

1. Billy Smith, 1991	374
2. Silas Massey, 1996	312
3. Brian Pruitt, 1994	292
Eric Flowers, 1998	292
5. Chuck Markey, 1972	290
6. Donnie Riley, 1989	269
7. Craig Tefft, 1968	267
Curtis Adams, 1983	267
9. Jerry Seymour, 2004	262
10. Robbie Mixon, 2002	255

-- **Thomas Rawls, 2014** **210**

CMU SINGLE GAME RECORD

Yards Rushing

1. Robbie Mixon vs. EMU, 2002	377
2. Brian Pruitt vs. Toledo, 1994	356
3. Jesse Lakes vs. UW-Milwaukee, 1969	343
4. Silas Massey vs. Kent State, 1996	292
5. Brian Pruitt vs. UNLV, 1994	274
6. Thomas Rawls vs. NIU, 2014	270
7. Jim Podoley vs. Northern Iowa, 1954	258
8. Eric Flowers vs. Ball State, 1998	253
9. Zurlon Tipton vs. Akron, 2012	243
Donnie Riley vs. Akron, 1988	243

Zurlon Tipton with 1,492 yards in 2012.

- Rawls needs 193 yards to break into CMU's top 10 list for rushing yards in a season. He is three touchdowns away from reaching CMU's top 10 list for rushing TDs, and 45 attempts from being listed on the season attempts chart.
- Rawls ranks highly in the MAC and nationwide despite missing most of the Buffalo game and all of the EMU game because of an injury. Rawls had just four yards on three carries at Buffalo before leaving the game. He saw limited action against Miami with three carries for 16 yards.
- Rawls rushed for a career-high 270 yards and two touchdowns on 40 carries in the victory at NIU. Rawls' 270-yard effort is the highest total by a MAC ball carrier this season, and the 10th-highest mark in the FBS. He became the first player to rush for 200 yards against NIU since 2010. The Huskies entered the game leading the conference in rushing defense at 107.6 yards per game.
- Rawls also had a 40-carry, 229-yard performance against Ohio. He is just the second CMU player to rush for 200-plus yards in back-to-back games. Silas Massey achieved the same feat in 1996 when he surpassed 200 yards in three out of four games. Rawls is one of seven CMU players to record two 200-yard rushing games in a season.
- Rawls has been named the MAC West Offensive Player of the Week twice this year. The first after the Purdue game and the second after the win at Northern Illinois.
- Rawls finished with 155 yards on 31 carries and scored two touchdowns at Purdue, and he added 50 yards on three receptions.
- In the season opener against Chattanooga, Rawls gained 91 of his 123 rushing yards after halftime.
- Rawls missed the Syracuse and Kansas games due to an off-the-field issue. He returned against Toledo and scored a pair of touchdowns.
- Rawls is a graduate transfer from Michigan, where he rushed for 333 yards in his career.

CHEROCCI LEADS THE DEFENSE

- Linebacker Justin Cherocci is fifth in the MAC in total tackles with 107 and tackles per game (8.9). The senior also ranks 48th nationally in stops per contest.
- Cherocci had a career-best 18 tackles including 12 solo stops against Kansas. He was named MAC West Defensive Player of the Week for his efforts.
- He has been CMU's leading tackler eight out of 12 games this season including in the season opener against Chattanooga and against Syracuse, when he made 11 stops in each game. He also had eight tackles, all solo, at Purdue and a team-best nine tackles at Buffalo.
- He has 389 career tackles and moved into eighth on CMU's top 10 list with 10 stops against NIU. He needs seven tackles to move into seventh.
- Cherocci ranks fourth in the country in career tackles among active players with 389. He is currently 11 stops behind Derrick Mathews of Houston for the third spot. Eric Kendricks of UCLA is the nation's leader with 470. He is the national leader in assisted tackles with 231.
- He earned Third Team All-MAC honors last season and was named to the Rotary Lombardi Award Watch List this summer and named to the Phil Steele and Athlon Sports preseason All-MAC teams.
- In 2013, Cherocci led the MAC with 121 tackles and ranked 16th nationally with 10.1 tackles per game.
- The senior lost his partner in crime from the past two seasons, Shamari Benton. Benton and Cherocci combined for 490 tackles the past two seasons, an average 19.6 stops per game.

AMONG THE NATION'S BEST

- Central Michigan leads the MAC and is 24th in the FBS with 14 interceptions this season. CMU had four against Chattanooga, two versus Purdue, Buffalo and WMU, and one each versus Kansas, Toledo, Eastern Michigan and Northern Illinois.
- In CMU's last 15 games, including the final three in 2013, the Chippewas have recorded 19 picks, four of which have been returned for touchdowns. Safeties Tony Annese and Kevin King joined the starting lineup at the beginning of that stretch.

RUSH TRIGGERS CMU OFFENSE

- Sophomore quarterback Cooper Rush took the reins of the CMU offense in the second quarter of week two last season and has started the last 22 games for CMU.
- Rush moved into CMU's career top 10 list in three categories this season. He ranks fourth in touchdown passes (35), and is seventh in passes completed (392) and passing yards (5,013).
- The sophomore has also moved into CMU's single season top 10 in passing touchdowns (eighth, 20), completions (ninth, 215) and yards (10th, 2,664).
- Rush had a season-high 291 yards against Toledo, going 24-of-31 with two touchdowns. The 24 completions is a career-high, while Rush's passing total is the second-best mark of his career.
- The sophomore quarterback started off strong against NIU, going 10-for-11 for 137 yards in the first quarter before finishing 20-for-31 for 269 yards and two touchdowns.

150 TEAM RUSHING YARDS = VICTORY

- Central Michigan is 14-3 since 2011 when it rushes for at least 150 yards as a team.
- CMU passed that mark in five victories this year with 161 rushing yards at Purdue, 234 against Ohio, 283 versus NIU, 278 at Eastern Michigan and 209 versus Miami. The Chippewas also came close against Chattanooga with 148 yards on the ground.
- CMU's loss against Ball State (181 yards) was the first time the Chippewas have lost a game in which it surpassed 150 team rushing yards since a loss to Toledo (156 yards) in 2013.

SIX CHIPPEWAS ON ALL-MAC MID-SEASON SQUAD

- Six CMU players were named to Phil Steele's All-Mid-American Conference Mid-Season team.
- The Chippewas' Thomas Rawls was named to the First Team Offense, while Titus Davis and Andy Phillips earned spots on the Second Team Offense. Joe Ostman, Justin Cherocci and Tony Annese were named to the First Team Defense.

ANNESE HONORED BY MAC

- Tony Annese was named the Mid-American Conference West Division Defensive Player of the Week after the Chattanooga game.
- Annese, a sophomore safety from Hartland, Mich., led a Chippewa defense that limited Chattanooga to 29 total yards in the second half of a 20-16 season-opening victory.
- Annese had two interceptions and two tackles. His first interception came on the second play of the game, the second with under two minutes remaining to seal the win.
- In 15 career starts, Annese has five interceptions (2 vs. Chattanooga, 1 at Western Michigan, 1 vs. UMass and 1 at Northern Illinois).
- He is the first Chippewa player since Jahleel Addae in 2011 to make two interceptions in a game.
- He also earned this honor last season after CMU's victory over Western Michigan. In that game, he scored the game-winning touchdown late in the third quarter, intercepting Broncos quarterback Zach Terrell and returning it 34 yards for a score, providing CMU what would prove to be an insurmountable 27-16 lead.

FIRST CAREER STARTS

- Six Chippewas have made their first career starts this season: guard Kenny Rogers, wide receiver Jesse Kroll, linebacker Tim Hamilton, wide receiver Cory Willis, fullback Joe Bacci and defensive end Joe Ostman.
- A junior, Rogers has battled injuries during his career and switched from tackle to guard during the offseason to fill a need for CMU. He has started every game this year for Central Michigan.
- Kroll drew the first start of his career against Purdue. Kroll, who missed last season because of an injury, has 32 receptions for 473 yards this year.
- CMU's lone true sophomore, Ostman has recorded 10.0 tackles-for-a-loss along with three sacks this year. Ostman had 3.0 tackles-for-a-loss and two sacks against Purdue and tallied a career-high seven tackles and 1.0 tackles-for-a-loss at Kansas.
- Tim Hamilton saw his first action as a starter against Syracuse, racking up a career-best six tackles including two solo stops.
- Cory Willis got his first start against Kansas and had a breakout performance with five catches for 60 yards.
- Joe Bacci converted to fullback during the offseason and has been a steady force this year for CMU. Bacci got his first start against Ball State and caught his first career touchdown pass in that game.

TRIO BREAKS OUT

- A trio of true freshmen have seen action this year: running back Devon Spalding, defensive back Amari Coleman and defensive end Mitch Stanitzek.
- CMU played only one true freshman last year, defensive end Joe Ostman.
- Stanitzek saw his first action against Chattanooga, recording the first sack of his career. He also recorded his first interception at Kansas.
- Spalding and Coleman played for the first time against Purdue. Spalding rushed four times for 21 yards, an average of 5.2 yards per carry. Coleman played mainly on special teams, forcing a fumble while playing on the kickoff team.

BUTLER A "GOOD WORKS" NOMINEE

- Central Michigan senior Deon Butler has been nominated for the 2014 Allstate American Football Coaches Association Good Works Team.
- Butler, a tight end from Detroit, is one of 182 college football players from across the nation selected for their charitable involvement, community service contributions, volunteerism and leadership among their peers.
- Butler, a tight end, has been involved in several charitable volunteer efforts during his time at Central Michigan, including the PEAK Program, in which he mentors elementary-school students and aids with homework as well as enrichment activities from arts to sports.
- Butler has also volunteered at the Isabella Community Soup Kitchen, the Red Cross Food Pantry, the Special Olympics of Michigan, and at assisted-living homes.
- The Good Works Team, established in 1992, is intended to pay tribute to the "good" in college football that extends beyond the wins and the losses.

KINVILLE AMONG NATION'S TOP FOOTBALL SCHOLAR-ATHLETES

- CMU tight end Mike Kinville has been named as a semifinalist for the 2014 William V. Campbell Trophy.
- The award, which is selected by the National Football Foundation, goes to college football's premier scholar-athlete. Candidates must be a senior or a graduate student in his final year of eligibility, maintain a grade point average of 3.2 or above, be a starter or a significant contributor, and have demonstrated strong leadership and citizenship.
- Kinville is one of 167 nominees. On Oct. 30, 16 of those 167 will be named as NFF Scholar-Athlete Award winners and will receive \$18,000 earmarked for postgraduate education.

CHIPPEWAS IN THE NFL

- Nine former Chippewas currently reside on NFL rosters.
- Eric Fisher, the No. 1 pick in the 2013 NFL Draft, along with linebacker Frank Zombo, a former Super Bowl champion with the Green Bay Packers, are members of

the Kansas City Chiefs.

- Offensive tackle Joe Staley, CMU's first-ever first round draft choice, played in Super Bowl XXVII as a member of the San Francisco 49ers. He is a three-time All-Pro and Pro Bowl selection.
- Antonio Brown serves as the No. 1 receiver for the Pittsburgh Steelers and is quarterback Ben Roethlisberger's top target. Brown currently leads the NFL in receptions (105) and is second in receiving yards (1,375 yards).
- Former Super Bowl champion Cullen Jenkins is a starter at defensive tackle for the New York Giants.
- Linebacker Nick Bellore is a key special teams player and backup linebacker for the New York Jets.
- Safety Jahleel Addae, a three-time All-MAC selection, made the San Diego Chargers' 53-man roster as an undrafted rookie free agent in 2013 and has earned playing time in their nickel package and on special teams.
- Josh Gordy, who has also played for the St. Louis Rams and Green Bay Packers, is a reserve cornerback for the Indianapolis Colts.
- Running back Zurlon Tipton is currently a member of the Indianapolis Colts. Tipton joined the Colts this past offseason as an undrafted free agent and made the 53-man roster to start the 2014 season. He was moved to the practice squad in week two and rejoined the 53-man roster in week 12.

FUTURE NON-CONFERENCE SCHEDULES

- Central Michigan has announced its non-conference schedule for the next two seasons:

2015

Sept. 3 – Oklahoma State
Sept. 12 – Monmouth
Sept. 19 – at Syracuse
Sept. 26 – at Michigan State

2016

Sept. 1 – Presbyterian
Sept. 10 – at Oklahoma State
Sept. 17 – UNLV
Sept. 24 – at Virginia

2014 CMU GAME-BY-GAME INDIVIDUAL LEADERS

	RUSHING (Att-Yds-TD)	PASSING (Com-Att-Yds-TD-Int)	RECEIVING (Rec-Yds-TD)	TACKLES (UT-AT-Tot)
Chattanooga (Aug. 28)	Rawls (25-123-1)	Rush (15-26-173-2-0)	Williams (4-46-1)	Cherocci (2-9-11)
at Purdue (Sept. 6)	Rawls (31-155-2)	Rush (11-16-172-2-1)	Rice (2-66-1)	Wilson (8-1-9)
Syracuse (Sept. 13)	Lavallii (4-15-0)	Rush (18-34-183-0-0)	Kroll (5-86-0)	Cherocci (2-9-11)
at Kansas (Sept. 20)	Walker (10-56-1)	Rush (18-26-178-0-1)	Willis (5-60-0)	Cherocci (12-6-18)
at Toledo (Sept. 27)	Rawls (17-65-2)	Rush (24-31-291-2-1)	Davis (6-128-0)	Wilson (4-6-10)
Ohio (Oct. 4)	Rawls (40-229-2)	Rush (17-27-233-2-0)	Davis (10-181-2)	Serpa (4-1-5)
				Cherocci (1-4-5)
at N. Illinois (Oct. 11)	Rawls (40-270-2)	Rush (20-31-269-2-1)	Kroll (6-97-1)	Cherocci (4-6-10)
Ball State (Oct. 18)	Rawls (32-167-1)	Rush (20-32-245-3-2)	Davis (10-128-2)	Annese (6-2-8)
				Ostman (2-6-8)
at Buffalo (Oct. 25)	Lavallii (21-80-2)	Rush (14-24-231-1-1)	Davis (6-100-1)	Cherocci (5-4-9)
at E. Michigan (Nov. 1)	Spalding (18-154-2)	Rush (18-23-223-1-1)	Butler (5-95-0)	Frasier (3-2-5)
				Cherocci (2-3-5)
Miami (Nov. 15)	Spalding (22-147-2)	Rush (16-23-218-3-1)	Davis (8-102-3)	Cherocci (9-1-10)
W. Michigan (Nov. 22)	Rawls (19-76-0)	Rush (24-44-248-2-3)	Davis (5-88-0)	Wilson (8-0-8)

THE 2014 CHIPPEWAS ARE...

3-3.....	at home
4-2.....	on the road
0-0.....	at neutral sites
5-4.....	during the day
2-1.....	at night
1-0.....	on grass
6-5.....	on artificial turf
5-2.....	when scoring first
2-3.....	when opponent scores first
6-3.....	when leading after one quarter
1-2.....	when trailing after one quarter
0-0.....	when tied after one quarter
5-0.....	when leading at halftime
1-5.....	when trailing at halftime
1-0.....	when tied at halftime
6-0.....	when leading after three quarters
0-4.....	when trailing after three quarters
1-1.....	when tied after three quarters
0-0.....	in overtime
1-5.....	with more turnovers than opponent
2-0.....	with fewer turnovers than opponent
4-0.....	with the same turnovers than opponent
7-2.....	with more time of possession
0-3.....	with less time of possession
6-1.....	when rushing for 150+ yards
5-3.....	when passing for 200+ yards
0-0.....	when gaining less than 200 yards
0-2.....	when gaining 200-299 yards
3-2.....	when gaining 300-399 yards
4-1.....	when gaining 400+ yards
0-2.....	when opp. rushes for 150+ yards
4-3.....	when opp. passes for 200+ yards
2-0.....	when opp. gains less than 200 yards
2-1.....	when opp. gains 200-299 yards
3-2.....	when opp. gains 300-399 yards
1-2.....	when opp. gains 400+ yards
0-2.....	when scoring less than 20 points
3-3.....	when scoring 20-29 points
4-0.....	when scoring 30-39 points
0-0.....	when scoring 40+ points
6-0.....	when opp. scores less than 20 points
1-1.....	when opp. scores 20-29 points
0-2.....	when opp. scores 30-39 points
0-2.....	when opp. scores 40+ points
1-0.....	in August
1-3.....	in September
3-1.....	in October
2-1.....	in November
Smallest Margin of Victory.....	4
Largest Margin of Victory.....	31
Avg. Margin of Victory.....	14.9
Smallest Margin of Defeat.....	3
Largest Margin of Defeat.....	37
Avg. Margin of Defeat.....	16.0

HOMEGROWN TALENT 74

Chippewas hail from the
state of Michigan

- Central Michigan's roster contains 74 players who hail from the state of Michigan, which equates to 71 percent of the Chippewas' roster.
- Among state Division I schools, Western Michigan ranks second with 52 players followed by Michigan (44), Michigan State (43), and Eastern Michigan (37).
- In 2013, CMU's roster featured 73 Michiganders, ranking ahead of Michigan (48), Michigan State (47), Eastern Michigan (35) and Western Michigan (31).



6

members of the Central Michigan coaching staff attended college in the state of Michigan, including three who are former Chippewa football players

INDIVIDUAL DEFENSIVE CAREER HIGHS (TACKLES)

Player	Position	Total Tackles (Solo)	Game (Date)
Justin Cherocci	LB	18 (12)	at Kansas (9/20/14)
Cody Lopez	LB	14 (7)	vs. Northern Illinois (10/1/11)
Kavon Frazier	S	11 (7)	vs. Toledo (9/21/13)
Jason Wilson	CB	11 (5)	vs. Eastern Michigan (11/29/13)
Jarret Chapman	S	10 (9)	at Northern Illinois (9/29/12)
Kevin King	S	10 (3)	at WMU (11/16/13)
Tony Annese	S	9 (8)	vs. Syracuse (9/13/14)
Blake Serpa	DE	9 (7)	vs. UMass (11/23/13)
Joe Ostman	DE	8 (2)	vs. Ball State (10/18/14)
Dennis Nalor	CB	8 (8)	vs. Ohio (9/10/11)
Brandon Greer	CB	8 (6) 2X	at Northern Illinois (10/11/14)
Leterrius Walton	DT	7 (5)	at Miami (10/5/13)
Tim Hamilton	LB	6 (2)	vs. Syracuse (9/13/14)
Jabari Dean	DT	5 (3) 4X	vs. Western Michigan (11/22/14)
Louis Palmer	DE	5 (2)	vs. UNH (9/7/13)
Shafer Johnson	DT	5 (5)	at NC State (9/28/13)
Josh Cox	DB	4 (2) 2X	vs. Miami (11/15/14)
Tyree Waller	S	3 (1) 2X	vs. Chattanooga (8/28/14)
Kelby Latta	DT	3 (0) 2X	vs. Northern Illinois (10/19/13)
Amari Coleman	CB	2 (2) 2X	at Eastern Michigan (11/1/2014)
Chris Kantzavelos	DE	2 (0) 3X	vs. Western Michigan (11/22/14)
Denzel Wimberly	S	2 (1) 2X	at NC State (9/28/13)
Jordan Fields	S	2 (1)	vs. Ohio (10/4/14)
Jeff Perry	LB	1 (1) 3X	vs. Syracuse (9/13/14)
Mitch Stanitzek	DE	1 (0) 2x	at Northern Illinois (10/11/14)
Nathan Ricketts	LB	1 (1) 8X	at Buffalo (10/25/14)
Stefon Armstead	CB	1 (0)	vs. UNH (9/7/13)

when player ties a career high multiple times, the most recent is listed

CENTRAL MICHIGAN DEPTH CHART

OFFENSE

LT	77	Ramadan Ahmeti (6-7, 300, Jr.)
	76	Jack Ford (6-7, 301, R-Fr.)
LG	66	Andy Phillips (6-3, 306, Sr.)
	79	Austin Doan (6-4, 305, R-Fr.)
C	54	Nick Beamish (6-3, 310, Jr.)
	67	J.P. Quinn (6-4, 300, R-Fr.)
RG	75	Kenny Rogers (6-6, 310, Jr.)
	63	Connor Collins (6-3, 300 So.)
RT	60	Kevin Henry (6-4, 306, Sr.)
	74	Derek Edwards (6-5, 305, R-Fr.)
QB	10	Cooper Rush (6-3, 220, So.)
	7	Cody Kater (6-3, 220, Sr.)
RB or or or	34	Thomas Rawls (5-10, 217, Sr.)
	6	Saylor Lavallii (5-9, 213, Jr.)
	27	Martez Walker (5-8, 198, So.)
	25	Devon Spalding (5-11, 200, Fr.)
FB	44	Anthony Garland (6-1, 230, Sr.)
	40	Joe Bacci (6-1, 243, So.)
TE or or	33	Mike Kinville (6-3, 255, Sr.)
	89	Ben McCord (6-4, 248, Jr.)
	15	Deon Butler (6-3, 242, Sr.)
	86	Zach Crouch (6-5, 245, R-Fr.)
X or	88	Jesse Kroll (6-3, 214, Jr.)
	85	Courtney Williams (6-1, 212, Sr.)
	3	Mark Chapman (6-0, 185, R-Fr.)
Z	84	Titus Davis (6-2, 190, Sr.)
	80	Anthony Rice (6-0, 184, So.)

SPECIAL TEAMS

P	17	Ron Coluzzi (5-11, 185, So.)
	87	Matt Mills (6-3, 200, Jr.)
K	96	Brian Eavey (6-2, 196, So.)
	17	Ron Coluzzi (5-11, 185, So.)
KO	17	Ron Coluzzi (5-11, 185, So.)
	96	Brian Eavey (6-2, 196, So.)
H	87	Matt Mills (6-3, 200, Jr.)
	7	Cody Kater (6-3, 220, Sr.)

DEFENSE

LE	45	Joe Ostman (6-3, 250, So.)
	90	Chris Kantzavelos (6-3, 274, R-Fr.)
or	30	Mitch Stanitzek (6-4, 240, Fr.)
NT	58	Leterrius Walton (6-5, 300, Sr.)
	95	Shafer Johnson (6-1, 320, Jr.)
DT	52	Jabari Dean (6-2, 295, So.)
	98	Kelby Latta (6-4, 312, So.)
DE	2	Blake Serpa (6-3, 255, Jr.)
	56	Louis Palmer (6-2, 265, Jr.)
MIKE or	46	Justin Cherocci (6-0, 231, Sr.)
	42	Nathan Ricketts (6-3, 232, Jr.)
	32	Jeff Perry (6-2, 227, R-Fr.)
SAM or	51	Cody Lopez (6-1, 228, Sr.)
	43	Tim Hamilton (6-1, 233, Jr.)
ST	10	Kevin King (5-10, 194, Sr.)
	19	Tyree Waller (6-1, 220, R-Fr.)
DS or	29	Jarret Chapman (6-0, 200, Sr.)
	5	Kavon Frazier (6-0, 213, Jr.)
	24	Jordan Fields (5-11, 190, So.)
CS	18	Tony Annese (6-1, 205, So.)
	8	Winslow Chapman (6-0, 200, So.)
FC	4	Brandon Greer (6-1, 203, Jr.)
	28	Dennis Nalor (6-0, 185, Sr.)
BC or	14	Jason Wilson (6-0, 185, Sr.)
	36	Josh Cox (5-11, 195, R-Fr.)
	16	Stefon Armstead (5-10, 175, Jr.)

Snap	92	Mike Zenk (6-3, 250, Jr.)
	61	Nick Adams (5-10, 230, Sr.)
PR	7	Amari Coleman (5-10, 180, Fr.)
	6	Saylor Lavallii (5-9, 213, Jr.)
KR	7	Amari Coleman (5-10, 180, Fr.)
	85	Courtney Williams (6-1, 212, Sr.)
	27	Martez Walker (5-8, 198, So.)
	25	Devon Spalding (5-11, 200, Fr.)



HEAD COACH DAN ENOS

Fifth Season
26-35

In 2013, Dan Enos' fourth year at the helm of the Chippewa program, Central Michigan battled through adversity to win six games, including five in conference play, capture the Michigan MAC Trophy, and bring the Victory Cannon back home to Mount Pleasant.

CMU was hit hard by injuries from the season's outset, losing key offensive pieces in starting quarterback Cody Kater and Doak Walker Award nominee Zurlon Tipton to injury in the first quarter of the opener at Michigan. Redshirt freshman quarterback Cooper Rush took over the role of signal caller, throwing for 2,349 yards and 15 touchdowns, while sophomore Saylor Lavallii capably filled in at running back, rushing for 807 yards and five touchdowns, before Tipton returned for the final four games.

Early on, the Chippewas also lost veteran left tackle Jake Olson, a legitimate All-MAC candidate and NFL prospect, and budding young star defensive lineman Jabari Dean for the season. But quality depth resulting from strong recruiting allowed CMU to fill the gaps without missing a beat.

One of the major highlights of the conference schedule was CMU's 26-23 win over MAC East Division preseason favorite Ohio. The finale of a lengthy three-game road stretch, the Chippewas upset the Bobcats in thrilling fashion, getting a game-winning 5-yard touchdown pass from Rush to Courtney Williams with 22 seconds remaining. Central also swept in-state rivals Western Michigan, 27-22, in Kalamazoo; and Eastern Michigan, 42-10, in Kelly/Shorts Stadium to regain both the Victory Cannon and the Michigan MAC Trophy.

Four Chippewas received All-MAC recognition in 2013 — receiver Titus Davis (first team), guard Andy Phillips (second third) and linebackers Shamari Benton (third team) and Justin Cherocci (third team) — upping the total number of all-conference honors earned by Enos' players to 23 during his four-year tenure. Davis, who is ranked in the top 10 in the CMU record book in three career categories following his standout junior season, led the MAC in yards per catch (18.2), while Cherocci was the conference's top tackler with 121 total stops.

Enos' 2012 Chippewas won seven games overall, including four of their last five in the regular season, all in MAC play, to earn the program's fifth bowl bid in the last seven years. Central Michigan grabbed the national spotlight in week

"If young men want to be an All-American, they can come to Central Michigan and be an All-American. If they want to be drafted in the first round, they can come here and be drafted in the first round. It's all real. If you want to come here and get an education, you'll do that. If you want to come here and get coached by a group of outstanding men who care about you, it's going to happen. You see that Eric Fisher was an All-American and Joe Staley was a first round draft choice. That could be you. You can accomplish all those things at Central Michigan. You don't have to go somewhere else to do those things; it can be done right here."

- Dan Enos

THE ENOS FILE

Hometown
Dearborn, Mich.

High School
Edsel Ford, 1986

College
Michigan State, 1991

Family
Wife, Jane; Daughter, Lia; Son, Alex



COACHING HISTORY

1991-1993	Michigan State
Graduate Assistant	
1994-95	Lakeland College
Offensive Coordinator/QBs, WRs	
1996	Northern Michigan
Offensive Coordinator/Offensive Backs	
1997-98	Southern Illinois
Quarterbacks/Wide Receivers	
1999	Missouri State
Offensive Coordinator/Quarterbacks	
2000-02	Western Michigan
Quarterbacks	
2003	North Dakota State
Offensive Coordinator/Quarterbacks	
2004-05	Cincinnati
Quarterbacks	
2006	Michigan State
Quarterbacks	
2007-09	Michigan State
Running Backs	
2010-present	Central Michigan
Head Coach	

HEAD COACH DAN ENOS (CONTINUED)

four, scoring nine points in the game's final 45 seconds to knock off Iowa on the road, 32-31, in thrilling, come-from-behind fashion. CMU punctuated 2012 with a 24-21 victory over Western Kentucky in the Little Caesars Pizza Bowl in Detroit.

The CMU offense, which finished the regular season on a tear by scoring 30 or more points in six straight games, flourished in both phases in 2012. Behind a talented offensive line, led by All-American left tackle Eric Fisher, junior running back Zurlon Tipton rushed for 1,492 yards, the most by a Chippewa running back in 16 years. Senior quarterback Ryan Radcliff reached the 3,000-yard passing plateau for the third time in his career and posted the best touchdown-to-interception ratio of his career (23-9). Radcliff's top two targets excelled in 2012, as senior Cody Wilson solidified his status as one of CMU's all-time great receivers, finishing third in receptions and fifth in receiving yards, while sophomore Titus Davis was among the nation's leaders in yards per reception.

Enos had five Chippewas earn All-MAC recognition in 2012 — Fisher (first team), Tipton (second team), Jahleel Addae (second team), Davis (second team), and Wilson (third team). Fisher also received All-America recognition, earning second team honors from SI.com and third team mention by the Associated Press.

One of Coach Enos' cornerstone messages to recruits and his players is that whatever you can dream, you can achieve at Central Michigan. The entire sports world witnessed the embodiment of that philosophy in April, 2013, when Eric Fisher made history by becoming the highest NFL draft pick ever from CMU and the Mid-American Conference when he was selected No. 1 overall by the Kansas City Chiefs. Three other Chippewas from the 2013 class, Addae (San Diego Chargers), Darren Keyton (Detroit Lions), and Cody Wilson (Detroit Lions), also signed NFL contracts.

Enos has also had a total of 16 Academic All-MAC selections and five academic all-district honorees in addition to three Academic All-Americans, including Cody Wilson in 2011 and 2012.

A young team playing close, competitive games came to define Enos' first season as the Chippewas' head coach in 2010.

A team that included just 13 seniors and 19 first-time starters found itself in six games decided by seven points or fewer. And while the Chippewas finished 3-9 overall, five of the losses were by a combined 19 points.

The highlight of the season was a 26-22 Senior Night victory over Western Michigan in front of a national television audience on ESPN2. The Chippewas' fifth straight win over their in-state rivals kept a pair of traveling trophies in Mount Pleasant: the Victory Cannon, presented to the winner of each year's CMU-WMU matchup, and the Michigan MAC Trophy, awarded to the winner of the round-robin competition between Central Michigan, Eastern Michigan and Western Michigan.

CMU opened the season with 33-0 win over Hampton at Kelly/Shorts Stadium, making Enos the first CMU head coach since Herb Deromedi in 1978 to win his debut.

The 2011 Chippewas featured 24 first-time starters and 10 true freshmen playing significant roles on offense and defense, while eight or fewer seniors were available to see playing time during each of the final six games of the season. Freshmen accounted for 10 of the final 11 touchdowns CMU scored in 2011, and on Nov. 10 against Ohio the Chippewas fielded an offensive starting lineup that included seven true or redshirt freshmen.

The Chippewas' season was highlighted by a 48-41 win over eventual MAC champion Northern Illinois at Kelly/Shorts Stadium on Oct. 1. CMU led by as many as 22 points in the fourth quarter in handing NIU its lone conference loss of the season.

True freshman receiver Titus Davis earned Freshman All-America honors from Phil Steele's Magazine after catching 40 passes for 751 yards and eight touchdowns, a CMU freshman record for touchdown receptions and tied for the sixth most in a season in school history. Junior receiver Cody Wilson was named to the Capital One/CoSIDA Academic All-America second team, marking the second straight year the Chippewas had produced an Academic All-American.

Enos was introduced as the head coach of the Central Michigan football program in a press conference on January 12, 2010.

Prior to CMU, he spent four seasons at Michigan State. He was the Spartans'

running backs coach from 2007-2009 after coaching the quarterbacks in 2006.

The Spartans' backfield featured a pair of true freshmen in 2009, as Larry Capen and Edwin Baker combined to rush for 895 yards and seven touchdowns. Capen was named to the Big Ten All-Freshmen Teams by ESPN.com and Sporting News.

In 2008, Enos worked directly with one of the nation's top running backs, Javon Ringer. Ringer led the nation in carries (390), scoring (132 points) and touchdowns (22) and ranked fourth in rushing (125.9 ypg) en route to being named a consensus first-team All-American. Ringer was the first Spartan running back to earn All-America honors since Lorenzo White in 1987.

In his first season coaching the Michigan State running backs, Enos mentored one of the top backfields in the Big Ten in Ringer and Jehu Caulcrick. Michigan State ranked third in the Big Ten and No. 25 in the NCAA in rushing offense, averaging 198.2 yards a game, an improvement of 69 yards per game over 2006.

Enos began his tenure at Michigan State in 2006 coaching the Spartans' quarterbacks. He worked directly with Drew Stanton, who earned team MVP honors after accounting for 2,252 total yards and 17 touchdowns as a senior.

Enos spent the 2004 and 2005 seasons as the quarterbacks coach on Mark Antonio's staff at Cincinnati.

In 2005, his pupil Dustin Grutza became the first freshman quarterback to start a Cincinnati season opener (vs. Eastern Michigan) since World War II. Grutza, a redshirt freshman, finished fourth in the Big East Conference in total offense, averaging 165.0 yards per game.

In 2004, Enos helped hone the talents of Gino Guidugli, who closed out his career as Cincinnati's all-time passing leader with 11,222 yards. As a senior, Guidugli completed 210-of-342 throws (.614) for 2,633 yards and a school-record 26 touchdowns while leading the Bearcats to a 7-5 record, including a 32-14 victory over Marshall in the Fort Worth Bowl.

Enos spent the 2003 season as offensive coordinator and quarterbacks coach under Craig Bohl at NCAA Division II North Dakota State, where he designed an offensive attack that averaged 30.1 points per game en route to an 8-3 record.

Prior to his appointment at North Dakota State, Enos worked for three years as the quarterbacks coach at Western Michigan (2000-02) under Gary Darnell. In 2002, the Broncos finished fifth in the Mid-American Conference and No. 30 nationally in passing offense, averaging 256.1 yards per game.

In 1999, Enos served as offensive coordinator and quarterbacks coach at Missouri State under Randy Ball. The Bears ranked among the NCAA Division I-AA leaders in passing offense (No. 22 at 258.8 ypg), scoring offense (No. 23 at 33.9 ppg) and total offense (No. 30 at 417.8 ypg).

His full-time coaching credits also include stops at Southern Illinois (quarterbacks and wide receivers, 1997-98), Northern Michigan (offensive coordinator/backfield, 1996) and Lakeland College (offensive coordinator/quarterbacks and wide receivers, 1994-95). He began his coaching career as a graduate assistant for George Perles at Michigan State (1991-93).

Enos was a four-year letterman (1987-90) and two-year starter (1989-90) at quarterback at Michigan State, compiling a 16-7-1 record (.688) as a starter. He led the Spartans to back-to-back bowl victories: a 33-13 win over Hawaii in the 1989 Aloha Bowl and a 17-16 win over Southern California in the 1990 John Hancock Bowl. As a senior, Enos threw for 1,677 yards and four touchdowns while helping the Spartans earn a share of the 1990 Big Ten championship. Enos still ranks among Michigan State's all-time top 10 in pass attempts (No. 10 at 478), pass completions (No. 10 at 297), completion percentage (No. 3 at .621) and passing yards (No. 10 at 3,837).

Enos earned his bachelor's degree in business administration from Michigan State in 1991 and received a master's degree in sports administration in 2006. A native of Dearborn, Mich., Enos earned all-state honors as a senior for Coach Jack Bridges at Edsel Ford High School. He accounted for 5,743 total yards and 46 touchdowns during his prep career.

Enos and his wife, Jane, are the parents of two children: Lia and Alex.

THE LAST TIME...

KICKOFF RETURN FOR TD

By CMU: Courtney Williams vs. EMU, 11/29/13, 84 yards, CMU 42-10

By Opponent: Eric Page, Toledo, 11/26/10, 99 and 95 yards, Toledo 42-31

PUNT RETURN FOR TD

By CMU: Antonio Brown vs. Eastern Michigan, 75 yards, 10/10/09, CMU 56-8

By Opponent: DJ Green, NC State, 9/28/13, 37 yards, NC State 48-14

INTERCEPTION FOR TD

By CMU: Brandon Greer vs. Purdue, 9/6/14, 57 yards, CMU 38-17

By Opponent: D.J. Green, NC State, 9/28/13, 37 yards, NC State 48-14

BLOCKED PUNT RETURNED FOR TD

By CMU: Lorenzo White at Toledo, 11/26/2010, recovered in end zone, Toledo 42-31

By Opponent: Joe Reynolds, Michigan, 8/31/13, returned 30 yards, Michigan 59-9

BLOCKED PUNT

By CMU: Avery Cunningham vs. Western Kentucky, 12/26/12, CMU 24-21

By Opponent: Amos Houston, Eastern Michigan, 11/1/14, CMU 38-7

BLOCKED FIELD GOAL

By CMU: Steve Winston vs. Northern Illinois, 10/1/11, CMU 48-41

By Opponent: Davis Tull, Chattanooga, 8/28/14, CMU 20-16

BLOCKED PAT

By CMU: Jabari Dean vs. Ball State, 10/18/14, Ball State, 32-29

By Opponent: Travonte Boles, Western Michigan, 11/16/13, CMU 27-22

SAFETY RECORDED

By CMU: vs. Miami (Ohio), 11/17/12, tackle in end zone, CMU 30-16

By Opponent: vs. Syracuse, 9/13/14, penalty in end zone, Syracuse 40-3

SHUTOUT RECORDED

By CMU: vs. UMass, 11/23/13, 37-0

By Opponent: Northern Illinois, 10/19/02, 49-0

200-YARD RECEIVING GAME

By CMU: Titus Davis vs. Western Michigan, 11/3/12, 208 yards, Western Michigan, 42-31

By Opponent: Matt Simon, Northern Illinois, 9/29/07, 205 yards, CMU 35-10

200-YARD RUSHING GAME

By CMU: Thomas Rawls vs. NIU, 10/11/14, 270 yards, CMU 34-17

By Opponent: Jordan Lynch, NIU, 10/19/13, 316 yards, NIU 38-17

400-YARD PASSING GAME

By CMU: Ryan Radcliff at Ball State, 10/22/11, 436 yards, Ball State 31-27

By Opponent: Tim Hiller, Western Michigan, 10/17/09, 410 yards, CMU 34-23

FUMBLE RETURN FOR A TD

By CMU: Jahleel Addae at Western Michigan, 9/17/11, 0 yards, Western Michigan 44-14

By Opponent: Marqez Hodge, Syracuse, 9/13/14, 36 yards, Syracuse 40-3

TWO-POINT CONVERSION

By CMU: Jesse Kroll from Cooper Rush vs. Ball State, 10/18/14, Ball State 32-29

By Opponent: Alec Moulton rush, Western Michigan, 11/22/14, WMU 32-20

50-YARD FIELD GOAL

By CMU: David Harman vs. Western Kentucky, 12/26/12, CMU 24-21

By Opponent: Scott Secor, Ball State, 10/18/14, 55 yards, Ball State 32-29

FOUR PASSING TDS IN A GAME

By CMU: Ryan Radcliff vs. Toledo, 10/6/12, 327 yards, 4 TDs, Toledo 50-35

By Opponent: Keith Wenning, Ball State, 11/6/13, 299 yards, 4 TDs, Ball State 44-24

THREE RUSHING TDS IN A GAME

By CMU: Zurlon Tipton vs. Akron, 10/27/12, 243 yards, 3 TDs, CMU 35-14

By Opponent: Terrel Hunt, 92 yards, 3 TDs, Syracuse, 9/13/14, Syracuse 40-3

FOUR RUSHING TDS IN A GAME

By CMU: Zurlon Tipton vs. UMass, 11/23/12, 185 yards, 4TDs, CMU 42-21

By Opponent: Garrett Wolfe, Northern Illinois, 10/16/04, 226 yards, 4 TD, Northern Illinois 42-10

THREE RECEIVING TDS IN A GAME

By CMU: Titus Davis vs. Miami, 11/15/14, 102 yards, 3 TDs, CMU 34-27

By Opponent: Devante Davis, UNLV, 9/14/13, 140 yards, 3 TD, UNLV 31-21

50 POINTS IN A GAME

By CMU: 52 points at Eastern Michigan, 9/18/10, CMU 52-14

By Opponent: Michigan, 59 points, 8/31/13, Michigan 59-9

FOUR FIELD GOALS IN A GAME

By CMU: David Harman at Iowa, 9/22/12, (33, 25, 20, 47 yards), CMU 32-31

By Opponent: Scott Secor, Ball State, 10/18/14, 55 yards (39, 37, 20, 55 yards), Ball State 32-29

100 PASSING YARDS, 100 RUSHING YARDS IN A GAME

By CMU: Dan LeFevour vs. Bowling Green, 10/24/09, 147 yards passing, 128 yards rushing, CMU 24-10

By Opponent: Jordan Lynch, Northern Illinois, 10/19/13, 155 yards passing, 316 yards rushing, Northern Illinois, 38-17

TWO PLAYERS WITH 100 RUSHING YARDS

By CMU: Devon Spalding (154 yards) and Saylor Lavallii (105 yards) at Eastern Michigan, 11/1/14, CMU 38-7

By Opponent: Leighton Settle (152 yards) and Jordan Lynch (144 yards), Northern Illinois, 9/29/12, Northern Illinois, 55-24

CENTRAL MICHIGAN SCORING DRIVES

Opponent	Scoring Play	Conversion	Possession Plays / Yards / Time (Quarter, Time)
Chattanooga	Kroll 18-yard pass from Rush	Coluzzi kick	5 / 75 / 1:57 (2nd, 1:57)
Chattanooga	Rawls 6-yard run	Coluzzi kick failed	12 / 74 / 6:06 (3rd, 6:06)
Chattanooga	Williams 26-yard pass from Rush	Coluzzi kick	2 / 20 / 0:52 (3rd, 0:52)
Purdue	Greer 57-yard interception return	Eavey kick	- / - / 10:39 (1st, 10:39)
Purdue	Rice 65-yard pass from Rush	Eavey kick	4 / 76 / 7:29 (1st, 7:29)
Purdue	Rawls 2-yard run	Eavey kick	4 / 73 / 7:48 (2nd, 7:48)
Purdue	McCord 11-yard pass from Rush	Eavey kick	7 / 75 / 7:03 (3rd, 7:03)
Purdue	Eavey 23-yard field goal		12 / 62 / 13:34 (4th, 13:34)
Purdue	Rawls 16-yard run	Eavey kick	4 / 27 / 3:44 (4th, 3:44)
Syracuse	Eavey 26-yard field goal		15 / 66 / 7:43 (1st, 7:43)
Kansas	Eavey 37-yard field goal		11 / 73 / 6:14 (2nd, 6:14)
Kansas	Walker 18-yard run	Eavey kick	7 / 75 / 6:11 (3rd, 6:11)
Toledo	Kroll 3-yard pass from Rush	Eavey kick	8 / 75 / 4:06 (1st, 6:03)
Toledo	Kroll 4-yard pass from Rush	Eavey kick	10 / 75 / 4:51 (3rd, 10:09)
Toledo	Rawls 3-yard run	Eavey kick	8 / 75 / 3:41 (3rd, :03)
Toledo	Rawls 6-yard run	Eavey kick	11 / 85 / 5:44 (4th, 7:54)
Ohio	Davis 4-yard pass from Rush	Eavey kick	7 / 77 / 3:09 (1st, 10:21)
Ohio	Davis 32-yard pass from Rush	Eavey kick	7 / 68 / 3:09 (1st, 5:55)
Ohio	Rawls 15-yard run	Eavey kick	15 / 75 / 7:26 (3rd, 7:34)
Ohio	Rawls 1-yard run	Eavey kick	7 / 68 / 3:56 (4th, 8:44)
Northern Illinois	Rawls 5-yard run	Eavey kick	10 / 86 / 4:52 (1st, 8:33)
Northern Illinois	Rawls 13-yard run	Eavey kick	8 / 92 / 4:18 (1st, 1:46)
Northern Illinois	Kroll 6-yard pass from Rush	Eavey kick	10 / 68 / 4:18 (2nd, 6:05)
Northern Illinois	Eavey 25-yard field goal		8 / 72 / 3:56 (3rd, 10:59)
Northern Illinois	McCord 13-yard pass from Rush	Eavey Kick	8 / 80 / 3:17 (3rd, 3:20)
Northern Illinois	Eavey 23-yard field goal		8 / 65 / 4:25 (4th, 10:35)
Ball State	Rawls 5-yard run	Eavey Kick	6 / 67 / 2:31 (1st, 9:04)
Ball State	Bacci 1-yard pass from Rush	Eavey Kick	9 / 35 / 4:15 (2nd, 7:03)
Ball State	Davis 27-yard pass from Rush	Eavey Kick	6 / 61 / 2:53 (3rd, 12:01)
Ball State	Davis 8-yard pass from Rush	Kroll pass from Rush	4 / 53 / 1:42 (4th, 2:22)
Buffalo	Lavallii 4-yard run	Eavey Kick	9 / 75 / 4:24 (1st, 10:36)
Buffalo	Lavallii 9-yard run	Eavey Kick	7 / 57 / 3:15 (2nd, 10:35)
Buffalo	Davis 7-yard pass from Rush	Eavey kick failed	16 / 98 / 9:29 (4th, 8:08)
Eastern Michigan	Lavallii 41-yard run	Eavey Kick	3 / 63 / 1:10 (1st, 11:45)
Eastern Michigan	Lavallii 1-yard run	Eavey Kick	9 / 64 / 4:50 (1st, 5:23)
Eastern Michigan	Spalding 42-yard run	Eavey Kick	7 / 64 / 4:50 (2nd, 11:25)
Eastern Michigan	Davis 15-yard pass from Rush	Eavey Kick	4 / 43 / 1:52 (2nd, 3:28)
Eastern Michigan	Eavey 28-yard field goal		8 / 39 / 1:45 (2nd, 00:00)
Eastern Michigan	Spalding 6-yard run	Eavey Kick	12 / 83 / 5:00 (4th, 14:32)
Miami	Davis 6-yard pass from Rush	Eavey Kick	10 / 80 / 5:28 (1st, 3:53)
Miami	Davis 6-yard pass from Rush	Eavey kick failed	11 / 78 / 5:59 (1st, 2:10)
Miami	Spalding 2-yard run	Eavey Kick	10 / 69 / 4:31 (3rd, 6:44)
Miami	Spalding 51-yard run	Eavey Kick	3 / 70 / 1:10 (3rd, 3:08)
Miami	Davis 9-yard pass from Rush	Eavey Kick	7 / 70 / 3:28 (4th, 10:03)
Western Michigan	Butler 18-yard pass from Rush	Eavey Kick	8 / 78 / 4:38 (1st, 10:22)
Western Michigan	McCord 6-yard pass from Rush	Eavey Kick	10 / 58 / 5:36 (1st, 2:54)
Western Michigan	Eavey 43-yard field goal		6 / 27 / 2:39 (2nd, 4:32)
Western Michigan	Eavey 37-yard field goal		7 / 28 / 2:45 (4th, 9:57)

SCORING DRIVE SUPERLATIVES

Longest

By number of plays: 16 (98 yards, 9:29, TD at Buffalo)

By number of yards: 98 yards (16 plays, 9:29, TD at Buffalo)

By time of possession: 9:29 (16 plays, 98 yards, TD at Buffalo)

Shortest

By number of plays: 2 (20 yards, 0:52, TD vs. Chattanooga)

By number of yards: 20 (2 plays, 0:52, TD vs. Chattanooga)

By time of possession: :52 (2 plays, 20 yards, TD vs. Chattanooga)

No.	Name	Pos.	Ht.	Wt.	Yr./El.	Hometown/Last School
2	Zach Oakley	QB	6-1	200	Fr./Fr.	Osceola, Ind./Penn
2	Blake Serpa	DE	6-3	255	Sr./Jr.	Sugar Grove, Ill./Kaneland
3	Mark Chapman	WR	6-0	185	So./Fr.	Port Huron, Mich./Port Huron
4	Brandon Greer	DB	6-1	203	Jr./Jr.	Dolton, Ill./Mount Carmel
5	Kavon Frazier	DB	6-0	213	Jr./Jr.	Grand Rapids, Mich./Grand Rapids Christian
6	Saylor Lavallii	RB	5-9	213	Jr./Jr.	Mason, Mich./Mason
7	Amari Coleman	DB	5-10	180	Fr./Fr.	Flint, Mich./New Lothrop
7	Cody Kater	QB	6-3	220	Sr./Sr.	Montague, Mich./Grand Rapids CC
8	Winslow Chapman	DB	6-0	200	Jr./So.	Port Huron, Mich./Port Huron
9	Cooper Mojsiejenko	P	6-4	215	Fr./Fr.	Bridgman, Mich./Bridgman
10	Kevin King	DB	5-10	194	Sr./Sr.	Dearborn, Mich./Edsel Ford
10	Cooper Rush	QB	6-3	220	Jr./So.	Charlotte, Mich./Lansing Catholic
11	Trevor Apsey	DB	6-0	205	Fr./Fr.	Maple City, Mich./Glen Lake
11	Maurice Shoemaker-Gilmore	RB	5-11	208	Jr./So.	Kankakee, Ill./Bishop McNamara
12	David Basirico	DB	6-1	185	Fr./Fr.	Macomb, Mich./Macomb Dakota
12	Eric Cooper	WR	5-11	185	So./Fr.	Flint, Mich./Beecher
13	Ryan Lamb	QB	6-4	220	So./So.	Cardiff, Calif./Palomar College
14	Jason Wilson	DB	6-0	185	Sr./Sr.	Farmington Hills, Mich./Farmington
15	Deon Butler	TE	6-3	242	Sr./Sr.	Detroit, Mich./Inkster
16	Stefon Armstead	DB	5-10	175	Sr./Jr.	Southfield, Mich./Southfield Lathrup
17	Ron Coluzzi	K	5-11	185	Jr./So.	Naperville, Ill./Naperville North
17	Marcus Samuels	WR	5-9	169	Fr./Fr.	Riverview, Mich./Riverview
18	Tony Annese	DB	6-1	205	Jr./So.	Hartland, Mich./Rochester Adams
19	Tyree Waller	DB	6-1	220	So./Fr.	Ypsilanti, Mich./Lincoln
19	Jay Roberson	WR	6-2	195	So./Fr.	Belleville, Mich./Belleville
20	Denzel Wimberly	DB	5-10	201	Sr./Jr.	Pompano Beach, Fla./Cardinal Gibbons
21	Derrick Nash	DB	5-10	195	Fr./Fr.	Saginaw, Mich./Carrollton
22	Gary Jones	RB	6-2	214	So./Fr.	Allegan, Mich./Allegan
23	Anthony Scarcelli	WR	6-0	190	Jr./So.	Marine City, Mich./Marine City
24	Jordan Fields	DB	5-11	190	Jr./So.	Grand Blanc, Mich./Grand Blanc
25	Devon Spalding	RB	5-11	200	Fr./Fr.	Westland, Mich./John Glenn
26	Trent Grimes	RB	6-0	205	Fr./Fr.	Fenton, Mich./Powers Catholic
27	Martez Walker	RB	5-8	198	Jr./So.	Orland Park, Ill./Brother Rice
28	Dennis Nalor	DB	6-0	185	Sr./Sr.	Miami, Fla./Miami Central
29	Jarret Chapman	DB	6-0	200	Sr./Sr.	Port Huron, Mich./Port Huron
30	Mitch Stanitzek	DE	6-4	240	Fr./Fr.	Grand Rapids, Mich./West Catholic
31	Malik Fountain	LB	6-2	228	Fr./Fr.	Chicago, Ill./Rich Central
32	Jeff Perry	LB	6-2	227	So./Fr.	Morris, Ill./Morris
33	Mike Kinville	TE	6-3	255	Sr./Sr.	Northville, Mich./Detroit Catholic Central
34	Colton Odykirk	DB	6-2	200	Jr./Jr.	Mount Pleasant, Mich./Mount Pleasant
34	Thomas Rawls	RB	5-10	217	Sr./Sr.	Flint, Mich./Flint Northern
35	Trevor Thomas	FB	5-11	235	So./Fr.	Davison, Mich./Davison
36	Josh Cox	DB	5-11	195	So./Fr.	Warren, Mich./De La Salle Collegiate
37	Christian Conley	FB	6-2	249	Sr./Jr.	Troy, Mich./Athens
37	Otis Kearney	DB	6-0	200	Fr./Fr.	Toms River, N.J./Toms River South
38	Cameron Davis	DB	6-1	200	Jr./Jr.	Grand Blanc, Mich./Grand Blanc
39	Jadon Cook	LB	5-10	212	Sr./Jr.	Harper Woods, Mich./Grosse Pointe North
40	Joe Bacci	FB	6-1	243	Jr./So.	Romeo, Mich./Romeo
41	Neil McCully	DB	6-0	185	Fr./Fr.	Belding, Mich./Belding
42	Nathan Ricketts	LB	6-3	232	Jr./So.	Holland, Mich./Holland
43	Tim Hamilton	LB	6-1	233	Sr./Jr.	Bloomfield Hills, Mich./Brother Rice
44	Alex Fine	DB	6-0	184	Sr./Sr.	Lake Orion, Mich./Lake Orion
44	Anthony Garland	RB	6-1	230	Sr./Sr.	Ferndale, Mich./Ferndale
45	Joe Ostman	DE	6-3	250	So./So.	St. Ignace, Mich./LaSalle
46	Nate Brisson-Fast	DE	6-5	245	Fr./Fr.	Ferndale, Mich./Ferndale
46	Justin Cherocci	LB	6-0	231	Sr./Sr.	Rochester Hills, Mich./Brother Rice
47	Doug Van Elslander	FB	6-0	233	Sr./Sr.	Warren, Mich./De La Salle Collegiate
47	Clay Walderzak	TE	6-4	240	Fr./Fr.	Standish, Mich./Standish-Sterling Central
48	Tyler Conklin	TE	6-4	205	So./Fr.	Chesterfield, Mich./Northwood
49	Luke Idoni	DE	6-1	205	Fr./Fr.	Fenton, Mich./Fenton HS
51	Cody Lopez	LB	6-1	228	Sr./Sr.	Plainfield, Ill./Plainfield North
52	Jabari Dean	DT	6-2	295	Jr./So.	Detroit, Mich./Renaissance
54	Nick Beamish	OL	6-3	310	Sr./Jr.	Riverview, Mich./Riverview Community
55	Michael Steinhauer	DT	6-3	290	So./Fr.	Chelsea, Mich./Chelsea

No.	Name	Pos.	Ht.	Wt.	Yr./El.	Hometown/Last School
56	Louis Palmer	DE	6-2	265	Sr./Jr.	Detroit, Mich./Cass Tech
58	Leterrius Walton	DT	6-5	300	Sr./Sr.	Clinton Township, Mich./Clintondale
59	Joe Austin	OL	6-6	240	So./Fr.	Bridgeport, Mich./Bridgeport
60	Kevin Henry	OL	6-4	306	Sr./Sr.	Morris, Ill./Morris
61	Nick Adams	LS	5-10	230	Sr./Sr.	Crystal Lake, Ill./Crystal Lake
63	Connor Collins	OL	6-3	300	Jr./So.	Millington, Mich./Millington
64	Alex Neering	DE	6-6	240	Fr./Fr.	Essexville, Mich./Garber
65	Alex Coty	OL	6-4	305	So./Fr.	South Bend, Ind./Clay
66	Andy Phillips	OL	6-3	306	Sr./Sr.	Lansing, Mich./Waverly
67	J.P. Quinn	OL	6-4	300	So./Fr.	Naperville, Ill./Neuqua Valley
68	Dylan Anderson	OL	6-3	302	Jr./So.	West Bloomfield, Mich./Brother Rice
70	Shakir Carr	OL	6-4	310	Fr./Fr.	South Bend, Ind./Clay
72	Joe Komel	OL	6-4	290	Fr./Fr.	Elburn, Ill./Kaneland
73	Brandon Keen	OL	6-6	290	Fr./Fr.	Waterford, Mich./Our Lady of the Lakes
74	Derek Edwards	OL	6-5	305	So./Fr.	Novi, Mich./Detroit Catholic Central
75	Kenny Rogers	OL	6-6	310	Sr./Jr.	Dimondale, Mich./Holt
76	Jack Ford	OL	6-7	301	So./Fr.	Cadillac, Mich./Cadillac
77	Ramadan Ahmeti	OL	6-7	300	Sr./Jr.	Lansing, Mich./Waverly
79	Austin Doan	OL	6-4	305	So./Fr.	Romeo, Mich./Romeo
80	Anthony Rice	WR	6-0	184	Jr./So.	Mishawaka, Ind./Marian
81	Jonathan Carson	TE	6-3	250	Fr./Fr.	Milwaukee, Wis./Messmer Catholic
82	Corey Willis	WR	5-10	175	So./Fr.	Holland, Mich./Holland
84	Titus Davis	WR	6-2	190	Sr./Sr.	Wheaton, Ill./Wheaton-Warrenville South
85	Courtney Williams	WR	6-1	212	Sr./Sr.	Melvindale, Mich./Melvindale
86	Zach Crouch	TE	6-5	245	So./Fr.	Lowell, Mich./Grand Rapids Christian
87	Connor Howard	WR	5-11	190	Jr./Jr.	Carmel, Ind./Guerin Catholic
87	Matt Mills	P	6-3	200	Jr./Jr.	Mount Pleasant, Mich./ Sacred Heart
88	Jesse Kroll	WR	6-3	214	Sr./Jr.	Algoma, Wis./Algoma
89	Ben McCord	TE	6-4	248	Sr./Jr.	Warren, Mich./Cousino
90	Chris Kantzavelos	DE	6-3	274	So./Fr.	Bartlett, Ill./Bartlett
92	Mike Zenk	LS	6-3	250	Sr./Jr.	Toledo, Ohio/Central Catholic
93	Donny Kyre	DE	6-2	255	So./Fr.	Olivet, Mich./Olivet
94	Lance Sanders	DT	6-3	275	Jr./So.	Chicago, Ill./Leo
95	Shafer Johnson	DT	6-1	320	Sr./Jr.	Southfield, Mich./Southfield Christian
96	Brian Eavey	K	6-2	196	Jr./So.	Grand Ledge, Mich./Grand Ledge
97	Kevin D'Arcy	DT	6-4	300	Jr./So.	Livonia, Mich./Stevenson
98	Kelby Latta	DT	6-4	312	Jr./So.	Battle Creek, Mich./Harper Creek
99	Jimmy McCarthy	DT	6-5	285	Fr./Fr.	Fishers, Ind./Hamilton Southeastern

PRONUNCIATION GUIDE

Ramadan AhmetiRAH-muh-don

.....Ah-MET-ee

Tony **Annese**Uh-NIECE

Joe **Bacci**BAH-chee

David **Basirico**BAS-a-rico

Shakir CarrShuh-KEER

Justin **Cherocci**Shur-OH-kee

Ron **Coluzzi**Cuh-LOU-zee

Jadon CookJa-DON

Alex **Coty**CO-ti

Kevin **D'Arcy**DAR-cee

Jabari DeanJuh-BAR-ee

Brian **Eavey**E-vee

Kavon FrazierKAY-von

Chris **Kantzavelos**KANT-uh-vell-os

Saylor **Lavallii**Luh-VALL-ee

Cooper **Mojsiejenko**Mos-sie-enko

Dennis **Nalor**NAY-lor

Colton **Odykirk**ODE-ih-kirk

Joe **Ostman**OHST-min

Blake **Serpa**SIR-pa

Mitch **Stanitzek**Stan-i-zack

Leterrius WaltonLa-TERR-ee-us

INDIVIDUAL OFFENSIVE CAREER HIGHS

3 MARK CHAPMAN WR

Receptions: 1 (Ohio, 2014)
Receiving Yards: 12 (Ohio, 2014)
Long: 12 (Ohio, 2014)
Rushing Yards: 4 (Northern Illinois, 2014)
Long: 4 (Northern Illinois, 2014)

6 SAYLOR LAVALLII RB

Rushing Attempts: 26 (Ohio, 2013)
Rushing Yards: 184 (Ohio, 2013)
Long: 42 (New Hampshire, 2013)
Rushing Touchdowns: 2 (three times, Buffalo, 2014)
Receptions: 3 (Ohio, 2013)
Receiving Yards: 29 (Chattanooga, 2014)
Long: 23 (Chattanooga, 2014)
Touchdown Receptions: 1 (Ohio, 2013)

7 CODY KATER QB

Passing Attempts: 6 (Michigan, 2013)
Completions: 2 (Michigan, 2013)
Passing Yards: 13 (Michigan, 2013)
Long: 17 (Michigan, 2013)
Rushing Attempts: 2 (Michigan, 2013)
Rushing Yards: -1 (Michigan, 2013)
Long: 1 (Michigan, 2013)
Total Offense: 12 (Michigan, 2013)

10 COOPER RUSH QB

Passing Attempts: 46 (UNLV, 2013)
Completions: 24 (two times, Western Michigan 2014)
Passing Yards: 326 (New Hampshire, 2013)
Long: 97 (New Hampshire, 2013)
Touchdowns: 3 (four times, Miami, 2014)
Interceptions: 3 (three times, Western Michigan, 2013)
Rushing Attempts: 8 (Ohio, 2013)
Rushing Yards: 21 (Ball State, 2013)
Long: 26 (Ball State, 2013)
Rushing Touchdowns: 1 (Ball State, 2013)
Total Offense: 327 (New Hampshire, 2013)

11 MAURICE SHOEMAKER-GILMORE RB

Rushing Attempts: 10 (Miami, 2013)
Rushing Yards: 68 (Ball State, 2013)
Long: 38 (North Carolina State, 2013)
Rushing Touchdowns: 1 (two times, Miami, 2013)
Receptions: 2 (two times, Syracuse, 2014)
Receiving Yards: 25 (Northern Illinois, 2013)
Long: 18 (Northern Illinois, 2013)

15 DEON BUTLER TE

Receptions: 7 (Western Michigan 2014)
Receiving Yards: 95 (Eastern Michigan, 2014)
Touchdown Receptions: 1 (two times, Western Michigan 2014)

25 DEVON SPALDING RB

Rushing Attempts: 22 (Miami, 2014)
Rushing Yards: 154 (Eastern Michigan, 2014)
Long: 51 (Miami, 2014)
Rushing Touchdowns: 2 (two times, Miami, 2014)

27 MARTEZ WALKER RB

Rushing Attempts: 16 (Buffalo, 2014)
Rushing Yards: 57 (Buffalo, 2014)
Long: 18 (Kansas, 2014)
Rushing Touchdowns: 1 (Kansas, 2014)
Receptions: 1 (four times, Buffalo, 2014)
Receiving Yards: 8 (Michigan, 2013)

33 MIKE KINVILLE TE

Receptions: 2 (two times, Northern Illinois, 2014)
Receiving Yards: 32 (Eastern Michigan, 2013)
Long: 20 (Eastern Michigan, 2013)
Touchdown Receptions: 1 (Western Michigan, 2013)

34 THOMAS RAWLS RB

Rushing Attempts: 40 (two times, Northern Illinois, 2014)
Rushing Yards: 270 (Northern Illinois, 2014)
Long: 46 (Northern Illinois, 2014)
Rushing Touchdowns: 2 (three times, Northern Illinois, 2014)
Receptions: 3 (Purdue, 2014)
Receiving Yards: 50 (Purdue, 2014)
Long: 40 (Purdue, 2014)

44 ANTHONY GARLAND RB

Rushing Attempts: 19 (Akron, 2011)
Rushing Yards: 141 (Akron, 2011)
Long: 58 (Akron, 2011)
Rushing Touchdowns: 1 (two times, Southeast Missouri State, 2012)

80 ANTHONY RICE WR

Receptions: 5 (Toledo, 2014)
Receiving Yards: 66 (Purdue, 2014)
Long: 65 (Purdue, 2014)
Touchdown Receptions: 1 (Purdue, 2014)

82 COREY WILLIS WR

Receptions: 5 (Kansas, 2014)
Receiving Yards: 60 (Kansas, 2014)
Long: 16 (Kansas, 2014)
Rushing Attempts: 1 (Kansas, 2014)
Rushing Yards: -1 (Kansas, 2014)

84 TITUS DAVIS WR

Receptions: 10 (four times, Ball State, 2014)
Receiving Yards: 208 (Western Michigan, 2012)
Long: 97 (New Hampshire, 2013)
Touchdown Receptions: 3 (Miami, 2014)
Rushing Attempts: 2 (two times, UMass, 2013)
Rushing Yards: 25 (UNLV, 2013)

85 COURTNEY WILLIAMS WR

Receptions: 7 (Toledo, 2012)
Receiving Yards: 133 (Ohio, 2011)
Long: 79 (Northern Illinois, 2011)
Touchdown Receptions: 2 (Toledo, 2012)
Rushing Attempts: 1 (Southeast Missouri State, 2012)
Rushing Yards: 7 (Southeast Missouri State, 2012)

88 JESSE KROLL WR

Receptions: 7 (Toledo, 2014)
Receiving Yards: 97 (Northern Illinois, 2014)
Long: 39 (Northern Illinois, 2014)
Touchdown Receptions: 2 (Toledo, 2014)

89 BEN McCORD TE

Receptions: 4 (Ball State, 2012)
Receiving Yards: 47 (Ball State, 2012)
Long: 30 (twice, Buffalo, 2014)
Touchdown Receptions: 1 (four times, Western Michigan, 2014)

When a career high is tied, the most recent occurrence is noted.

START CHART

OFFENSE

	WR	LT	LG	C	RG	RT	TE	TE/FB/WR	QB	RB	WR/TE
UTC	T. Davis	Ahmeti	Phillips	Beamish	Rogers	Henry	Kinville	Butler	Rush	Lavallii	Williams
Purdue	Kroll	Ahmeti	Phillips	Beamish	Rogers	Henry	Butler	Rice	Rush	Lavallii	Williams
Syracuse	Kroll	Ahmeti	Phillips	Beamish	Rogers	Henry	Butler	Kinville	Rush	Lavallii	Williams
Kansas	Kroll	Ahmeti	Phillips	Beamish	Rogers	Henry	Kinville	Willis	Rush	Garland	Williams
Toledo	T. Davis	Ahmeti	Phillips	Beamish	Rogers	Henry	Butler	Garland	Rush	Rawls	Kroll
Ohio	T. Davis	Ahmeti	Phillips	Beamish	Rogers	Henry	Butler	Kinville	Rush	Rawls	Kroll
NIU	T. Davis	Ahmeti	Phillips	Beamish	Rogers	Henry	Butler	Kinville	Rush	Rawls	Kroll
BSU	T. Davis	Ahmeti	Phillips	Beamish	Rogers	Henry	Butler	Bacci	Rush	Rawls	Kroll
Buffalo	T. Davis	Ahmeti	Phillips	Beamish	Rogers	Henry	Kinville	Rice	Rush	Rawls	Kroll
EMU	T. Davis	Ahmeti	Phillips	Beamish	Rogers	Henry	Kinville	Bacci	Rush	Lavallii	Butler
Miami	T. Davis	Ahmeti	Phillips	Beamish	Rogers	Henry	Kinville	Bacci	Rush	Lavallii	Kroll
WMU	T. Davis	Ahmeti	Phillips	Beamish	Rogers	Henry	Kinville	Bacci	Rush	Rawls	Williams

DEFENSE

	DE	NT	DT	DE	LB	LB	ST	BC	CS	DS	FC
UTC	Ostman	Walton	Dean	Serpa	Cherocci	Lopez	King	Wilson	Annese	Chapman	Greer
Purdue	Ostman	Walton	Dean	Serpa	Cherocci	Lopez	King	Wilson	Annese	Chapman	Greer
Syracuse	Ostman	Walton	Dean	Serpa	Cherocci	Hamilton	King	Wilson	Annese	Frazier	Greer
Kansas	Ostman	Walton	Dean	Serpa	Cherocci	Hamilton	King	Wilson	Annese	Chapman	Greer
Toledo	Ostman	Walton	Dean	Serpa	Cherocci	Hamilton	King	Wilson	Annese	Chapman	Greer
Ohio	Ostman	Walton	Dean	Serpa	Cherocci	Lopez	King	Nalor	Annese	Chapman	Greer
NIU	Ostman	Walton	Dean	Serpa	Cherocci	Lopez	King	Wilson	Annese	Chapman	Greer
BSU	Ostman	Walton	Dean	Serpa	Cherocci	Lopez	King	Nalor	Annese	Chapman	Greer
Buffalo	Ostman	Walton	Dean	Serpa	Cherocci	Lopez	King	Wilson	Annese	Chapman	Greer
EMU	Ostman	Walton	Dean	Serpa	Cherocci	Lopez	King	Wilson	Annese	Chapman	Greer
Miami	Ostman	Walton	Dean	Serpa	Cherocci	Hamilton	King	Wilson	Annese	Frazier	Greer
WMU	Ostman	Walton	Dean	Serpa	Cherocci	Lopez	King	Wilson	Annese	Chapman	Greer

NAME..... CAREER STARTS (CONSECUTIVE)

Andy Phillips.....	42 (42)
Titus Davis.....	39 (8)
Nick Beamish.....	37 (37)
Justin Cherocci.....	36 (32)
Jason Wilson.....	32 (4)
Leterrius Walton.....	32 (29)
Jarret Chapman.....	29 (8)
Courtney Williams.....	25 (1)
Kevin Henry.....	29 (24)
Brandon Greer.....	24 (24)
Jabari Dean.....	22 (12)
Ramadan Ahmeti.....	22 (22)
Cooper Rush.....	22 (22)
Mike Kinville.....	16 (3)
Cody Lopez.....	13 (1)
Kevin King.....	15 (15)
Tony Annese.....	15 (15)
Kavon Frazier.....	14
Deon Butler.....	13

NAME..... CAREER STARTS (CONSECUTIVE)

Saylor Lavallii.....	13
Blake Serpa.....	13 (12)
Joe Ostman.....	12 (12)
Kenny Rogers.....	12 (12)
Louis Palmer.....	11
Connor Collins.....	9
Jesse Kroll.....	9
Thomas Rawls.....	6 (1)
Ben McCord.....	5
Kelby Latta.....	5
Anthony Garland.....	5
Joe Bacci.....	4 (3)
Tim Hamilton.....	4
Anthony Rice.....	2
Dennis Nalor.....	2
Corey Willis.....	1
Cody Kater.....	1



TONY ANNESE

18 Jr./So. • Defensive Back
6-1 • 205
Hartland, Mich./Rochester Adams HS

	[---Tackles---]				TFL-Yds	Sacks	[Fumbles-]		FF	[INT-]		PBU
	G	Solo	Ast	Total			FR-Yds			No-Yards		
2013	12	17	12	29	0.5-1	0.0-0	0-0	0		2-68		1
2014	12	46	19	65	3.0-7	0.0-0	1-0	2		3-0		10
Career	24	63	31	94	3.5-8	0.0-0	1-0	2		5-68		11

2014: Started in all 12 games ... earned Third Team All-MAC honors ... ranked second on the team in total tackles with 65 including 46 solos ... led CMU in broken up passes with ten ... tied for the team lead in interceptions with 3, which ranks sixth in the MAC ... ranks ninth in the conference in passes defended per game (1.08) ... made two interceptions against Chattanooga (8/28) ... named MAC West Division Defensive Player of the Week for his performance against Chattanooga, becoming the first Chippewa player since Jahleel Addae in 2011 to make two interceptions in a game. ... recorded a season-high of nine tackles with eight solo stops versus Syracuse (9/13) ... made eight tackles against Ball State (10/18) ... recovered a fumble at Eastern Michigan (11/1).



JOE BACCI

40 Jr./So. • Fullback
6-1 • 243
Romeo, Mich./Romeo HS

	[---Tackles---]					[Fumbles-]			[INT-]	
	G	Solo	Ast	Total	TFL-Yds	Sacks	FR-Yds	FF	No-Yards	PBU
2013	8	2	5	7	0.0-0	0.0-0	1	1-0	0-0	0
2014	G	Rec		Yds	Avg	TD	Long	Avg/Gm		
	12	12		127	10.6	1	23	10.6		

2014: Played in all 12 games and started in three ... completed the regular season with 127 receiving yards on 12 receptions ... averaged 10.6 yards per reception ... recorded 27 receiving yards on two catches at Northern Illinois (10/11) ... scored a touchdown versus Ball State (10/18) ... had a season-high 33 receiving yards at Eastern Michigan (11/1) ... moved from linebacker to fullback during the offseason.



NICK BEAMISH

54 Sr./Jr. • Offensive Lineman
6-3 • 310
Riverview, Mich./Riverview Community HS

2014: Started all 12 games at center and has started every game of his CMU career (36 games) ... earned First Team All-MAC honors ... named to the Rimington Trophy Fall Watch List ... named to Phil Steele's Preseason All-MAC Second Team.



DEON BUTLER

15 Sr./Sr. • Tight End
6-3 • 242
Detroit, Mich./Inkster HS

	G	Rec	Yds	Avg	TD	Long	Avg/Gm
2011	12	6	49	8.2	0	16	4.1
2012	11	6	84	14.0	1	32	7.6
2013	11	10	94	9.4	0	19	8.5
2014	12	26	355	13.7	1	25	29.6
Career	46	48	582	12.1	2	32	12.7

2014: Appeared in all 12 games and started eight ... tallied 355 receiving yards on 26 receptions (13.7 average) ... assisted on defense with three tackles in a 42-28 loss to Toledo (9/27) ... recorded 34 receiving yards in back-to-back games against Ball State (10/18) and Buffalo (10/25) ... picked up a season-high 95 receiving yards on five catches 38-7 victory over Eastern Michigan (11/1) ... scored a touchdown and a total of 83 yards in a 32-20 loss to Western Michigan (11/22) ... was a co-recipient Bill Boyden Award, CMU's top student-athlete award ... nominated for the 2014 Allstate American Football Coaches Association Good Works Team and the Wuerffel Trophy.



JARRET CHAPMAN

29 Sr./Sr. • Defensive Back
6-0 • 200
Port Huron, Mich./Port Huron HS

	[---Tackles---]				TFL-Yds	Sacks	[-Fumbles-]		FF	[-INT-]		PBU
	G	Solo	Ast	Total			FR-Yds			No-Yards		
2011	9	5	6	11	0.0-0	0-0	0	0-0		0-0	0	
2012	11	26	25	51	0.0-0	0-0	0	0-0		0-0	6	
2013	12	25	29	54	1.5-4	0-0	0	0-0		0-0	0	
2014	12	11	19	30	0.0-0	0-0	0	0-0		0-0	0	
Career	32	67	79	146	1.5-4	0-0	0	0-0		0-0	6	

2014: Appeared in all 12 games, making nine starts ... finished the season with 30 tackles, including 11 solos ... made four or more stops in four games this season ... made a season high eight tackles in a 42-28 loss to Toledo (9/27) ... made four stops in three game this season ... voted a team captain.



JUSTIN CHEROCCI

46 Sr./Sr. • Linebacker
6-0 • 231
Rochester Hills, Mich./Brother Rice HS

	[---Tackles---]				TFL-Yds	Sacks	[Fumbles-]		FF	[INT-]		PBU
	G	Solo	Ast	Total			FR-Yds			No-Yards		
2011	10	13	16	29	1.0-2	0-0	0	0-0		0-0		1
2012	13	43	89	132	2.5-6	0-0	0	0-0		0-0		2
2013	12	47	74	121	9.5-35	4.0-28	2	1-0		1-1		0
2014	12	55	52	107	7.0-42	4.0-32	2	0-0		0-0		0
Career	32	67	79	146	1.5-4	0-0	0	0-0		0-0		6

2014: Started all 12 games ... earned First Team All-MAC honors ... leads the team in tackles with 107, including 55 solos ... made seven tackles for loss for 42 yards, four sacks and forced two fumbles ... had five games with double-digit tackles ... has been CMU's leading tackler eight out of 12 games this season ... named MAC West Division Defensive Player of the Week after recording a career-high

18 tackles (12 solo) at Kansas ... tallied a team-high 11 tackles versus Chattanooga ... recorded eight solo tackles at Purdue ... had a team-high 11 tackles against Syracuse ... recorded a team-high 10 tackles against Northern Illinois ... had a team-high nine tackles at Buffalo ... tallied a team-high nine tackles including two sacks and forced a fumble against Miami (11/15) ... ranks fifth in the MAC in total tackles with 107 and tackles per game (8.9) ... sits 44th nationally in stops per contest ... has 389 career tackles and moved into eighth on CMU's top 10 list with 10 stops against NIU ... named to the Rotary Lombardi Award Watch List.



RON COLUZZI

17

Jr./So. • Kicker
5-11 • 185
Naperville, Ill./Naperville HS

Kicking	PAT	FGM-FGA	Pct.	01-19	20-29	30-39	40-49	50+	Lg	Blk
2013	33-35	12-17	70.5	2-2	4-5	5-7	2-2	0-0	40	0
2014	2-3	0-2	00.0	0-0	0-1	0-0	0-1	0-0	-	0
Career	35-38	12-19	63.1	2-2	4-6	5-7	2-3	0-0	40	0

Punting	No.	Yds	Avg	Lg	Tb	Fc	I20	50+	Blk
2014	48	1877	39.1	57	5	12	18	8	0

2014: Stepped onto the field for all 12 games ... leads the Chippewas in punting with 1,877 yards with 48 attempts (39.1 average) and in kickoffs with 3,261 yards in 54 attempts (60.4 average) ... went two-for-three on PATs ... kicked over 300 yards in six games ... punted for 319 yards in a 24-10 loss to Kansas (9/20) ... named the Mid-American Conference West Division Special Teams Player of the Week twice this season ... against Toledo, averaged 52.7 yards on three punts including a 55-yarder in the second quarter and two punts landed inside the 20-yard line ... on a windy day at Buffalo, averaged 47.2 yards per kick including a 54-yard boot into the wind ... dropped one punt inside the 20 versus UB and averaged 42.2 net yards per punt ... marked a season long punt of 57 yards in a 34-17 upset over Northern Illinois (10/11).



TITUS DAVIS

84

Sr./Sr. • Wide Receiver
6-2 • 190
Wheaton, Ill./Wheaton-Warrenville South HS

	G	Rec	Yds	Avg	TD	Long	Avg/Gm
2011	12	40	751	18.8	8	67	62.6
2012	12	43	860	20.0	8	92	71.7
2013	11	61	1,109	18.2	8	97	100.8
2014	9	54	843	15.6	9	53	93.7
Career	44	198	3,563	18.0	33	97	81.0

2014: Appeared and started in nine games ... earned CMU's Herb Deromedi Most Valuable Player Award ... earned First Team All-MAC honors ... is the first player in NCAA FBS history with eight or more receiving touchdowns in four seasons ... captured CMU's career receiving touchdown record against Buffalo with a TD in the fourth quarter and currently has 33 ... currently has 3,563 career receiving yards, ranking second in program history ... ranks fourth on the program's career receptions list with 198 catches ... leads CMU in receiving yards with 843 on 54 receptions (15.6 average) with nine touchdowns ... averaging 93.7 yards per game ... returned punt a season-long 67 yards against Chattanooga (8/28) ... tallied 128

receiving yards against Toledo (9/27) ... scored two touchdowns with 181 yards versus Ohio (10/4), earning MAC West Division Offensive Player of the Week honors ... Scored a pair of touchdowns and caught 10 passes for 128 yards against Ball State (10/18) ... hauled in six catches for 100 yards with a touchdown at Buffalo (10/25) ... marked a career high of three touchdowns with 102 receiving yards versus Miami (11/15), tying CMU's single-game touchdown reception record ... named to the Biletnikoff Award Preseason Watch List ... named to Phil Steele's All-Mid-American Conference Mid-Season First Team.



JABARI DEAN

52

Jr./So. • Defensive Tackle
6-2 • 295
Detroit, Mich./Renaissance HS

	[---Tackles---]					[Fumbles-]			[INT-]	
	G	Solo	Ast	Total	TFL-Yds	Sacks	FR-Yds	FF	No-Yards	PBU
2012	12	6	22	28	1.5-9	1.0-7	1	0-0	0-0	0
2013	2	2	1	3	0.0-0	0.0-0	0	0-0	0-0	0
2014	12	14	16	30	6.0-21	1.5-11	1	0-0	0-0	0
Career	26	20	40	62	7.5-30	2.5-18	2	0-0	0-0	0

2014: Started in all 12 games ... finished the season with 30 tackles, including 14 solos ... made six tackles for loss (21 yards) with 1.5 sacks ... blocked a team-high two kicks ... recorded a season-high five tackles in a 20-16 over Chattanooga (8/28) ... made five stops (four solos) in a 40-3 loss to Syracuse (9/13) ... tallied another five tackles in a 32-20 loss to Mid-American Conference rival Western Michigan (11/22).



BRIAN EAVEY

96

Jr./So. • Kicker
6-2 • 196
Grand Ledge, Mich./Grand Ledge

Kicking	PAT	FGM-FGA	Pct.	01-19	20-29	30-39	40-49	50+	Lg	Blk
2014	34-36	8-9	88.9	0-0	5-5	2-2	1-1	0-1	43	0

2014: Appeared in 11 games ... connected on eight-of-nine field goal attempts (88.9 percent) ... ranked second on the team in point with 58 ... recorded 34-for-36 PATs ... had a career-long 43-yard field goal against Western Michigan (11/22).



KAVON FRAZIER

5

Jr./Jr. • Defensive Back
6-0 • 213
Grand Rapids, Mich./Grand Rapids Christian HS

	[---Tackles---]					[Fumbles-]			[INT-]	
	G	Solo	Ast	Total	TFL-Yds	Sacks	FR-Yds	FF	No-Yards	PBU
2012	13	18	18	36	0.5-1	0-0	1	0-0	1-49	3
2013	12	36	31	67	0.0-0	0-0	1	1-4	3-30	5
2014	12	30	23	53	0-0	0-0	0	1-0	0-0	4
Career	37	84	72	156	0.5-1	0-0	2	2-4	4-79	12

2014: Stepped on the field in all 12 games, while starting in three ... ranked fourth on the team with 53 tackles with 30 solos ... broke up four passes ... made eight stops in three games against Syracuse (9/13), Kansas (9/20) and Northern Illinois (10/11) ... recorded a season high of six solo tackles in a 24-10 victory over Kansas (9/20).



BRANDON GREER

4 Jr./Jr. • Defensive Back
6-1 • 203
Dolton, Ill./ Mount Carmel HS

	----Tackles----				TFL-Yds	Sacks	-Fumbles-		-INT-		PBU
	G	Solo	Ast	Total			FR-Yds	FF	No-Yards		
2012	13	8	4	12	0.5-4	0.5-4	0	1-0	0-0	0	
2013	12	31	18	49	0-0	0-0	1	0-0	2-34	5	
2014	12	34	10	44	1.0-7	0-0	1	1-0	3-57	4	
Career	37	73	32	105	1.5-11	0.5-4	2	2-0	5-81	9	

2014: Started all 12 games ... finished the season with 44 tackles, including 34 solos ... tied for the team lead with three interceptions, which ranks sixth in the MAC ... has four pass breakups ... returned an interception 57 yards for a touchdown and forced a fumble against Purdue (9/6) ... tallied a season-high eight stops at Northern Illinois.



TIM HAMILTON

43 Sr./Jr. • Linebacker
6-1 • 233
Bloomfield Hills, Mich./ Brother Rice HS

	----Tackles----					-Fumbles-		-INT-		
	G	Solo	Ast	Total	TFL-Yds	Sacks	FR-Yds	FF	No-Yards	PBU
2012	9	1	5	6	0-0	0-0	0	0-0	0-0	0
2013	10	1	5	6	1.5-3	0-0	0	0-0	0-0	0
2014	12	17	17	34	3.0-13	1.5-11	0	0-0	0-0	0
Career	31	19	27	46	4.5-16	1.5-11	0	0-0	0-0	0

2014: Saw action in all 12 games, making four starts ... recorded 34 tackles, including 17 solos, three QB hurries and 1.5 sacks for 11 yards ... contributed three tackles-for-a-loss for 13 yards ... made five stops against Purdue (9/6) ... recorded a season-high six tackles versus Syracuse (9/13).



SHAFER JOHNSON

95 Sr./Jr. • Defensive Tackle
6-1 • 320
Southfield, Mich./Southfield Christian HS

	----Tackles----					-Fumbles-			-INT-		
	G	Solo	Ast	Total	TFL-Yds	Sacks	FR-Yds	FF	No-Yards	PBU	
2012	10	2	10	12	0-0	0-0	0	0-0	0-0	0	
2013	12	11	7	18	0-0	0-0	0	0-0	0-0	0	
2014	12	6	2	8	0.5-1	0-0	0	0-0	0-0	0	
Career	34	19	19	36	0.5-1	0-0	0	0-0	0-0	0	

2014: Appeared in all 12 games ... recorded eight tackles, including six solos ... tallied a season-high two solo tackles versus Western Michigan (11/22).



KEVIN KING

10 Sr./Sr. • Defensive Back
5-10 • 194
Dearborn, Mich./Edsel Ford HS

	----Tackles----				TFL-Yds	Sacks	-Fumbles-		-INT-		PBU
	G	Solo	Ast	Total			FR-Yds	FF	No-Yards		
2011	12	2	4	6	0.0-0	0-0	0	0-0	0-0	0	
2012	11	7	7	14	0.0-0	0-0	0	0-0	0-0	0	
2013	10	16	17	33	4.0-19	2.0-16	1	0-0	0-0	0	
2014	12	27	13	40	1.5-4	0-0	1	0-0	2-0	0	
Career	45	52	41	93	5.5-23	2.0-16	2	0-0	2-0	0	

2014: Started in all 12 games ... made 40 total tackles, including 27 solos ... had two interceptions and 1.5 tackles for a loss of four yards ... recorded seven tackles (six solos) versus Syracuse (9/13) ... made a season-high nine stops against Toledo (9/27) ... tallied interceptions against Chattanooga and Eastern Michigan.




MIKE KINVILLE

33 Sr./Sr. • Tight End
6-3 • 255
Northville, Mich./Detroit Catholic Central HS

	G	Rec	Yds	Avg	TD	Long	Avg/Gm
2012	13	4	31	7.8	0	11	2.4
2013	12	3	35	11.7	1	20	2.9
2014	12	6	43	7.2	0	11	3.6
Career	49	13	109	8.4	1	20	2.2

2014: Appeared in all 12 games and started in nine ... finished the season with 43 receiving yards on six receptions ... averaged 7.2 yards per reception ... contributed 11 receiving yards against Syracuse (9/13) ... recorded a season high of 15 receiving yards at Northern Illinois (10/11) ... team captain.



JESSE KROLL

88 Sr./Jr. • Wide Receiver
6-3 • 214
Algoma, Wis./Algoma HS

	G	Rec	Yds	Avg	TD	Long	Avg/Gm
2012	10	2	23	11.5	0	15	2.3
2013	3	5	85	17.0	0	27	32.0
2014	12	32	473	14.8	4	39	39.4
Career	25	39	581	14.9	4	39	23.2

2014: Played in all 12 games and started nine ... ranked second on the team in receiving yards (473), receptions (32) and touchdown receptions (4) ... averaged 14.8 yards per reception ... has made a first down or scored a touchdown on 27 of 32 receptions ... tallied 65 yards on three catches with a touchdown in a 20-16 victory over Chattanooga (8/28) ... gained a team-high 86 receiving yards versus Syracuse (9/13) ... scored two touchdowns and racked up 83 receiving yards at Toledo (9/27) ... had a season-high 97 yards with a touchdown in a victory at Northern Illinois (10/11) ... named to the CoSIDA Academic All-District team.




SAYLOR LAVALLII

6 Jr./Jr. • Running Back
5-9 • 213
Mason, Mich./Mason HS

	G	Att	Gain	Loss	Net	Avg	TD	Long	Avg/Gm
2012	13	57	279	16	263	4.6	2	26	20.2
2013	12	182	845	38	807	4.4	5	42	67.2
2014	12	80	313	23	290	3.6	4	41	24.2
Career	37	319	1437	77	1360	4.3	11	42	36.8

2014: Appeared in 12 games and started five ... ranked third on the team with 290 rushing yards with an average of 3.6 yards per carry ... finished the season with four touchdowns ... recorded a season-high 29 receiving yards against Chattanooga (8/28) ... rushed for 80 yards with two touchdowns at Buffalo (10/25) ... had 105 rushing yards with two touchdowns at Eastern Michigan (11/1).



CODY LOPEZ

51 Sr./Sr. • Linebacker
6-1 • 228
Plainfield, Ill./Plainfield North HS

	[---Tackles---]					[Fumbles-]		[INT-]		
	G	Solo	Asst	Total	TFL-Yds	Sacks	FR-Yds	FF	No-Yards	PBU
2011	10	21	37	58	3.0-5	0-0	0-0	0	0-0	0
2012	13	7	28	35	2.0-10	0-0	0-0	0	0-0	2
2013	12	9	9	18	1.0-1	0-0	0-0	1	0-0	0
2014	10	9	12	21	3.0-10	0-0	0-0	0	0-0	0
Career	45	46	86	132	9.0-26	0-0	0-0	1	0-0	2

2014: Appeared in 10 games and started in eight ... finished the season with 21 tackles (nine solos) ... made three tackles-for-a-loss (10 yards) ... made a season-high five stops over Chattanooga (8/28) ... recorded four tackles at Buffalo (10/25).



BEN MCCORD

89 Sr./Jr. • Tight End
6-4 • 248
Warren, Mich./Cousino HS

	G	Rec	Yds	Avg	TD	Long	Avg/Gm
2012	10	9	81	9.0	1	22	8.1
2013	12	7	62	8.9	0	80	5.2
2014	12	10	124	12.4	3	30	10.3
Career	34	26	267	10.3	4	30	7.9

2014: Appeared in all 12 games ... recorded 124 receiving yards this season on 10 receptions, averaging 12.4 per catch ... scored an 11-yard touchdown at Purdue (9/6) ... had 13 receiving yards and a touchdown against Northern Illinois (10/11) ... recorded 27 receiving yards versus Ball State (10/18) ... recorded a season-high 46 receiving yards on two catches in a 20-14 win over Buffalo (10/25) ... scored a touchdown against Western Michigan (11/22).



DENNIS NALOR

28 Sr./Sr. • Defensive Back
6-0 • 185
Miami, Fla./Miami Central HS

	[---Tackles---]					[Fumbles-]		[INT-]		
	G	Solo	Asst	Total	TFL-Yds	Sacks	FR-Yds	FF	No-Yards	PBU
2011	11	11	12	23	1.5-3	0-0	0-0	0	0-0	2
2012	13	4	17	21	0-0	0-0	0-0	0	0-0	0
2013	12	9	5	14	0.5-1	0-0	0-0	1	0-0	1
2014	9	11	2	13	1.5-4	0-0	0-0	0	0-0	6
Career	45	35	22	57	3.5-8	0-0	0-0	0	0-0	9

2014: Appeared in nine games, making two starts ... recorded 13 total tackles, including 11 solos for the season ... broke up six passes ... has two pass breakups at Northern Illinois (10/11) ... made a season-high four tackles and three pass break-ups versus Ball State (10/18).



JOE OSTMAN

45 So./So. • Defensive End
6-3 • 250
St. Ignace, Mich./LaSalle HS

	[---Tackles---]					[Fumbles-]		[INT-]		
	G	Solo	Asst	Total	TFL-Yds	Sacks	FR-Yds	FF	No-Yards	PBU
2013	12	9	11	20	1.5-7	1.0-6	0-0	1	0-0	2
2014	12	31	25	56	10.0-29	3.0-13	1-0	2	0-0	0
Career	24	40	36	76	11.5-36	4.0-19	1-0	3	0-0	2

2014: Started in all 12 games ... earned Third Team All-Mid-American Conference honors ... ranked third on the team with 56 tackles including 31 solos ... totaled 10 tackles-for-a-loss for 29 yards including three sacks ... tallied a career-high two sacks against Purdue (9/6) ... credited with forced fumbles against Toledo (9/27) and Miami (11/15) ... had a career-high six solo tackles at Northern Illinois (10/11) ... tallied a career-high eight tackles versus Ball State (10/18) ... recovered a fumble against Western Michigan (11/22) ... ranks third among MAC defensive linemen in tackles per game (4.7) and 11th in tackles-for-a-loss (10.0).



LOUIS PALMER

56 Sr./Jr. • Defensive End
6-2 • 265
Detroit, Mich./Cass Tech HS

	[---Tackles---]					[Fumbles-]		[INT-]		
	G	Solo	Asst	Total	TFL-Yds	Sacks	FR-Yds	FF	No-Yards	PBU
2012	10	4	7	11	1.0-4	1.0-4	0-0	0	0-0	0
2013	12	14	21	35	6.0-38	2.0-37	1-0	0	0-0	0
2014	12	12	3	15	2.0-5	1.0-3	0-0	1	0-0	2
Career	34	30	31	61	9.0-47	4.0-44	1-0	1	0-0	2

2014: Appeared in all 12 games ... finished the season with 15 tackles, including 12 solos ... made two tackles-for-a-loss for five yards with one sack ... forced a fumble and credited with two pass breakups ... made three solo stops against Eastern Michigan (11/1).



ANDY PHILLIPS

66

Sr./Sr. • Offensive Lineman
6-3 • 306
Lansing, Mich./Waverly HS

2014: Started all 12 games at left guard and has started a team-high 41 straight games ... earned first team All-MAC honors ... senior class award nominee ... named to the Rotary Lombardi Award Watch List ... named to Phil Steele's All-Mid-American Conference Mid-Season Second Team.



THOMAS RAWLS

34

Sr./Sr. • Running Back
5-10 • 217
Flint, Mich./Michigan

	G	Att	Gain	Loss	Net	Avg	TD	Long	Avg/Gm
2014	9	210	1133	30	1103	5.3	10	46	122.6

2014: Appeared in nine games while starting six ... earned Second Team All-MAC honors ... ranks fourth in the conference in all-purpose yards per game (132.9) and rushing yards per game (122.6), fifth in yards rushing (1,103) and sixth rushing touchdowns (10) ... sits 17th in the nation in rushing yards per game and 31st in all-purpose yards per game ... rushed for a career-high 270 yards and two touchdowns on 40 carries in the victory at NIU ... also had a 40-carry, 229-yard performance against Ohio ... just the second CMU player to rush for 200-plus yards in back-to-back games ... named the MAC West Offensive Player of the Week twice after the Purdue and Northern Illinois games ... finished with 155 yards on 31 carries and scored two touchdowns at Purdue, and added 50 yards on three receptions ... had 65 yards on 17 carries and two touchdowns against Toledo ... rushed for 167 yards and a touchdown versus Ball State.



ANTHONY RICE

80

Jr./So. • Wide Receiver
6-0 • 184
Mishawaka, Ind./Marian HS

	G	Rec	Yds	Avg	TD	Long	Avg/Gm
2013	7	8	67	8.4	0	16	9.6
2014	12	27	289	10.7	1	65	24.1
Career	19	35	356	10.2	1	65	18.8

2014: Played all 12 games and started two ... tallied 289 receiving yards on 27 receptions, an average of 10.7 per catch ... averaged 24.1 yards per game ... hauled in two catches for 66 yards and a touchdown at Purdue (9/6) ... tallied 27 yards on two catches at Kansas (9/20) ... recorded 41 yards on five receptions versus Toledo (9/27) ... recorded 42 yards in three receptions against Ball State (10/18) ... caught two balls for 33 yards versus Miami (11/15).



COOPER RUSH

10

Jr./So. • Quarterback
6-3 • 220
Charlotte, Mich./Lansing Catholic HS

	G	Effic	Com-Att-Int	Pct	Yds	TD	Long	Avg/Gm
2013	11	126.22	117-312-15	56.7	2,349	15	97	213.5
2014	12	142.66	215-337-12	63.8	2,664	20	65	222.0
Career	23	134.76	392-649-27	60.4	5,013	35	97	218.0

2014: Started all 12 games ... named to the Division I CoSIDA Academic All-America Second Team ... earned Academic All-District First Team honors ... ranks fourth in the MAC in passing efficiency (142.66) and sixth in yards per game (222.0) ... moved into CMU's single season top 10 in passing touchdowns (eighth, 20) and completions (ninth, 215) and passing yardage (10th, 2,664) ... ranks on CMU's career top 10 list in three categories: fourth in touchdown passes (35), and seventh in passes completed (392) and passing yards (5,013) ... had a season-high 291 yards against Toledo, going 24-of-31 with two touchdowns ... started off strong against NIU, going 10-for-11 for 137 yards in the first quarter before finishing 20-for-31 for 269 yards and two touchdowns ... threw a pair of TDs against Chattanooga, finishing with 173 yards passing ... had a pair of touchdown passes versus Purdue, going 11-of-16 for 172 yards ... was 17-of-27 for 233 yards and two touchdowns against Ohio ... tallied a season-high three touchdowns against Ball State, going 20-for-32 for 254 yards ... went 18-for-23 for 223 yards and one touchdown against Eastern Michigan ... was 16-for-23 for 218 yards and three touchdowns against Miami.



BLAKE SERPA

2

Sr./Jr. • Defensive End
6-3 • 255
Sugar Grove, Ill./Kaneland HS

	[---Tackles---]					[---Fumbles---]			[---INT---]	
	G	Solo	Ast	Total	TFL-Yds	Sacks	FR-Yds	FF	No-Yards	PBU
2012	10	5	3	8	1.0-5	1.0-5	0-0	0	0-0	0
2013	12	16	14	30	7.0-32	3.0-26	0-0	1	0-0	1
2014	12	31	10	41	11.5-48	4.0-33	0-0	1	1-2	3
Career	34	52	27	79	19.5-85	8.0-64	0-0	2	1-2	4

2014: Started all 12 games ... led CMU in tackles-for-a-loss with 11.5, ranking sixth in the MAC ... also shared the team lead in sacks with 4.0 ... recorded 41 total tackles, including 31 solos ... tallied five QB hurries, three pass break ups and a forced fumble ... tallied an interception against Chattanooga (8/28) ... made a season-high six tackles against Ball State (10/18) ... also had six stops versus Western Michigan (11/22) ... had a season-high 2.0 sacks against Ohio (10/4).



DEVON SPALDING

25 Fr./Fr. • Running Back
5-11 • 200
Westland, Mich./John Glenn HS

	G	Att	Gain	Loss	Net	Avg	TD	Long	Avg/Gm
2014	10	65	375	16	359	5.5	4	51	35.9

2014: Appeared in 10 games this season ... ranks second on the team with 359 rushing yards and four touchdowns ... averages 5.5 yards per carry and 35.9 per game ... tallied 54 kick return yards, averaging 10.8 per return ... rushed for 21 yards in his first career game against Purdue (9/6) ... ran for a career-high 154 yards and two touchdown at Eastern Michigan, 38-7 (11/1) ... recorded a career-high 51-yard run against Miami, finishing the game with 147 yards and two touchdowns (11/15).



MARTEZ WALKER

27 Jr./So. • Running Back
5-8 • 198
Orland Park, Ill./Brother Rice HS

	G	Att	Gain	Loss	Net	Avg	TD	Long	Avg/Gm
2013	4	9	13	5	8	0.9	0	4	2.0
2014	10	53	206	9	197	3.7	1	18	19.7
Career	14	62	219	14	205	3.3	1	18	14.6

2014: Appeared in 10 games this season ... finished fourth on the team with 197 total rushing yards, averaging 3.7 per carry ... recorded 56 rushing yards and first touchdown against Kansas (9/20) ... returned a kick for 25 yards versus Ohio (10/4) ... rushed for a season-high 57 yards with 16 attempts at Buffalo (10/25).



LETERRIUS WALTON

58 Sr./Sr. • Defensive Tackle
6-5 • 300
Clinton Township, Mich./Clintondale HS

	[---Tackles---]					[Fumbles-]			[INT-]	
	G	Solo	Asst	Total	TFL-Yds	Sacks	FR-Yds	FF	No-Yards	PBU
2011	4	2	5	7	2.0-5	0.5-3	0-0	0	0-0	0
2012	10	10	22	32	3.5-20	2.5-16	0-0	0	0-0	1
2013	12	15	19	34	9.5-23	1.0-4	1-0	0	0-0	0
2014	12	17	13	30	3.5-20	2.0-11	1-0	1	0-0	2
Career	38	44	59	103	18.5-68	6.0-34	2-0	1	0-0	3

2014: Started all 12 games ... earned First Team All-MAC honors ... recorded a total of 30 tackles including 17 solos and 3.5 for loss (20 yards) ... tallied six quarterback hurries including 2.0 sacks and two pass break ups ... had four tackles, a pass break-up and a quarterback hurry against Chattanooga ... tallied a season-high five tackles including three solo stops at Toledo ... also recorded five stops and two QB hurries versus Ball State ... had a sack and a forced fumble in the game at Buffalo ... had a sack and two tackles at Eastern Michigan.



COURTNEY WILLIAMS

85 Sr./Sr. • Wide Receiver
6-1 • 212
Melvindale, Mich./Melvindale HS

	G	Rec	Yds	Avg	TD	Long	Avg/Gm
2011	6	21	385	18.3	5	79	64.2
2012	12	24	260	10.8	2	25	21.7
2013	12	23	251	10.9	1	24	20.9
2014	12	11	116	10.5	1	26	9.7
Career	42	79	1012	12.8	9	79	24.1

2014: Started in five games while playing in all 12 ... finished the season with 116 receiving yards on 11 attempts (10.5 average) ... ranked second on the team in kick returns with 169 yards (18.8 average) ... caught four passes for 46 yards with a touchdown versus Chattanooga (8/28) ... tallied 37 kick return yards at Purdue (9/6) ... had a season-high 45 kick return yards against Syracuse (9/13) ... had two catches for 24 yards at Northern Illinois (10/11) ... returned kickoff for 24 yards at Buffalo (10/25) ... had one catch for 14 yards against Western Michigan (11/22).



JASON WILSON

14 Sr./Sr. • Defensive Back
6-0 • 185
Farmington Hills, Mich./Farmington HS

	[---Tackles---]					[Fumbles-]		[INT-]	
	G	Solo	Asst	Total	TFL-Yds	Sacks	FR-Yds	FF	No-Yards
2012	13	29	21	50	0-0	0-0	0-0	0	2-55
2013	12	32	29	61	1.5-3	0-0	1-0	0	3-88
2014	10	35	14	49	2.5-7	0-0	0-0	0	2-35
Career	47	99	66	165	4.0-10	0-0	1-0	0	7-178

2014: Appeared and started in 10 games this season ... ranked fifth on the team in total tackles with 49 with 35 solos ... second on the team with seven pass break ups ... recorded three tackles including a 0.5 tackle-for-a-loss versus Chattanooga ... tallied a team-best nine tackles (eight solo) and an interception at Purdue ... led CMU with 10 tackles against Toledo including four solo stops ... made a team-high three pass break-ups at Buffalo ... recorded six tackles and a pass break-up against Miami ... had a team-high eight tackles and an interception, which was returned 35 yards, against Western Michigan (11/22) ... team captain.

GAME 1

CHATTANOOGA AT CENTRAL MICHIGAN

Thursday, August 28, 2014

Kelly/Shorts Stadium
Mount Pleasant, Mich.



	1	2	3	4	Total
Chattanooga	3	13	0	0	16
Central Michigan	0	7	13	0	20

	UTC	CMU
Score	16	20
FIRST DOWNS	14	20
RUSHES-YARDS (NET)	29-106	46-150
PASSING YDS (NET)	150	173
Passes Att-Comp-Int	24-13-4	26-15-0
TOTAL OFFENSE PLAYS-YARDS	53-256	72-323
Fumble Returns-Yards	0-0	0-0
Punt Returns-Yards	0-0	3-67
Kickoff Returns-Yards	3-48	3-64
Interception Returns-Yards	0-0	4-2
Punts (Number-Avg)	6-39.5	4-37.8
Fumbles-Lost	0-0	1-1
Penalties-Yards	5-54	7-55
Possession Time	23:07	36:53
Third-Down Conversions	3 of 11	6 of 14
Fourth-Down Conversions	0 of 0	0 of 2
Red-Zone Scores-Chances	1-1	2-5

Chattanooga

Rushing	No.	Gain	Loss	Net	TD	Lg	Avg
Keon Williams	11	66	2	64	0	17	5.8
Jacob Huesman	13	46	6	40	0	9	3.1
X. Borishade	2	11	0	11	0	11	5.5
Derrick Craine	2	1	3	-2	0	1	-1.0

Passing	C-A-I	Yds	TD	Long	Sack
Jacob Huesman	13-24-4	150	2	70	1

Receiving	No.	Yards	TD	Long
Tommy Hudson	2	78	2	70
C.J. Board	2	19	0	13
Richardre Bagley	2	18	0	14
X. Borishade	2	14	0	10

Punting	No.	Yds	Avg	Long	In20	TB
Nick Pollard	6	237	39.5	44	0	0

Punt Returns	No.	Yards	TD	Long
--------------	-----	-------	----	------

Kick Returns	No.	Yards	TD	Long
C.J. Board	3	48	0	21

Tackles	UA-A	Total	Sacks	TFL
Muhasibi Wakeel	8-9	17	0.0	0.0
Cedric Nettles	5-6	11	0.0	0.0
Lucas Webb	4-3	7	0.0	0.0
Davis Tull	5-1	6	0.0	1.0

Central Michigan

Rushing	No.	Gain	Loss	Net	TD	Lg	Avg
RAWLS, Thomas	25	125	2	123	1	14	4.9
LAVALLII, Saylor	10	29	7	22	0	7	2.2
RUSH, Cooper	5	28	11	17	0	19	3.4
KROLL, Jesse	1	4	0	4	0	4	4.0

Passing	C-A-I	Yds	TD	Long	Sack
RUSH, Cooper	15-26-0	173	2	33	1

Receiving	No.	Yards	TD	Long
WILLIAMS, Courtney	4	46	1	26
KROLL, Jesse	3	65	1	33
RICE, Anthony	3	15	0	9
LAVALLII, Saylor	2	29	0	23

Punting	No.	Yds	Avg	Long	In20	TB
COLUZZI, Ron	4	151	37.8	44	4	0

Punt Returns	No.	Yards	TD	Long
DAVIS, Titus	3	67	0	66

Kick Returns	No.	Yards	TD	Long
WILLIS, Corey	2	46	0	25
WILLIAMS, Courtney	1	18	0	18

Tackles	UA-A	Total	Sacks	TFL
CHEROCCI, Justin	2-9	11	0.0	0.5
GREER, Brandon	4-2	6	0.0	1.0
OSTMAN, Joe	2-4	6	0.0	1.5
LOPEZ, Cody	2-3	5	0.0	0.0

Qtr	Time	Scoring Play	V-H
1st	10:21	UTC - Henrique Ribeiro 47 yd field goal, 4-3 1:29	3 - 0
2nd	09:35	UTC - Tommy Hudson 8 yd pass from Jacob Huesman (Henrique Ribeiro kick), 13-94 5:48	10 - 0
	03:34	UTC - Tommy Hudson 70 yd pass from Jacob Huesman (Henrique Ribeiro kick blocked), 2-74 0:51	16 - 0
	01:43	CMU - KROLL, Jesse 18 yd pass from RUSH, Cooper (COLUZZI, Ron kick), 5-75 1:51	16 - 7
3rd	08:56	CMU - RAWLS, Thomas 6 yd run (COLUZZI, Ron kick failed), 12-74 5:59	16 - 13
	07:30	CMU - WILLIAMS, Courtney 26 yd pass from RUSH, Cooper (COLUZZI, Ron kick), 2-20 0:46	16 - 20

MOUNT PLEASANT, Mich. – It wasn't necessarily a thing of beauty.

But Central Michigan will happily take the result and move on.

Thomas Rawls was a smash in his CMU debut, rushing for 123 yards and a touchdown, and the Chippewa defense made four interceptions Thursday as CMU topped Football Championship Subdivision member Chattanooga, 20-16, in the season-opening football game at Kelly/Shorts Stadium.

"We are very fortunate we came out of their with a win. I think it was a great effort on the part our team," said Dan Enos, who improved to 4-1 in season openers as CMU coach. "I give their coach and staff from Chattanooga a lot of credit. They're a well-coached and disciplined football team."

CMU trailed 16-0 until sophomore quarterback Cooper Rush tossed an 18-yard touchdown pass to Jesse Kroll with under two minutes to play in the first half to spark the Chippewas, who play at Purdue next week.

"Going into the second half, we just kept our cool," said CMU defensive tackle Leterius Walton. "There was no 'rah-rah' in the locker room. We knew we just had to focus, go through a little adversity. Coming out of the second half, we knew what to do."

CMU scored on its first two possessions of the third quarter - Rawls on a 6-yard run, Courtney Williams on a 26-yard pass from Rush - to surge ahead.

While the Chippewa offense struggled to find its rhythm throughout most of the first half, the defense was good - despite surrendering a 70-yard TD pass play -- and got better throughout the evening.

Tony Annese made two interceptions, his second of which sealed the game with just over a minute remaining, and Blake Serpa and Kevin King had one each. Three of those picks came in the second half.

Chattanooga quarterback Jacob Huesman, the preseason Southern Conference Offensive Player of the Year and on the Walter Payton Award Watch List, completed 13-of-24 pass attempts for 150 yards and two touchdowns. He also rushed for 40 yards on 13 carries.

The Mocs, 8-4 a year ago, the reigning Southern Conference champions, and ranked 14th in FCS, finished with 256 yards, only 29 of which came in the second half. Eleven of Chattanooga's 14 first downs came before halftime.

Rush, who just one of his first seven passes, finished 15-for-26 for 173 yards. The Chippewas committed one turnover, a first-quarter fumble that led to a Chattanooga field goal, and their kicking game left plenty to be desired. Placekicker Ron Coluzzi missed a 43-yard field goal and an extra point and he had a field goal attempt blocked.

GAME 2

CENTRAL MICHIGAN AT PURDUE

Saturday, September 6, 2014

Ross-Ade Stadium

West Lafayette, Ind.



	1	2	3	4	Total
Central Michigan	14	7	7	10	38
Purdue	0	7	3	7	17

	CMU	PUR
Score	38	17
FIRST DOWNS	19	19
RUSHES-YARDS (NET)	43-161	34-122
PASSING YDS (NET)	172	204
Passes Att-Comp-Int	16-11-1	49-24-2
TOTAL OFFENSE PLAYS-YARDS	59-333	83-326
Fumble Returns-Yards	0-0	0-0
Punt Returns-Yards	1--2	3-47
Kickoff Returns-Yards	2-37	6-137
Interception Returns-Yards	2-57	1-44
Punts (Number-Avg)	5-35.0	4-37.0
Fumbles-Lost	1-0	3-1
Penalties-Yards	1-5	7-69
Possession Time	30:29	29:31
Third-Down Conversions	6 of 13	9 of 21
Fourth-Down Conversions	0 of 0	2 of 5
Red-Zone Scores-Chances	4-4	1-2

Central Michigan

Rushing	No.	Gain	Loss	Net	TD	Lg	Avg
RAWLS, Thomas	31	160	5	155	2	16	5.0
SPALDING, Devon	4	21	0	21	0	13	5.2
KROLL, Jesse	1	4	0	4	0	4	4.0
LAVALLII, Saylor	1	4	0	4	0	4	4.0

Passing	C-A-I	Yds	TD	Long	Sack
RUSH, Cooper	11-16-1	172	2	65	3

Receiving	No.	Yards	TD	Long
RAWLS, Thomas	3	50	0	40
RICE, Anthony	2	66	1	65
BUTLER, Deon	2	8	0	6
BACCI, Joe	1	21	0	21

Punting	No.	Yds	Avg	Long	In20	TB
MILLS, Matt	4	122	30.5	44	0	0
COLUZZI, Ron	1	53	53.0	53	0	0

Punt Returns	No.	Yards	TD	Long
LAVALLII, Saylor	1	-2	0	0

Kick Returns	No.	Yards	TD	Long
WILLIAMS, Courtnt	2	37	0	22

Tackles	UA-A	Total	Sacks	TFL
WILSON, Jason	8-1	9	0.0	1.0
CHEROCCI, Justin	8-0	8	0.0	0.0
ANNESE, Tony	6-1	7	0.0	0.0
KING, Kevin	3-2	5	0.0	0.0

Purdue

Rushing	No.	Gain	Loss	Net	TD	Lg	Avg
Mostert, Raheem	19	58	5	53	0	12	2.8
Etling, Danny	10	57	4	53	1	27	5.3
Hunt, Akeem	3	9	0	9	0	5	3.0
Appleby, Austin	2	9	2	7	0	9	3.5

Passing	C-A-I	Yds	TD	Long	Sack
Etling, Danny	17-32-2	126	0	17	1
Appleby, Austin	7-17-0	78	1	23	1

Receiving	No.	Yards	TD	Long
Mostert, Raheem	5	31	0	11
Macarthy	3	33	0	13
Sinz, Justin	3	31	0	17
Knauf, B.J.	3	19	0	9

Punting	No.	Yds	Avg	Long	In20	TB
Meadows, Thomas	4	148	37.0	45	1	0

Punt Returns	No.	Yards	TD	Long
Knauf, B.J.	2	26	0	21
Williams, F.	1	21	0	21

Kick Returns	No.	Yards	TD	Long
Mostert, Raheem	4	89	0	30
Hunt, Akeem	1	15	0	17

Tackles	UA-A	Total	Sacks	TFL
Robinson, Sean	8-0	8	0.0	0.0
Brown, Anthony	4-2	6	0.0	1.0
Lewis, Antoine	5-0	5	1.0	1.0
Logan, Austin	3-2	5	0.0	0.0

Qtr	Time	Scoring Play	V-H
1st	10:30	CMU - GREER, Brandon 57 yd interception return (EAVEY, Brian kick)	7 - 0
	07:29	CMU - RICE, Anthony 65 yd pass from RUSH, Cooper (EAVEY, Brian kick), 4-76 1:30	14 - 0
2nd	09:51	PUR - Etling, Danny 4 yd run (Griggs, Paul kick), 17-77 7:43	14 - 7
	07:48	CMU - RAWLS, Thomas 2 yd run (EAVEY, Brian kick), 4-73 2:03	21 - 7
3rd	10:38	PUR - Griggs, Paul 42 yd field goal, 4-4 2:00	21 - 10
	07:03	CMU - McCORD, Ben 11 yd pass from RUSH, Cooper (EAVEY, Brian kick), 7-75 3:35	28 - 10
4th	13:34	CMU - EAVEY, Brian 23 yd field goal, 12-62 6:06	31 - 10
	08:13	PUR - Anthrop, Danny 23 yd pass from Appleby, Austin (Griggs, Paul kick), 1-23 0:06	31 - 17
	03:44	CMU - RAWLS, Thomas 16 yd run (EAVEY, Brian kick), 4-27 0:52	38 - 17

WEST LAFAYETTE, Ind. - From the start, the Central Michigan football team asserted itself.

The Chippewas built an early 14-0 lead behind two big plays - one from the defense, the other from the offense - then took command behind another big rushing day from Thomas Rawls Saturday in beating Purdue, 38-17, before 36,410 at Ross-Ade Stadium.

"We played a good game today, we executed well," said CMU coach Dan Enos, who both played and coached at Michigan State. "I thought our defense played very well and we were very physical. We knew we were going to have to be to win.

"It's tough to win on the road anywhere, but to come into a Big Ten stadium - I was in that league for a while - and it's very difficult."

CMU is 2-0 for the first time since 2002 and Saturday's victory was its first over a Big Ten foe since a 32-31 win at Iowa in 2012. The Chippewas are 6-23 all-time against Big Ten opponents, but 4-4 in their last eight meetings with teams from that conference.

Cornerback Brandon Greer returned an interception 57 yards for a touchdown to give CMU a 7-0 lead before the game was five minutes old, then quarterback Cooper Rush connected with Anthony Rice on a 65-yard TD pass play to extend CMU's lead to 14-0 with 7 minutes, 29 seconds to play in the first quarter.

Rawls continued his early season surge with 155 yards and two TDs on 31 carries, all career highs. The senior, who is in his first year at CMU after transferring from Michigan, ran for 123 yards a week ago in a 20-16 season-opening win over Chattanooga.

Rush completed 11-of-16 pass attempts for 172 yards and two touchdowns. He threw one interception, but that came in the fourth quarter with the Chippewas holding a 31-10 lead.

Central Michigan's defense surrendered 326 yards, but it forced three turnovers - cornerback Jason Wilson also had an interception - and never allowed speedy Purdue running back Raheem Mostert to get on track. The Chippewas were also credited with six pass breakups, and they recorded two sacks.

Mostert, a Big Ten sprint champion in track, finished with 53 yards rushing on 19 carries, and had 31 yards on five receptions. The Boilermakers finished with 122 yards on the ground, averaging just 3.6 yards per carry.

Quarterback Danny Etling was 17-for-32 with 126 yards. Austin Appleby, who relieved Etling in the fourth quarter, was 7-for-17 for 78 yards and a TD.

After CMU built its 14-0 lead, the Boilermakers (1-1) drew to 14-7 on Etling's 4-yard TD run early in the second quarter.

The Chippewas counter punched on their next possession, marching 73 yards in five plays with Rawls scoring on a 2-yard plunge. That re-upped the lead to two scores, 21-7.

A 42-yard Paul Griggs field goal capped Purdue's first drive of the second half and drew the Boilermakers within 21-10, but the Chippewas again answered, this time going 75 yards in seven plays with Rush hitting Ben McCord with an 11-yard TD pass to extend the lead to 28-10.

Redshirt freshman Brian Eavey's 23-yard field goal, the first of his collegiate career, increased CMU's lead to 31-10 early in the fourth quarter.

GAME 3

SYRACUSE AT CENTRAL MICHIGAN

Saturday, September 13, 2014

Kelly/Shorts Stadium

Mount Pleasant, Mich.



	1	2	3	4	Total
Syracuse	0	17	16	7	40
Central Michigan	3	0	0	0	3

	SU	CMU
Score	40	3
FIRST DOWNS	25	14
RUSHES-YARDS (NET)	49-289	23-34
PASSING YDS (NET)	175	183
Passes Att-Comp-Int	30-20-0	34-18-0
TOTAL OFFENSE PLAYS-YARDS	79-464	57-217
Fumble Returns-Yards	1-36	0-0
Punt Returns-Yards	2-10	1-0
Kickoff Returns-Yards	2-9	4-39
Interception Returns-Yards	0-0	0-0
Punts (Number-Avg)	3-39.3	6-40.2
Fumbles-Lost	0-0	3-2
Penalties-Yards	9-41	5-49
Possession Time	33:22	26:38
Third-Down Conversions	8 of 15	1 of 10
Fourth-Down Conversions	2 of 2	1 of 2
Red-Zone Scores-Chances	5-5	1-1

Syracuse

Rushing	No.	Gain	Loss	Net	TD	Lg	Avg
Ameen-Moore, A.	9	106	0	106	0	53	11.8
Hunt, T.	13	92	0	92	3	36	7.1
Philips, E.	9	57	2	55	0	12	6.1
Gulley, P-T	7	16	3	13	0	7	1.9

Passing	C-A-I	Yds	TD	Long	Sack
Hunt, T.	20-30-0	175	1	20	0

Receiving	No.	Yards	TD	Long
Broyld, A.	4	42	0	14
Estime, B.	3	36	1	20
Custis, J.	3	11	0	6
Moore, K.	2	16	0	12

Punting	No.	Yds	Avg	Long	In20	TB
Dixon, R.	3	118	39.3	47	3	0

Punt Returns	No.	Yards	TD	Long
Desir, R.	1	-2	0	0
Estime, B.	1	12	0	12

Kick Returns	No.	Yards	TD	Long
Estime, B.	1	0	0	0
Philips, E.	1	9	0	9

Tackles	UA-A	Total	Sacks	TFL
Lynch, C.	4-4	8	2.5	3.5
Davis, D.	4-2	6	0.0	1.0
Desir, R.	3-2	5	0.0	0.0
Kelly, D.	2-3	5	0.0	0.0

Central Michigan

Rushing	No.	Gain	Loss	Net	TD	Lg	Avg
LAVALLII, Saylor	4	16	1	15	0	8	3.8
SPALDING, Devon	7	19	5	14	0	11	2.0
WALKER, Martez	3	13	2	11	0	10	3.7
SHOEMAKER, Maurice	3	10	0	10	0	5	3.3

Passing	C-A-I	Yds	TD	Long	Sack
RUSH, Cooper	18-34-0	183	0	35	5

Receiving	No.	Yards	TD	Long
KROLL, Jesse	5	86	0	35
SHOEMAKER, Maurice	2	14	0	10
RICE, Anthony	2	13	0	7
WILLIS, Corey	2	10	0	6

Punting	No.	Yds	Avg	Long	In20	TB
COLUZZI, Ron	6	241	40.2	43	2	0

Punt Returns	No.	Yards	TD	Long
LAVALLII, Saylor	1	0	0	0

Kick Returns	No.	Yards	TD	Long
WILLIAMS, Courtn	3	45	0	18
SPALDING, Devon	1	-6	0	0

Tackles	UA-A	Total	Sacks	TFL
CHEROCCI, Justin	2-9	11	0.0	0.0
ANNESE, Tony	8-1	9	0.0	0.0
FRAZIER, Kavon	5-3	8	0.0	0.0
KING, Kevin	6-1	7	0.0	1.0

Qtr	Time	Scoring Play	V-H
1st	07:43	CMU - EAVEY, Brian 26 yd field goal, 15-66 7:17	0 - 3
2nd	14:06	SU - Norton, R. 23 yd field goal, 13-64 5:07	3 - 3
	10:43	SU - Hodge, M. 36 yd fumble recovery (Norton, R. kick)	10 - 3
	01:52	SU - Estime, B. 4 yd pass from Hunt, T. (Norton, R. kick), 13-69 5:23	17 - 3
3rd	12:47	SU - Lynch, C. safety	19 - 3
	03:43	SU - Hunt, T. 1 yd run (Norton, R. kick), 12-74 4:04	26 - 3
	03:10	SU - Hunt, T. 3 yd run (Norton, R. kick), 3-19 0:33	33 - 3
4th	00:59	SU - Hunt, T. 1 yd run (Norton, R. kick), 7-86 3:52	40 - 3

MOUNT PLEASANT, Mich. – A season that started with much promise took a step backwards Saturday at Kelly/Shorts Stadium.

Syracuse quarterback Terrel Hunt finished with 267 yards and scored three touchdowns as the Orange handed CMU a 40-3 loss before 25,531.

It was the first loss for CMU (2-1), which dominated Purdue a week ago in posting a 38-17 road victory. The Chippewas play at Kansas next week.

CMU entered the game averaging 154.5 yards rushing per game, but was held to 34. Chippewa quarterback Cooper Rush was 18-for-34 passing for 183 yards. He was sacked five times and was under heavy pressure for much of the game.

"They blitzed 60 to 70 percent of the snaps," Enos said. "It's feast or famine – it was feast for them."

The dangerous Hunt completed 20-of-30 passes for 175 yards and a touchdown, and he rushed for 92 yards on 13 attempts. His three rushing TDs are a career high, and his 92 yards on the ground matched his career best.

CMU moved the ball effectively on its first possession, which ended on Brian Eavey's 26-yard field goal for a 3-0 lead.

But it was all Syracuse after that. Ryan Norton answered with a 23-yard field goal to tie it, then the Orange seized the lead on Marqez Hodge's 36-yard fumble recovery for touchdown with 10 minutes, 43 seconds left in the first half.

The ball was jarred loose from Rush, who was scrambling in the backfield.

"He has to learn to just take the sack sometimes," said Enos, who played quarterback at Michigan State. "I played the position from fifth grade through college – it's tough to teach guys to do that because of their competitive nature. They want to continue make a play and not go down."

"As a coach, you don't want to kill their spirit. They have to be smart and learn how to do it. There's a fine line between being smart and being a playmaker. I think Cooper still has to figure that out where he's at this that. I thought that was a huge play – it could have been 10-3 at halftime. (Then) it's a different ball game."

Hunt hit Brisly Estime with a 4-yard TD pass with under 2 minutes left in the half to make it 17-3 at the break. The Orange recorded a safety on CMU's first possession of the second half when Rush, under heavy pressure from Cameron Lynch, was flagged for intentional grounding in the end zone.

Hunt scored on three short runs as the Orange won going away.

Syracuse finished with 464 yards in total offense to CMU's 217, and had 25 first downs to the Chippewas' 14. Syracuse outrushed the Chippewas, 289-34.

GAME 4

CENTRAL MICHIGAN AT KANSAS

Saturday, September 20, 2014

Memorial Stadium

Lawrence, Kan.



	1	2	3	4	Total
Central Michigan	0	3	7	0	10
Kansas	7	0	3	14	24

	CMU	KU
Score	10	24
FIRST DOWNS	18	15
RUSHES-YARDS (NET)	35-101	35-138
PASSING YDS (NET)	178	231
Passes Att-Comp-Int	26-18-1	34-24-1
TOTAL OFFENSE PLAYS-YARDS	61-279	69-369
Fumble Returns-Yards	0-0	0-0
Punt Returns-Yards	3-6	2-46
Kickoff Returns-Yards	2-74	3-84
Interception Returns-Yards	1-0	1-0
Punts (Number-Avg)	8-39.9	6-41.0
Fumbles-Lost	2-2	2-0
Penalties-Yards	5-43	8-65
Possession Time	31:07	28:53
Third-Down Conversions	3 of 12	9 of 19
Fourth-Down Conversions	0 of 0	1 of 1
Red-Zone Scores-Chances	2-2	1-3

Central Michigan

Rushing	No.	Gain	Loss	Net	TD	Lg	Avg
WALKER, Martez	10	56	0	56	1	18	5.6
SPALDING, Devon	10	22	2	20	0	4	2.0
LAVALLI, Saylor	7	19	3	16	0	5	2.3
RUSH, Cooper	5	27	17	10	0	17	2.0

Passing	C-A-I	Yds	TD	Long	Sack
RUSH, Cooper	18-26-1	178	0	29	3

Receiving	No.	Yards	TD	Long
WILLIS, Corey	5	60	0	16
KROLL, Jesse	3	54	0	29
RICE, Anthony	2	27	0	14
BUTLER, Deon	2	27	0	20

Punting	No.	Yds	Avg	Long	In20	TB
COLUZZI, Ron	8	319	39.9	47	1	1

Punt Returns	No.	Yards	TD	Long
COLEMAN, Amari	3	6	0	8

Kick Returns	No.	Yards	TD	Long
COLEMAN, Amari	2	74	0	50

Tackles	UA-A	Total	Sacks	TFL
CHEROCCI, Justin	12-6	18	1.0	1.0
FRAZIER, Kavon	6-2	8	0.0	0.0
OSTMAN, Joe	4-3	7	0.0	1.0
ANNESE, Tony	4-2	6	0.0	0.0

Kansas

Rushing	No.	Gain	Loss	Net	TD	Lg	Avg
Pierson, Tony	3	77	0	77	1	74	25.7
Avery, Corey	11	37	2	35	0	10	3.2
Mann, DeAndre	8	28	2	26	0	14	3.2
Harwell, Nick	1	5	0	5	0	5	5.0

Passing	C-A-I	Yds	TD	Long	Sack
Cozart, Montell	23-33-1	226	2	60	2
Dineen, Joe	1-1-0	5	0	5	0

Receiving	No.	Yards	TD	Long
Mundine, Jimmay	6	67	0	18
King, Nigel	3	17	0	7
Pierson, Tony	3	12	0	8
Harwell, Nick	3	11	0	6

Punting	No.	Yds	Avg	Long	In20	TB
Pardula, Trevor	6	246	41.0	65	2	0

Punt Returns	No.	Yards	TD	Long
Harwell, Nick	2	46	0	30

Kick Returns	No.	Yards	TD	Long
Shepherd, J.	3	84	0	32

Tackles	UA-A	Total	Sacks	TFL
Johnson, Isaiah	8-0	8	0.0	0.0
Heeney, Ben	7-0	7	0.0	2.0
Shepherd, J.	5-0	5	0.0	0.0
Love, Jake	5-0	5	1.0	4.0

Qtr	Time	Scoring Play	V-H
1st	14:42	KU - Pierson, Tony 74 yd run (Wyman, Matthew kick), 1-74 0:18	0 - 7
2nd	06:14	CMU - EAVEY, Brian 37 yd field goal, 11-73 5:34	3 - 7
3rd	09:52	KU - Wyman, Matthew 27 yd field goal, 6-29 1:57	3 - 10
	06:11	CMU - WALKER, Martez 18 yd run (EAVEY, Brian kick), 7-75 3:41	10 - 10
4th	13:23	KU - McCay, Justin 60 yd pass from Cozart, Montell (Wyman, Matthew kick), 6-72 1:59	10 - 17
	01:58	KU - Avery, Corey 30 yd pass from Cozart, Montell (Wyman, Matthew kick), 6-44 2:28	10 - 24

LAWRENCE, Kan. - Kansas scored two fourth-quarter touchdowns Saturday to break a 10-10 tie and hand Central Michigan a 24-10 loss at Memorial Stadium.

It was the second straight loss for the Chippewas, who fell, 40-3, to Syracuse at home a week ago. They opened with a 20-16 win over Chattanooga, then won at Purdue, 38-17.

That first play was a momentum-grabbing 74-yard touchdown run by Tony Pierson, one of two home runs that eventually did in the Chippewas.

Despite falling in that early 7-0 hole, the Chippewas hung in and eventually tied the game 10-10 on sophomore Martez Walker's 18-yard touchdown run with under four minutes to play in the third quarter.

Kansas answered early in the fourth, when quarterback Montell Cozart hooked up with Justin McCay on a 60-yard TD pass play to break the tie. The Jayhawks sealed it on a Cozart-to-Corey Avery 30-yard TD pass play with under two minutes remaining.

"It was 10-10 in the fourth quarter and up to that point they had the big play on the first play of the game and really mounted nothing after that," Enos said. "I thought both teams were pretty evenly matched. I thought our guys played extremely hard. They made a couple more plays than we were able to make, and that was the difference in the game."

Walker saw the first extended action of his career, finishing with 56 yards on 10 carries, both career-highs, all of which came in the second half.

"Coach says all the time, you've always got to be ready, no matter when it is in a game and once you get your opportunity, you've got to make the most of it," said Walker, who came into the game with just 19 yards on 12 attempts in his career.

Walker was a bright spot in a run game that finished with 101 net yards - included in that total is three sacks of quarterback Cooper Rush - and averaged 2.9 yards per carry.

Rush was 18-of-26 passing for 178 yards and one interception. The Chippewas, playing for the third consecutive game without injured standout wide receiver Titus Davis, committed three turnovers.

Brian Eavey's career-best 37-yard field goal midway through the second quarter drew CMU to 7-3 by halftime. Matthew Wyman answered with a 27-yarder early in the third to extend Kansas' lead to 10-3. Just over three minutes later, the Chippewas knotted it on Walker's TD run.

Cozart was 24 of 33 passing for 226 yards and one interception. The Jayhawks finished with 369 total yards, 134 of which came on their two big scoring plays.

"They score (early), and you could have seen the team get deflated," Enos said, "but I thought our defense responded, I thought our entire team did. Our defense played well. We gave up two big plays, but other than that I thought we tackled pretty well and did a nice job."

"It was a back and forth football game, good football game. They made more plays than we did, but there's a lot to build off of. We've got a good team. I'm going to be very interested to see when we get all our pieces back and we get healthy and get out guys back. How good we can be."

GAME 5

CENTRAL MICHIGAN AT TOLEDO

Saturday, September 27, 2014

Glass Bowl

Toledo, Ohio



	1	2	3	4	Total
Central Michigan	7	0	14	7	28
Toledo	6	14	14	8	42

	CMU	TOLEDO
Score	28	42
FIRST DOWNS	20	29
RUSHES-YARDS (NET)	26-95	38-204
PASSING YDS (NET)	291	339
Passes Att-Comp-Int	31-24-1	34-23-1
TOTAL OFFENSE PLAYS-YARDS	57-386	72-543
Fumble Returns-Yards	0-0	0-0
Punt Returns-Yards	0-0	2--3
Kickoff Returns-Yards	2-43	5-124
Interception Returns-Yards	1-0	1-11
Punts (Number-Avg)	3-52.7	1-39.0
Fumbles-Lost	1-1	4-1
Penalties-Yards	3-35	6-47
Possession Time	27:42	32:18
Third-Down Conversions	4 of 8	5 of 10
Fourth-Down Conversions	0 of 0	1 of 1
Red-Zone Scores-Chances	4-5	7-7

Central Michigan

Rushing	No.	Gain	Loss	Net	TD	Lg	Avg
RAWLS, Thomas	17	70	5	65	2	20	3.8
WALKER, Martez	5	22	1	21	0	11	4.2
RICE, Anthony	1	12	0	12	0	12	12.0
RUSH, Cooper	3	8	11	-3	0	8	-1.0

Passing	C-A-I	Yds	TD	Long	Sack
RUSH, Cooper	24-31-1	291	2	40	2

Receiving	No.	Yards	TD	Long
KROLL, Jesse	7	83	2	24
DAVIS, Titus	6	128	0	40
RICE, Anthony	5	41	0	14
BACCI, Joe	2	18	0	11

Punting	No.	Yds	Avg	Long	In20	TB
COLUZZI, Ron	3	158	52.7	55	2	0

Punt Returns	No.	Yards	TD	Long
--------------	-----	-------	----	------

Kick Returns	No.	Yards	TD	Long
COLEMAN, Amari	2	43	0	25

Tackles	UA-A	Total	Sacks	TFL
WILSON, Jason	4-6	10	0.0	0.0
KING, Kevin	5-4	9	0.0	0.0
CHAPMAN, Jarret	3-5	8	0.0	0.0

Toledo

Rushing	No.	Gain	Loss	Net	TD	Lg	Avg
SWANSON, Terry	11	97	0	97	1	41	8.8
JONES-MOORE, D.	12	51	0	51	1	11	4.2
REMY, Marc	6	36	0	36	0	15	6.0
WOODSIDE, Logan	6	28	8	20	1	12	3.3

Passing	C-A-I	Yds	TD	Long	Sack
WOODSIDE, Logan	23-34-1	339	2	41	0

Receiving	No.	Yards	TD	Long
JONES, Corey	8	106	0	41
RUSSELL, Alonzo	7	120	2	36
ZMOLIK, Alex	4	69	0	29
OLACK, Justin	1	20	0	20

Punting	No.	Yds	Avg	Long	In20	TB
ELLIS, Nick	1	39	39.0	39	0	0

Punt Returns	No.	Yards	TD	Long
JONES, Corey	2	-3	0	0

Kick Returns	No.	Yards	TD	Long
WILCHER, Kishon	4	103	0	39
RICHARDS, D.	1	21	0	21

Tackles	UA-A	Total	Sacks	TFL
DUKES, Christian	7-2	9	0.0	0.0
VOSS, Trent	3-4	7	1.0	1.0
SYLVESTRE, J.	2-5	7	0.0	0.0

Qtr	Time	Scoring Play	V-H
1st	10:09	TOLEDO - DETMER, Jeremiah 32 yd field goal, 15-64 4:51	0 - 3
	06:03	CMU - KROLL, Jesse 3 yd pass from RUSH, Cooper (EAVEY, Brian kick), 8-75 4:06	7 - 3
	00:42	TOLEDO - DETMER, Jeremiah 21 yd field goal, 10-73 5:16	7 - 6
2nd	04:50	TOLEDO - SWANSON, Terry 3 yd run (DETMER, Jeremiah kick), 6-72 2:57	7 - 13
	00:27	TOLEDO - RUSSELL, Alonzo 6 yd pass from WOODSIDE, Logan (DETMER, Jeremiah kick), 7-85 2:18	7 - 20
3rd	10:09	CMU - KROLL, Jesse 4 yd pass from RUSH, Cooper (EAVEY, Brian kick), 10-75 4:51	14 - 20
	05:43	TOLEDO - RUSSELL, Alonzo 12 yd pass from WOODSIDE, Logan (DETMER, Jeremiah kick), 5-35 2:26	14 - 27
	03:44	TOLEDO - JONES-MOORE, D. 3 yd run (DETMER, Jeremiah kick), 5-50 1:57	14 - 34
	00:03	CMU - RAWLS, Thomas 3 yd run (EAVEY, Brian kick), 8-75 3:41	21 - 34
4th	07:54	CMU - RAWLS, Thomas 6 yd run (EAVEY, Brian kick), 11-85 5:44	28 - 34
	03:00	TOLEDO - WOODSIDE, Logan 12 yd run (JONES-MOORE, D. pass from WOODSIDE, Logan), 8-80 4:48	28 - 42

TOLEDO, Ohio - Central Michigan hung tough and hung in, but in the end could not get over the hump.

Logan Woodside threw for a career-high 339 yards and two touchdowns Saturday as Toledo handed CMU a 42-28 loss in the Chippewas' Mid-American Conference opener at the Glass Bowl.

It was the third consecutive loss for CMU (2-3), while Toledo improved to 3-2, 2-0 MAC.

Woodside, a sophomore, completed 23-of-34 pass attempts and triggered an offense that finished with 543 yards and 29 first downs.

"We certainly had our opportunities," said CMU coach Dan Enos, who saw his team pull to within six points in the fourth quarter after trailing by 20 at one point in the third. "We didn't make enough plays and I thought their offense basically just played better than ours did, just made more plays the end of the day."

Wide receiver Titus Davis and running back Thomas Rawls returned to the CMU lineup and both made major contributions.

Davis, who had not played since a 20-16 win over Chattanooga in the season-opener, made six catches for 128 yards. Rawls, who missed the last two games, carried 17 times for 65 yards and scored two touchdowns.

CMU quarterback Cooper Rush completed 24-of-31 passes for 291 yards and two touchdowns, both to Jesse Kroll. Kroll finished with seven receptions for 83 yards, and the Chippewas gained a respectable 386 yards in total offense and collected 20 first downs.

Down 20-7 at halftime, the Chippewas drew to 20-14 on a 4-yard Rush-to-Kroll touchdown pass to cap their first drive of the third quarter.

Toledo answered when Woodside hit Alonzo Russell with a 12-yard scoring strike to restore the Rockets' advantage to two TDs, 27-14.

On the ensuing kickoff, Toledo's Jeremiah Detmer hit a perfect chipshot outside kick that landed perfectly in teammate Christian Dukes' hands at midfield. Five plays later, Damon Jones-Moore scored on a 3-yard run to extend Toledo's lead to 34-14 with under two minutes remaining in the third quarter.

The Chippewas, however, rallied as Rawls scored on a 3-yard run with 3 seconds to play in the third quarter and on a 6-yarder midway through the fourth to draw CMU within 34-28.

The Rockets, however, responded with a textbook clock-consuming scoring drive, finishing it with a 12-yard Woodside run. Terry Swanson, who led Toledo with 97 yards on the ground, set up the TD with a back-breaking 41-yard gain to CMU's 14-yard line.

Toledo used nearly five minutes of precious game time on the drive and scored with under three minutes remaining.

GAME 6

OHIO AT CENTRAL MICHIGAN

Saturday, October 4, 2014

Kelly/Shorts Stadium

Mount Pleasant, Mich.



	1	2	3	4	Total
Ohio	0	3	0	7	10
Central Michigan	14	0	7	7	28

	OHIO	CMU
Score	10	28
FIRST DOWNS	8	25
RUSHES-YARDS (NET)	23-89	52-234
PASSING YDS (NET)	98	233
Passes Att-Comp-Int	21-7-0	27-17-0
TOTAL OFFENSE PLAYS-YARDS	44-187	79-467
Fumble Returns-Yards	1-14	0-0
Punt Returns-Yards	0-0	2-1
Kickoff Returns-Yards	3-75	2-55
Interception Returns-Yards	0-0	0-0
Punts (Number-Avg)	7-44.3	4-31.8
Fumbles-Lost	0-0	3-1
Penalties-Yards	2-18	7-62
Possession Time	17:41	42:19
Third-Down Conversions	3 of 12	13 of 17
Fourth-Down Conversions	0 of 1	0 of 0
Red-Zone Scores-Chances	2-3	3-3

Ohio

Rushing	No.	Gain	Loss	Net	TD	Lg	Avg
PATTERSON, Daz'	12	82	5	77	0	49	6.4
WALKER, Robbie	3	10	0	10	0	7	3.3
SPRAGUE, JD	7	25	24	1	0	24	0.1
EDMOND, Tim	1	1	0	1	1	1	1.0

Passing	C-A-I	Yds	TD	Long	Sack
SPRAGUE, JD	7-21-0	98	0	46	3

Receiving	No.	Yards	TD	Long
COCHRAN, Chase	2	59	0	46
MANGEN, Troy	2	15	0	14
WALKER, Robbie	1	17	0	17
REID, Jordan	1	5	0	5

Punting	No.	Yds	Avg	Long	In20	TB
BONNSTETTER, Mi	7	310	44.3	53	2	0

Punt Returns	No.	Yards	TD	Long
--------------	-----	-------	----	------

Kick Returns	No.	Yards	TD	Long
PATTERSON, Daz'	3	75	0	38

Tackles	UA-A	Total	Sacks	TFL
JOHNSON, Jovon	7-2	9	1.0	2.5
KRISTOFF, Josh	7-2	9	0.0	0.0
POLING, Quentin	7-1	8	0.0	0.0
BROWN, Blair	5-2	7	0.0	1.0

Central Michigan

Rushing	No.	Gain	Loss	Net	TD	Lg	Avg
RAWLS, Thomas	40	231	2	229	2	30	5.7
WALKER, Martez	6	20	0	20	0	5	3.3
LAVALLII, Saylor	2	13	0	13	0	7	6.5
TEAM	2	0	2	-2	0	0	-1.0

Passing	C-A-I	Yds	TD	Long	Sack
RUSH, Cooper	17-27-0	233	2	53	2

Receiving	No.	Yards	TD	Long
DAVIS, Titus	10	181	2	53
RICE, Anthony	2	12	0	6
RAWLS, Thomas	1	16	0	16
LAVALLII, Saylor	1	13	0	13

Punting	No.	Yds	Avg	Long	In20	TB
COLUZZI, Ron	4	127	31.8	46	2	1

Punt Returns	No.	Yards	TD	Long
LAVALLII, Saylor	2	1	0	3

Kick Returns	No.	Yards	TD	Long
SPALDING, Devon	1	30	0	30
WALKER, Martez	1	25	0	25

Tackles	UA-A	Total	Sacks	TFL
SERPA, Blake	4-1	5	2.0	2.0
CHEROCCI, Justin	1-4	5	0.0	0.0
CHAPMAN, Jarret	1-3	4	0.0	0.0
GREER, Brandon	2-1	3	0.0	0.0

Qtr	Time	Scoring Play	V-H
1st	10:21	CMU - DAVIS, Titus 4 yd pass from RUSH, Cooper (EAVEY, Brian kick), 7-77 3:09	0 - 7
	05:55	CMU - DAVIS, Titus 32 yd pass from RUSH, Cooper (EAVEY, Brian kick), 7-68 3:19	0 - 14
2nd	00:13	OHIO - YAZDANI, Josiah 24 yd field goal, 4--2 0:20	3 - 14
3rd	07:34	CMU - RAWLS, Thomas 15 yd run (EAVEY, Brian kick), 15-75 7:26	3 - 21
4th	12:40	OHIO - EDMOND, Tim 1 yd run (YAZDANI, Josiah kick), 8-86 3:28	10 - 21
	08:44	CMU - RAWLS, Thomas 1 yd run (EAVEY, Brian kick), 7-68 3:56	10 - 28

MOUNT PLEASANT, Mich. - The one-two punch of Titus Davis and Thomas Rawls, coupled with a staunch defensive effort, was exactly what the Central Michigan football team needed.

Rawls carried 40 times for 229 yards – both career highs – and Davis caught 10 passes for 181 yards as the Chippewas snapped a three-game losing streak with a 28-10 Mid-American Conference win Saturday over Ohio on Homecoming at Kelly/Shorts Stadium.

Both teams are 3-3 overall, 1-1 MAC. CMU goes to Northern Illinois next week.

Davis and Rawls scored two touchdowns apiece and CMU's defense set the tone, holding Ohio to 24 yards and two first downs in the first half.

CMU quarterback Cooper Rush completed 17-of-27 pass attempts for 233 yards. He connected with Davis on first-half touchdown passes of 4 and 32 yards, staking the Chippewas to a 14-0 lead before the Bobcats had even produced a first down.

The Chippewas rode Rawls and his career-best performance to a dominant day on offense.

CMU finished with 234 yards on the ground, 467 total yards and 24 first downs, all season-bests. The Chippewas dominated time of possession and ran 79 plays to the Bobcats' 44.

The game plan did not call for Rawls to tote it 40 times, Enos said, but Rawls made it difficult on the coaching staff to bring him off the field.

Ohio managed a Josiah Yazdani 24-yard field goal with 13 seconds left in the half to cut CMU's to 14-3. The play was set up by an Ohio fumble return – the game's only turnover – to the CMU 6-yard line.

The Chippewas responded, opening the second half with a 15-play, 75-yard scoring drive capped by Rawls' 15-yard TD run which increased the lead to 21-3. The drive consumed 7:26, CMU's longest drive, time-wise, of the season.

Ohio came to life in the early in the fourth quarter, when Tim Edmond capped an 86-yard, eight-play drive with a 1-yard TD plunge.

CMU answered with a seven-play, 68-yard drive with Rawls scoring from a yard out for the final margin.

GAME 7

CENTRAL MICHIGAN AT NORTHERN ILLINOIS

Saturday, October 11, 2014

Huskies Stadium

DeKalb, Ill.



	1	2	3	4	Total
Central Michigan	14	7	10	3	34
Northern Illinois	7	0	10	0	17

	CMU	NIU
Score	34	17
FIRST DOWNS	30	19
RUSHES-YARDS (NET)	46-283	33-110
PASSING YDS (NET)	269	231
Passes Att-Comp-Int	31-20-1	33-18-1
TOTAL OFFENSE PLAYS-YARDS	77-552	66-341
Fumble Returns-Yards	0-0	0-0
Punt Returns-Yards	3-6	0-0
Kickoff Returns-Yards	4-59	4-78
Interception Returns-Yards	1-0	1-35
Punts (Number-Avg)	5-39.8	6-42.3
Fumbles-Lost	0-0	0-0
Penalties-Yards	3-29	3-34
Possession Time	39:01	20:59
Third-Down Conversions	5 of 14	4 of 14
Fourth-Down Conversions	0 of 0	1 of 2
Red-Zone Scores-Chances	6-6	3-3

Central Michigan

Rushing	No.	Gain	Loss	Net	TD	Lg	Avg
RAWLS, Thomas	40	276	6	270	2	46	6.8
WALKER, Martez	3	5	0	5	0	2	1.7
CHAPMAN, Mark	1	4	0	4	0	4	4.0
RUSH, Cooper	1	2	0	2	0	2	2.0

Passing	C-A-I	Yds	TD	Long	Sack
RUSH, Cooper	20-31-1	269	2	39	0

Receiving	No.	Yards	TD	Long
KROLL, Jesse	6	97	1	39
DAVIS, Titus	4	54	0	29
BUTLER, Deon	2	29	0	18
BACCI, Joe	2	27	0	16

Punting	No.	Yds	Avg	Long	In20	TB
COLUZZI, Ron	5	199	39.8	57	2	0

Punt Returns	No.	Yards	TD	Long
CHAPMAN, Mark	2	-4	0	0
LAVALLII, Saylor	1	-2	0	0

Kick Returns	No.	Yards	TD	Long
SPALDING, Devon	3	42	0	20
WALKER, Martez	1	17	0	17

Tackles	UA-A	Total	Sacks	TFL
CHEROCCI, Justin	4-6	10	0.0	0.0
GREER, Brandon	6-2	8	0.0	0.0
FRAZIER, Kavon	5-3	8	0.0	0.0
ANNESE, Tony	4-3	7	0.0	0.0

Northern Illinois

Rushing	No.	Gain	Loss	Net	TD	Lg	Avg
STINGILY, Camer	13	49	3	46	0	10	3.5
BOUAGNON, Joel	10	41	1	40	0	10	4.0
HARE, Drew	4	28	0	28	0	11	7.0
DANIELS, Akeem	2	14	0	14	0	7	7.0

Passing	C-A-I	Yds	TD	Long	Sack
HARE, Drew	18-33-1	231	2	49	0

Receiving	No.	Yards	TD	Long
BRESCACIN, Juwa	6	76	2	20
BROWN, Da'Ron	4	76	0	49
BEEBE, Chad	3	45	0	32
MAXWELL, Desroy	2	21	0	12

Punting	No.	Yds	Avg	Long	In20	TB
WEDEL, Tyler	6	254	42.3	53	3	0

Punt Returns	No.	Yards	TD	Long
--------------	-----	-------	----	------

Kick Returns	No.	Yards	TD	Long
HUFF, Jordan	3	60	0	29
TURNER, Aregero	1	18	0	18

Tackles	UA-A	Total	Sacks	TFL
MOORE, Marlon	8-4	12	0.0	0.0
LEMON, Rasheen	8-1	9	0.0	0.0
DURANTE, Dechan	5-2	7	0.0	0.0
MAYES, Brandon	5-2	7	0.0	0.0

Qtr	Time	Scoring Play	V-H
1st	13:29	NIU - BRESCACIN, Juwa 20 yd pass from HARE, Drew (WEDEL, Tyler kick), 5-71 1:31	0 - 7
	08:33	CMU - RAWLS, Thomas 5 yd run (EAVEY, Brian kick), 10-86 4:52	7 - 7
	01:46	CMU - RAWLS, Thomas 13 yd run (EAVEY, Brian kick), 8-92 4:18	14 - 7
2nd	06:05	CMU - KROLL, Jesse 6 yd pass from RUSH, Cooper (EAVEY, Brian kick), 10-68 4:18	21 - 7
3rd	10:59	CMU - EAVEY, Brian 25 yd field goal, 8-72 3:56	24 - 7
	06:41	NIU - WEDEL, Tyler 24 yd field goal, 5-18 1:01	24 - 10
	03:20	CMU - McCORD, Ben 13 yd pass from RUSH, Cooper (EAVEY, Brian kick), 8-80 3:17	31 - 10
	02:43	NIU - BRESCACIN, Juwa 14 yd pass from HARE, Drew (WEDEL, Tyler kick), 3-80 0:32	31 - 17
4th	10:35	CMU - EAVEY, Brian 23 yd field goal, 8-65 4:25	34 - 17

DeKALB, Ill. - Another day at the office for Thomas Rawls.

Not just another win for the Central Michigan football team.

Rawls rushed for 270 yards on 40 carries and scored two touchdowns Saturday leading the Chippewas to a 34-17 upset of Mid-American Conference heavyweight Northern Illinois at Huskie Stadium.

The win, CMU's second straight, lifted the Chippewas to 4-3, 2-1 in the MAC. It snapped the Huskies' 28-game home win streak, and their 24-game regular-season MAC win streak. Northern Illinois (4-2, 1-1) has won four consecutive MAC West titles and captured the league championship twice in that span.

Rawls surpassed his career-high 229 yards rushing he set last week in a 28-10 win over Ohio. His 40 carries matched his career-high, also set against Ohio. His two-week total: 80 carries, 499 yards, four TDs.

As has been Rawls' pattern all season, he got stronger as the game progressed. He ran for 194 yards on 24 carries in the second half as the Chippewas salted the game away. CMU held a near 2-to-1 advantage in time of possession and rolled up 30 first downs while holding NIU to 19.

The Chippewas found themselves in a 7-0 hole before the game was two minutes old as NIU marched 71 yards in just five plays on the opening drive, scoring on a 20-yard pass from Drew Hare to Juwan Brescacin.

CMU responded immediately. Rawls capped the Chippewas' first possession - an 86-yard, 10-play drive - with a 5-yard TD run which tied it 7-7.

After forcing a punt, the Chippewas took over at their own 8-yard line and promptly marched 92 yards in eight plays to take a 14-7 lead on Rawls' 13-yard TD run. CMU's first two scoring drives were its longest of the season.

The Chippewas extended their lead to 21-7 when quarterback Cooper Rush tossed a 6-yard TD pass to Jesse Kroll midway through the second quarter.

Brian Eavey kicked two second-half field goals - a 25-yarder and a 23-yarder - and Rush connected with tight end Ben McCord for a 13-yard scoring play in the third quarter.

Rush completed 20-of-31 pass attempts for 269 yards. Kroll made six catches for 97 yards.

The Chippewas finished with a season-high 552 yards in total offense against the MAC's top-ranked defense. NIU entered the game allowing an average of 354.8 yards per game.

CMU's defense limited the Huskies to 341 yards, including 110 on the ground. The Huskies were averaging a MAC-best 256 rushing yards per game.

Linebacker Justin Cherocci led CMU's defense with 10 tackles, while defensive backs Brandon Greer and Kavon Frazier had eight apiece. Safety Tony Annese made his third interception of the season, and CMU's secondary was credited with seven pass breakups.

GAME 8

BALL STATE AT CENTRAL MICHIGAN

Saturday, October 18, 2014

Kelly/Shorts Stadium

Mount Pleasant, Mich.



	1	2	3	4	Total
Ball State	13	13	3	3	32
Central Michigan	7	7	7	8	29

	BSU	CMU
Score	32	29
FIRST DOWNS	24	24
RUSHES-YARDS (NET)	38-89	37-181
PASSING YDS (NET)	198	245
Passes Att-Comp-Int	38-21-0	32-20-2
TOTAL OFFENSE PLAYS-YARDS	76-287	69-426
Fumble Returns-Yards	1-12	0-0
Punt Returns-Yards	0-0	1-13
Kickoff Returns-Yards	4-52	6-159
Interception Returns-Yards	2-43	0-0
Punts (Number-Avg)	4-38.2	3-40.3
Fumbles-Lost	1-1	3-3
Penalties-Yards	4-25	10-91
Possession Time	30:37	29:23
Third-Down Conversions	5 of 14	6 of 11
Fourth-Down Conversions	1 of 1	0 of 1
Red-Zone Scores-Chances	4-4	3-5

Ball State

Rushing	No.	Gain	Loss	Net	TD	Lg	Avg
EDWARDS, Jahwan	32	105	7	98	2	18	3.1
WILLIAMSON, T.	1	2	0	2	0	2	2.0
TEAM	1	0	2	-2	0	0	-2.0
MILAS, Jack	4	8	17	-9	0	8	-2.2

Passing	C-A-I	Yds	TD	Long	Sack
MILAS, Jack	21-38-0	198	1	40	2

Receiving	No.	Yards	TD	Long
MABON, KeVonn	7	99	1	40
LACANARIA, C.	5	37	0	15
WILLIAMS, Jord.	4	26	0	9
SHILLINGS, C.	2	19	0	10

Punting	No.	Yds	Avg	Long	In20	TB
SCHMIDT, Kyle	3	114	38.0	54	0	0
SECOR, Scott	1	39	39.0	39	0	0

Punt Returns	No.	Yards	TD	Long
--------------	-----	-------	----	------

Kick Returns	No.	Yards	TD	Long
PATTERSON, Eric	2	36	0	20
HEPP, Aaron	1	0	0	0

Tackles	UA-A	Total	Sacks	TFL
PATTERSON, Eric	9-1	10	0.0	0.0
INGLE, Ben	3-3	6	0.0	0.0
CROMARTIE, D.	4-1	5	0.0	0.0

Central Michigan

Rushing	No.	Gain	Loss	Net	TD	Lg	Avg
RAWLS, Thomas	32	168	1	167	1	37	5.2
RUSH, Cooper	4	22	11	11	0	8	2.8
WALKER, Martez	1	3	0	3	0	3	3.0

Passing	C-A-I	Yds	TD	Long	Sack
RUSH, Cooper	20-32-2	245	3	31	1

Receiving	No.	Yards	TD	Long
DAVIS, Titus	10	128	2	31
RICE, Anthony	3	42	0	23
BUTLER, Deon	3	34	0	17
McCORM, Ben	1	27	0	27

Punting	No.	Yds	Avg	Long	In20	TB
COLUZZI, Ron	3	121	40.3	43	2	1

Punt Returns	No.	Yards	TD	Long
COLEMAN, Amari	1	13	0	13

Kick Returns	No.	Yards	TD	Long
COLEMAN, Amari	5	136	0	38
WILLIAMS, Courtin	1	23	0	23

Tackles	UA-A	Total	Sacks	TFL
ANNESE, Tony	6-2	8	0.0	1.5
OSTMAN, Joe	2-6	8	0.0	0.5
CHEROCCI, Justin	5-2	7	0.0	2.0

Qtr	Time	Scoring Play	V-H
1st	11:43	BSU - EDWARDS, Jahwan 7 yd run (SECOR, Scott kick blocked), 10-80 3:17	6 - 0
	09:04	CMU - RAWLS, Thomas 5 yd run (EAVEY, Brian kick), 6-67 2:31	6 - 7
	06:11	BSU - MABON, KeVonn 40 yd pass from MILAS, Jack (SECOR, Scott kick), 7-75 2:53	13 - 7
2nd	14:55	BSU - SECOR, Scott 39 yd field goal, 11-59 4:41	16 - 7
	07:03	CMU - BACCI, Joe 1 yd pass from RUSH, Cooper (EAVEY, Brian kick), 9-35 4:15	16 - 14
	02:55	BSU - SECOR, Scott 37 yd field goal, 11-35 4:06	19 - 14
	01:14	BSU - EDWARDS, Jahwan 1 yd run (SECOR, Scott kick), 2-1 0:38	26 - 14
3rd	12:01	CMU - DAVIS, Titus 27 yd pass from RUSH, Cooper (EAVEY, Brian kick), 6-61 2:53	26 - 21
	01:02	BSU - SECOR, Scott 20 yd field goal, 9-28 3:16	29 - 21
4th	02:22	CMU - DAVIS, Titus 8 yd pass from RUSH, Cooper (KROLL, Jesse pass from RUSH, Cooper), 4-53 1:42	29 - 29

MOUNT PLEASANT, Mich. - Ball State's Scott Secor kicked a career-long 55-yard field goal with the wind at his back with 17 seconds remaining Saturday as Central Michigan fell to the Cardinals, 32-29, in a Mid-American Conference football game at Kelly/Shorts Stadium.

Central Michigan committed five turnovers and was penalized 10 times for 91 yards to drop to 4-4 overall, 2-2 in the MAC.

Ball State, 2-5, 1-2, snapped a five-game losing streak.

Thomas Rawls rushed for 167 yards and a touchdown on 32 carries and quarterback Cooper Rush completed 20-of-32 passes for 245 yards and three touchdowns to lead CMU.

Titus Davis matched his career-high with 10 catches for 128 yards and two TDs for the Chippewas.

Rush was intercepted twice and fumbled once, and Rawls fumbled twice.

Ball State quarterback Jack Milas, a freshman making just his second start, was 21-for-38 passing for 198 yards and a TD. Milas led the Cardinals on the game-winning drive, which began at their 34-yard line with 2 minutes, 16 seconds remaining.

That came after CMU had seized the momentum on Rush's 8-yard TD pass to Davis and his two-point conversion toss to Jesse Kroll that tied it at 29-29 with 2:22 to play.

Central Michigan outgained the Cardinals in total yardage, 426-287, but simply could not overcome the rash of early penalties and the turnovers.

CMU committed three penalties during Ball State's opening drive which resulted in a Jahwan Edward 7-yard TD run and a 6-0 lead.

The Chippewas answered on their opening drive, a six-play, 67-yarder that ended in a Rawls' 5-yard TD run. Brian Eavey's extra point kick gave CMU a 7-6 lead, their only advantage of the game.

Ball State took the lead for good, 13-7, when Milas connected with KeVonn Mabon on a 40-yard TD pass-play midway through the opening quarter.

A 39-yard Secor field goal on the second play of the second quarter extended the Cardinals' advantage to 16-7. Secor would later add a 37-yard field goal offset by a 1-yard Rush-to-Joe Bacci TD pass that left Ball State up, 16-14, late in the second quarter.

With under two minutes remaining in the half, Rush was sacked by Darnell Smith and fumbled. Michael Ayers scooped up the ball at CMU's 13 and returned to the 1. Two plays later, Edwards, who finished with 98 yards on 32 carries, scored to extend Ball State's lead to 26-14 at halftime.

The Chippewas drew to 26-21 when Rush tossed a 27-yard TD pass to Davis to cap their opening drive of the second half. A 20-yard Secor field goal late in the third made it 29-21.

GAME 9

CENTRAL MICHIGAN AT BUFFALO

Saturday, October 25, 2014

UB Stadium

Buffalo, N.Y.



	1	2	3	4	Total
Central Michigan	7	7	0	6	20
Buffalo	0	7	7	0	14

	CMU	UB
Score	20	14
FIRST DOWNS	21	15
RUSHES-YARDS (NET)	49-110	22-38
PASSING YDS (NET)	231	233
Passes Att-Comp-Int	24-14-1	37-21-2
TOTAL OFFENSE PLAYS-YARDS	73-341	59-271
Fumble Returns-Yards	0-0	0-0
Punt Returns-Yards	1-0	0-0
Kickoff Returns-Yards	2-40	2-81
Interception Returns-Yards	2-0	1-0
Punts (Number-Avg)	4-47.2	4-40.5
Fumbles-Lost	3-1	1-0
Penalties-Yards	8-49	3-40
Possession Time	36:25	23:35
Third-Down Conversions	6 of 14	5 of 13
Fourth-Down Conversions	3 of 4	1 of 3
Red-Zone Scores-Chances	3-4	1-1

Central Michigan

Rushing	No.	Gain	Loss	Net	TD	Lg	Avg
LAVALLII, Saylor	21	83	3	80	2	18	3.8
WALKER, Martez	16	58	1	57	0	9	3.6
RAWLS, Thomas	3	6	2	4	0	3	1.3
GARLAND, Anthony	1	3	0	3	0	3	3.0

Passing	C-A-I	Yds	TD	Long	Sack
RUSH, Cooper	14-24-1	231	1	30	5

Receiving	No.	Yards	TD	Long
DAVIS, Titus	6	100	1	28
McCORD, Ben	2	46	0	30
BUTLER, Deon	2	34	0	24
RICE, Anthony	2	16	0	12

Punting	No.	Yds	Avg	Long	In20	TB
COLUZZI, Ron	4	189	47.2	54	1	1

Punt Returns	No.	Yards	TD	Long
COLEMAN, Amari	1	0	0	0

Kick Returns	No.	Yards	TD	Long
COLEMAN, Amari	1	16	0	16
WILLIAMS, Courtnt	1	24	0	24

Tackles	UA-A	Total	Sacks	TFL
CHEROCCI, Justin	5-4	9	0.0	0.5
ANNESE, Tony	3-2	5	0.0	0.0
GREER, Brandon	3-1	4	0.0	0.0
LOPEZ, Cody	2-2	4	0.0	0.0

Buffalo

Rushing	No.	Gain	Loss	Net	TD	Lg	Avg
TAYLOR, Anthonie	14	30	5	25	0	6	1.8
LICATA, Joe	4	14	8	6	0	10	1.5
JOHNSON, Jordan	3	4	0	4	0	2	1.3
CAMPBELL, Devin	1	3	0	3	0	3	3.0

Passing	C-A-I	Yds	TD	Long	Sack
LICATA, Joe	21-35-2	233	2	34	2
WILLOUGHBY, Ron	0-1-0	0	0	0	0

Receiving	No.	Yards	TD	Long
WILLOUGHBY, Ron	4	90	1	33
TAYLOR, Anthonie	4	21	0	11
HUGHES, Devon	3	27	0	12
MARTINEZ, Jacob	3	22	0	11

Punting	No.	Yds	Avg	Long	In20	TB
GRASSMAN, Tyler	4	162	40.5	45	0	1

Punt Returns	No.	Yards	TD	Long
--------------	-----	-------	----	------

Kick Returns	No.	Yards	TD	Long
CAMPBELL, Devin	2	81	0	69

Tackles	UA-A	Total	Sacks	TFL
SKINNER, Lee	9-7	16	0.5	2.5
SHERRY, Whitney	7-8	15	0.0	0.0
REDDEN, Adam	7-3	10	2.0	3.5
STOCKMAN, Jake	3-5	8	0.0	0.0

Qtr	Time	Scoring Play	V-H
1st	10:36	CMU - LAVALLII, Saylor 4 yd run (EAVEY, Brian kick), 9-75 4:24	7 - 0
2nd	10:35	CMU - LAVALLII, Saylor 9 yd run (EAVEY, Brian kick), 7-57 3:15	14 - 0
	01:49	UB - WILLOUGHBY, Ron 28 yd pass from LICATA, Joe (CLARKE, Patrick kick), 11-67 4:37	14 - 7
3rd	13:43	UB - ROBINSON, M. 6 yd pass from LICATA, Joe (CLARKE, Patrick kick), 3-23 1:06	14 - 14
4th	08:08	CMU - DAVIS, Titus 7 yd pass from RUSH, Cooper (EAVEY, Brian kick failed), 16-98 9:29	20 - 14

BUFFALO, N.Y. - Once again, Saylor Lavallii answered the call.

So did the Central Michigan defense.

Lavallii came off the bench to rush for 80 yards and two touchdowns and the Chippewa defense stymied Buffalo's strong run game Saturday as CMU defeated the Bulls, 20-14, in a Mid-American Conference football game at UB Stadium.

CMU quarterback Cooper Rush completed 14 of 24 pass attempts for 231 yards and a touchdown. The TD went to senior Titus Davis and it broke a 14-14 tie with just over eight minutes remaining.

It was Davis' 29th career TD reception, the most in CMU history. He finished with six catches for 100 yards, and he moved into second place on the school's reception yardage list with 3,322.

CMU lost running back Thomas Rawls, the MAC's leading rusher, to a knee injury early in the first quarter. That sent Enos to the bullpen where he summoned Lavallii and sophomore Martez Walker.

Both backs have had their moments in a Chippewa uniform, particularly Lavallii. Last season, he stepped into the starting lineup when then-senior Zurlon Tipton was injured in the season opener.

Lavallii started eight games in 2013, rushing for 807 yards and five TDs. This season, he had seen his carries dwindle as Rawls established himself as a productive workhorse.

Walker, who showed flashes of potential earlier this season when he carried 10 times for 56 yards at Kansas during Rawls' absence, finished Saturday's game with 57 yards on 16 attempts.

The Lavallii-Walker combo produced 137 yards on 37 carries, in the neighborhood of what a healthy Rawls has produced week in and week out this season.

The CMU defense limited Buffalo's Anthonie Taylor to 25 yards rushing and the Bulls to 38 yards total on the ground, both season lows. Taylor entered the game averaging 132.3 yards per game, and the Bulls came in averaging 185.1 per game on the ground. CMU held Buffalo to 271 yards, also a season low.

UB quarterback Joe Licata completed 21 of 35 passes for 233 yards and two touchdowns. He was intercepted twice. Both picks - one by Josh Cox, the other by Brandon Greer - led to Chippewa touchdowns.

Greer's came late in the third quarter with Buffalo driving at the Chippewa 34. On second-and-9, Licata lofted a pass down the left sideline. Greer had perfect inside position on Buffalo receiver Devon Hughes and managed to secure the ball falling down near the 2-yard line.

CMU then went 98 yards in 16 plays, milking more than 9 minutes from the clock. It ended with Rush's 7-yard TD toss to Davis, putting CMU ahead for good.

The drive was CMU's longest of the season on all three fronts: number of plays, yardage and elapsed time.

Lavallii scored on two short bursts in the first half to stake the Chippewas to a 14-0 lead. Buffalo drew to 14-7 on a Licata 28-yard TD pass to Ron Willoughby with under two minutes to play in the half.

GAME 10

CENTRAL MICHIGAN AT EASTERN MICHIGAN

Saturday, November 1, 2014

Rynearson Stadium

Ypsilanti, Mich.



	1	2	3	4	Total
Central Michigan	14	17	0	7	38
Eastern Michigan	0	0	0	7	7

	CMU	EMU
Score	38	7
FIRST DOWNS	27	5
RUSHES-YARDS (NET)	55-278	29-21
PASSING YDS (NET)	223	76
Passes Att-Comp-Int	23-18-1	19-7-1
TOTAL OFFENSE PLAYS-YARDS	78-501	48-97
Fumble Returns-Yards	0-0	1-15
Punt Returns-Yards	1-0	1-21
Kickoff Returns-Yards	1-15	3-54
Interception Returns-Yards	1-0	1-0
Punts (Number-Avg)	4-13.0	8-33.2
Fumbles-Lost	1-1	1-1
Penalties-Yards	5-41	4-19
Possession Time	40:06	19:54
Third-Down Conversions	5 of 13	3 of 13
Fourth-Down Conversions	2 of 3	0 of 2
Red-Zone Scores-Chances	4-5	1-2

Central Michigan

Rushing	No.	Gain	Loss	Net	TD	Lg	Avg
SPALDING, Devon	18	158	4	154	2	42	8.6
LAVALLII, Saylor	24	109	4	105	2	41	4.4
WALKER, Martez	9	29	5	24	0	7	2.7
TEAM	1	0	2	-2	0	0	-2.0

Passing	C-A-I	Yds	TD	Long	Sack
RUSH, Cooper	18-23-1	223	1	23	0

Receiving	No.	Yards	TD	Long
BUTLER, Deon	5	95	0	23
DAVIS, Titus	4	51	1	16
RICE, Anthony	4	24	0	10
BACCI, Joe	2	33	0	23

Punting	No.	Yds	Avg	Long	In20	TB
COLUZZI, Ron	3	52	17.3	24	0	0
TEAM	1	0	0.0	0	0	0

Punt Returns	No.	Yards	TD	Long
COLEMAN, Amari	1	0	0	0

Kick Returns	No.	Yards	TD	Long
COLEMAN, Amari	1	15	0	15

Tackles	UA-A	Total	Sacks	TFL
FRAZIER, Kavon	3-2	5	0.0	0.0
CHEROCCI, Justin	2-3	5	1.0	1.0
PALMER, Louis	3-0	3	0.0	0.0
HAMILTON, Tim	2-1	3	0.0	0.0

Eastern Michigan

Rushing	No.	Gain	Loss	Net	TD	Lg	Avg
JACKSON, Darius	2	12	0	12	0	8	6.0
BELL, Reginald	2	13	1	12	0	13	6.0
BRUMFIELD, Ryan	7	12	3	9	0	5	1.3
HILL, Bronson	4	7	0	7	0	3	1.8

Passing	C-A-I	Yds	TD	Long	Sack
BOLDEN, Rob	7-19-1	76	1	34	3

Receiving	No.	Yards	TD	Long
RUSSELL, T.	3	59	0	34
BREWER, K.	1	7	0	7
GARDNER, Cole	1	5	0	5
JACKSON, Darius	1	4	1	4

Punting	No.	Yds	Avg	Long	In20	TB
DUBIEL, Owen	7	231	33.0	54	1	0
MULDER, Dylan	1	35	35.0	35	1	0

Punt Returns	No.	Yards	TD	Long
HOUSTON, Amos	1	21	0	0

Kick Returns	No.	Yards	TD	Long
ALLEN, Tyler	2	32	0	25
JONES, Kenny	1	22	0	22

Tackles	UA-A	Total	Sacks	TFL
JOHNSON, Kevin	8-6	14	0.0	2.0
BECK, Jason	5-7	12	0.0	0.0
IBE, GREAT	6-3	9	0.0	1.0
ZAPPONE, A.	6-3	9	0.0	0.5

Qtr	Time	Scoring Play	V-H
1st	11:45	CMU - LAVALLII, Saylor 41 yd run (EAVEY, Brian kick), 3-63 1:10	7 - 0
	05:23	CMU - LAVALLII, Saylor 1 yd run (EAVEY, Brian kick), 9-64 4:50	14 - 0
2nd	11:25	CMU - SPALDING, Devon 42 yd run (EAVEY, Brian kick), 7-64 3:52	21 - 0
	03:28	CMU - DAVIS, Titus 15 yd pass from RUSH, Cooper (EAVEY, Brian kick), 4-43 1:52	28 - 0
	00:00	CMU - EAVEY, Brian 28 yd field goal, 8-39 1:45	31 - 0
4th	14:32	CMU - SPALDING, Devon 6 yd run (EAVEY, Brian kick), 12-83 5:00	38 - 0
	03:16	EMU - JACKSON, Darius 4 yd pass from BOLDEN, Rob (MULDER, Dylan kick), 3-6 1:06	38 - 7

YPSILANTI, Mich. - Devon Spaulding and Saylor Lavallii combined to run for 259 yards and four touchdowns Saturday as Central Michigan dominated Eastern Michigan, 38-7, in a Mid-American Conference football game at Rynearson Stadium.

CMU took command early, scoring on its first two possessions, and it finished the day with 501 total yards while holding the Eagles to a season-low 97, including just 21 on the ground.

"I thought the story of the day was our defense," CMU coach Dan Enos said. "I thought our defense played extremely well, bottled up a very explosive offense and quarterback-run game. Our offense did a nice job of running the ball and staying balanced. It was a good team win."

Spaulding, a freshman who had logged just 55 yards on 22 carries entering the game, finished with 154 yards on 18 attempts. He scored on runs of 42 and 6 yards, the latter of which came on the second play of the fourth quarter and made it 38-0.

Lavallii finished with 105 yards on 24 attempts, notching his first 100-yard game since October, 2013. Both of his TDs came in the first quarter -- the first covering 41 yards, the second 1 yard -- staking the Chippewas to a 14-0 lead.

"Saylor ran hard again, very effective," Enos said. "I've been telling everybody that Devon Spaulding is going to be good. We've been waiting for that game from him and I was really happy for him."

CMU quarterback Cooper Rush turned in another efficient performance, completing 18-of-23 passes for 223 yards and a touchdown.

The TD pass covered 15 yards and went to a leaping Titus Davis. It was the 30th TD reception of Davis' brilliant CMU career.

It was another in a line of solid performances by Rush, a sophomore who continues to improve and become more consistent. He threw for 231 yards in last week's 20-14 victory at Buffalo in a game played, like Saturday's at Eastern, in very windy conditions.

"He's very efficient," Enos said. "He's done a nice job, made some big throws. That throw he made to Titus into this 30 mph wind, into traffic. Some of the throws that he's made into the wind have just amazed me the last two weeks. He just continues to get better."

As do the Chippewas, particularly on defense. The MAC's top-ranked defense limited the Eagles to five first downs, forced eight punts and held EMU to an average of 2 yards per play.

A 4-yard Rob Bolden-to-Darius Jackson touchdown pass with under 4 minutes to play spoiled CMU's shutout bid. The TD was set up by a blocked punt that gave the Eagles possession on the CMU 6-yard line.

"You know, at the end of the day, we just want to win," said CMU defensive tackle Leterrius Walton, who had one of the Chippewas' three sacks. "Regardless of the situation, we want to win the game. Our defense, we love it. We take pride in wanting to be the best defense in the MAC."

Senior tight end Deon Butler led the CMU receivers with a five catches for 95 yards, both career-bests.

GAME 11

MIAMI AT CENTRAL MICHIGAN

Saturday, November 15, 2014

Kelly/Shorts Stadium

Mount Pleasant, Mich.



	1	2	3	4	Total
Miami	0	13	7	7	27
Central Michigan	7	6	14	7	34

	MU	CMU
Score	27	34
FIRST DOWNS	28	23
RUSHES-YARDS (NET)	27-102	40-209
PASSING YDS (NET)	369	218
Passes Att-Comp-Int	41-24-0	23-16-1
TOTAL OFFENSE PLAYS-YARDS	68-471	63-427
Fumble Returns-Yards	0-0	0-0
Punt Returns-Yards	1-31	1-4
Kickoff Returns-Yards	4-94	4-61
Interception Returns-Yards	1-0	0-0
Punts (Number-Avg)	2-40.5	3-40.7
Fumbles-Lost	2-1	2-1
Penalties-Yards	5-37	5-38
Possession Time	29:20	30:40
Third-Down Conversions	5 of 11	4 of 8
Fourth-Down Conversions	0 of 1	0 of 0
Red-Zone Scores-Chances	3-5	4-4

Miami

Rushing	No.	Gain	Loss	Net	TD	Lg	Avg
SCOTT, Dawan	11	83	3	80	0	25	7.3
McINNIS, Spenc	3	14	0	14	0	11	4.7
WILLIAMS, R.	1	10	0	10	0	10	10.0
FRAZIER, David	1	5	0	5	0	2	5.0

Passing	C-A-I	Yds	TD	Long	Sack
HENDRIX, Andrew	24-41-0	369	2	28	3

Receiving	No.	Yards	TD	Long
WILLIAMS, R.	7	121	0	27
WELCH, Alex	6	78	0	22
FRAZIER, David	5	88	1	28
MURPHY, Jared	3	42	1	21

Punting	No.	Yds	Avg	Long	In20	TB
KÖCH, Christian	2	81	40.5	46	0	0

Punt Returns	No.	Yards	TD	Long
FRAZIER, David	1	31	0	31

Kick Returns	No.	Yards	TD	Long
MCRAE IV, Fred	4	94	0	47

Tackles	UA-A	Total	Sacks	TFL
HARDING, Heath	12-2	14	0.0	1.0
REID, Tony	4-5	9	0.0	0.5
DOOLEY, Josh	3-2	5	0.0	0.5
CLIFTON, Tre	2-3	5	0.0	0.5

Central Michigan

Rushing	No.	Gain	Loss	Net	TD	Lg	Avg
SPALDING, Devon	22	152	5	147	2	51	6.7
LAVALLII, Saylor	11	40	5	35	0	8	3.2
RAWLS, Thomas	3	19	3	16	0	12	5.3
DAVIS, Titus	1	15	0	15	0	15	15.0

Passing	C-A-I	Yds	TD	Long	Sack
RUSH, Cooper	16-23-1	218	3	29	1

Receiving	No.	Yards	TD	Long
DAVIS, Titus	8	102	3	28
RICE, Anthony	2	33	0	29
BACCI, Joe	2	23	0	16
KROLL, Jesse	1	23	0	23

Punting	No.	Yds	Avg	Long	In20	TB
COLUZZI, Ron	3	122	40.7	45	0	1

Punt Returns	No.	Yards	TD	Long
COLEMAN, Amari	1	4	0	4

Kick Returns	No.	Yards	TD	Long
COLEMAN, Amari	2	33	0	18
HAMILTON, Tim	1	6	0	6

Tackles	UA-A	Total	Sacks	TFL
CHEROCCI, Justin	9-1	10	2.0	2.0
ANNESE, Tony	5-3	8	0.0	0.0
WILSON, Jason	5-1	6	0.0	0.0
SERPA, Blake	4-1	5	0.0	2.0

Qtr	Time	Scoring Play	V-H
1st	03:53	CMU - DAVIS, Titus 6 yd pass from RUSH, Cooper (EAVEY, Brian kick), 10-80 5:28	0 - 7
2nd	11:12	MU - PATTERSON, K. 26 yd field goal, 13-66 7:41	3 - 7
	08:09	MU - FRAZIER, David 28 yd pass from HENDRIX, Andrew (PATTERSON, K. kick), 2-50 0:45	10 - 7
	02:10	CMU - DAVIS, Titus 6 yd pass from RUSH, Cooper (EAVEY, Brian kick failed), 11-78 5:59	10 - 13
	00:05	MU - PATTERSON, K. 41 yd field goal, 8-58 2:05	13 - 13
3rd	06:44	CMU - SPALDING, Devon 2 yd run (EAVEY, Brian kick), 10-69 4:31	13 - 20
	04:18	MU - MURPHY, Jared 9 yd pass from HENDRIX, Andrew (PATTERSON, K. kick), 5-48 2:26	20 - 20
	03:08	CMU - SPALDING, Devon 51 yd run (EAVEY, Brian kick), 3-70 1:10	20 - 27
4th	13:31	MU - MURPHY, Jared 10 yd run (PATTERSON, K. kick), 9-78 4:37	27 - 27
	10:03	CMU - DAVIS, Titus 9 yd pass from RUSH, Cooper (EAVEY, Brian kick), 7-70 3:28	27 - 34

MOUNT PLEASANT, Mich. - Cooper Rush threw three touchdown passes to Titus Davis and freshman Devon Spalding came off the bench to run for 147 yards and two scores Saturday as Central Michigan held on beat Miami, 34-27, in a Maid-American Conference football game at Kelly/Shorts Stadium.

The Chippewas (7-4, 5-2 MAC) have won three straight games and five of their last six. They close the regular season on Saturday, Nov. 22, at home against rival Western Michigan (7-3, 5-1).

The Chippewa defense was again solid against the run, holding the RedHawks to 102 yards on the ground. But Miami quarterback Andrew Hendrix threw for 369 yards - the most by a CMU opponent this season - and two touchdowns to keep the RedHawks in it right to the very end.

And beyond.

"I'm proud of our guys - we found a way to win," CMU coach Dan Enos said. "It was ugly at times, but that's college football week to week. I have to give Miami a lot of credit. Their coaching staff did a great job, the guys played extremely hard. I thought their quarterback was very, very good. He made a lot of good plays for them."

Rush, who completed 16-of-23 passes for 218 yards, tossed a 9-yard TD pass to Davis with 10 minutes, 3 seconds remaining to break a 27-27 tie.

Davis finished with eight catches for 102 yards. His three TD receptions tied the CMU single-game mark.

Protecting that one-touchdown lead, Central Michigan faced a fourth down at the Miami 41 with 2:00 remaining. The Chippewas needed less than 2 feet for the first down, but Enos elected to punt. The punt went for a touchback and gave Hendrix and the RedHawks the ball at their own 20 with 1:52 remaining.

"If we would have been at the 30 or inside there, we probably would have gone for it (on fourth down)," Enos said. "But at the 41 -- and I know we hadn't been stopping them, but I thought we (could get) a punt down there inside the 10 and at least make them go 90 yards to score a touchdown to tie it. I thought that was a smart play at that time."

Hendrix drove Miami to the CMU 1-yard line with 10 seconds remaining. A sack by Justin Cherocci pushed Miami back to the 9, and four incompletions later, the game was over.

"They were first-and-goal on the 2 and Justin Cherocci makes that play," Enos said. "It was a great call by our defensive staff at that time. That, to me, was the big play of the game."

Three times in the game's final seven plays, CMU was flagged for pass interference in the end zone, the last time giving the RedHawks one final shot from the 2 with no time showing on the clock.

It was the second consecutive big week for Spalding, who had 154 yards and two TDs two weeks ago in a 38-7 win at Eastern Michigan. The freshman has yet to draw a start, but is firmly in the rotation of three or four featured backs that Enos employs on most weeks.

GAME 12

WESTERN MICHIGAN AT CENTRAL MICHIGAN

Saturday, November 22, 2014

Kelly/Shorts Stadium

Mount Pleasant, Mich.



	1	2	3	4	Total
Western Michigan	0	22	3	7	32
Central Michigan	14	3	0	3	20

	WMU	CMU
Score	32	20
FIRST DOWNS	17	19
RUSHES-YARDS (NET)	37-129	23-70
PASSING YDS (NET)	233	248
Passes Att-Comp-Int	21-16-2	44-24-3
TOTAL OFFENSE PLAYS-YARDS	58-362	67-318
Fumble Returns-Yards	0-0	0-0
Punt Returns-Yards	1-6	1--8
Kickoff Returns-Yards	3-77	6-116
Interception Returns-Yards	3-4	2-35
Punts (Number-Avg)	4-38.0	4-36.2
Fumbles-Lost	2-1	1-1
Penalties-Yards	6-67	3-30
Possession Time	29:12	30:48
Third-Down Conversions	4 of 11	6 of 15
Fourth-Down Conversions	0 of 0	0 of 2
Red-Zone Scores-Chances	4-4	3-3

Western Michigan

Rushing	No.	Gain	Loss	Net	TD	Lg	Avg
FRANKLIN, J	18	79	2	77	1	19	4.3
CHANCE, Dareyon	11	48	0	48	0	21	4.4
TERRELL, Zach	5	24	16	8	0	17	1.6
TEAM	3	0	4	-4	0	0	-1.3

Passing	C-A-I	Yds	TD	Long	Sack
TERRELL, Zach	15-20-2	222	3	63	2
BRAVERMAN, D	1-1-0	11	0	11	0

Receiving	No.	Yards	TD	Long
DAVIS, Corey	9	104	2	33
BRAVERMAN, D	5	117	0	63
BOYDEN, Eric	1	9	1	9
PHILLIPS, D	1	3	0	3

Punting	No.	Yds	Avg	Long	In20	TB
SCHROEDER, J.	4	152	38.0	47	3	0

Punt Returns	No.	Yards	TD	Long
BRAVERMAN, D	1	6	0	6

Kick Returns	No.	Yards	TD	Long
PHILLIPS, D	2	53	0	30
CHANCE, Dareyon	1	24	0	24

Tackles	UA-A	Total	Sacks	TFL
CURRIE, Justin	6-1	7	0.0	0.0
CELSICAR, D	6-0	6	0.0	0.0
SPILLANE, R	3-3	6	1.0	1.5
DEPALMA, Grant	4-1	5	0.0	0.0

Central Michigan

Rushing	No.	Gain	Loss	Net	TD	Lg	Avg
RAWLS, Thomas	19	80	4	76	0	22	4.0
SPALDING, Devon	3	3	0	3	0	1	1.0
RUSH, Cooper	1	0	9	-9	0	0	-9.0

Passing	C-A-I	Yds	TD	Long	Sack
RUSH, Cooper	24-44-3	248	2	27	1

Receiving	No.	Yards	TD	Long
BUTLER, Deon	7	83	1	25
DAVIS, Titus	5	88	0	27
KROLL, Jesse	3	19	0	7
LAVALLEE, Saylor	2	16	0	10

Punting	No.	Yds	Avg	Long	In20	TB
COLUZZI, Ron	4	145	36.2	52	2	0

Punt Returns	No.	Yards	TD	Long
COLEMAN, Amari	1	-8	0	0

Kick Returns	No.	Yards	TD	Long
COLEMAN, Amari	6	116	0	29

Tackles	UA-A	Total	Sacks	TFL
WILSON, Jason	8-0	8	0.0	0.0
SERPA, Blake	5-1	6	1.0	1.0
DEAN, Jabari	3-2	5	1.0	2.0
CHEROCCI, Justin	2-3	5	0.0	0.0

Qtr	Time	Scoring Play	V-H
1st	10:22	CMU - BUTLER, Deon 18 yd pass from RUSH, Cooper (EAVEY, Brian kick), 8-78 4:38	0 - 7
	02:54	CMU - McCORD, Ben 6 yd pass from RUSH, Cooper (EAVEY, Brian kick), 10-58 5:36	0 - 14
2nd	11:57	WMU - FRANKLIN, J 2 yd run (MOULTON, Alec rush), 11-72 5:57	8 - 14
	07:11	WMU - BOYDEN, Eric 9 yd pass from TERRELL, Zach (HALDEMAN, A kick), 7-87 3:42	15 - 14
	04:32	CMU - EAVEY, Brian 43 yd field goal, 6-27 2:39	15 - 17
	00:41	WMU - DAVIS, Corey 33 yd pass from TERRELL, Zach (HALDEMAN, A kick), 3-98 0:58	22 - 17
3rd	00:59	WMU - HALDEMAN, A 19 yd field goal, 6-44 2:39	25 - 17
4th	09:57	CMU - EAVEY, Brian 37 yd field goal, 7-28 2:45	25 - 20
	05:47	WMU - DAVIS, Corey 7 yd pass from TERRELL, Zach (HALDEMAN, A kick), 2-2 0:49	32 - 20

MOUNT PLEASANT, Mich. - Central Michigan jumped to a 14-0 lead on archrival Western Michigan after one quarter Saturday at Kelly/Shorts Stadium.

Then, things went south.

Western quarterback Zach Terrell threw for 222 yards and three touchdowns and the Chippewas committed three turnovers in falling to the Broncos, 32-20.

It was a bitterly disappointing loss for the Chippewas, who saw several seniors play their final game at Kelly/Shorts Stadium. Those seniors were introduced along with some of their respective family members on the field before the game.

Two critical plays helped swing the game in the Broncos' favor.

The first came with CMU holding a 17-15 lead, and Chippewa punter Ron Coluzzi pinned the Broncos on their own 2-yard line with just 1 minute, 39 seconds to play in the first half.

Terrell connected with wide receiver Daniel Braverman for a 63-yard gain to the CMU 33. Terrell then connected with Corey Davis on a 33-yard TD pass to put the Broncos in front, 22-17, swinging momentum to the Broncos' side.

The second critical play came with 3:21 remaining. With Western leading, 25-20, CMU freshman Amari Coleman attempted to field a punt inside his own 10-yard line.

Coleman muffed the punt and Western recovered at the Chippewa 2. Two plays later, Terrell and Davis connected again for a TD that effectively put the game out of reach. Davis, the brother of CMU wideout Titus Davis, finished with nine catches for 104 yards.

"Amari has done a fabulous job for us and he will have a future doing it. NFL players fumble punts, great players do, and it's just one of those things. It just happened at a very inopportune time, obviously."

Chippewa quarterback Cooper Rush completed 24-of-44 pass attempts for 248 yards and two TDs. His scoring strikes covered 18 yards to Deon Butler and 6 yards to Ben McCord and gave the Chippewas a 14-0 lead with just under three minutes remaining in the first quarter.

Butler finished with a career-best seven catches for 83 yards, while Titus Davis had 88 yards on five receptions.

The Broncos held CMU to 70 yards rushing -- the Chippewas' second-lowest output of the season -- and it finished with net zero yards on the ground in the final two quarters. Thomas Rawls finished with 76 yards on 19 carries.

After the Chippewas dominated the first quarter, Western got a 2-yard TD run from Jarvion Franklin and a 9-yard Terrell-to-Eric Boyden TD pass to seize a 15-14 lead as the Broncos converted a two-point conversion after their first score.

Brian Eavey put CMU back on top, 17-15, with a career-long 43-yard field goal with 4 minutes, 32 seconds to play in the first half.

Andrew Haldeman kicked a 19-yard field goal and Eavey answered with a 37-yarder early in the fourth to leave it 25-20, Western.

2014 CMU Football
Central Michigan Overall Team Statistics (as of Nov 22, 2014)
All games

Team Statistics	CMU	OPP
SCORING	302	278
Points Per Game	25.2	23.2
Points Off Turnovers	135	144
FIRST DOWNS	259	218
Rushing	111	81
Passing	128	116
Penalty	20	21
RUSHING YARDAGE	1904	1437
Yards gained rushing	2207	1715
Yards lost rushing	303	278
Rushing Attempts	475	394
Average Per Rush	4.0	3.6
Average Per Game	158.7	119.8
TDs Rushing	19	13
PASSING YARDAGE	2664	2537
Comp-Att-Int	215-337-12	218-381-14
Average Per Pass	7.9	6.7
Average Per Catch	12.4	11.6
Average Per Game	222.0	211.4
TDs Passing	20	19
TOTAL OFFENSE	4568	3974
Total Plays	812	775
Average Per Play	5.6	5.1
Average Per Game	380.7	331.2
KICK RETURNS: #-Yards	38-750	42-913
PUNT RETURNS: #-Yards	18-75	12-158
INT RETURNS: #-Yards	14-94	12-137
KICK RETURN AVERAGE	19.7	21.7
PUNT RETURN AVERAGE	4.2	13.2
INT RETURN AVERAGE	6.7	11.4
FUMBLES-LOST	21-14	16-6
PENALTIES-Yards	62-515	62-516
Average Per Game	42.9	43.0
PUNTS-Yards	53-1999	55-2166
Average Per Punt	37.7	39.4
Net punt average	32.8	37.7
KICKOFFS-Yards	60-3620	59-3524
Average Per Kick	60.3	59.7
Net kick average	38.5	39.0
TIME OF POSSESSION/Game	33:28	26:32
3RD-DOWN Conversions	64/149	63/164
3rd-Down Pct	43%	38%
4TH-DOWN Conversions	6/14	9/19
4th-Down Pct	43%	47%
SACKS BY-Yards	20-127	24-168
MISC YARDS	-5	0
TOUCHDOWNS SCORED	40	33
FIELD GOALS-ATTEMPTS	8-11	15-21
ON-SIDE KICKS	0-0	1-1
RED-ZONE SCORES	(39-47) 83%	(33-40) 82%
RED-ZONE TOUCHDOWNS	(32-47) 68%	(23-40) 57%
PAT-ATTEMPTS	(36-39) 92%	(29-31) 94%
ATTENDANCE	97838	147106
Games/Avg Per Game	6/16306	6/24518
Neutral Site Games		0/0

Score by Quarters	1st	2nd	3rd	4th	OT	Total
Central Michigan	101	64	79	58	0	302
Opponents	36	109	66	67	0	278

2014 CMU Football
Central Michigan Overall Individual Statistics (as of Nov 22, 2014)
All games

Rushing	gp	att	gain	loss	net	avg	td	lg	avg/g
RAWLS, Thomas	9	210	1133	30	1103	5.3	10	46	122.6
SPALDING, Devon	10	65	375	16	359	5.5	4	51	35.9
LAVALLII, Saylor	12	80	313	23	290	3.6	4	41	24.2
WALKER, Martez	10	53	206	9	197	3.7	1	18	19.7
DAVIS, Titus	9	3	20	0	20	6.7	0	15	2.2
KROLL, Jesse	12	3	16	0	16	5.3	0	8	1.3
RICE, Anthony	12	1	12	0	12	12.0	0	12	1.0
SHOEMAKER, Maurice	3	4	11	0	11	2.8	0	5	3.7
CHAPMAN, Mark	6	1	4	0	4	4.0	0	4	0.7
GARLAND, Anthony	9	6	17	17	0	0.0	0	11	0.0
WILLIS, Corey	8	1	0	1	-1	-1.0	0	0	-0.1
TEAM	8	9	0	14	-14	-1.6	0	0	-1.8
COLUZZI, Ron	12	1	0	16	-16	-16.0	0	0	-1.3
RUSH, Cooper	12	38	100	177	-77	-2.0	0	19	-6.4
Total	12	475	2207	303	1904	4.0	19	51	158.7
Opponents	12	394	1715	278	1437	3.6	13	74	119.8

Passing	gp	effc	comp-att-int	pct	yds	td	lg	avg/g
RUSH, Cooper	12	142.66	215-337-12	63.8	2664	20	65	222.0
Total	12	142.66	215-337-12	63.8	2664	20	65	222.0
Opponents	12	122.26	218-381-14	57.2	2537	19	70	211.4

Receiving	gp	no.	yds	avg	td	lg	avg/g
DAVIS, Titus	9	54	843	15.6	9	53	93.7
KROLL, Jesse	12	32	473	14.8	4	39	39.4
RICE, Anthony	12	27	289	10.7	1	65	24.1
BUTLER, Deon	12	26	355	13.7	1	25	29.6
BACCI, Joe	12	12	127	10.6	1	23	10.6
WILLIAMS, Courtney	12	11	116	10.5	1	26	9.7
LAVALLII, Saylor	12	11	81	7.4	0	23	6.8
McCORD, Ben	12	10	124	12.4	3	30	10.3
RAWLS, Thomas	9	10	93	9.3	0	40	10.3
WILLIS, Corey	8	7	70	10.0	0	16	8.8
KINVILLE, Mike	12	6	43	7.2	0	11	3.6
WALKER, Martez	10	3	10	3.3	0	6	1.0
SHOEMAKER, Maurice	3	2	14	7.0	0	10	4.7
THOMAS, Trevor	6	1	11	11.0	0	11	1.8
CHAPMAN, Mark	6	1	9	9.0	0	9	1.5
SPALDING, Devon	10	1	6	6.0	0	6	0.6
GARLAND, Anthony	9	1	0	0.0	0	0	0.0
Total	12	215	2664	12.4	20	65	222.0
Opponents	12	218	2537	11.6	19	70	211.4

Punt Returns	no.	yds	avg	td	lg
COLEMAN, Amari	8	15	1.9	0	13
LAVALLII, Saylor	5	-3	-0.6	0	3
DAVIS, Titus	3	67	22.3	0	66
CHAPMAN, Mark	2	-4	-2.0	0	0
Total	18	75	4.2	0	66
Opponents	12	158	13.2	0	31

Interceptions	no.	yds	avg	td	lg
GREER, Brandon	3	57	19.0	1	57
ANNESE, Tony	3	0	0.0	0	0
KING, Kevin	2	0	0.0	0	0
WILSON, Jason	2	35	17.5	0	35
SERPA, Blake	1	2	2.0	0	2
COX, Josh	1	0	0.0	0	0
WALLER, Tyree	1	0	0.0	0	0
STANITZEK, Mitch	1	0	0.0	0	0
Total	14	94	6.7	1	57
Opponents	12	137	11.4	0	44

Kick Returns	no.	yds	avg	td	lg
COLEMAN, Amari	19	433	22.8	0	50
WILLIAMS, Courtney	9	169	18.8	0	24
SPALDING, Devon	5	54	10.8	0	20
WILLIS, Corey	2	46	23.0	0	25
WALKER, Martez	2	42	21.0	0	25
HAMILTON, Tim	1	6	6.0	0	6
Total	38	750	19.7	0	50
Opponents	42	913	21.7	0	69

Fumble Returns	no.	yds	avg	td	lg
Total	0	0	0.0	0	0
Opponents	4	77	19.2	1	36

2014 CMU Football

Central Michigan Overall Individual Statistics (as of Nov 22, 2014)

All games

Scoring	td	fg	PAT				dxp	saf	pts
			kick	rush	rcv	pass			
RAWLS, Thomas	10	-	-	-	-	-	-	-	60
EAVEY, Brian	-	8-9	34-36	-	-	-	-	-	58
DAVIS, Titus	9	-	-	-	-	-	-	-	54
KROLL, Jesse	4	-	-	-	1	-	-	-	26
SPALDING, Devon	4	-	-	-	-	-	-	-	24
LAVALLII, Saylor	4	-	-	-	-	-	-	-	24
McCORD, Ben	3	-	-	-	-	-	-	-	18
GREER, Brandon	1	-	-	-	-	-	-	-	6
BUTLER, Deon	1	-	-	-	-	-	-	-	6
WALKER, Martez	1	-	-	-	-	-	-	-	6
BACCI, Joe	1	-	-	-	-	-	-	-	6
RICE, Anthony	1	-	-	-	-	-	-	-	6
WILLIAMS, Courtney	1	-	-	-	-	-	-	-	6
COLUZZI, Ron	-	0-2	2-3	-	-	-	-	-	2
RUSH, Cooper	-	-	-	-	-	1-1	-	-	0
Total	40	8-11	36-39	-	1	1-1	-	-	302
Opponents	33	15-21	29-31	1-1	1	1-1	-	1	278

Total Offense	g	plays	rush	pass	total	avg/g
RUSH, Cooper	12	375	-77	2664	2587	215.6
RAWLS, Thomas	9	210	1103	0	1103	122.6
SPALDING, Devon	10	65	359	0	359	35.9
LAVALLII, Saylor	12	80	290	0	290	24.2
WALKER, Martez	10	53	197	0	197	19.7
DAVIS, Titus	9	3	20	0	20	2.2
KROLL, Jesse	12	3	16	0	16	1.3
RICE, Anthony	12	1	12	0	12	1.0
SHOEMAKER, Maurice	3	4	11	0	11	3.7
CHAPMAN, Mark	6	1	4	0	4	0.7
WILLIS, Corey	8	1	-1	0	-1	-0.1
TEAM	8	9	-14	0	-14	-1.8
COLUZZI, Ron	12	1	-16	0	-16	-1.3
Total	12	812	1904	2664	4568	380.7
Opponents	12	775	1437	2537	3974	331.2

Field Goals	fg	pct.	01-19	20-29	30-39	40-49	50-99	lg	blk
COLUZZI, Ron	0-2	0.0	0-0	0-1	0-0	0-1	0-0	0	1
EAVEY, Brian	8-9	88.9	0-0	5-5	2-2	1-1	0-1	43	0

FG Sequence	Central Michigan	Opponents
Chattanooga	43,23	(47)
Purdue	(23)	47,(42)
Syracuse	(26)	42,(23),45
Kansas	(37)	(27),35
Toledo	-	(32),(21)
Ohio	-	(24)
Northern Illinois	(25),50,(23)	(24),39
Ball State	-	(39),(37),(20),(55)
Buffalo	-	-
Eastern Michigan	(28)	-
Miami	-	23,(26),(41)
Western Michigan	(42),(27)	(40)

Punting	no.	yds	avg	lg	tb	fc	i20	50+	blk
COLUZZI, Ron	48	1877	39.1	57	5	12	18	8	0
MILLS, Matt	4	122	30.5	44	0	0	0	0	0
TEAM	1	0	0.0	0	0	0	0	0	1
Total	53	1999	37.7	57	5	12	18	8	1
Opponents	55	2166	39.4	65	1	13	16	5	0

Kickoffs	no.	yds	avg	tb	ob	retn	net	ydln
COLUZZI, Ron	54	3261	60.4	16	2			
EAVEY, Brian	6	359	59.8	0	0			
Total	60	3620	60.3	16	2	21.7	38.5	26
Opponents	59	3524	59.7	19	1	19.7	39.0	26

2014 CMU Football
Central Michigan Overall Individual Statistics (as of Nov 22, 2014)
All games

All Purpose	g	rush	rcv	pr	kr	ir	total	avg/g
RAWLS, Thoma	9	1103	93	0	0	0	1196	132.9
DAVIS, Titus	9	20	843	67	0	0	930	103.3
KROLL, Jesse	12	16	473	0	0	0	489	40.8
COLEMAN, Ama	9	0	0	15	433	0	448	49.8
SPALDING, Dev	10	359	6	0	54	0	419	41.9
LAVALLII, Saylo	12	290	81	-3	0	0	368	30.7
BUTLER, Deon	12	0	355	0	0	0	355	29.6
RICE, Anthony	12	12	289	0	0	0	301	25.1
WILLIAMS, Cour	12	0	116	0	169	0	285	23.8
WALKER, Marte	10	197	10	0	42	0	249	24.9
BACCI, Joe	12	0	127	0	0	0	127	10.6
McCORD, Ben	12	0	124	0	0	0	124	10.3
WILLIS, Corey	8	-1	70	0	46	0	115	14.4
GREER, Brando	12	0	0	0	0	57	57	4.8
KINVILLE, Mike	12	0	43	0	0	0	43	3.6
WILSON, Jason	10	0	0	0	0	35	35	3.5
SHOEMAKER,	3	11	14	0	0	0	25	8.3
THOMAS, Trevo	6	0	11	0	0	0	11	1.8
CHAPMAN, Mar	6	4	9	-4	0	0	9	1.5
HAMILTON, Tim	12	0	0	0	6	0	6	0.5
SERPA, Blake	12	0	0	0	0	2	2	0.2
TEAM	8	-14	0	0	0	0	-14	-1.8
COLUZZI, Ron	12	-16	0	0	0	0	-16	-1.3

2014 CMU Football
Central Michigan Overall Defensive Statistics (as of Nov 22, 2014)
All games

##	Defensive Leaders	ua	Tackles			Sacks no-yds	Pass defense			Fumbles rcv-yds	blkd		saf
			a	tot	tfl/yds		int-yds	brup	qbh		ff	kick	
46	CHEROCCI, Justin	55	52	107	7.0-42	4.0-32	.	.	1	.	2	.	.
18	ANNESE, Tony	46	19	65	3.0-7	.	3-0	10	.	1-0	.	.	.
45	OSTMAN, Joe	31	25	56	10.0-29	3.0-13	.	.	.	1-0	2	.	.
5	FRAZIER, Kavon	30	23	53	.	.	.	4	.	1-0	.	.	.
14	WILSON, Jason	35	14	49	2.5-7	.	2-35	7
4	GREER, Brandon	34	10	44	1.0-7	.	3-57	4	.	1-0	1	.	.
2	SERPA, Blake	31	10	41	11.5-48	4.0-33	1-2	3	5	.	1	.	.
1K	KING, Kevin	27	13	40	1.5-4	.	2-0	.	.	.	1	.	.
43	HAMILTON, Tim	17	17	34	3.0-13	1.5-11	.	2	3
52	DEAN, Jabari	14	16	30	6.0-21	1.5-11	1	2	.
29	CHAPMAN, Jarret	11	19	30
58	WALTON, Leterrius	17	13	30	3.5-20	2.0-11	.	2	6	1-0	1	.	.
51	LOPEZ, Cody	9	12	21	3.0-10	.	.	.	1
19	WALLER, Tyree	6	10	16	0.5-2	0.5-2	1-0	.	1
56	PALMER, Louis	12	3	15	2.0-5	1.0-3	.	2	1	.	1	.	.
36	COX, Josh	11	4	15	.	.	1-0	5	2	1-0	.	.	.
28	NALOR, Dennis	11	2	13	1.5-4	.	.	6	1
90	KANTZAVELOS, Chris	4	6	10	1.0-4	1.0-4	.	1
95	JOHNSON, Shafer	6	2	8	0.5-0
7A	COLEMAN, Amari	7	.	7	1.0-2	1	.	.
15	BUTLER, Deon	4	3	7
98	LATTA, Kelby	1	5	6
32	PERRY, Jeff	2	2	4
42	RICKETTS, Nathan	2	2	4
24	FIELDS, Jordan	3	1	4
39	COOK, Jadon	2	2	4
TM	TEAM	3	.	3	1.0-3	1	.	.
17	COLUZZI, Ron	3	.	3
10	RUSH, Cooper	2	1	3	1.0-4
30	STANITZEK, Mitch	1	1	2	0.5-1	0.5-1	1-0
40	ODYKIRK, Colton	1	1	2	1.0-6	1.0-6	.	.	1
16	ARMSTEAD, Stefon	1	.	1
96	EAVEY, Brian	.	1	1
25	SPALDING, Devon	1	.	1
34	RAWLS, Thomas	1	.	1
60	HENRY, Kevin	1	.	1
Total		442	289	731	62-239	20-127	14-94	46	22	6-0	12	2	.
Opponents		532	281	813	70-285	24-168	12-137	43	18	14-77	17	2	1

2014 CMU Football
Central Michigan Team Game-by-Game (as of Nov 22, 2014)
All games

TEAM STATISTICS

Date	Opponent	Rushing				Receiving				Passing				Kick Returns				Punt Returns				tot off
		no.	yds	td	lg	no.	yds	td	lg	cmp-att-int	yds	td	lg	no.	yds	td	lg	no.	yds	td	lg	
Aug 28	CHATTANOOGA	46	148	1	19	15	173	2	33	15-26-0	173	2	33	3	64	0	25	3	67	0	66	321
Sep 06	at Purdue	43	161	2	16	11	172	2	65	11-16-1	172	2	65	2	37	0	22	1	-2	0	0	333
Sep 13	SYRACUSE	23	34	0	11	18	183	0	35	18-34-0	183	0	35	4	39	0	18	1	0	0	0	217
Sep 20	at Kansas	35	101	1	18	18	178	0	29	18-26-1	178	0	29	2	74	0	50	3	6	0	8	279
Sep 27	at Toledo	26	95	2	20	24	291	2	40	24-31-1	291	2	40	2	43	0	25	0	0	0	0	386
Oct 04	OHIO	52	234	2	30	17	233	2	53	17-27-0	233	2	53	2	43	0	25	2	1	0	3	467
Oct 11	at Northern Illinois	46	283	2	46	20	269	2	39	20-31-1	269	2	39	4	59	0	20	3	-6	0	0	552
Oct 18	BALL STATE	37	181	1	37	20	245	3	31	20-32-2	245	3	31	6	159	0	38	1	13	0	13	426
Oct 25	at Buffalo	49	110	2	18	14	231	1	30	14-24-1	231	1	30	2	40	0	24	1	0	0	0	341
Nov 01	at Eastern Michigan	55	278	4	42	18	223	1	23	18-23-1	223	1	23	1	15	0	15	1	0	0	0	501
Nov 15	MIAMI	40	209	2	51	16	218	3	29	16-23-1	218	3	29	4	61	0	22	1	4	0	4	427
Nov 22	WESTERN MICHIGAN	23	70	0	22	24	248	2	27	24-44-3	248	2	27	6	116	0	29	1	-8	0	0	318
Central Michigan		475	1904	19	51	215	2664	20	65	215-337-12	2664	20	65	38	750	0	50	18	75	0	66	4568
		394	1437	13	74	218	2537	19	70	218-381-14	2537	19	70	42	913	0	69	12	158	0	31	3974

Games played: 12

Avg per rush: 4.0

Avg per catch: 12.4

Pass efficiency: 142.66

Kick ret avg: 19.7

Punt ret avg: 4.2

All purpose avg/game: 457.2

Total offense avg/gm: 380.7

Total offense avg/gm: 550.7

		Tackles				Sacks	Fumble		Pass Defense			blkd	PAT Attempts			off		
Date	Opponent	ua	a	total	tfl-yds	no-yds	ff	fr-yds	int-yds	qbh	brup	kick	kick	rush	rcv	saf	t/o	pts
Aug 28	CHATTANOOGA	21	42	63	8.0-33	1.0-3	0	0-0	4-2	3	4	1	2-3	0	0	0	14	20
Sep 06	at Purdue	49	18	67	5.0-14	2.0-6	3	1-0	2-57	0	6	0	5-5	0	0	0	20	38
Sep 13	SYRACUSE	47	34	81	4.0-10	0.0-0	0	0-0	0-0	1	1	0	0-0	0	0	0	0	3
Sep 20	at Kansas	42	23	65	7.0-23	2.0-12	1	0-0	1-0	3	2	0	1-1	0	0	0	0	10
Sep 27	at Toledo	35	42	77	1.0-3	0.0-0	1	1-0	1-0	2	3	0	4-4	0	0	0	21	28
Oct 04	OHIO	24	16	40	5.0-29	3.0-22	0	0-0	0-0	1	2	0	4-4	0	0	0	0	28
Oct 11	at Northern Illinois	39	24	63	2.0-4	0.0-0	0	0-0	1-0	3	7	0	4-4	0	0	0	6	34
Oct 18	BALL STATE	45	22	67	8.0-25	2.0-15	1	1-0	0-0	3	5	1	3-3	0	1	0	14	29
Oct 25	at Buffalo	29	24	53	5.0-10	2.0-5	1	0-0	2-0	1	7	0	2-3	0	0	0	26	20
Nov 01	at Eastern Michigan	28	16	44	7.0-33	3.0-25	1	1-0	1-0	4	4	0	5-5	0	0	0	14	38
Nov 15	MIAMI	41	14	55	7.0-37	3.0-23	2	1-0	0-0	1	4	0	4-5	0	0	0	0	34
Nov 22	WESTERN MICHIGAN	42	14	56	3.0-18	2.0-16	2	1-0	2-35	0	1	0	2-2	0	0	0	20	20
Central Michigan		442	289	731	62.0-239	20.0-127	12	6-0	14-94	22	46	2	36-39	0	1	0	135	302
		532	281	813	70.0-285	24.0-168	17	14-77	12-137	18	43	2	29-31	1	1	1	144	278

Date	Opponent	Punting								Field Goals				Kickoffs				
		no.	yds	avg	long	blkd	tb	fc	50+	i20	md-att	long	blkd	no.	yds	avg	tb	ob
Aug 28	CHATTANOOGA	4	151	37.8	44	0	0	1	0	4	0-2	0	1	4	246	61.5	1	0
Sep 06	at Purdue	5	175	35.0	53	0	0	0	1	0	1-1	23	0	7	424	60.6	1	0
Sep 13	SYRACUSE	6	241	40.2	43	0	0	1	0	2	1-1	26	0	3	171	57.0	1	0
Sep 20	at Kansas	8	319	39.9	47	0	1	4	0	1	1-1	37	0	3	188	62.7	0	0
Sep 27	at Toledo	3	158	52.7	55	0	0	1	3	2	0-0	0	0	5	318	63.6	0	0
Oct 04	OHIO	4	127	31.8	46	0	1	1	0	2	0-0	0	0	5	308	61.6	2	0
Oct 11	at Northern Illinois	5	199	39.8	57	0	0	2	1	2	2-3	25	0	7	445	63.6	2	1
Oct 18	BALL STATE	3	121	40.3	43	0	1	0	0	2	0-0	0	0	5	248	49.6	1	0
Oct 25	at Buffalo	4	189	47.2	54	0	1	0	2	1	0-0	0	0	4	228	57.0	1	1
Nov 01	at Eastern Michigan	4	52	13.0	24	1	0	0	0	0	1-1	28	0	6	365	60.8	3	0
Nov 15	MIAMI	3	122	40.7	45	0	1	1	0	0	0-0	0	0	6	372	62.0	2	0
Nov 22	WESTERN MICHIGAN	4	145	36.2	52	0	0	1	1	2	2-2	43	0	5	307	61.4	2	0
Central Michigan		53	1999	37.7	57	1	5	12	8	18	8-11	43	1	60	3620	60.3	16	2
		55	2166	39.4	65	0	1	13	5	16	15-21	55	0	59	3524	59.7	19	1

2014 CMU Football
Central Michigan Opponent Game-by-Game (as of Nov 22, 2014)
All games

OPPONENT STATISTICS

Date	Opponent	Rushing				Receiving				Passing				Kick Returns				Punt Returns				tot off
		no.	yds	td	lg	no.	yds	td	lg	cmp-att-int	yds	td	lg	no.	yds	td	lg	no.	yds	td	lg	
Aug 28	CHATTANOOGA	29	106	0	17	13	150	2	70	13-24-4	150	2	70	3	48	0	21	0	0	0	0	256
Sep 06	at Purdue	34	122	1	27	24	204	1	23	24-49-2	204	1	23	6	137	0	33	3	47	0	21	326
Sep 13	SYRACUSE	49	289	3	53	20	175	1	20	20-30-0	175	1	20	2	9	0	9	2	10	0	12	464
Sep 20	at Kansas	35	138	1	74	24	231	2	60	24-34-1	231	2	60	3	84	0	32	2	46	0	30	369
Sep 27	at Toledo	38	204	3	41	23	339	2	41	23-34-1	339	2	41	5	124	0	39	2	-3	0	0	543
Oct 04	OHIO	23	89	1	49	7	98	0	46	7-21-0	98	0	46	3	75	0	38	0	0	0	0	187
Oct 11	at Northern Illinois	33	110	0	11	18	231	2	49	18-33-1	231	2	49	4	78	0	29	0	0	0	0	341
Oct 18	BALL STATE	38	89	2	18	21	198	1	40	21-38-0	198	1	40	4	52	0	20	0	0	0	0	287
Oct 25	at Buffalo	22	38	0	10	21	233	2	34	21-37-2	233	2	34	2	81	0	69	0	0	0	0	271
Nov 01	at Eastern Michigan	29	21	0	13	7	76	1	34	7-19-1	76	1	34	3	54	0	25	1	21	0	0	97
Nov 15	MIAMI	27	102	1	25	24	369	2	28	24-41-0	369	2	28	4	94	0	47	1	31	0	31	471
Nov 22	WESTERN MICHIGAN	37	129	1	21	16	233	3	63	16-21-2	233	3	63	3	77	0	30	1	6	0	6	362
Opponents		394	1437	13	74	218	2537	19	70	218-381-14	2537	19	70	42	913	0	69	12	158	0	31	3974
		475	1904	19	51	215	2664	20	65	215-337-12	2664	20	65	38	750	0	50	18	75	0	66	4568

Games played: 12

Avg per rush: 3.6

Avg per catch: 11.6

Pass efficiency: 122.26

Kick ret avg: 21.7

Punt ret avg: 13.2

All purpose avg/game: 431.8

Total offense avg/gm: 331.2

Date	Opponent	Tackles				Sacks		Fumble		Pass Defense			blkd	PAT Attempts			off	
		ua	a	total	tfl-yds	no-yds	ff	fr-yds	int-yds	qbh	brup	kick	kick	rush	rcv	saf	t/o	pts
Aug 28	CHATTANOOGA	46	32	78	7.0-36	1.0-6	1	1-0	0-0	3	2	1	1-2	0	0	0	6	16
Sep 06	at Purdue	44	12	56	6.0-30	3.0-21	1	0-0	1-44	0	1	0	2-2	0	0	0	14	17
Sep 13	SYRACUSE	32	22	54	8.0-35	5.0-25	2	2-36	0-0	3	5	0	5-5	0	0	1	28	40
Sep 20	at Kansas	51	4	55	10.0-36	3.0-22	2	2-0	1-0	1	3	0	3-3	0	0	0	6	24
Sep 27	at Toledo	30	34	64	4.0-17	2.0-11	1	1-0	1-11	3	4	0	4-4	0	1	0	21	42
Oct 04	OHIO	53	21	74	5.0-29	2.0-26	3	1-14	0-0	1	4	0	1-1	0	0	0	9	10
Oct 11	at Northern Illinois	58	20	78	4.0-6	0.0-0	0	0-0	1-35	1	3	0	2-2	0	0	0	6	17
Oct 18	BALL STATE	43	28	71	1.0-4	1.0-4	3	3-12	2-43	2	4	0	2-3	0	0	0	20	32
Oct 25	at Buffalo	44	34	78	10.0-45	5.0-38	2	1-0	1-0	0	3	0	2-2	0	0	0	14	14
Nov 01	at Eastern Michigan	45	44	89	7.0-16	0.0-0	1	1-15	1-0	2	2	1	1-1	0	0	0	0	7
Nov 15	MIAMI	43	16	59	5.0-18	1.0-6	1	1-0	1-0	0	1	0	3-3	0	0	0	0	27
Nov 22	WESTERN MICHIGAN	43	14	57	3.0-13	1.0-9	0	1-0	3-4	2	11	0	3-3	1	0	0	20	32
Opponents		532	281	813	70.0-285	24.0-168	17	14-77	12-137	18	43	2	29-31	1	1	1	144	278
		442	289	731	62.0-239	20.0-127	12	6-0	14-94	22	46	2	36-39	0	1	0	135	302

		Punting									Field Goals			Kickoffs				
Date	Opponent	no.	yds	avg	long	blkd	tb	fc	50+	i20	md-att	long	blkd	no.	yds	avg	tb	ob
Aug 28	CHATTANOOGA	6	237	39.5	44	0	0	0	0	0	1-1	47	0	4	251	62.8	1	0
Sep 06	at Purdue	4	148	37.0	45	0	0	3	0	1	1-2	42	0	4	248	62.0	2	0
Sep 13	SYRACUSE	3	118	39.3	47	0	0	1	0	3	1-3	23	0	7	387	55.3	2	1
Sep 20	at Kansas	6	246	41.0	65	0	0	0	1	2	1-2	27	0	5	323	64.6	3	0
Sep 27	at Toledo	1	39	39.0	39	0	0	0	0	0	2-2	32	0	7	451	64.4	5	0
Oct 04	OHIO	7	310	44.3	53	0	0	4	1	2	1-1	24	0	3	188	62.7	1	0
Oct 11	at Northern Illinois	6	254	42.3	53	0	0	1	1	3	1-2	24	0	4	250	62.5	0	0
Oct 18	BALL STATE	4	153	38.2	54	0	0	0	1	0	4-4	55	0	8	469	58.6	2	0
Oct 25	at Buffalo	4	162	40.5	45	0	1	2	0	0	0-0	0	0	3	175	58.3	1	0
Nov 01	at Eastern Michigan	8	266	33.2	54	0	0	1	1	2	0-0	0	0	2	108	54.0	1	0
Nov 15	MIAMI	2	81	40.5	46	0	0	1	0	0	2-3	41	0	6	332	55.3	1	0
Nov 22	WESTERN MICHIGAN	4	152	38.0	47	0	0	0	0	3	1-1	19	0	6	342	57.0	0	0
Opponents		55	2166	39.4	65	0	1	13	5	16	15-21	55	0	59	3524	59.7	19	1
		53	1999	37.7	57	1	5	12	8	18	8-11	43	1	60	3620	60.3	16	2

2014 CMU Football

Central Michigan Individual Season/Career Statistics (as of Nov 22, 2014)

All games

SEASON										CAREER									
Rushing	gp	att	gain	loss	net	avg	td	lg	avg/g	gp	att	gain	loss	net	avg	td	lg	avg/g	
RAWLS, Thomas	9	210	1133	30	1103	5.3	10	46	122.6	9	210	1133	30	1103	5.3	10	46	122.6	
SPALDING, Devon	10	65	375	16	359	5.5	4	51	35.9	10	65	375	16	359	5.5	4	51	35.9	
LAVALLII, Saylor	12	80	313	23	290	3.6	4	41	24.2	37	319	1437	77	1360	4.3	11	42	36.8	
WALKER, Martez	10	53	206	9	197	3.7	1	18	19.7	14	62	219	14	205	3.3	1	18	14.6	
DAVIS, Titus	9	3	20	0	20	6.7	0	15	2.2	44	15	118	5	113	7.5	0	29	2.6	
KROLL, Jesse	12	3	16	0	16	5.3	0	8	1.3	25	3	16	0	16	5.3	0	8	0.6	
RICE, Anthony	12	1	12	0	12	12.0	0	12	1.0	19	1	12	0	12	12.0	0	12	0.6	
SHOEMAKER, Maurice	3	4	11	0	11	2.8	0	5	3.7	13	54	275	3	272	5.0	2	38	20.9	
CHAPMAN, Mark	6	1	4	0	4	4.0	0	4	0.7	6	1	4	0	4	4.0	0	4	0.7	
GARLAND, Anthony	9	6	17	17	0	0.0	0	11	0.0	33	165	789	63	726	4.4	2	58	22.0	
WILLIS, Corey	8	1	0	1	-1	-1.0	0	0	-0.1	8	1	0	1	-1	-1.0	0	0	-0.1	
TEAM	8	9	0	14	-14	-1.6	0	0	-1.8										
COLUZZI, Ron	12	1	0	16	-16	-16.0	0	0	-1.3	24	1	0	16	-16	-16.0	0	0	-0.7	
RUSH, Cooper	12	38	100	177	-77	-2.0	0	19	-6.4	23	76	194	355	-161	-2.1	1	26	-7.0	
Total	12	475	2207	303	1904	4.0	19	51	158.7										
Opponents	12	394	1715	278	1437	3.6	13	74	119.8										
Passing	gp	effic	comp-att-int	pct	yds	td	lg	avg/g		gp	effic	comp-att-int	pct	yds	td	lg	avg/g		
RUSH, Cooper	12	142.66	215-337-12	63.8	2664	20	65	222.0		23	134.76	392-649-27	60.4	5013	35	97	218.0		
Total	12	142.66	215-337-12	63.8	2664	20	65	222.0											
Opponents	12	122.26	218-381-14	57.2	2537	19	70	211.4											
Receiving	gp	no.	yds	avg	td	lg	avg/g			gp	no.	yds	avg	td	lg	avg/g			
DAVIS, Titus	9	54	843	15.6	9	53	93.7			44	198	3563	18.0	33	97	81.0			
KROLL, Jesse	12	32	473	14.8	4	39	39.4			25	39	581	14.9	4	39	23.2			
RICE, Anthony	12	27	289	10.7	1	65	24.1			19	35	356	10.2	1	65	18.7			
BUTLER, Deon	12	26	355	13.7	1	25	29.6			46	48	582	12.1	2	32	12.7			
BACCI, Joe	12	12	127	10.6	1	23	10.6			20	12	127	10.6	1	23	6.3			
WILLIAMS, Courtney	12	11	116	10.5	1	26	9.7			42	79	1012	12.8	9	79	24.1			
LAVALLII, Saylor	12	11	81	7.4	0	23	6.8			37	29	211	7.3	1	23	5.7			
McCORD, Ben	12	10	124	12.4	3	30	10.3			34	26	267	10.3	4	30	7.9			
RAWLS, Thomas	9	10	93	9.3	0	40	10.3			9	10	93	9.3	0	40	10.3			
WILLIS, Corey	8	7	70	10.0	0	16	8.8			8	7	70	10.0	0	16	8.8			
KINVILLE, Mike	12	6	43	7.2	0	11	3.6			49	13	109	8.4	1	20	2.2			
WALKER, Martez	10	3	10	3.3	0	6	1.0			14	5	20	4.0	0	8	1.4			
SHOEMAKER, Maurice	3	2	14	7.0	0	10	4.7			13	4	39	9.8	0	18	3.0			
THOMAS, Trevor	6	1	11	11.0	0	11	1.8			6	1	11	11.0	0	11	1.8			
CHAPMAN, Mark	6	1	9	9.0	0	9	1.5			6	1	9	9.0	0	9	1.5			
SPALDING, Devon	10	1	6	6.0	0	6	0.6			10	1	6	6.0	0	6	0.6			
GARLAND, Anthony	9	1	0	0.0	0	0	0.0			33	6	34	5.7	0	11	1.0			
Total	12	215	2664	12.4	20	65	222.0												
Opponents	12	218	2537	11.6	19	70	211.4												
Total Offense	g	plays	rush	pass	total	avg/g				g	plays	rush	pass	total	avg/g				
RUSH, Cooper	12	375	-77	2664	2587	215.6				23	725	-161	5013	4852	211.0				
RAWLS, Thomas	9	210	1103	0	1103	122.6				9	210	1103	0	1103	122.6				
SPALDING, Devon	10	65	359	0	359	35.9				10	65	359	0	359	35.9				
LAVALLII, Saylor	12	80	290	0	290	24.2				37	319	1360	0	1360	36.8				
WALKER, Martez	10	53	197	0	197	19.7				14	62	205	0	205	14.6				
DAVIS, Titus	9	3	20	0	20	2.2				44	15	113	0	113	2.6				
KROLL, Jesse	12	3	16	0	16	1.3				25	3	16	0	16	0.6				
RICE, Anthony	12	1	12	0	12	1.0				19	1	12	0	12	0.6				
SHOEMAKER, Maurice	3	4	11	0	11	3.7				13	54	272	0	272	20.9				
CHAPMAN, Mark	6	1	4	0	4	0.7				6	1	4	0	4	0.7				
WILLIS, Corey	8	1	-1	0	-1	-0.1				8	1	-1	0	-1	-0.1				
TEAM	8	9	-14	0	-14	-1.8													
COLUZZI, Ron	12	1	-16	0	-16	-1.3				24	1	-16	0	-16	-0.7				
Total	12	812	1904	2664	4568	380.7													
Opponents	12	775	1437	2537	3974	331.2													

2014 CMU Football

Central Michigan Individual Season/Career Statistics (as of Nov 22, 2014)

All games

SEASON										CAREER									
Scoring	td	fg	PAT				dxdp	saf	pts	td	fg	PAT				dxdp	saf	pts	
			kick	rush	rcv	pass						kick	rush	rcv	pass				
RAWLS, Thomas	10	-	-	-	-	-	-	-	60	10	-	-	-	-	-	-	-	60	
EAVEY, Brian	-	8-9	34-36	-	-	-	-	-	58	-	8-9	34-36	-	-	-	-	-	58	
DAVIS, Titus	9	-	-	-	-	-	-	-	54	33	-	-	-	1	-	-	-	200	
KROLL, Jesse	4	-	-	-	1	-	-	-	26	4	-	-	-	1	-	-	-	26	
SPALDING, Devon	4	-	-	-	-	-	-	-	24	4	-	-	-	-	-	-	-	24	
LAVALLI, Saylor	4	-	-	-	-	-	-	-	24	12	-	-	-	-	-	-	-	72	
McCORD, Ben	3	-	-	-	-	-	-	-	18	4	-	-	-	-	-	-	-	24	
BACCI, Joe	1	-	-	-	-	-	-	-	6	1	-	-	-	-	-	-	-	6	
BUTLER, Deon	1	-	-	-	-	-	-	-	6	2	-	-	-	-	-	-	-	12	
GREER, Brandon	1	-	-	-	-	-	-	-	6	1	-	-	-	-	-	-	-	6	
WILLIAMS, Courtney	1	-	-	-	-	-	-	-	6	10	-	-	-	-	-	-	-	60	
RICE, Anthony	1	-	-	-	-	-	-	-	6	1	-	-	-	-	-	-	-	6	
WALKER, Martez	1	-	-	-	-	-	-	-	6	1	-	-	-	-	-	-	-	6	
COLUZZI, Ron	-	0-2	2-3	-	-	-	-	-	2	-	12-19	35-38	-	-	-	-	-	71	
RUSH, Cooper	-	-	-	-	-	1-1	-	-	0	1	-	-	-	-	1-1	-	-	6	
Total	40	8-11	36-39	-	1	1-1	-	-	302										
Opponents	33	15-21	29-31	1-1	1	1-1	-	1	278										

Punt Returns	no.	yds	avg	td	lg	no.	yds	avg	td	lg
COLEMAN, Amari	8	15	1.9	0	13	8	15	1.9	0	13
LAVALLI, Saylor	5	-3	-0.6	0	3	5	-3	-0.6	0	3
DAVIS, Titus	3	67	22.3	0	66	21	185	8.8	0	66
CHAPMAN, Mark	2	-4	-2.0	0	0	2	-4	-2.0	0	0
Total	18	75	4.2	0	66					
Opponents	12	158	13.2	0	31					

Kick Returns	no.	yds	avg	td	lg	no.	yds	avg	td	lg
COLEMAN, Amari	19	433	22.8	0	50	19	433	22.8	0	50
WILLIAMS, Courtney	9	169	18.8	0	24	32	738	23.1	1	84
SPALDING, Devon	5	54	10.8	0	20	5	54	10.8	0	20
WALKER, Martez	2	42	21.0	0	25	2	42	21.0	0	25
WILLIS, Corey	2	46	23.0	0	25	2	46	23.0	0	25
HAMILTON, Tim	1	6	6.0	0	6	1	6	6.0	0	6
Total	38	750	19.7	0	50					
Opponents	42	913	21.7	0	69					

Interceptions	no.	yds	avg	td	lg	no.	yds	avg	td	lg
ANNESE, Tony	3	0	0.0	0	0	5	68	13.6	2	34
GREER, Brandon	3	57	19.0	1	57	5	91	18.2	1	57
KING, Kevin	2	0	0.0	0	0	2	0	0.0	0	0
WILSON, Jason	2	35	17.5	0	35	7	178	25.4	1	55
WALLER, Tyree	1	0	0.0	0	0	1	0	0.0	0	0
COX, Josh	1	0	0.0	0	0	1	0	0.0	0	0
SERPA, Blake	1	2	2.0	0	2	1	2	2.0	0	2
STANITZEK, Mitch	1	0	0.0	0	0	1	0	0.0	0	0
Total	14	94	6.7	1	57					
Opponents	12	137	11.4	0	44					

Fumble Returns	no.	yds	avg	td	lg	no.	yds	avg	td	lg
Total	0	0	0.0	0	0					

2014 CMU Football

Central Michigan Individual Season/Career Statistics (as of Nov 22, 2014)

All games

SEASON

CAREER

All Purpose	g	rush	rcv	pr	kr	ir	total	avg/g	g	rush	rcv	pr	kr	ir	total	avg/g
RAWLS, Thomas	9	1103	93	0	0	0	1196	132.9	9	1103	93	0	0	0	1196	132.9
DAVIS, Titus	9	20	843	67	0	0	930	103.3	44	113	3563	185	387	0	4248	96.5
KROLL, Jesse	12	16	473	0	0	0	489	40.8	25	16	581	0	0	0	597	23.9
COLEMAN, Ama	9	0	0	15	433	0	448	49.8	9	0	0	15	433	0	448	49.8
SPALDING, Dev	10	359	6	0	54	0	419	41.9	10	359	6	0	54	0	419	41.9
LAVALLE, Saylor	12	290	81	-3	0	0	368	30.7	37	1360	211	-3	689	0	2257	61.0
BUTLER, Deon	12	0	355	0	0	0	355	29.6	46	0	582	0	0	0	582	12.7
RICE, Anthony	12	12	289	0	0	0	301	25.1	19	12	356	0	0	0	368	19.4
WILLIAMS, Court	12	0	116	0	169	0	285	23.8	42	-3	1012	0	738	0	1747	41.6
WALKER, Martez	10	197	10	0	42	0	249	24.9	14	205	20	0	42	0	267	19.1
BACCI, Joe	12	0	127	0	0	0	127	10.6	20	0	127	0	0	0	127	6.3
McCORD, Ben	12	0	124	0	0	0	124	10.3	34	0	267	0	0	0	267	7.9
WILLIS, Corey	8	-1	70	0	46	0	115	14.4	8	-1	70	0	46	0	115	14.4
GREER, Brando	12	0	0	0	0	57	57	4.8	37	0	0	0	0	91	91	2.5
KINVILLE, Mike	12	0	43	0	0	0	43	3.6	49	0	109	0	0	0	109	2.2
WILSON, Jason	10	0	0	0	0	35	35	3.5	47	0	106	0	270	178	554	11.8
SHOEMAKER, M	3	11	14	0	0	0	25	8.3	13	272	39	0	23	0	334	25.7
THOMAS, Trevor	6	0	11	0	0	0	11	1.8	6	0	11	0	0	0	11	1.8
CHAPMAN, Mark	6	4	9	-4	0	0	9	1.5	6	4	9	-4	0	0	9	1.5
HAMILTON, Tim	12	0	0	0	6	0	6	0.5	31	0	0	0	6	0	6	0.2
SERPA, Blake	12	0	0	0	0	2	2	0.2	34	0	0	0	0	2	2	0.1
TEAM	8	-14	0	0	0	0	-14	-1.8								
COLUZZI, Ron	12	-16	0	0	0	0	-16	-1.3	24	-16	0	0	0	0	-16	-0.7
RUSH, Cooper	12	-77	0	0	0	0	-77	-6.4	23	-161	0	0	0	0	-161	-7.0
Total	12	1904	2664	75	750	94	5487	457.2								
Opponents	12	1437	2537	158	913	137	5182	431.8								

Field Goals	att	good	long	blkd	att	good	long	blkd
EAVEY, Brian	9	8	43	0	9	8	43	0
COLUZZI, Ron	2	0	0	1	19	12	40	1
Total	11	8	43	1				
Opponents	21	15	55	0				

Punting	no.	yds	avg	lg	blk	no.	yds	avg	lg	blk
COLUZZI, Ron	48	1877	39.1	57	0	48	1877	39.1	57	0
MILLS, Matt	4	122	30.5	44	0	4	122	30.5	44	0
TEAM	1	0	0.0	0	1					
Total	53	1999	37.7	57	1					
Opponents	55	2166	39.4	65	0					

Kickoffs	no.	yds	avg	tb	ob	no.	yds	avg	tb	ob
COLUZZI, Ron	54	3261	60.4	16	2	55	3306	60.1	16	2
EAVEY, Brian	6	359	59.8	0	0	6	359	59.8	0	0
Total	60	3620	60.3	16	2					
Opponents	59	3524	59.7	19	1					

2014 CMU Football
Central Michigan Individual Season/Career Statistics (as of Nov 22, 2014)
All games

		SEASON											CAREER										
##	Defensive Leaders	gp	ua	a	total	tfl	sack	int	pbu	fr	ff	blk	gp	ua	a	total	tfl	sack	int	pbu	fr	ff	blk
46	CHEROCCI, Justin	12	55	52	107	7.0	4.0	.	.	.	2	.	47	158	231	389	20.0	8.0	1	3	1	4	.
18	ANNESE, Tony	12	46	19	65	3.0	.	3	10	1	.	.	24	63	31	94	3.5	.	5	11	1	.	.
45	OSTMAN, Joe	12	31	25	56	10.0	3.0	.	.	1	2	.	24	40	36	76	11.5	4.0	.	2	2	2	.
5	FRAZIER, Kavon	12	30	23	53	0.0	.	.	4	1	.	.	37	84	72	156	0.5	.	4	12	2	1	.
14	WILSON, Jason	10	35	14	49	2.5	.	2	7	.	.	.	47	99	66	165	4.0	.	7	19	.	1	.
4	GREER, Brandon	12	34	10	44	1.0	.	3	4	1	1	.	37	73	32	105	1.5	0.5	5	9	2	1	.
2	SERPA, Blake	12	31	10	41	11.5	4.0	1	3	.	1	.	34	52	27	79	19.5	8.0	1	4	.	2	.
1K	KING, Kevin	12	27	13	40	1.5	.	2	.	.	1	.	45	52	41	93	5.5	2.0	2	.	.	2	1
43	HAMILTON, Tim	12	17	17	34	3.0	1.5	.	2	.	.	.	31	19	27	46	4.5	1.5	.	2	.	.	.
29	CHAPMAN, Jarret	12	11	19	30	0.0	12	11	19	30	0.0
58	WALTON, Leterrius	12	17	13	30	3.5	2.0	.	2	1	1	.	38	44	59	103	18.5	6.0	.	3	1	2	.
52	DEAN, Jabari	12	14	16	30	6.0	1.5	.	.	.	1	2	26	22	40	62	7.5	2.5	.	.	1	2	2
51	LOPEZ, Cody	10	9	12	21	3.0	45	46	86	132	9.0	.	.	2	.	1	.
19	WALLER, Tyree	12	6	10	16	0.5	0.5	1	12	6	10	16	0.5	0.5	1
56	PALMER, Louis	12	12	3	15	2.0	1.0	.	2	.	1	.	34	30	31	61	9.0	4.0	.	2	.	2	.
36	COX, Josh	11	11	4	15	0.0	.	1	5	1	.	.	11	11	4	15	0.0	.	1	5	1	.	.
28	NALOR, Dennis	9	11	2	13	1.5	.	.	6	.	.	.	45	35	22	57	3.5	.	.	9	.	1	.
90	KANTZAVELOS, Chris	12	4	6	10	1.0	1.0	.	1	.	.	.	12	4	6	10	1.0	1.0	.	1	.	.	.
95	JOHNSON, Shafer	12	6	2	8	0.5	34	19	19	38	1.0
7A	COLEMAN, Amari	9	7	.	7	1.0	1	.	9	7	.	7	1.0	1	.
15	BUTLER, Deon	12	4	3	7	0.0	46	10	7	17	0.0	1	.
98	LATTA, Kelby	10	1	5	6	0.0	20	3	20	23	2.5	.	.	.	1	.	.
32	PERRY, Jeff	8	2	2	4	0.0	8	2	2	4	0.0
42	RICKETTS, Nathan	8	2	2	4	0.0	20	6	3	9	0.0	.	.	1	.	.	.
24	FIELDS, Jordan	8	3	1	4	0.0	13	3	1	4	0.0
39	COOK, Jadon	10	2	2	4	0.0	16	2	2	4	0.0
10	RUSH, Cooper	12	2	1	3	1.0	23	2	3	5	1.0
TM	TEAM	8	3	.	3	1.0	1	.											
17	COLUZZI, Ron	12	3	.	3	0.0	24	3	.	3	0.0
40	ODYKIRK, Colton	10	1	1	2	1.0	1.0	16	2	3	5	1.0	1.0
30	STANITZEK, Mitch	7	1	1	2	0.5	0.5	1	7	1	1	2	0.5	0.5	1
96	EAVEY, Brian	11	.	1	1	0.0	11	.	1	1	0.0
60	HENRY, Kevin	12	1	.	1	0.0	48	3	2	5	0.0
16	ARMSTEAD, Stefon	9	1	.	1	0.0	16	3	.	3	0.0
25	SPALDING, Devon	10	1	.	1	0.0	10	1	.	1	0.0
34	RAWLS, Thomas	9	1	.	1	0.0	9	1	.	1	0.0
Total		12	442	289	731	62	20	14	46	6	12	2											
Opponents		12	532	281	813	70	24	12	43	14	17	2											

2014 OFFENSIVE PLAYER GAME-BY-GAME STATISTICS

40 JOE BACCI FB

Date	Opponent	Rushing				Receiving				Passing				Kick Returns				Punt Returns				all purp
		no.	yds	td	lg	no.	yds	td	lg	cmp-att-int	yds	td	lg	no.	yds	td	lg	no.	yds	td	lg	
Aug 28	CHATTANOOGA	0	0	0	0	0	0	0	0	0-0-0	0	0	0	0	0	0	0	0	0	0	0	0
Sep 06	at Purdue	0	0	0	0	1	21	0	21	0-0-0	0	0	0	0	0	0	0	0	0	0	0	21
Sep 13	SYRACUSE	0	0	0	0	0	0	0	0	0-0-0	0	0	0	0	0	0	0	0	0	0	0	0
Sep 20	at Kansas	0	0	0	0	1	5	0	5	0-0-0	0	0	0	0	0	0	0	0	0	0	0	5
Sep 27	at Toledo	0	0	0	0	2	18	0	11	0-0-0	0	0	0	0	0	0	0	0	0	0	0	18
Oct 04	OHIO	0	0	0	0	1	-1	0	0	0-0-0	0	0	0	0	0	0	0	0	0	0	0	-1
Oct 11	at Northern Illinois	0	0	0	0	2	27	0	16	0-0-0	0	0	0	0	0	0	0	0	0	0	0	27
Oct 18	BALL STATE	0	0	0	0	1	1	1	1	0-0-0	0	0	0	0	0	0	0	0	0	0	0	1
Oct 25	at Buffalo	0	0	0	0	0	0	0	0	0-0-0	0	0	0	0	0	0	0	0	0	0	0	0
Nov 01	at Eastern Michigan	0	0	0	0	2	33	0	23	0-0-0	0	0	0	0	0	0	0	0	0	0	0	33
Nov 15	MIAMI	0	0	0	0	2	23	0	16	0-0-0	0	0	0	0	0	0	0	0	0	0	0	23
Nov 22	WESTERN MICHIGAN	0	0	0	0	0	0	0	0	0-0-0	0	0	0	0	0	0	0	0	0	0	0	0
Totals		0	0	0	0	12	127	1	23	0-0-0	0	0	0	0	0	0	0	0	0	0	0	127

15 DEON BUTLER TE

Date	Opponent	Rushing				Receiving				Passing				Kick Returns				Punt Returns				all purp
		no.	yds	td	lg	no.	yds	td	lg	cmp-att-int	yds	td	lg	no.	yds	td	lg	no.	yds	td	lg	
Aug 28	CHATTANOOGA	0	0	0	0	0	0	0	0	0-0-0	0	0	0	0	0	0	0	0	0	0	0	0
Sep 06	at Purdue	0	0	0	0	2	8	0	6	0-0-0	0	0	0	0	0	0	0	0	0	0	0	8
Sep 13	SYRACUSE	0	0	0	0	1	20	0	20	0-0-0	0	0	0	0	0	0	0	0	0	0	0	20
Sep 20	at Kansas	0	0	0	0	2	27	0	20	0-0-0	0	0	0	0	0	0	0	0	0	0	0	27
Sep 27	at Toledo	0	0	0	0	1	7	0	7	0-0-0	0	0	0	0	0	0	0	0	0	0	0	7
Oct 04	OHIO	0	0	0	0	0	0	0	0	0-0-0	0	0	0	0	0	0	0	0	0	0	0	0
Oct 11	at Northern Illinois	0	0	0	0	2	29	0	18	0-0-0	0	0	0	0	0	0	0	0	0	0	0	29
Oct 18	BALL STATE	0	0	0	0	3	34	0	17	0-0-0	0	0	0	0	0	0	0	0	0	0	0	34
Oct 25	at Buffalo	0	0	0	0	2	34	0	24	0-0-0	0	0	0	0	0	0	0	0	0	0	0	34
Nov 01	at Eastern Michigan	0	0	0	0	5	95	0	23	0-0-0	0	0	0	0	0	0	0	0	0	0	0	95
Nov 15	MIAMI	0	0	0	0	1	18	0	18	0-0-0	0	0	0	0	0	0	0	0	0	0	0	18
Nov 22	WESTERN MICHIGAN	0	0	0	0	7	83	1	25	0-0-0	0	0	0	0	0	0	0	0	0	0	0	83
Totals		0	0	0	0	26	355	1	25	0-0-0	0	0	0	0	0	0	0	0	0	0	0	355

84 TITUS DAVIS WR

Date	Opponent	Rushing				Receiving				Passing				Kick Returns				Punt Returns				all purp
		no.	yds	td	lg	no.	yds	td	lg	cmp-att-int	yds	td	lg	no.	yds	td	lg	no.	yds	td	lg	
Aug 28	CHATTANOOGA	1	3	0	3	1	11	0	11	0-0-0	0	0	0	0	0	0	0	3	67	0	66	81
Sep 27	at Toledo	0	0	0	0	6	128	0	40	0-0-0	0	0	0	0	0	0	0	0	0	0	0	128
Oct 04	OHIO	0	0	0	0	10	181	2	53	0-0-0	0	0	0	0	0	0	0	0	0	0	0	181
Oct 11	at Northern Illinois	1	2	0	2	4	54	0	29	0-0-0	0	0	0	0	0	0	0	0	0	0	0	56
Oct 18	BALL STATE	0	0	0	0	10	128	2	31	0-0-0	0	0	0	0	0	0	0	0	0	0	0	128
Oct 25	at Buffalo	0	0	0	0	6	100	1	28	0-0-0	0	0	0	0	0	0	0	0	0	0	0	100
Nov 01	at Eastern Michigan	0	0	0	0	4	51	1	16	0-0-0	0	0	0	0	0	0	0	0	0	0	0	51
Nov 15	MIAMI	1	15	0	15	8	102	3	28	0-0-0	0	0	0	0	0	0	0	0	0	0	0	117
Nov 22	WESTERN MICHIGAN	0	0	0	0	5	88	0	27	0-0-0	0	0	0	0	0	0	0	0	0	0	0	88
		3	20	0	15	54	843	9	53	0-0-0	0	0	0	0	0	0	0	3	67	0	66	930

2014 OFFENSIVE PLAYER GAME-BY-GAME STATISTICS

33 MIKE KINVILLE TE

		Rushing				Receiving				Passing				Kick Returns				Punt Returns				all		
Date	Opponent	no.	yds	td	lg	no.	yds	td	lg	cmp	att	int	yds	td	lg	no.	yds	td	lg	no.	yds	td	lg	purp
Aug 28	CHATTANOOGA	0	0	0	0	0	0	0	0	0-0-0	0	0	0	0	0	0	0	0	0	0	0	0	0	0
Sep 06	at Purdue	0	0	0	0	0	0	0	0	0-0-0	0	0	0	0	0	0	0	0	0	0	0	0	0	0
Sep 13	SYRACUSE	0	0	0	0	1	11	0	11	0-0-0	0	0	0	0	0	0	0	0	0	0	0	0	0	11
Sep 20	at Kansas	0	0	0	0	1	8	0	8	0-0-0	0	0	0	0	0	0	0	0	0	0	0	0	0	8
Sep 27	at Toledo	0	0	0	0	1	5	0	5	0-0-0	0	0	0	0	0	0	0	0	0	0	0	0	0	5
Oct 04	OHIO	0	0	0	0	0	0	0	0	0-0-0	0	0	0	0	0	0	0	0	0	0	0	0	0	0
Oct 11	at Northern Illinois	0	0	0	0	2	15	0	11	0-0-0	0	0	0	0	0	0	0	0	0	0	0	0	0	15
Oct 18	BALL STATE	0	0	0	0	0	0	0	0	0-0-0	0	0	0	0	0	0	0	0	0	0	0	0	0	0
Oct 25	at Buffalo	0	0	0	0	0	0	0	0	0-0-0	0	0	0	0	0	0	0	0	0	0	0	0	0	0
Nov 01	at Eastern Michigan	0	0	0	0	0	0	0	0	0-0-0	0	0	0	0	0	0	0	0	0	0	0	0	0	0
Nov 15	MIAMI	0	0	0	0	0	0	0	0	0-0-0	0	0	0	0	0	0	0	0	0	0	0	0	0	0
Nov 22	WESTERN MICHIGAN	0	0	0	0	1	4	0	4	0-0-0	0	0	0	0	0	0	0	0	0	0	0	0	0	4
Totals		0	0	0	0	6	43	0	11	0-0-0	0	0	0	0	0	0	0	0	0	0	0	0	0	43

88 JESSE KROLL WR

Date	Opponent	Rushing				Receiving				Passing				Kick Returns				Punt Returns				all purp		
		no.	yds	td	lg	no.	yds	td	lg	cmp	att	int	yds	td	lg	no.	yds	td	lg	no.	yds		td	lg
Aug 28	CHATTANOOGA	1	4	0	4	3	65	1	33	0-0-0	0	0	0	0	0	0	0	0	0	0	0	0	0	69
Sep 06	at Purdue	1	4	0	4	1	1	0	1	0-0-0	0	0	0	0	0	0	0	0	0	0	0	0	0	5
Sep 13	SYRACUSE	1	8	0	8	5	86	0	35	0-0-0	0	0	0	0	0	0	0	0	0	0	0	0	0	94
Sep 20	at Kansas	0	0	0	0	3	54	0	29	0-0-0	0	0	0	0	0	0	0	0	0	0	0	0	0	54
Sep 27	at Toledo	0	0	0	0	7	83	2	24	0-0-0	0	0	0	0	0	0	0	0	0	0	0	0	0	83
Oct 04	OHIO	0	0	0	0	0	0	0	0	0-0-0	0	0	0	0	0	0	0	0	0	0	0	0	0	0
Oct 11	at Northern Illinois	0	0	0	0	6	97	1	39	0-0-0	0	0	0	0	0	0	0	0	0	0	0	0	0	97
Oct 18	BALL STATE	0	0	0	0	0	0	0	0	0-0-0	0	0	0	0	0	0	0	0	0	0	0	0	0	0
Oct 25	at Buffalo	0	0	0	0	1	29	0	29	0-0-0	0	0	0	0	0	0	0	0	0	0	0	0	0	29
Nov 01	at Eastern Michigan	0	0	0	0	2	16	0	10	0-0-0	0	0	0	0	0	0	0	0	0	0	0	0	0	16
Nov 15	MIAMI	0	0	0	0	1	23	0	23	0-0-0	0	0	0	0	0	0	0	0	0	0	0	0	0	23
Nov 22	WESTERN MICHIGAN	0	0	0	0	3	19	0	7	0-0-0	0	0	0	0	0	0	0	0	0	0	0	0	0	19
Totals		3	16	0	8	32	473	4	39	0-0-0	0	0	0	0	0	0	0	0	0	0	0	0	0	489

6 SAYLOR LAVALLII RB

		Rushing				Receiving				Passing				Kick Returns				Punt Returns				all		
Date	Opponent	no.	yds	td	lg	no.	yds	td	lg	cmp	att	int	yds	td	lg	no.	yds	td	lg	no.	yds	td	lg	purp
Aug 28	CHATTANOOGA	10	22	0	7	2	29	0	23	0-0-0	0	0	0	0	0	0	0	0	0	0	0	0	0	51
Sep 06	at Purdue	1	4	0	4	0	0	0	0	0-0-0	0	0	0	0	0	0	0	0	0	1	-2	0	0	2
Sep 13	SYRACUSE	4	15	0	8	1	9	0	9	0-0-0	0	0	0	0	0	0	0	0	1	0	0	0	0	24
Sep 20	at Kansas	7	16	0	5	2	-8	0	0	0-0-0	0	0	0	0	0	0	0	0	0	0	0	0	0	8
Sep 27	at Toledo	0	0	0	0	0	0	0	0	0-0-0	0	0	0	0	0	0	0	0	0	0	0	0	0	0
Oct 04	OHIO	2	13	0	7	1	13	0	13	0-0-0	0	0	0	0	0	0	0	0	2	1	0	3	0	27
Oct 11	at Northern Illinois	0	0	0	0	1	10	0	10	0-0-0	0	0	0	0	0	0	0	0	1	-2	0	0	0	8
Oct 18	BALL STATE	0	0	0	0	0	0	0	0	0-0-0	0	0	0	0	0	0	0	0	0	0	0	0	0	0
Oct 25	at Buffalo	21	80	2	18	0	0	0	0	0-0-0	0	0	0	0	0	0	0	0	0	0	0	0	0	80
Nov 01	at Eastern Michigan	24	105	2	41	1	4	0	4	0-0-0	0	0	0	0	0	0	0	0	0	0	0	0	0	109
Nov 15	MIAMI	11	35	0	8	1	8	0	8	0-0-0	0	0	0	0	0	0	0	0	0	0	0	0	0	43
Nov 22	WESTERN MICHIGAN	0	0	0	0	2	16	0	10	0-0-0	0	0	0	0	0	0	0	0	0	0	0	0	0	16
Totals		80	290	4	41	11	81	0	23	0-0-0	0	0	0	0	0	0	0	0	5	-3	0	3	0	368

2014 OFFENSIVE PLAYER GAME-BY-GAME STATISTICS

89 BEN McCORD TE

		Rushing				Receiving				Passing				Kick Returns				Punt Returns				all		
Date	Opponent	no.	yds	td	lg	no.	yds	td	lg	cmp	att	int	yds	td	lg	no.	yds	td	lg	no.	yds	td	lg	purp
Aug 28	CHATTANOOGA	0	0	0	0	0	0	0	0	0-0-0	0	0	0	0	0	0	0	0	0	0	0	0	0	0
Sep 06	at Purdue	0	0	0	0	1	11	1	11	0-0-0	0	0	0	0	0	0	0	0	0	0	0	0	0	11
Sep 13	SYRACUSE	0	0	0	0	1	6	0	6	0-0-0	0	0	0	0	0	0	0	0	0	0	0	0	0	6
Sep 20	at Kansas	0	0	0	0	0	0	0	0	0-0-0	0	0	0	0	0	0	0	0	0	0	0	0	0	0
Sep 27	at Toledo	0	0	0	0	1	5	0	5	0-0-0	0	0	0	0	0	0	0	0	0	0	0	0	0	5
Oct 04	OHIO	0	0	0	0	1	3	0	3	0-0-0	0	0	0	0	0	0	0	0	0	0	0	0	0	3
Oct 11	at Northern Illinois	0	0	0	0	1	13	1	13	0-0-0	0	0	0	0	0	0	0	0	0	0	0	0	0	13
Oct 18	BALL STATE	0	0	0	0	1	27	0	27	0-0-0	0	0	0	0	0	0	0	0	0	0	0	0	0	27
Oct 25	at Buffalo	0	0	0	0	2	46	0	30	0-0-0	0	0	0	0	0	0	0	0	0	0	0	0	0	46
Nov 01	at Eastern Michigan	0	0	0	0	0	0	0	0	0-0-0	0	0	0	0	0	0	0	0	0	0	0	0	0	0
Nov 15	MIAMI	0	0	0	0	0	0	0	0	0-0-0	0	0	0	0	0	0	0	0	0	0	0	0	0	0
Nov 22	WESTERN MICHIGAN	0	0	0	0	2	13	1	7	0-0-0	0	0	0	0	0	0	0	0	0	0	0	0	0	13
Totals		0	0	0	0	10	124	3	30	0-0-0	0	0	0	0	0	0	0	0	0	0	0	0	0	124

34 THOMAS RAWLS RB

		Rushing				Receiving				Passing				Kick Returns				Punt Returns				all		
Date	Opponent	no.	yds	td	lg	no.	yds	td	lg	cmp	att	int	yds	td	lg	no.	yds	td	lg	no.	yds	td	lg	purp
Aug 28	CHATTANOOGA	25	121	1	14	2	7	0	6	0-0-0	0	0	0	0	0	0	0	0	0	0	0	0	0	128
Sep 06	at Purdue	31	155	2	16	3	50	0	40	0-0-0	0	0	0	0	0	0	0	0	0	0	0	0	0	205
Sep 27	at Toledo	17	65	2	20	1	4	0	4	0-0-0	0	0	0	0	0	0	0	0	0	0	0	0	0	69
Oct 04	OHIO	40	229	2	30	1	16	0	16	0-0-0	0	0	0	0	0	0	0	0	0	0	0	0	0	245
Oct 11	at Northern Illinois	40	270	2	46	0	0	0	0	0-0-0	0	0	0	0	0	0	0	0	0	0	0	0	0	270
Oct 18	BALL STATE	32	167	1	37	1	6	0	6	0-0-0	0	0	0	0	0	0	0	0	0	0	0	0	0	173
Oct 25	at Buffalo	3	4	0	3	0	0	0	0	0-0-0	0	0	0	0	0	0	0	0	0	0	0	0	0	4
Nov 15	MIAMI	3	16	0	12	0	0	0	0	0-0-0	0	0	0	0	0	0	0	0	0	0	0	0	0	16
Nov 22	WESTERN MICHIGAN	19	76	0	22	2	10	0	6	0-0-0	0	0	0	0	0	0	0	0	0	0	0	0	0	86
		210	1103	10	46	10	93	0	40	0-0-0	0	0	0	0	0	0	0	0	0	0	0	0	0	1196

80 ANTHONY RICE WR

		Rushing				Receiving				Passing				Kick Returns				Punt Returns				all		
Date	Opponent	no.	yds	td	lg	no.	yds	td	lg	cmp	att	int	yds	td	lg	no.	yds	td	lg	no.	yds	td	lg	purp
Aug 28	CHATTANOOGA	0	0	0	0	3	15	0	9	0-0-0	0	0	0	0	0	0	0	0	0	0	0	0	0	15
Sep 06	at Purdue	0	0	0	0	2	66	1	65	0-0-0	0	0	0	0	0	0	0	0	0	0	0	0	0	66
Sep 13	SYRACUSE	0	0	0	0	2	13	0	7	0-0-0	0	0	0	0	0	0	0	0	0	0	0	0	0	13
Sep 20	at Kansas	0	0	0	0	2	27	0	14	0-0-0	0	0	0	0	0	0	0	0	0	0	0	0	0	27
Sep 27	at Toledo	1	12	0	12	5	41	0	14	0-0-0	0	0	0	0	0	0	0	0	0	0	0	0	0	53
Oct 04	OHIO	0	0	0	0	2	12	0	6	0-0-0	0	0	0	0	0	0	0	0	0	0	0	0	0	12
Oct 11	at Northern Illinois	0	0	0	0	0	0	0	0	0-0-0	0	0	0	0	0	0	0	0	0	0	0	0	0	0
Oct 18	BALL STATE	0	0	0	0	3	42	0	23	0-0-0	0	0	0	0	0	0	0	0	0	0	0	0	0	42
Oct 25	at Buffalo	0	0	0	0	2	16	0	12	0-0-0	0	0	0	0	0	0	0	0	0	0	0	0	0	16
Nov 01	at Eastern Michigan	0	0	0	0	4	24	0	10	0-0-0	0	0	0	0	0	0	0	0	0	0	0	0	0	24
Nov 15	MIAMI	0	0	0	0	2	33	0	29	0-0-0	0	0	0	0	0	0	0	0	0	0	0	0	0	33
Nov 22	WESTERN MICHIGAN	0	0	0	0	0	0	0	0	0-0-0	0	0	0	0	0	0	0	0	0	0	0	0	0	0
Totals		1	12	0	12	27	289	1	65	0-0-0	0	0	0	0	0	0	0	0	0	0	0	0	0	301

2014 OFFENSIVE PLAYER GAME-BY-GAME STATISTICS

10 COOPER RUSH QB

Date	Opponent	Rushing				Receiving				Passing				Kick Returns				Punt Returns				all purp
		no.	yds	td	lg	no.	yds	td	lg	cmp-att-int	yds	td	lg	no.	yds	td	lg	no.	yds	td	lg	
Aug 28	CHATTANOOGA	5	17	0	19	0	0	0	0	15-26-0	173	2	33	0	0	0	0	0	0	0	0	17
Sep 06	at Purdue	4	-20	0	6	0	0	0	0	11-16-1	172	2	65	0	0	0	0	0	0	0	0	-20
Sep 13	SYRACUSE	5	-24	0	0	0	0	0	0	18-34-0	183	0	35	0	0	0	0	0	0	0	0	-24
Sep 20	at Kansas	5	10	0	17	0	0	0	0	18-26-1	178	0	29	0	0	0	0	0	0	0	0	10
Sep 27	at Toledo	3	-3	0	8	0	0	0	0	24-31-1	291	2	40	0	0	0	0	0	0	0	0	-3
Oct 04	OHIO	2	-26	0	0	0	0	0	0	17-27-0	233	2	53	0	0	0	0	0	0	0	0	-26
Oct 11	at Northern Illinois	1	2	0	2	0	0	0	0	20-31-1	269	2	39	0	0	0	0	0	0	0	0	2
Oct 18	BALL STATE	4	11	0	8	0	0	0	0	20-32-2	245	3	31	0	0	0	0	0	0	0	0	11
Oct 25	at Buffalo	6	-32	0	0	0	0	0	0	14-24-1	231	1	30	0	0	0	0	0	0	0	0	-32
Nov 01	at Eastern Michigan	0	0	0	0	0	0	0	0	18-23-1	223	1	23	0	0	0	0	0	0	0	0	0
Nov 15	MIAMI	2	-3	0	8	0	0	0	0	16-23-1	218	3	29	0	0	0	0	0	0	0	0	-3
Nov 22	WESTERN MICHIGAN	1	-9	0	0	0	0	0	0	24-44-3	248	2	27	0	0	0	0	0	0	0	0	-9
Totals		38	-77	0	19	0	0	0	0	215-337-12	2664	20	65	0	0	0	0	0	0	0	0	-77

25 DEVON SPALDING RB

Date	Opponent	Rushing				Receiving				Passing				Kick Returns				Punt Returns				all purp
		no.	yds	td	lg	no.	yds	td	lg	cmp-att-int	yds	td	lg	no.	yds	td	lg	no.	yds	td	lg	
Sep 06	at Purdue	4	21	0	13	0	0	0	0	0-0-0	0	0	0	0	0	0	0	0	0	0	0	21
Sep 13	SYRACUSE	7	14	0	11	1	6	0	6	0-0-0	0	0	0	1	-6	0	0	0	0	0	0	14
Sep 20	at Kansas	10	20	0	4	0	0	0	0	0-0-0	0	0	0	0	0	0	0	0	0	0	0	20
Sep 27	at Toledo	0	0	0	0	0	0	0	0	0-0-0	0	0	0	0	0	0	0	0	0	0	0	0
Oct 04	OHIO	0	0	0	0	0	0	0	0	0-0-0	0	0	0	1	18	0	18	0	0	0	0	18
Oct 11	at Northern Illinois	0	0	0	0	0	0	0	0	0-0-0	0	0	0	3	42	0	20	0	0	0	0	42
Oct 25	at Buffalo	1	0	0	0	0	0	0	0	0-0-0	0	0	0	0	0	0	0	0	0	0	0	0
Nov 01	at Eastern Michigan	18	154	2	42	0	0	0	0	0-0-0	0	0	0	0	0	0	0	0	0	0	0	154
Nov 15	MIAMI	22	147	2	51	0	0	0	0	0-0-0	0	0	0	0	0	0	0	0	0	0	0	147
Nov 22	WESTERN MICHIGAN	3	3	0	1	0	0	0	0	0-0-0	0	0	0	0	0	0	0	0	0	0	0	3
Totals		65	359	4	51	1	6	0	6	0-0-0	0	0	0	5	54	0	20	0	0	0	0	419

27 MARTEZ WALKER RB

Date	Opponent	Rushing				Receiving				Passing				Kick Returns				Punt Returns				all purp
		no.	yds	td	lg	no.	yds	td	lg	cmp-att-int	yds	td	lg	no.	yds	td	lg	no.	yds	td	lg	
Sep 13	SYRACUSE	3	11	0	10	1	3	0	3	0-0-0	0	0	0	0	0	0	0	0	0	0	0	14
Sep 20	at Kansas	10	56	1	18	0	0	0	0	0-0-0	0	0	0	0	0	0	0	0	0	0	0	56
Sep 27	at Toledo	5	21	0	11	0	0	0	0	0-0-0	0	0	0	0	0	0	0	0	0	0	0	21
Oct 04	OHIO	6	20	0	5	0	0	0	0	0-0-0	0	0	0	1	25	0	25	0	0	0	0	45
Oct 11	at Northern Illinois	3	5	0	2	0	0	0	0	0-0-0	0	0	0	1	17	0	17	0	0	0	0	22
Oct 18	BALL STATE	1	3	0	3	0	0	0	0	0-0-0	0	0	0	0	0	0	0	0	0	0	0	3
Oct 25	at Buffalo	16	57	0	9	1	6	0	6	0-0-0	0	0	0	0	0	0	0	0	0	0	0	63
Nov 01	at Eastern Michigan	9	24	0	7	0	0	0	0	0-0-0	0	0	0	0	0	0	0	0	0	0	0	24
Nov 15	MIAMI	0	0	0	0	0	0	0	0	0-0-0	0	0	0	0	0	0	0	0	0	0	0	0
Nov 22	WESTERN MICHIGAN	0	0	0	0	1	1	0	1	0-0-0	0	0	0	0	0	0	0	0	0	0	0	1
Totals		53	197	1	18	3	10	0	6	0-0-0	0	0	0	2	42	0	25	0	0	0	0	249

2014 OFFENSIVE PLAYER GAME-BY-GAME STATISTICS

85 COURTNEY WILLIAMS WR

		Rushing				Receiving				Passing				Kick Returns				Punt Returns				all		
Date	Opponent	no.	yds	td	lg	no.	yds	td	lg	cmp	att	int	yds	td	lg	no.	yds	td	lg	no.	yds	td	lg	purp
Aug 28	CHATTANOOGA	0	0	0	0	4	46	1	26	0	0	0	0	0	0	1	18	0	18	0	0	0	0	64
Sep 06	at Purdue	0	0	0	0	1	15	0	15	0	0	0	0	0	0	2	37	0	22	0	0	0	0	52
Sep 13	SYRACUSE	0	0	0	0	1	5	0	5	0	0	0	0	0	0	3	45	0	18	0	0	0	0	50
Sep 20	at Kansas	0	0	0	0	1	5	0	5	0	0	0	0	0	0	0	0	0	0	0	0	0	0	5
Sep 27	at Toledo	0	0	0	0	0	0	0	0	0	0	0	0	0	0	0	0	0	0	0	0	0	0	0
Oct 04	OHIO	0	0	0	0	0	0	0	0	0	0	0	0	0	0	0	0	0	0	0	0	0	0	0
Oct 11	at Northern Illinois	0	0	0	0	2	24	0	15	0	0	0	0	0	0	0	0	0	0	0	0	0	0	24
Oct 18	BALL STATE	0	0	0	0	1	7	0	7	0	0	0	0	0	0	1	23	0	23	0	0	0	0	30
Oct 25	at Buffalo	0	0	0	0	0	0	0	0	0	0	0	0	0	0	1	24	0	24	0	0	0	0	24
Nov 01	at Eastern Michigan	0	0	0	0	0	0	0	0	0	0	0	0	0	0	0	0	0	0	0	0	0	0	0
Nov 15	MIAMI	0	0	0	0	0	0	0	0	0	0	0	0	0	0	1	22	0	22	0	0	0	0	22
Nov 22	WESTERN MICHIGAN	0	0	0	0	1	14	0	14	0	0	0	0	0	0	0	0	0	0	0	0	0	0	14
Totals		0	0	0	0	11	116	1	26	0	0	0	0	0	0	9	169	0	24	0	0	0	0	285

2014 DEFENSIVE PLAYER GAME-BY-GAME STATISTICS

18 TONY ANNESE DB

Date	Opponent	Tackles				Sacks no-yds	Fumble		Pass Defense			blkd kick	PAT Attempts			off		
		ua	a	total	tfl-yds		ff	fr-yds	int-yds	qbh	brup		kick	rush	rcv	saf	t/o	pts
Aug 28	CHATTANOOGA	2	0	2	0.0-0	0.0-0	0	0-0	2-0	0	0	0	0-0	0	0	0	-	0
Sep 06	at Purdue	6	1	7	0.0-0	0.0-0	0	0-0	0-0	0	1	0	0-0	0	0	0	-	0
Sep 13	SYRACUSE	8	1	9	0.0-0	0.0-0	0	0-0	0-0	0	0	0	0-0	0	0	0	-	0
Sep 20	at Kansas	4	2	6	0.0-0	0.0-0	0	0-0	0-0	0	1	0	0-0	0	0	0	-	0
Sep 27	at Toledo	3	4	7	1.0-3	0.0-0	0	0-0	0-0	0	2	0	0-0	0	0	0	-	0
Oct 04	OHIO	0	0	0	0.0-0	0.0-0	0	0-0	0-0	0	0	0	0-0	0	0	0	-	0
Oct 11	at Northern Illinois	4	3	7	0.0-0	0.0-0	0	0-0	1-0	0	2	0	0-0	0	0	0	-	0
Oct 18	BALL STATE	6	2	8	1.5-3	0.0-0	0	0-0	0-0	0	1	0	0-0	0	0	0	-	0
Oct 25	at Buffalo	3	2	5	0.0-0	0.0-0	0	0-0	0-0	0	2	0	0-0	0	0	0	-	0
Nov 01	at Eastern Michigan	1	1	2	0.5-1	0.0-0	0	1-0	0-0	0	0	0	0-0	0	0	0	-	0
Nov 15	MIAMI	5	3	8	0.0-0	0.0-0	0	0-0	0-0	0	1	0	0-0	0	0	0	-	0
Nov 22	WESTERN MICHIGAN	4	0	4	0.0-0	0.0-0	0	0-0	0-0	0	0	0	0-0	0	0	0	-	0
Totals		46	19	65	3.0-7	0.0-0	0	1-0	3-0	0	10	0	0-0	0	0	0	-	0

29 JARRET CHAPMAN DB

Date	Opponent	Tackles				Sacks no-yds	Fumble		Pass Defense			blkd kick	PAT Attempts			off		
		ua	a	total	tfl-yds		ff	fr-yds	int-yds	qbh	brup		kick	rush	rcv	saf	t/o	pts
Aug 28	CHATTANOOGA	1	3	4	0.0-0	0.0-0	0	0-0	0-0	0	0	0	0-0	0	0	0	-	0
Sep 06	at Purdue	0	0	0	0.0-0	0.0-0	0	0-0	0-0	0	0	0	0-0	0	0	0	-	0
Sep 13	SYRACUSE	2	2	4	0.0-0	0.0-0	0	0-0	0-0	0	0	0	0-0	0	0	0	-	0
Sep 20	at Kansas	0	1	1	0.0-0	0.0-0	0	0-0	0-0	0	0	0	0-0	0	0	0	-	0
Sep 27	at Toledo	3	5	8	0.0-0	0.0-0	0	0-0	0-0	0	0	0	0-0	0	0	0	-	0
Oct 04	OHIO	1	3	4	0.0-0	0.0-0	0	0-0	0-0	0	0	0	0-0	0	0	0	-	0
Oct 11	at Northern Illinois	1	0	1	0.0-0	0.0-0	0	0-0	0-0	0	0	0	0-0	0	0	0	-	0
Oct 18	BALL STATE	0	1	1	0.0-0	0.0-0	0	0-0	0-0	0	0	0	0-0	0	0	0	-	0
Oct 25	at Buffalo	0	1	1	0.0-0	0.0-0	0	0-0	0-0	0	0	0	0-0	0	0	0	-	0
Nov 01	at Eastern Michigan	1	2	3	0.0-0	0.0-0	0	0-0	0-0	0	0	0	0-0	0	0	0	-	0
Nov 15	MIAMI	1	1	2	0.0-0	0.0-0	0	0-0	0-0	0	0	0	0-0	0	0	0	-	0
Nov 22	WESTERN MICHIGAN	1	0	1	0.0-0	0.0-0	0	0-0	0-0	0	0	0	0-0	0	0	0	-	0
Totals		11	19	30	0.0-0	0.0-0	0	0-0	0-0	0	0	0	0-0	0	0	0	-	0

2014 DEFENSIVE PLAYER GAME-BY-GAME STATISTICS

46 JUSTIN CHEROCCI LB

Date	Opponent	Tackles				Sacks no-yds	Fumble		Pass Defense			blkd kick	PAT Attempts			off		
		ua	a	total	tfl-yds		ff	fr-yds	int-yds	qbh	brup		kick	rush	rcv	saf	t/o	pts
Aug 28	CHATTANOOGA	2	9	11	0.5-6	0.0-0	0	0-0	0-0	0	0	0	0-0	0	0	0	-	0
Sep 06	at Purdue	8	0	8	0.0-0	0.0-0	0	0-0	0-0	0	0	0	0-0	0	0	0	-	0
Sep 13	SYRACUSE	2	9	11	0.0-0	0.0-0	0	0-0	0-0	1	0	0	0-0	0	0	0	-	0
Sep 20	at Kansas	12	6	18	1.0-6	1.0-6	1	0-0	0-0	0	0	0	0-0	0	0	0	-	0
Sep 27	at Toledo	3	5	8	0.0-0	0.0-0	0	0-0	0-0	0	0	0	0-0	0	0	0	-	0
Oct 04	OHIO	1	4	5	0.0-0	0.0-0	0	0-0	0-0	0	0	0	0-0	0	0	0	-	0
Oct 11	at Northern Illinois	4	6	10	0.0-0	0.0-0	0	0-0	0-0	0	0	0	0-0	0	0	0	-	0
Oct 18	BALL STATE	5	2	7	2.0-3	0.0-0	0	0-0	0-0	0	0	0	0-0	0	0	0	-	0
Oct 25	at Buffalo	5	4	9	0.5-1	0.0-0	0	0-0	0-0	0	0	0	0-0	0	0	0	-	0
Nov 01	at Eastern Michigan	2	3	5	1.0-10	1.0-10	0	0-0	0-0	0	0	0	0-0	0	0	0	-	0
Nov 15	MIAMI	9	1	10	2.0-16	2.0-16	1	0-0	0-0	0	0	0	0-0	0	0	0	-	0
Nov 22	WESTERN MICHIGAN	2	3	5	0.0-0	0.0-0	0	0-0	0-0	0	0	0	0-0	0	0	0	-	0
Totals		55	52	107	7.0-42	4.0-32	2	0-0	0-0	1	0	0	0-0	0	0	0	-	0

52 JABARI DEAN DT

Date	Opponent	Tackles				Sacks no-yds	Fumble		Pass Defense			blkd kick	PAT Attempts			off		
		ua	a	total	tfl-yds		ff	fr-yds	int-yds	qbh	brup		kick	rush	rcv	saf	t/o	pts
Aug 28	CHATTANOOGA	0	5	5	0.5-2	0.0-0	0	0-0	0-0	0	0	1	0-0	0	0	0	-	0
Sep 06	at Purdue	1	1	2	0.0-0	0.0-0	0	0-0	0-0	0	0	0	0-0	0	0	0	-	0
Sep 13	SYRACUSE	4	1	5	1.0-2	0.0-0	0	0-0	0-0	0	0	0	0-0	0	0	0	-	0
Sep 20	at Kansas	1	1	2	1.5-5	0.5-3	0	0-0	0-0	0	0	0	0-0	0	0	0	-	0
Sep 27	at Toledo	0	2	2	0.0-0	0.0-0	0	0-0	0-0	0	0	0	0-0	0	0	0	-	0
Oct 04	OHIO	2	0	2	1.0-2	0.0-0	0	0-0	0-0	0	0	0	0-0	0	0	0	-	0
Oct 11	at Northern Illinois	0	2	2	0.0-0	0.0-0	0	0-0	0-0	0	0	0	0-0	0	0	0	-	0
Oct 18	BALL STATE	1	1	2	0.0-0	0.0-0	0	0-0	0-0	0	0	1	0-0	0	0	0	-	0
Oct 25	at Buffalo	2	1	3	0.0-0	0.0-0	0	0-0	0-0	0	0	0	0-0	0	0	0	-	0
Nov 01	at Eastern Michigan	0	0	0	0.0-0	0.0-0	0	0-0	0-0	0	0	0	0-0	0	0	0	-	0
Nov 15	MIAMI	0	0	0	0.0-0	0.0-0	0	0-0	0-0	0	0	0	0-0	0	0	0	-	0
Nov 22	WESTERN MICHIGAN	3	2	5	2.0-10	1.0-8	1	0-0	0-0	0	0	0	0-0	0	0	0	-	0
Totals		14	16	30	6.0-21	1.5-11	1	0-0	0-0	0	0	2	0-0	0	0	0	-	0

5 KAVON FRAZIER DB

Date	Opponent	Tackles				Sacks no-yds	Fumble		Pass Defense			blkd kick	PAT Attempts			off		
		ua	a	total	tfl-yds		ff	fr-yds	int-yds	qbh	brup		kick	rush	rcv	saf	t/o	pts
Aug 28	CHATTANOOGA	2	1	3	0.0-0	0.0-0	0	0-0	0-0	0	1	0	0-0	0	0	0	-	0
Sep 06	at Purdue	1	3	4	0.0-0	0.0-0	0	0-0	0-0	0	0	0	0-0	0	0	0	-	0
Sep 13	SYRACUSE	5	3	8	0.0-0	0.0-0	0	0-0	0-0	0	0	0	0-0	0	0	0	-	0
Sep 20	at Kansas	6	2	8	0.0-0	0.0-0	0	0-0	0-0	0	0	0	0-0	0	0	0	-	0
Sep 27	at Toledo	2	3	5	0.0-0	0.0-0	0	0-0	0-0	0	0	0	0-0	0	0	0	-	0
Oct 04	OHIO	0	0	0	0.0-0	0.0-0	0	0-0	0-0	0	1	0	0-0	0	0	0	-	0
Oct 11	at Northern Illinois	5	3	8	0.0-0	0.0-0	0	0-0	0-0	0	0	0	0-0	0	0	0	-	0
Oct 18	BALL STATE	4	1	5	0.0-0	0.0-0	0	0-0	0-0	0	0	0	0-0	0	0	0	-	0
Oct 25	at Buffalo	1	1	2	0.0-0	0.0-0	0	0-0	0-0	0	0	0	0-0	0	0	0	-	0
Nov 01	at Eastern Michigan	3	2	5	0.0-0	0.0-0	0	0-0	0-0	0	1	0	0-0	0	0	0	-	0
Nov 15	MIAMI	1	1	2	0.0-0	0.0-0	0	1-0	0-0	0	0	0	0-0	0	0	0	-	0
Nov 22	WESTERN MICHIGAN	0	3	3	0.0-0	0.0-0	0	0-0	0-0	0	1	0	0-0	0	0	0	-	0
Totals		30	23	53	0.0-0	0.0-0	0	1-0	0-0	0	4	0	0-0	0	0	0	-	0

2014 DEFENSIVE PLAYER GAME-BY-GAME STATISTICS

4 BRANDON GREER DB

Date	Opponent	Tackles				Sacks no-yds	Fumble		Pass Defense			blkd kick	PAT Attempts			off		pts
		ua	a	total	tfl-yds		ff	fr-yds	int-yds	qbh	brup		kick	rush	rcv	saf	t/o	
Aug 28	CHATTANOOGA	4	2	6	1.0-7	0.0-0	0	0-0	0-0	0	1	0	0-0	0	0	0	-	0
Sep 06	at Purdue	2	1	3	0.0-0	0.0-0	1	1-0	1-57	0	1	0	0-0	0	0	0	-	6
Sep 13	SYRACUSE	2	0	2	0.0-0	0.0-0	0	0-0	0-0	0	0	0	0-0	0	0	0	-	0
Sep 20	at Kansas	2	0	2	0.0-0	0.0-0	0	0-0	0-0	0	0	0	0-0	0	0	0	-	0
Sep 27	at Toledo	3	1	4	0.0-0	0.0-0	0	0-0	1-0	0	0	0	0-0	0	0	0	-	0
Oct 04	OHIO	2	1	3	0.0-0	0.0-0	0	0-0	0-0	0	0	0	0-0	0	0	0	-	0
Oct 11	at Northern Illinois	6	2	8	0.0-0	0.0-0	0	0-0	0-0	0	1	0	0-0	0	0	0	-	0
Oct 18	BALL STATE	3	2	5	0.0-0	0.0-0	0	0-0	0-0	0	0	0	0-0	0	0	0	-	0
Oct 25	at Buffalo	3	1	4	0.0-0	0.0-0	0	0-0	1-0	0	1	0	0-0	0	0	0	-	0
Nov 01	at Eastern Michigan	2	0	2	0.0-0	0.0-0	0	0-0	0-0	0	0	0	0-0	0	0	0	-	0
Nov 15	MIAMI	2	0	2	0.0-0	0.0-0	0	0-0	0-0	0	0	0	0-0	0	0	0	-	0
Nov 22	WESTERN MICHIGAN	3	0	3	0.0-0	0.0-0	0	0-0	0-0	0	0	0	0-0	0	0	0	-	0
Totals		34	10	44	1.0-7	0.0-0	1	1-0	3-57	0	4	0	0-0	0	0	0	-	6

43 TIM HAMILTON LB

Date	Opponent	Tackles				Sacks no-yds	Fumble		Pass Defense			blkd kick	PAT Attempts			off		pts
		ua	a	total	tfl-yds		ff	fr-yds	int-yds	qbh	brup		kick	rush	rcv	saf	t/o	
Aug 28	CHATTANOOGA	3	1	4	1.0-1	0.0-0	0	0-0	0-0	0	1	0	0-0	0	0	0	-	0
Sep 06	at Purdue	2	3	5	0.0-0	0.0-0	0	0-0	0-0	0	1	0	0-0	0	0	0	-	0
Sep 13	SYRACUSE	2	4	6	0.0-0	0.0-0	0	0-0	0-0	0	0	0	0-0	0	0	0	-	0
Sep 20	at Kansas	2	2	4	1.0-4	0.5-3	0	0-0	0-0	2	0	0	0-0	0	0	0	-	0
Sep 27	at Toledo	1	3	4	0.0-0	0.0-0	0	0-0	0-0	0	0	0	0-0	0	0	0	-	0
Oct 04	OHIO	2	0	2	0.0-0	0.0-0	0	0-0	0-0	0	0	0	0-0	0	0	0	-	0
Oct 11	at Northern Illinois	1	1	2	0.0-0	0.0-0	0	0-0	0-0	0	0	0	0-0	0	0	0	-	0
Oct 18	BALL STATE	1	1	2	1.0-8	1.0-8	0	0-0	0-0	1	0	0	0-0	0	0	0	-	0
Oct 25	at Buffalo	0	1	1	0.0-0	0.0-0	0	0-0	0-0	0	0	0	0-0	0	0	0	-	0
Nov 01	at Eastern Michigan	2	1	3	0.0-0	0.0-0	0	0-0	0-0	0	0	0	0-0	0	0	0	-	0
Nov 15	MIAMI	0	0	0	0.0-0	0.0-0	0	0-0	0-0	0	0	0	0-0	0	0	0	-	0
Nov 22	WESTERN MICHIGAN	1	0	1	0.0-0	0.0-0	0	0-0	0-0	0	0	0	0-0	0	0	0	-	0
Totals		17	17	34	3.0-13	1.5-11	0	0-0	0-0	3	2	0	0-0	0	0	0	-	0

10 KEVIN KING DB

Date	Opponent	Tackles				Sacks no-yds	Fumble		Pass Defense			blkd kick	PAT Attempts			off		pts
		ua	a	total	tfl-yds		ff	fr-yds	int-yds	qbh	brup		kick	rush	rcv	saf	t/o	
Aug 28	CHATTANOOGA	0	0	0	0.0-0	0.0-0	0	0-0	1-0	0	0	0	0-0	0	0	0	-	0
Sep 06	at Purdue	3	2	5	0.0-0	0.0-0	0	0-0	0-0	0	0	0	0-0	0	0	0	-	0
Sep 13	SYRACUSE	6	1	7	1.0-3	0.0-0	0	0-0	0-0	0	0	0	0-0	0	0	0	-	0
Sep 20	at Kansas	1	0	1	0.0-0	0.0-0	0	0-0	0-0	0	0	0	0-0	0	0	0	-	0
Sep 27	at Toledo	5	4	9	0.0-0	0.0-0	0	0-0	0-0	0	0	0	0-0	0	0	0	-	0
Oct 04	OHIO	2	1	3	0.0-0	0.0-0	0	0-0	0-0	0	0	0	0-0	0	0	0	-	0
Oct 11	at Northern Illinois	1	1	2	0.0-0	0.0-0	0	0-0	0-0	0	0	0	0-0	0	0	0	-	0
Oct 18	BALL STATE	4	0	4	0.0-0	0.0-0	0	0-0	0-0	0	0	0	0-0	0	0	0	-	0
Oct 25	at Buffalo	1	2	3	0.5-1	0.0-0	0	0-0	0-0	0	0	0	0-0	0	0	0	-	0
Nov 01	at Eastern Michigan	1	1	2	0.0-0	0.0-0	0	0-0	1-0	0	0	0	0-0	0	0	0	-	0
Nov 15	MIAMI	0	1	1	0.0-0	0.0-0	0	0-0	0-0	0	0	0	0-0	0	0	0	-	0
Nov 22	WESTERN MICHIGAN	3	0	3	0.0-0	0.0-0	1	0-0	0-0	0	0	0	0-0	0	0	0	-	0
Totals		27	13	40	1.5-4	0.0-0	1	0-0	2-0	0	0	0	0-0	0	0	0	-	0

2014 DEFENSIVE PLAYER GAME-BY-GAME STATISTICS

51 CODY LOPEZ LB

Date	Opponent	Tackles				Sacks no-yds	Fumble		Pass Defense			blkd kick	PAT Attempts			off		
		ua	a	total	tfl-yds		ff	fr-yds	int-yds	qbh	brup		kick	rush	rcv	saf	t/o	pts
Aug 28	CHATTANOOGA	2	3	5	0.0-0	0.0-0	0	0-0	0-0	0	0	0	0-0	0	0	0	-	0
Sep 06	at Purdue	0	1	1	0.0-0	0.0-0	0	0-0	0-0	0	0	0	0-0	0	0	0	-	0
Sep 27	at Toledo	0	0	0	0.0-0	0.0-0	0	0-0	0-0	0	0	0	0-0	0	0	0	-	0
Oct 04	OHIO	1	1	2	0.0-0	0.0-0	0	0-0	0-0	0	0	0	0-0	0	0	0	-	0
Oct 11	at Northern Illinois	1	1	2	1.0-3	0.0-0	0	0-0	0-0	0	0	0	0-0	0	0	0	-	0
Oct 18	BALL STATE	1	1	2	0.0-0	0.0-0	0	0-0	0-0	0	0	0	0-0	0	0	0	-	0
Oct 25	at Buffalo	2	2	4	0.0-0	0.0-0	0	0-0	0-0	0	0	0	0-0	0	0	0	-	0
Nov 01	at Eastern Michigan	0	1	1	0.5-1	0.0-0	0	0-0	0-0	1	0	0	0-0	0	0	0	-	0
Nov 15	MIAMI	2	1	3	1.5-6	0.0-0	0	0-0	0-0	0	0	0	0-0	0	0	0	-	0
Nov 22	WESTERN MICHIGAN	0	1	1	0.0-0	0.0-0	0	0-0	0-0	0	0	0	0-0	0	0	0	-	0
Totals		9	12	21	3.0-10	0.0-0	0	0-0	0-0	1	0	0	0-0	0	0	0	-	0

45 JOE OSTMAN DE

Date	Opponent	Tackles				Sacks no-yds	Fumble		Pass Defense			blkd kick	PAT Attempts			off		
		ua	a	total	tfl-yds		ff	fr-yds	int-yds	qbh	brup		kick	rush	rcv	saf	t/o	pts
Aug 28	CHATTANOOGA	2	4	6	1.5-7	0.0-0	0	0-0	0-0	0	0	0	0-0	0	0	0	-	0
Sep 06	at Purdue	3	1	4	3.0-8	2.0-6	0	0-0	0-0	0	0	0	0-0	0	0	0	-	0
Sep 13	SYRACUSE	3	4	7	0.5-1	0.0-0	0	0-0	0-0	0	0	0	0-0	0	0	0	-	0
Sep 20	at Kansas	4	3	7	1.0-1	0.0-0	0	0-0	0-0	0	0	0	0-0	0	0	0	-	0
Sep 27	at Toledo	3	2	5	0.0-0	0.0-0	1	0-0	0-0	0	0	0	0-0	0	0	0	-	0
Oct 04	OHIO	1	0	1	0.0-0	0.0-0	0	0-0	0-0	0	0	0	0-0	0	0	0	-	0
Oct 11	at Northern Illinois	6	0	6	1.0-1	0.0-0	0	0-0	0-0	0	0	0	0-0	0	0	0	-	0
Oct 18	BALL STATE	2	6	8	0.5-1	0.0-0	0	0-0	0-0	0	0	0	0-0	0	0	0	-	0
Oct 25	at Buffalo	0	3	3	0.5-0	0.0-0	0	0-0	0-0	0	0	0	0-0	0	0	0	-	0
Nov 01	at Eastern Michigan	1	2	3	1.0-3	0.0-0	0	0-0	0-0	0	0	0	0-0	0	0	0	-	0
Nov 15	MIAMI	3	0	3	1.0-7	1.0-7	1	0-0	0-0	0	0	0	0-0	0	0	0	-	0
Nov 22	WESTERN MICHIGAN	3	0	3	0.0-0	0.0-0	0	1-0	0-0	0	0	0	0-0	0	0	0	-	0
Totals		31	25	56	10.0-29	3.0-13	2	1-0	0-0	0	0	0	0-0	0	0	0	-	0

2 BLAKE SERPA DE

Date	Opponent	Tackles				Sacks no-yds	Fumble		Pass Defense			blkd kick	PAT Attempts			off		
		ua	a	total	tfl-yds		ff	fr-yds	int-yds	qbh	brup		kick	rush	rcv	saf	t/o	pts
Aug 28	CHATTANOOGA	1	1	2	1.0-3	0.0-0	0	0-0	1-2	1	0	0	0-0	0	0	0	-	0
Sep 06	at Purdue	2	1	3	0.0-0	0.0-0	0	0-0	0-0	0	1	0	0-0	0	0	0	-	0
Sep 13	SYRACUSE	3	0	3	0.0-0	0.0-0	0	0-0	0-0	0	0	0	0-0	0	0	0	-	0
Sep 20	at Kansas	3	2	5	1.5-3	0.0-0	0	0-0	0-0	1	0	0	0-0	0	0	0	-	0
Sep 27	at Toledo	1	0	1	0.0-0	0.0-0	0	0-0	0-0	0	0	0	0-0	0	0	0	-	0
Oct 04	OHIO	4	1	5	2.0-18	2.0-18	0	0-0	0-0	1	0	0	0-0	0	0	0	-	0
Oct 11	at Northern Illinois	0	0	0	0.0-0	0.0-0	0	0-0	0-0	2	1	0	0-0	0	0	0	-	0
Oct 18	BALL STATE	5	1	6	2.0-8	1.0-7	1	0-0	0-0	0	1	0	0-0	0	0	0	-	0
Oct 25	at Buffalo	1	2	3	1.0-3	0.0-0	0	0-0	0-0	0	0	0	0-0	0	0	0	-	0
Nov 01	at Eastern Michigan	2	0	2	1.0-1	0.0-0	0	0-0	0-0	0	0	0	0-0	0	0	0	-	0
Nov 15	MIAMI	4	1	5	2.0-4	0.0-0	0	0-0	0-0	0	0	0	0-0	0	0	0	-	0
Nov 22	WESTERN MICHIGAN	5	1	6	1.0-8	1.0-8	0	0-0	0-0	0	0	0	0-0	0	0	0	-	0
Totals		31	10	41	11.5-48	4.0-33	1	0-0	1-2	5	3	0	0-0	0	0	0	-	0

2014 DEFENSIVE PLAYER GAME-BY-GAME STATISTICS

58 LETERRIUS WALTON DT

Date	Opponent	Tackles				Sacks no-yds	Fumble		Pass Defense			blkd kick	PAT Attempts			off		
		ua	a	total	tfl-yds		ff	fr-yds	int-yds	qbh	brup		kick	rush	rcv	saf	t/o	pts
Aug 28	CHATTANOOGA	1	3	4	0.0-0	0.0-0	0	0-0	0-0	1	1	0	0-0	0	0	0	-	0
Sep 06	at Purdue	0	0	0	0.0-0	0.0-0	0	0-0	0-0	0	1	0	0-0	0	0	0	-	0
Sep 13	SYRACUSE	0	2	2	0.0-0	0.0-0	0	0-0	0-0	0	0	0	0-0	0	0	0	-	0
Sep 20	at Kansas	1	0	1	0.0-0	0.0-0	0	0-0	0-0	0	0	0	0-0	0	0	0	-	0
Sep 27	at Toledo	3	2	5	0.0-0	0.0-0	0	0-0	0-0	2	0	0	0-0	0	0	0	-	0
Oct 04	OHIO	2	0	2	1.0-5	0.0-0	0	0-0	0-0	0	0	0	0-0	0	0	0	-	0
Oct 11	at Northern Illinois	1	1	2	0.0-0	0.0-0	0	0-0	0-0	0	0	0	0-0	0	0	0	-	0
Oct 18	BALL STATE	4	1	5	0.0-0	0.0-0	0	1-0	0-0	2	0	0	0-0	0	0	0	-	0
Oct 25	at Buffalo	2	0	2	1.0-2	1.0-2	1	0-0	0-0	0	0	0	0-0	0	0	0	-	0
Nov 01	at Eastern Michigan	1	1	2	1.0-9	1.0-9	0	0-0	0-0	1	0	0	0-0	0	0	0	-	0
Nov 15	MIAMI	1	1	2	0.5-4	0.0-0	0	0-0	0-0	0	0	0	0-0	0	0	0	-	0
Nov 22	WESTERN MICHIGAN	1	2	3	0.0-0	0.0-0	0	0-0	0-0	0	0	0	0-0	0	0	0	-	0
Totals		17	13	30	3.5-20	2.0-11	1	1-0	0-0	6	2	0	0-0	0	0	0	-	0

14 JASON WILSON DB

Date	Opponent	Tackles				Sacks no-yds	Fumble		Pass Defense			blkd kick	PAT Attempts			off		
		ua	a	total	tfl-yds		ff	fr-yds	int-yds	qbh	brup		kick	rush	rcv	saf	t/o	pts
Aug 28	CHATTANOOGA	0	3	3	0.5-2	0.0-0	0	0-0	0-0	0	0	0	0-0	0	0	0	-	0
Sep 06	at Purdue	8	1	9	1.0-3	0.0-0	0	0-0	1-0	0	1	0	0-0	0	0	0	-	0
Sep 13	SYRACUSE	5	1	6	1.0-2	0.0-0	0	0-0	0-0	0	0	0	0-0	0	0	0	-	0
Sep 20	at Kansas	2	2	4	0.0-0	0.0-0	0	0-0	0-0	0	0	0	0-0	0	0	0	-	0
Sep 27	at Toledo	4	6	10	0.0-0	0.0-0	0	0-0	0-0	0	1	0	0-0	0	0	0	-	0
Oct 11	at Northern Illinois	0	0	0	0.0-0	0.0-0	0	0-0	0-0	0	0	0	0-0	0	0	0	-	0
Oct 25	at Buffalo	2	0	2	0.0-0	0.0-0	0	0-0	0-0	0	3	0	0-0	0	0	0	-	0
Nov 01	at Eastern Michigan	1	0	1	0.0-0	0.0-0	0	0-0	0-0	0	1	0	0-0	0	0	0	-	0
Nov 15	MIAMI	5	1	6	0.0-0	0.0-0	0	0-0	0-0	0	1	0	0-0	0	0	0	-	0
Nov 22	WESTERN MICHIGAN	8	0	8	0.0-0	0.0-0	0	0-0	1-35	0	0	0	0-0	0	0	0	-	0
Totals		35	14	49	2.5-7	0.0-0	0	0-0	2-35	0	7	0	0-0	0	0	0	-	0

California Raisin Bowl

San Jose 48, CMU 24

December 8, 1990

Fresno, Calif.

The Central Michigan University Chippewas played in their first Division I bowl game in 1990 – California Raisin Bowl X.

San Jose State defeated CMU, 48-24, in Fresno.

CMU entered the game as one of the top defenses in the nation, allowing only 8.9 points per game during the season. The Chippewa defense would be tested as it faced a powerful San Jose State offense in quarterback Ralph Martini and running back Sheldon Canley.

The only scoring in the first quarter would come on the opening drive as San Jose scored on a 5-yard run by Canley.

The Spartans added a field goal after pinning CMU deep in its own territory and forcing the Chippewas to punt from the end zone. A surprise on-side kick attempt by San Jose then failed, and the Chippewas started a drive at the CMU 45-yard line. On the first play of that drive, Jeff Bender hit Ken Ealy along the sideline for a 55-yard touchdown. Central then had a great opportunity to take the lead when San Jose fumbled the kickoff at its own 14-yard line. However, on a fourth-and-1 at the 5-yard line, tailback Billy Smith was stopped for a loss of 1 yard. San Jose would manage to put 16 more points on the board in the quarter to take a 26-7 halftime lead.

After a CMU field goal early in the third quarter, Canley added two more rushing touchdowns and one receiving to give San Jose a 48-10 lead early in the fourth. Bender and Ealy later connected for touchdown strikes of 48 and 17 yards after the outcome had already been decided. Canley was named San Jose's game MVP, and Ealy earned the honor for CMU.



Game Statistics

CMU	0	7	3	14	24
San Jose State	7	19	15	7	48

Scoring	Qtr	Play
SJSU	1	Canley 5-yard run (Bowen PAT)
SJSU	2	Bowen 37-yard field goal
CMU	2	Ealy 55-yard pass from Bender (Nicholl PAT)
SJSU	2	Canley 22-yard run
SJSU	2	Blackmon 25-yard pass from Martini (run failed)
SJSU	2	Bowen 25-yard field goal
CMU	3	Nicholl 27-yard field goal
SJSU	3	Canley 59-yard run (Martini pass to Blackmon)
SJSU	3	Canley 5-yard run (Bowen PAT)
SJSU	4	Canley 5-yard pass from Martini (Bowen PAT)
CMU	4	Ealy 48-yard pass from Bender (Nicholl PAT)
CMU	4	Ealy 17-yard pass from Bender (Nicholl PAT)

Attendance – 25,431

	CMU	SJSU
First Downs	13	28
Rushing Attempts	29	45
Net Rushing	63	200
Net Passing	220	442
Passes Attempted	25	43
Passes Completed	14	32
Interceptions	1	1
Total Plays	54	88
Total Net Yards	283	642
Fumbles/Lost	1/1	2/1
Penalties/Yards	4/30	12/118
Time of Possession	22:49	37:11

Rushing

CMU – Billy Smith 20-37, Leo Griffin 1-11, Darnell Rush 3-10, John Hood 3-7, Joe Connolly 1-3, Jeff Bender 1-(-5)
 SJSU – Sheldon Canley 23-164, Maceo Barbosa 8-16, Ralph Martini 3-16, Chip Vargas 3-13, Leon Hawthorne 3-4, Blair Zerr 1-3, Mike Jordan 1-2, Byron Jackson 1-(-7), Walter Brooks 1-(-11)

Passing

CMU – Jeff Bender 14-25-1 for 220
 SJSU – Ralph Martini 27-36-1 for 404, Mike Jordan 5-7-0 for 38

Receiving

CMU – Ken Ealy 7-161, Robert Kench 4-36, Bryan Tice 2-17, Billy Smith 1-6
 SJSU – Sheldon Canley 5-44, David Blakes 4-95, Byron Jackson 4-69, Maceo Barbosa 4-56, Bobby Blackmon 3-50, Bryce Burnett 3-40, Walter Brooks 3-14, Gary Charlton 2-46, Leon Hawthorne 2-12, Chip Vargas 1-9, Rich Sarlatte 1-7

Las Vegas Bowl

Nevada-Las Vegas 52, CMU 24

December 15, 1994

Las Vegas, Nev.

Las Vegas Bowl III marked the second time in 1994 that the Central Michigan University Chippewas and the University of Nevada-Las Vegas Rebels met. The Chippewas won the earlier contest 35-23 in Mount Pleasant.


CMU could not capture the second meeting as the Chippewas fell to the Rebels, 52-24.

CMU entered the bowl game on a high note after defeating Bowling Green in a winner-take-all game for the MAC title. In preparing for the bowl game, however, All-American tailback Brian Pruitt suffered a bruised knee and was unable to play in the second battle with UNLV.

The Rebels jumped out to an early lead, scoring on their first two possessions. A Brad Blasy 20-yard field goal put CMU on the scoreboard with 3:44 left in the first quarter. On the last play of the quarter, Erik Timpf hit Terrance McMillan with a 53-yard touchdown pass, cutting the UNLV lead to 14-10.

The second quarter belonged to UNLV as three CMU turnovers resulted in 17 Rebels points. UNLV took a 31-10 lead into the locker room at halftime. The CMU offense struggled in the third quarter as starting quarterback Timpf was forced out of the game with an injury. The Chippewas were held scoreless while UNLV added two touchdowns.

The Rebels expanded the lead to 52-10 by scoring on the first possession of the fourth quarter. Chad Darnell then threw a 24-yard TD pass to Terrance McMillan with 8:10 left in the game. Damon Tolbert added a four-yard rushing TD with 1:33 left in the game before it ended, 52-24.



Game Statistics

CMU	10	0	0	14	24
Nevada-Las Vegas	14	17	14	7	52

Scoring

Qtr	Play
UNLV 1	Bailey 46-yard pass from Brown (Garritano PAT)
UNLV 1	Bailey 1-yard run (Garritano PAT)
CMU 1	Blasy 20-yard field goal
CMU 1	McMillan 53-yard pass from Timpf (Blasy PAT)
UNLV 2	Bailey 49-yard run (Garritano PAT)
UNLV 2	Washington 15-yard fumble return (Garritano PAT)
UNLV 2	Garritano 38-yard field goal
UNLV 3	Bailey 1-yard run (Garritano PAT)
UNLV 3	Keener 33-yard pass from Brown (Garritano PAT)
UNLV 4	Gatewood 45-yard pass from Davis (Garritano PAT)
CMU 4	McMillan 24-yard pass from Darnell (Blasy PAT)
CMU 4	Tolbert 4-yard run (Blasy PAT)

Attendance – 17,562

	CMU	UNLV
First Downs	22	26
Rushing Attempts	51	42
Net Rushing	152	301
Net Passing	224	288
Passes Attempted	25	27
Passes Completed	13	15
Interceptions	2	0
Total Plays	76	69
Total Net Yards	376	589
Fumbles/Lost	5/2	3/1
Penalties/Yards	6/50	8/89
Time of Possession	36:34	23:26

Rushing

CMU – Damon Tolbert 11-79, John King 6-51, Eric Johnson 16-47, Erik Timpf 12-6, Andy Korytkowski 1-(-7), Chad Darnell 5-(-24)
 UNLV – DeJohn Branch 13-125, Henry Bailey 7-79, Jared Brown 6-32, Jonathan Perez 7-31, Omar Love 6-21, Jason Davis 3-13

Passing

CMU – Erik Timpf 7-12-2 for 122, Chad Darnell 6-13-0 for 102
 UNLV – Jared Brown 11-21-0 for 195, Jason Davis 4-6-0 for 93

Receiving

CMU – Terrance McMillan 4-100, Andy Korytkowski 3-44, Jeremy Dunlap 3-40, Jerry Miller 2-32, Eric Johnson 1-8
 UNLV – Randy Gatewood 6-104, Henry Bailey 5-101, Dae-mon Keener 1-33, Mike Bell 1-31, Tom Lewis 1-12, Randy Brewer 1-7

Motor City Bowl

CMU 31, Middle Tennessee State 14

December 26, 2006

Detroit, Mich.

The Central Michigan University Chippewas won their first Division I-A bowl game in impressive fashion, and picked up their second victory at Ford Field in less than a month with a resounding 31-14 triumph over Middle Tennessee State in the Motor City Bowl in Detroit, Mich.

A Motor City Bowl-record crowd of 54,113, most of them clad in maroon and gold, saw CMU score touchdowns on its first two offensive possessions to grab a 14-0 lead less than 10 minutes into the game.

Ontario Sneed scored on a 1-yard run and on a 29-yard pass from redshirt freshman quarterback Dan LeFevour, the first of two scoring strikes from the record-setting Chippewa signal-caller.

After MTSU narrowed the lead to 14-7 on a touchdown run by Eugene Gross, LeFevour needed only 35 seconds to put CMU back up by two scores, capping a quick scoring drive with a 9-yard TD run of his own. CMU led, 21-7, at the half.

The defense took care of putting the game away early in the third quarter. Senior defensive end Dan Bazuin, who was named the game's UAW Most Outstanding Lineman, hit MTSU quarterback Clint Marks, forcing a wobbly pass that was easily intercepted by CMU linebacker Doug Kress. Kress raced up the left sideline and went 56 yards with the return for a touchdown, bumping the lead to 28-7 and burying MTSU's hopes for a comeback.

LeFevour was the Motor City Bowl MVP, going 16-of-26 for 162 yards and a TD through the air and adding another 69 yards and a score on 15 carries on the ground.

Bazuin led the defense with a pair of sacks among his eight tackles, while Kress and Red Keith both had nine tackles for CMU.



Game Statistics

CMU	14	7	7	3	31
Middle Tennessee	0	7	0	7	14

Scoring Qtr

Play

CMU	1	Sneed 1-yard run (Albreski PAT)
CMU	1	Sneed 29-yard pass from LeFevour (Albreski PAT)
MTSU	2	Gross 3-yard run (Smith PAT)
CMU	2	LeFevour 9-yard run (Albreski PAT)
CMU	3	Kress 56-yard interception return (Albreski PAT)
MTSU	4	McNair 6-yard run (Smith PAT)
CMU	4	Albreski 43-yard field goal

Attendance – 54,113

	CMU	MTSU
First Downs	22	19
Rushing Attempts	32	30
Net Rushing	149	61
Net Passing	162	259
Passes Attempted	26	41
Passes Completed	16	27
Interceptions	1	2
Total Plays	58	71
Total Net Yards	311	320
Fumbles/Lost	0/0	0/0
Penalties/Yards	4/55	10/103
Time of Possession	23:19	36:41

Rushing

CMU – Dan LeFevour 15-69, Ontario Sneed 11-48, Marcel Archer 4-26, Bryan Anderson 1-11, Damien Linson 1-(-5)
 MTSU – Eugene Gross 12-37, DeMarco McNair 11-23, Desmond Gee 1-13, Joe Craddock 1-2, Clint Marks 5-(-14)

Passing

CMU – Dan LeFevour 16-26-0 for 162
 MTSU – Clint Marks 25-37-2 for 251, Joe Craddock 2-4-0 for 8

Receiving

CMU – Bryan Anderson 6-51, Ontario Sneed 6-48, Justin Gardner 2-30, Obed Cétoute 1-20, Damien Linson 1-13
 MTSU – Desmond Gee 9-63, Joe Grigsby 5-86, Eugene Gross 3-24, Bobby Williams 3-21, Pierre Ingram 2-15, DeMarco McNair 2-13, Taron Henry 1-16, Clinton Corder 1-13, Michael Cannon 1-8

Motor City Bowl

Purdue 51, CMU 48

December 26, 2007

Detroit, Mich.

Chris Summers' 40-yard field goal on the final play lifted Purdue to a 51-48 win over CMU in the highest scoring Motor City Bowl in history.

An MCB record crowd of 60,624 took in an offensive shootout that featured 1,022 yards of offense and saw the Chippewas twice tie the score after trailing by 21 points three times.

Dan LeFevour hit Bryan Anderson for a 19-yard touchdown with 1:09 remaining. Andrew Aguila's point-after evened the score at 48-48. Curtis Painter then completed 4-of-5 passes to set up the game-winning kick.

Nick Bellore, who finished with a game-high 11 tackles, intercepted a pass on the game's opening possession that led to a 27-yard Aguila field goal and a 3-0 CMU lead just over two minutes into the contest.

The Boilermakers scored on six straight possessions to close the first half. CMU, meanwhile, mustered a 47-yard field goal and a 49-yard scoring pass from LeFevour to Anderson and trailed 34-13 at halftime.

Antonio Brown scored on a 76-yard catch-and-run on the second play of the third quarter, but Painter threw a scoring pass to Jake Standeford with 12:53 remaining in the period.

LeFevour threw a 10-yard TD pass to Anderson and scored on runs of 9 and 4 yards to tie the score at 41 with 10 seconds left in the third quarter.

Purdue went back in front on Jaycen Taylor's 13-yard run with 8:19 left.

CMU took over on its own 34-yard line with 2:15 left. Facing third-and-16 from the 28, LeFevour hit Duane Brooks for 24 yards, Anderson for 13 yards, ran for 16 yards and connected with Anderson for 19 yards in succession to draw the Chippewas even on the scoreboard for the final time.



Game Statistics

Purdue	21	13	7	10	51
CMU	6	7	28	7	48

Scoring	Qtr	Play
CMU	1	Aguila 27-yard field goal
PU	1	Sheets 1-yard run (Summers PAT)
PU	1	Orton 29-yard pass from Painter (Summers PAT)
CMU	1	Aguila 47-yard field goal
PU	1	Keller 62-yard pass from Painter (Summers PAT)
PU	2	Summers 30-yard field goal
PU	2	Summers 21-yard field goal
CMU	2	Anderson 49-yard pass from LeFevour (Aguila PAT)
PU	2	Sheets 1-yard run (Summers PAT)
CMU	3	Brown 76-yard pass from LeFevour (Aguila PAT)
PU	3	Standeford 19-yard pass from Painter (Summers PAT)
CMU	3	Anderson 10-yard pass from LeFevour (Aguila PAT)
CMU	3	LeFevour 9-yard run (Aguila PAT)
CMU	3	LeFevour 4-yard run (Aguila PAT)
PU	4	Taylor 13-yard run (Summers PAT)
CMU	4	Anderson 19-yard pass from LeFevour (Aguila PAT)
PU	4	Summers 40-yard field goal

Attendance – 60,624

	PU	CMU
First Downs	28	22
Rushing Attempts	27	44
Net Rushing	41	143
Net Passing	546	292
Passes Attempted	54	35
Passes Completed	35	17
Interceptions	2	0
Total Plays	81	79
Total Net Yards	587	435
Fumbles/Lost	2/1	0/0
Penalties/Yards	6/44	3/20
Time of Possession	29:18	30:42

Rushing

CMU – Dan LeFevour 33-114, Justin Hoskins 6-15, Antonio Brown 2-14, Ontario Sneed 2-2, TM 1-(-2)
 PU – Kory Sheets 12-27, Jaycen Taylor 10-23, TM 1-(-3), Curtis Painter 4-(-6)

Passing

CMU – Dan LeFevour 17-34-0 for 292; Antonio Brown 0-1-1 for 0
 PU – Curtis Painter 35-54-2 for 546

Receiving

CMU – Bryan Anderson 7-129, Antonio Brown 4-94, Duane Brooks 2-50, Ontario Sneed 2-9, Kito Poblach 1-5, J.J. Watt 1-5
 PU – Greg Orton 9-136, Jake Standeford 8-112, Dustin Keller 7-150, Dorien Bryant 5-65, Kory Sheets 3-46, Jaycen Taylor 2-11, Desmond Tardy 1-26

Motor City Bowl

Florida Atlantic 24, CMU 21

December 26, 2008

Detroit, Mich.

Rusty Smith threw for 306 yards and two touchdowns to lead Florida Atlantic to a 24-21 win in the Motor City Bowl.

Smith threw touchdown passes of 52 yards to Chris Bonner and 18 yards to Cortez Gent to give the Owls a 24-13 lead after the game was tied 10-10 at halftime.

The Chippewas drew within 24-21 on a 15-yard touchdown pass from Dan LeFevour to Antonio Brown and two-point conversion pass from LeFevour to Kito Poblah with 3:09 left. FAU, however, recovered the onside-kick and picked up three first downs to erase the clock.

Nick Bellore recovered a Smith fumble on the Owls' second possession to set up the Chippewas at their own 42-yard line, but LeFevour was intercepted on the next snap. Dilvory Edgecomb scored on a 1-yard dive six plays later to give FAU a 7-0 lead.

After the teams traded punts, CMU covered 75 yards in eight plays to tie the score. Poblah made a one-handed catch of a LeFevour throw for the score.

Brown's 29-yard punt return on the ensuing possession set up a 35-yard Andrew Aguila field goal that gave the Chippewas a 10-7 lead with 9:30 left in the half. Ross Gornall tied the score with a 36-yard field goal in the half's final minute.

The Chippewas punted to open the second half, and FAU went in front for good on the following possession. A roughing the passer penalty on third-and-5 extended the drive, and on the next snap Smith hit Bonner with a 52-yard scoring toss.

CMU drove inside Florida Atlantic's 20-yard line on the next possession, but had to settle for a 33-yard Aguila field goal.

Florida Atlantic was forced to punt, and Brown turned a reverse into a 72-yard touchdown on the final play of the third quarter that momentarily gave the Chippewas the lead. An offsidess penalty against FAU and a facemasking penalty against CMU negated the play, and CMU eventually had to punt. Smith's touchdown pass to Gent nine plays after the punt gave FAU a double-digit lead with 10:17 left.

CMU then drove to the FAU 1-yard line, but a penalty and two incompletions ended the threat. The CMU defense forced a three-and-out to set up LeFevour's touchdown pass to Brown, but it was as close as the Chippewas would get.



Game Statistics

Florida Atlantic	7	3	7	7	24
CMU	0	10	3	8	21

Scoring	Qtr	Play
FAU	1	Edgecomb 1-yard run (Gornall PAT)
CMU	2	Poblah 5-yard pass from LeFevour (Aguila PAT)
CMU	2	Aguila 35-yard field goal
FAU	2	Gornall 36-yard field goal
FAU	3	Bonner 52-yard pass from Smith (Gornall PAT)
CMU	3	Aguila 33-yard field goal
FAU	4	Gent 18-yard pass from Smith (Gornall PAT)
CMU	4	Brown 15-yard pass from LeFevour (Poblah pass from LeFevour)

Attendance – 41,399

	FAU	CMU
First Downs	27	20
Rushing Attempts	36	31
Net Rushing	112	127
Net Passing	306	253
Passes Attempted	36	40
Passes Completed	20	28
Interceptions	0	1
Total Plays	72	71
Total Net Yards	418	380
Fumbles/Lost	2/1	1/0
Penalties/Yards	2/25	5/45
Time of Possession	32:10	27:50

Rushing

CMU – Dan LeFevour 14-56, Justin Hoskins 5-30, Ontario Sneed 8-29, Antonio Brown 2-13, Bryan Schroeder 1-0, TM 1-(-1)

FAU – Charles Pierre 16-77, Dilvory Edgecomb 9-47, Willie Rose 4-14, TM 2-(-4), Rusty Smith 4-(-22)

Passing

CMU – Dan LeFevour 28-40-1 for 253

FAU – Rusty Smith 20-35-0 for 306; Cortez Gent 0-1-0 for 0

Receiving

CMU – Antonio Brown 11-92, Kito Poblah 6-60, Bryan Anderson 4-30, Joe Bockheim 3-42, Bryan Schroeder 2-18, Justin Hoskins 1-11, Ontario Sneed 1-0

FAU – Cortez Gent 7-98, Jamari Grant 5-70, Chris Bonner 3-85, Rob Housler 3-27, Willie Rose 1-29, Dilvory Edgecomb 1-(-3)

GMAC Bowl

No. 25 CMU 44, Troy 41 (2OT)

January 6, 2010

Mobile, Ala.

The school-record tying 38th victory by Central Michigan's senior class may have been its most memorable.

Senior quarterback Dan LeFevour threw for a career-high 395 yards, and a trio of clutch special teams plays lifted the No. 25 Chippewas to a 44-41 double-overtime victory over Troy.

Andrew Aguila's school-record fifth field goal--a 37-yarder in the second overtime--capped a comeback that saw the Chippewas rally from a 12-point fourth-quarter deficit.

A game that featured two of the top statistical offenses in the country turned into a defensive slugfest in the first half. Levi Brown's 9-yard scoring pass to DuJuan Harris was the only touchdown in the first 30 minutes, and Troy took a 10-9 lead into halftime.

CMU's only punt of the game opened the fourth quarter, and Troy appeared to have taken control of the game when Harris scored on a 1-yard run with 8:01 remaining. His score stretched the Troy lead to 31-19.

Brown returned the ensuing kickoff 95 yards for a touchdown to jump-start the Chippewas' rally.

CMU regained possession at its own 15-yard line with 4:22 remaining, and LeFevour directed one of the most memorable drives of his career to give the Chippewas the lead. He hit Brown for 27 yards on second-and-15, Brown for 8 yards on third-and-2, Cody Wilson for 7 yards on third-and-4 and Brown again for 30 yards on the next snap before connecting with Bryan Anderson on a 4-yard touchdown pass. LeFevour then tossed a two-point conversion pass to Kito Poblah to give CMU a 34-31 lead with 1:17 remaining.

Jernigan returned the kickoff 32 yards to the Troy 37-yard line, and Brown completed a pair of passes to move the Trojans to the CMU 29-yard line. Michael Taylor's 46-yard field goal with 31 seconds remaining forced overtime.

CMU needed just three plays to score in the first overtime period. LeFevour rushed for no gain, threw to Anderson for 12 yards and scrambled for a 13-yard touchdown to put the Chippewas in front.

Brown hit Jason Bruce for 18 yards on third-and-5 from the 20-yard line on Troy's first possession, and two plays later Shawn Southward tied the score on a 1-yard run.

Troy's offense remained on the field to begin the second overtime period. After stalling the Chippewas' 14-yard line, and Taylor lined up for a 31-yard field goal attempt. CMU's Vince Agnew raced untouched around Troy's right end and blocked the field goal attempt, giving the Chippewas an opportunity to win the game.

Three-yard runs by Brown and Bryan Schroeder moved the ball to the Troy 19-yard line, and Aguila booted the game-winning field goal from 37 yards out.

LeFevour was named the GMAC Bowl Most Valuable Player. Brown was selected offensive MVP, Agnew defensive MVP and Aguila special teams MVP.

Game Statistics

CMU	3	6	10	15	10	44
Troy	7	3	14	10	7	41

Scoring

Qtr	Play
Troy 1	Harris 9-yard pass from Brown (Taylor PAT)
CMU 1	Aguila 28-yard field goal
CMU 2	Aguila 35-yard field goal
Troy 2	Taylor 22-yard field goal
CMU 2	guila 44-yard field goal
Troy 3	Southward 1-yard run (Taylor PAT)
CMU 3	Aguila 42-yard field goal
CMU 3	Brown 7-yard run (Aguila PAT)
Troy 3	Harris 6-yard run (Taylor kick)
Troy 4	Harris 1-yard run (Taylor kick)
CMU 4	Brown 95-yard kickoff return (Aguila PAT)
CMU 4	Anderson 4-yard pass from LeFevour (Poblah pass from LeFevour)
Troy 4	Taylor 46-yard field goal
CMU OT	LeFevour 13-yard run (Aguila PAT)
Troy OT	Southward 1-yard run (Taylor PAT)
CMU OT	Aguila 37-yard field goal

Attendance – 34,486

	Troy	CMU
First Downs	27	31
Rushing Attempts	27	39
Net Rushing	109	169
Net Passing	395	403
Passes Attempted	56	57
Passes Completed	33	32
Interceptions	1	0
Total Plays	83	96
Total Net Yards	504	572
Fumbles/Lost	0/0	2/1
Penalties/Yards	4/31	8/63
Time of Possession	26:35	33:25

Rushing

CMU – Bryan Schroeder 13-73, Antonio Brown 4-22, Dan LeFevour 9-12, Carl Volny 1-2

Troy – DuJuan Harris 14-112, Jerrel Jernigan 6-39, Shawn Southward 10-28, Maurice Greer 1-2, Levi Brown 8-(-12)

Passing

CMU – Dan LeFevour 33-55-1 for 395, Antonio Brown 0-1-0 for 0

Troy – Levi Brown 31-56-0 for 386; Cornelius Williams 1-1-0 for 17

Receiving

CMU – Antonio Brown 13-178, Bryan Anderson 7-84, Cody Wilson 4-36, Kito Poblah 3-50, Bryan Schroeder 3-14, Carl Volny 1-17, Jeremy Wilson 1-12, David Blackburn 1-4

Troy – Jerrel Jernigan 9-154, Jason Bruce 4-51, DuJuan Harris 4-49, Shawn Southward 3-29, Tebrius Gill 3-28, Patrick Cherry 2-26, Cornelius Williams 2-21, Zack Marcum 2-9, Levi Brown 1-17, Josh Jarboe 1-12, Andrew Davis 1-7

Little Caesars Pizza Bowl

CMU 24, Western Kentucky 21

December 26, 2012

Detroit, Mich.

Quarterback Ryan Radcliff threw a perfect strike to senior receiver Cody Wilson midway through the fourth quarter and Central Michigan's defense got a late fourth down stop to lead the Chippewas to a 24-21 victory over Western Kentucky to win the 2012 Little Caesars Pizza Bowl.

Radcliff was named the game's Most Valuable Player while junior linebacker Shamari Benton was named the Outstanding Lineman. Benton led CMU in tackles for the seventh time this season, recording nine.

The winning touchdown came on a second and goal with 5:11 left in the game. Radcliff threaded the needle between two WKU defenders to find Wilson in the corner of the end zone. The senior signal caller finished the game 19-of-29 for 253 yards, three touchdowns and no interceptions while Wilson had 10 catches for 101 yards and the one touchdown.

After CMU scored, the Hilltoppers drove the ball down to the CMU 19-yard line where they faced a fourth and two with 51 seconds remaining. Western Kentucky ran a play-action pass to tight end Jack Doyle, but he was blanketed by CMU defenders and the pass fell incomplete. CMU then ran out the clock.

CMU's winning touchdown drive began at the WKU 26-yard line after a blocked punt by junior safety Avery Cunningham. The blocked punt capped off a string of controversial plays that began with a reversal of a Zurlon Tipton touchdown. The officials first ruled that Tipton had scored on a one-yard drive on fourth down but the replay official reversed the call. That gave the Hilltoppers the ball at the CMU half-yard line. CMU's defense tightened up, allowing just two yards to force a three-and-out. Cunningham blocked the punt after a low snap and the Chippewas were in business.

Central Michigan got off to a fast start after Radcliff connected on a 69-yard touchdown strike to redshirt freshman receiver Andrew Flory at 10:54 of the first quarter. Western Kentucky answered with a six-yard quarterback run by Kawaun Jakes after he connected with Rico Brown for 70 yards on a trick play on the first offensive play of the game for the Hilltoppers.

CMU responded with another Radcliff-to-Flory touchdown connection, this time from 29 yards out with 5:46 to go in the first quarter. After three straight punts, CMU got the running game going as Tipton had 40 yards on a drive that led to a 50-yard Davis Harman field goal, making it 17-7 CMU. The field goal set the CMU bowl record and tied the Little Caesars Pizza Bowl mark.

CMU's special teams played an important part in the victory. Junior punter Richie Hogan averaged 57.3 yards per punt including a bowl-record 82-yard boot in the first quarter. CMU also limited WKU's Antonio Andrews to just 40 kick return yards and four yards on punt returns. Andrews entered the game leading the FBS in all-purpose yards and was within reach to break Barry Sanders' NCAA record all-purpose yards but was held short of the record by CMU.

Game Statistics

WKU	7	7	7	0	21
CMU	14	3	0	7	24

Scoring	Qtr	Play
CMU	1	Flory 69-yard pass from Radcliff (Harman PAT)
WKU	1	Jakes 6-yard rush (Schwettman PAT)
CMU	1	Flory 29-yard pass from Radcliff (Harman PAT)
CMU	2	Harman 50-yard field goal
WKU	2	Doyle 6-yard pass from Jakes (Schwettman PAT)
WKU	3	Jones 1-yard rush (Schwettman PAT)
CMU	4	Wilson 11-yard pass from Radcliff (Harman PAT)

Attendance – 23,310

	WKU	CMU
First Downs	13	23
Rushing Attempts	32	34
Net Rushing	128	140
Net Passing	199	253
Passes Attempted	24	31
Passes Completed	14	19
Interceptions	0	0
Total Plays	56	65
Total Net Yards	327	393
Fumbles/Lost	2/0	2/0
Penalties/Yards	7-60	6-50
Time of Possession	28:10	31:50

Rushing

CMU – Zurlon Tipton 23-101, Saylor Lavallii 4-28, Connor Odykirk 1-15, Radcliff 4-2, TM 2-(-6)

WKU – Antonio Andrews 27-119, Kadeem Jones 2-6, Nick Baisch 1-2, Kawaun Jakes 2-1

Passing

CMU – Ryan Radcliff 19-29-0 for 253, TM 0-2-0

WKU – Kawaun Jakes 14-24-0 for 199

Receiving

CMU – Cody Wilson 10-101, Andrew Flory 3-105, Zurlon Tipton 2-29, Jesse Kroll 1-8, Adam Fenton 1-6, Ben McCord 1-4, Connor Odykirk 1-0

WKU – Jack Doyle 6-36, Willie McNeal 3-50, Antonio Andrews 3-21, Rico Brown 1-70, Kadeem Jones 1-22

CENTRAL MICHIGAN BOWL RECORDS

Scoring

Most Points Scored: 48 (2007 Motor City Bowl)

Fewest Points Scored: 21 (2008 Motor City Bowl)

Most Points Allowed: 52 (UNLV, 1994 Las Vegas Bowl)

Fewest Points Allowed: 14 (Middle Tennessee, 2006 Motor City Bowl)

Most Points in a Half: 35 (2nd half, 2007 Motor City Bowl)

Most Points Allowed in a Half: 34 (Purdue, 1st half, 2007 Motor City Bowl)

Most Points in a Quarter: 28 (3rd quarter, 2007 Motor City Bowl)

Most Points Allowed in a Quarter: 21 (Purdue, 1st quarter, 2007 Motor City Bowl)

Most Field Goals: 5 (Andrew Aguila, 2010 GMAC Bowl)

Most PAT Kicks: 6 (Andrew Aguila, 2007 Motor City Bowl)

Longest Plays

Rush: 26 yards (Ontario Sneed, 2006 Motor City Bowl)

Pass: 76 yards (Dan LeFevour to Antonio Brown, 2007 Motor City Bowl)

Kickoff Return: 95 yards (Antonio Brown, 2010 GMAC Bowl)

Punt Return: 29 yards (Antonio Brown, 2008 Motor City Bowl)

Interception Return: 56 yards (Doug Kress, 2006 Motor City Bowl)

Field Goal: 50 yards (David Harman, 2012 Little Caesars Pizza Bowl)

Punt: 82 yards (Richie Hogan, 2012 Little Caesars Pizza Bowl)

First Downs

Most First Downs: 27 (2010 GMAC Bowl)

Opponent Most First Downs: 31 (Troy, 2010 GMAC Bowl)

Penalties

Most Penalties: 6 (two times, last in 2012 Little Caesars Pizza Bowl)

Most Penalty Yards: 55 (2006 Motor City Bowl)

Fewest Penalties: 3 (2007 Motor City Bowl)

Fewest Penalty Yards: 20 (2007 Motor City Bowl)

Time of Possession

Most Time of Possession: 36:34 (1994 Las Vegas Bowl)

Least Time of Possession: 22:49 (1990 Raisin Bowl)

Turnovers

Turnovers Forced: 3 (2 interceptions, 1 fumble; 2007 Motor City Bowl)

Passes Intercepted: 2, twice (2006 Motor City Bowl, 2007 Motor City Bowl)

Fumbles Recovered: 1, five times (1990 Raisin Bowl, 1994 Las Vegas Bowl, 2007 Motor City Bowl, 2008 Motor City Bowl, 2010 GMAC Bowl)

Turnovers Committed: 4 (2 interceptions, 2 fumbles; 1994 Las Vegas Bowl)

Passes Had Intercepted: 2 (1994 Las Vegas Bowl)

Fumbles Lost: 2 (1994 Las Vegas Bowl)

Most Punts: 8 (2007 Motor City Bowl)

Total Offense - Plays

1. Dan LeFevour – 67 (2007 Motor City Bowl)

2. Dan LeFevour – 64 (2010 Motor City Bowl)

3. Dan LeFevour – 44 (2008 Motor City Bowl)

4. Dan LeFevour – 41 (2006 Motor City Bowl)

5. Ryan Radcliff – 33 (2012 Little Caesars Pizza Bowl)

Total Offense - Yards

1. Dan LeFevour – 407 (2010 GMAC Bowl)

2. Dan LeFevour – 406 (2007 Motor City Bowl)

3. Dan LeFevour – 309 (2008 Motor City Bowl)

4. Ryan Radcliff – 255 (2012 Little Caesars Pizza Bowl)

4. Dan LeFevour – 231 (2006 Motor City Bowl)

Team Total Offense

Plays: 83 (2010 GMAC Bowl)

Yards: 504 (2010 GMAC Bowl)

Opponent Individual Total Offense - Plays

1. Levi Brown – 64 (Troy, 2010 GMAC Bowl)

2. Curtis Painter – 58 (Purdue, 2007 Motor City Bowl)

3. Clint Marks – 42 (Middle Tennessee, 2006 Motor City Bowl)

4. Ralph Martini – 39 (San Jose State, 1990 Raisin Bowl)

Rusty Smith – 39 (Florida Atlantic, 2008 Motor City Bowl)

Opponent Individual Total Offense - Yards

1. Curtis Painter – 540 (Purdue, 2007 Motor City Bowl)

2. Ralph Martini – 420 (San Jose State, 1990 Raisin Bowl)

3. Levi Brown – 374 (Troy, 2010 GMAC Bowl)

4. Rusty Smith – 284 (Florida Atlantic, 2008 Motor City Bowl)

5. Clint Marks – 237 (Middle Tennessee, 2006 Motor City Bowl)

Opponent Team Total Offense

Plays: 96 (Troy, 2010 GMAC Bowl)

Yards: 642 (San Jose State, 1990 Raisin Bowl)

Rushing Attempts

1. Dan LeFevour – 33 (2007 Motor City Bowl)

2. Zurlon Tipton – 23 (2012 Little Caesars Pizza Bowl)

3. Billy Smith – 20 (1990 Raisin Bowl)

4. Eric Johnson – 16 (1994 Las Vegas Bowl)

5. Dan LeFevour – 15 (2007 Motor City Bowl)

Rushing Yards

1. Dan LeFevour – 114 (2007 Motor City Bowl)

2. Zurlon Tipton – 101 (2012 Little Caesars Pizza Bowl)

3. Damon Tolbert – 79 (1994 Las Vegas Bowl)

4. Bryan Schroeder – 73 (2010 GMAC Bowl)

5. Dan LeFevour – 69 (2006 Motor City Bowl)

Rushing Touchdowns

1. Dan LeFevour – 2 (2007 Motor City Bowl)

2. Five players – 1

Team Rushing

Attempts: 51 (1994 Las Vegas Bowl)

Yards: 152 (1994 Las Vegas Bowl)

Touchdowns: 2, three times (2006 Motor City Bowl, 2007 Motor City Bowl, 2010 GMAC Bowl)

Passing Attempts

1. Dan LeFevour – 55 (2010 GMAC Bowl)

2. Dan LeFevour – 40 (2008 Motor City Bowl)

3. Dan LeFevour – 34 (2007 Motor City Bowl)

4. Ryan Radcliff – 29 (2012 Little Caesars Pizza Bowl)

5. Dan LeFevour – 26 (2006 Motor City Bowl)

CENTRAL MICHIGAN BOWL RECORDS

Completions

1. Dan LeFevour – 33 (2010 GMAC Bowl)
2. Dan LeFevour – 28 (2008 Motor City Bowl)
3. Ryan Radcliff – 19 (2012 Little Caesars Pizza Bowl)
4. Dan LeFevour – 17 (2007 Motor City Bowl)
5. Dan LeFevour – 16 (2006 Motor City Bowl)

Passing Yards

1. Dan LeFevour – 395 (2010 GMAC Bowl)
2. Dan LeFevour – 292 (2007 Motor City Bowl)
3. Dan LeFevour – 253 (2008 Motor City Bowl)
- Ryan Radcliff – 253 (2012 Little Caesars Pizza Bowl)
5. Jeff Bender – 220 (1990 Raisin Bowl)

Touchdown Passes

1. Dan LeFevour – 4 (2007 Motor City Bowl)
2. Jeff Bender – 3 (1990 Raisin Bowl)
- Ryan Radcliff – 3 (2012 Little Caesars Pizza Bowl)
4. Dan LeFevour – 2 (2008 Motor City Bowl)
5. Four players – 1

Team Passing

Attempts: 56 (2010 GMAC Bowl)
Completions: 33 (2010 GMAC Bowl)
Yards: 395 (2010 GMAC Bowl)
Touchdowns: 4 (2007 Motor City Bowl)

Receptions

1. Antonio Brown – 13 (2010 GMAC Bowl)
2. Antonio Brown – 11 (2008 Motor City Bowl)
3. Cody Wilson – 10 (2012 Little Caesars Pizza Bowl)
4. Ken Ealy – 7 (1990 Raisin Bowl)
- Bryan Anderson – 7 (2007 Motor City Bowl)

Receiving Yards

1. Antonio Brown – 178 (2010 GMAC Bowl)
2. Ken Ealy – 161 (1990 Raisin Bowl)
3. Bryan Anderson – 129 (2007 Motor City Bowl)
4. Andrew Flory – 105 (2012 Little Caesars Pizza Bowl)
5. Cody Wilson – 101 (2012 Little Caesars Pizza Bowl)

Touchdown Receptions

1. Ken Ealy – 3 (1990 Raisin Bowl)
- Bryan Anderson – 3 (2007 Motor City Bowl)
3. Terrance McMillan – 2 (1994 Las Vegas Bowl)
- Andrew Flory – 2 (2012 Little Caesars Pizza Bowl)
5. Six players – 1

Total Tackles

1. Rich Curtiss – 14 (1990 Raisin Bowl)
- Bobby Seay – 14 (2008 Motor City Bowl)
- Nick Bellore – 14 (2010 GMAC Bowl)
4. Nick Bellore – 13 (2008 Motor City Bowl)
5. Nick Bellore – 11 (2007 Motor City Bowl)
- Bobby Seay – 11 (2010 GMAC Bowl)

Passes Intercepted

1. Five players – 1

Kickoff Return Yards

1. Antonio Brown – 203 (2010 GMAC Bowl)
2. John Hood – 121 (1990 Raisin Bowl)
3. Damon Tolbert – 100 (1994 Las Vegas Bowl)
4. Antonio Brown – 79 (2007 Motor City Bowl)
5. Antonio Brown – 75 (2008 Motor City Bowl)

Punt Return Yards

1. Antonio Brown – 38 (2008 Motor City Bowl)

Opponent Records

Individual Rushing

Attempts: Antonio Andrews – 27 (WKU, (2012 Little Caesars Pizza Bowl)
Yards: Sheldon Canley – 164 (San Jose State, 1990 Raisin Bowl)
Touchdowns: Sheldon Canley – 4 (San Jose State, 1990 Raisin Bowl)

Team Rushing

Attempts: 45 (San Jose State, 1990 Raisin Bowl)
Yards: 301 (UNLV, 1994 Las Vegas Bowl)
Touchdowns: 4 (1990 Raisin Bowl)

Individual Passing

Attempts: Levi Brown – 56 (Troy, 2010 GMAC Bowl)
Completions: Curtis Painter – 35 (Purdue, 2007 Motor City Bowl)
Yards: Curtis Painter – 546 (Purdue, 2007 Motor City Bowl)
Touchdowns: Curtis Painter – 3 (Purdue, 2007 Motor City Bowl)

Team Passing

Attempts: 56 (Troy, 2010 GMAC Bowl)
Completions: 35 (Purdue, 2007 Motor City Bowl)
Yards: 546 (Purdue, 2007 Motor City Bowl)
Touchdowns: 3, twice (UNLV, 1994 Las Vegas Bowl; Purdue, 2007 Motor City Bowl)

Individual Receiving

Receptions: 9, three times (Desmond Gee, Middle Tennessee, 2006 Motor City Bowl; Greg Orton, Purdue, 2007 Motor City Bowl; Jerrel Jernigan, Troy, 2010 GMAC Bowl)
Yards: Jerrel Jernigan – 154 (Troy, 2010 GMAC Bowl)
Touchdowns: 12 players – 1

Attendance

1. 60,624 – 2007 Motor City Bowl
2. 54,113 – 2006 Motor City Bowl
3. 41,399 – 2008 Motor City Bowl
4. 34,486 – 2010 GMAC Bowl
5. 25,431 – 1990 Raisin Bowl

CMU BOWL HISTORY

1990 California Raisin Bowl

San Jose State 48, CMU 24
December 8, 1990 • Fresno, Calif.

1994 Las Vegas Bowl

UNLV 52, CMU 24
December 15, 1994 • Las Vegas, Nev.

2006 Motor City Bowl Bowl

CMU 31, Middle Tennessee State 14
December 26, 2006 • Detroit, Mich.

2007 Motor City Bowl

Purdue 51, CMU 48
December 26, 2007 • Detroit, Mich.

2008 Motor City Bowl


Florida Atlantic 24, CMU 21
December 26, 2008 • Detroit, Mich.

2010 GMAC Bowl

No. 25 CMU 44, Troy 41 (2OT)
January 6, 2010 • Mobile, Ala.

2012 Little Caesars Pizza Bowl

CMU 24, Western Kentucky 21
December 26, 2012 • Detroit, Mich.





CENTRAL MICHIGAN

2014 FOOTBALL SCHEDULE

Date	Opponent	Location	Results
Aug. 28	Chattanooga	Mount Pleasant	W, 20-16
Sept. 6	at Purdue	West Lafayette, Ind.	W, 38-17
Sept. 13	Syracuse	Mount Pleasant	L, 40-3
Sept. 20	at Kansas	Lawrence, Kan.	L, 24-10
Sept. 27	at Toledo*	Toledo, Ohio	L, 42-28
Oct. 4	Ohio* (Homecoming)	Mount Pleasant	W, 28-10
Oct. 11	at Northern Illinois*	DeKalb, Ill.	W, 34-17
Oct. 18	Ball State*	Mount Pleasant	L, 32-29
Oct. 25	at Buffalo*	Buffalo, N.Y.	W, 20-14
Nov. 1	at Eastern Michigan*	Ypsilanti, Mich.	W, 38-7
Nov. 15	Miami*	Mount Pleasant	W, 34-27
Nov. 22	Western Michigan*	Mount Pleasant	L, 32-20
Dec. 24	WKU (Popeyes Bahamas Bowl)	Nassau, Bahamas	12 p.m.

Homes games in **bold** • *Mid-American Conference game

FIRE UP CHIPS!