

GAME 13

Western Michigan (7-5, 6-2 MAC) vs. MTSU (7-5, 6-2 C-USA)

Dec. 24, 2015 // Thomas A. Robinson Stadium (15,000)

12:00 p.m. // Nassau, Bahamas //ESPN

RADIO BROADCAST

The game will be broadcast live on the Bronco Radio Network: 96.5 FM (Kalamazoo, Portage, Mattawan); 94.1 FM (Lansing, Jackson, Battle Creek); 101.3 FM (Grand Rapids) and 1130 AM (Detroit). Robin Hook (play-by-play) and John Creek (analysis) will have the call beginning at 11:00 a.m. ET

TELEVISION BROADCAST

ESPN // Steve Levy (PbP), Mark May (Color), Mack Brown (Color) & Kaylee Hartung (Sideline)

COACHING STAFF

P.J. Fleck, Head Coach

Kirk Ciarrocca, Offensive Coordinator/Quarterbacks *

Ed Pinkham, Defensive Coordinator/Defensive Backs *

Brian Callahan, Offensive Line

Mike Hart, Running Backs

Vinson Reynolds, Defensive Line

Tim McGarigle, Linebackers

Matt Simon, Wide Receivers

Bill Kenney, Tight Ends/Offensive Tackles*

Rob Wenger, Special Teams Coordinator

Greg Harbaugh, Jr., Offensive Graduate Assistant

Nick Hennessey, Offensive Graduate Assistant *

D.J. Pirkle, Defensive Graduate Assistant*

Dan Collins, Defensive Graduate Assistant

* In coaches box during game

2015 SCHEDULE

Sept. 4	No. 5 Michigan State (ESPN3).....	L 24-37
Sept. 12	at Georgia Southern (ESPN3).....	L 17-43
Sept. 19	Murray State (ESPN3).....	W 52-20
Sept. 26	at No. 1 Ohio State (ABC/ESPN2).....	L, 38-12
Oct. 10	Central Michigan* (ASN/ESPN3).....	W, 41-39
Oct. 17	at Ohio* (ASN/ESPN3).....	W, 49-14
Oct. 24	Miami* (ESPN3).....	W, 35-13
Oct. 29	at Eastern Michigan* (CBS Sports).....	W, 58-28
Nov. 5	Ball State* (CBS Sports).....	W, 54-7
Nov. 11	Bowling Green* (ESPN2).....	L, 41-27
Nov. 18	at Northern Illinois* (ESPN2).....	L, 27-19
Nov. 27	at No. 24 Toledo* (CBS Sports).....	W, 35-30
Dec. 24	vs. Middle Tennessee State.....	12 P.M.

* MAC Game

HOME GAMES IN ALL CAPS

WHAT IS ROW THE BOAT?

"Row the Boat" is the philosophy of the Western Michigan Football program. While facing adversity, those in the program are encouraged to "keep your oar in the water".

Developed by Coach Fleck following the loss of his second son, he developed a way in which he was able to live his son's life for him. There are three parts to Rowing the Boat.

The Oars - The energy you bring to your life. The symbol of strength.

The Boat - The Sacrifice. What are you willing to give up for something you never had?

The Compass - The Direction. This is the ultimate goal where is the bow of the boat pointed? It's your close circle of who you surround yourself with.

WMU FOOTBALL

11 PERFECT HOME SEASONS | 11 ACADEMIC ALL-AMERICANS | 16 ALL-AMERICANS

2 MAC CHAMPIONSHIPS | 3 MAC WEST DIVISION CHAMPIONSHIPS | 7 BOWL APPEARANCES

WMU FOOTBALL NOTES OF INTEREST

- Western Michigan will take on Middle Tennessee State in the Popeyes Bahamas Bowl on Thursday, Dec. 24 at noon on ESPN.
 - This marks the first time in school history the Broncos have played in bowl games in consecutive seasons and just their seventh appearance overall.
 - A win would give the Broncos their first bowl win in program history as well as the first time having eight wins in back-to-back seasons.
- Western Michigan is coming off its first win over a ranked opponent in program history, beating No. 24 Toledo 35-30 in the regular season finale.
- The Broncos had 11 All-MAC selections including three first-team selections.
 - Jamauri Bogan became the fourth straight Bronco to earn MAC Freshman of the Year honors.
- The Broncos rank second in the country in time of possession after winning the time of possession battle in every game this season.
- Junior receivers Corey Davis and Daniel Braverman each went over the 1,200 receiving yards mark for the season, becoming the first duo in the country since 2010 to do so.
- Davis now has six straight games with at least 100+ yards receiving.
 - Davis is second place all-time at Western Michigan with 3,602 yards.
 - He is first among active FBS players in receiving yards and second in the country with 32 career TDs.
 - Davis has 227 catches in his career, just one of five players in program history to eclipse the 200-catch mark.
- Braverman is the only player in the country inside the top-eight in receptions (2nd-103), yards (8th-1,270) and receiving TDs (8th-12).
 - He is third in program history in a single season with 103 receptions, and is also third place in a single season with 12 TDs.
 - Braverman ranks eighth in the country with an average of 105.8 yards per game.
- Bogan ran for his 12th touchdown of the year against No. 24 Toledo. All have come in MAC play.
- Earlier this year, his four TDs at Eastern Michigan made him the first Bronco to achieve that feat since Phil Reed accomplished the feat on Oct. 19, 2002.
 - He is the first Bronco to score four touchdowns of any kind in a game since Greg Jennings did so Oct. 8, 2005.
- Sophomore cornerback Darius Phillips recorded his fifth interception of the year against Northern Illinois.
 - Phillips ranks in the top-25 in the country in interceptions and is fifth in the nation in total pass breakups with 20.
 - Senior cornerback Ronald Zamort is right behind Phillips at 18th in the country with 16 pass breakups.
- Senior offensive lineman Willie Beavers has been invited to play in the East West Shrine Game as well as the Reese's Senior Bowl following the season.
- Zach Terrell has four 300-yard passing games this season and 27 passing TDs, second most in the MAC.
 - Terrell now has 8,274 career passing yards, becoming the fifth player in Western Michigan history to throw for over 8,000 yards.

WMU football highlights, interviews, press conferences, features and weekly press luncheons via the official athletics web site (www.wmubroncos.com) by subscribing to Bronco Insider, which can be found on the home page of the site. You are able to listen to each Bronco football game on the Internet by clicking on the Listen Live link from each week's Bronco Game Day Page. Live Stats are available for FREE for all Bronco home games by clicking the link atop the home football page or on the schedule.



WESTERN MICHIGAN UNIVERSITY

Listed as top-100 public university by U.S. News & World Report • Offers more than 250 academic programs

Western Michigan University provides the resources of a globally engaged national research university, plus the personal attention and support associated with many small private colleges. It is known for preparing students to immediately enter graduate school or the workplace, as well as for innovations such as the establishment of the WMU Homer Stryker M.D. School of Medicine in Kalamazoo.

WMU prides itself on being learner centered, discovery driven and globally engaged, and its appeal begins with its strong sense of place. Nearly 24,000 students from some 90 nations are enrolled at the University, which is located close to downtown Kalamazoo. Its highly-rated engineering campus and Business Technology and Research Park are located three miles away, while its nationally recognized aviation college is based in Battle Creek. WMU also extends its reach by offering quality academic and professional development programs online and at eight regional locations in the Michigan cities of Battle Creek, Benton Harbor, Grand Rapids, Lansing, Muskegon, Royal Oak and Traverse City.

The Carnegie Foundation for the Advancement of Teaching has classified WMU as one of the nation's major public research universities. It offers an academic climate with the top-notch programs, faculty, facilities and hands-on learning opportunities that students need to prepare for and excel in graduate school or the work place.

The University is large enough to provide the resources of a large research institution and still small enough to allow students one-on-one interaction with some of the world's leading scholars. Despite the University's size and complexity, students who attend WMU expect and receive personal attention from senior-level faculty. A full two-thirds of undergraduate classes have 30 or fewer students.

WMU offers more than 250 academic programs from which to choose. The University is recognized around the country as one of the best places to study in disciplines ranging from jazz studies and engineering management to creative writing, marketing, aviation and audiology.

WMU is listed as a top-100 public university by U.S. News & World Report and is one of fewer than 100 public institutions to be granted a charter by Phi Beta Kappa, America's premier honor society.



ABOUT WESTERN MICHIGAN UNIVERSITY

Established	1903
Enrollment	23,914
Student-faculty ratio:	19:1
Academic programs offered	251

NOTES ABOUT WMU

- The Carnegie Foundation classifies WMU as one of the nation's 147 public research universities.
- The Princeton Review includes WMU on its annual list of Best Midwestern Colleges.
- WMU is one of only 90 universities in the nation with both a medical school and a law school under its aegis.

FAMOUS ALUMNI

Tim Allen - Actor
Jason Babin - Football player
Dave Dombrowski - MLB general manager
Greg Jennings - Football player
Josh Gracin - Singer
John Saunders - ESPN commentator
Homer Stryker - Businessman



www.wmubroncos.com/football



www.facebook.com/WMUFootball





CITY OF KALAMAZOO

Home of the "Kalamazoo Promise" • 3 Fortune 500 Companies in Kalamazoo Area

Kalamazoo is a community that effortlessly combines energy and innovation with friendliness and an easygoing attitude. Kalamazoo is home to the nationally-recognized Western Michigan University, several colleges and a variety of cultural institutions.

A vibrant Art Deco downtown sets the stage for quality dining, unique shops and galleries and live entertainment. Kalamazoo is conveniently located near lakes and offers lots of outdoor recreation, festivals and world-class attractions.

Kalamazoo offers the big city benefits with a small-town feel, which makes Kalamazoo so appealing to its guests

Situated halfway between Chicago and Detroit via I-94, or 45 minutes from the sandy shores of Lake Michigan to the West, Kalamazoo is an ideal location for your next getaway.

Don't want the hassle of driving? Kalamazoo is located on Amtrak's Wolverine Line. Beginning in downtown Chicago, the two-and-a-half hour journey will wind you through the beautiful west coast of Michigan, and will place you within steps of all the locally sourced restaurants breweries, festivals and attractions of downtown Kalamazoo. You can even bring your bike and ride from downtown Kalamazoo to Lake Michigan, along the 35-mile Kal-Haven trail.

US 131 intersects with I-94 in Kalamazoo, providing a major artery to Grand Rapids to the North and the Indiana Toll Road to the South, making day trips from our area straightforward and stress-free.

Regardless of the distance you've traveled, you can leave the rest(ing) up to us. When it comes to accommodations, you can choose a room or suite in a sophisticated hotel with a fabulous restaurant. Or a gorgeous Victorian bed and breakfast that takes you back to another era. You can camp under the stars and tell ghost stories. Or stay in the hustle of downtown Kalamazoo, on a golf course, in a historic neighborhood or a country setting. Wherever you stay, we'll help you turn down

All year 'round Kalamazoo hums with activity. While it may be difficult to believe a city our size offers so much to do, it's a welcome reality. Music of all kinds fills the air. Cheers of excitement rise from sporting events. Art shows, festivals and special exhibits bring smiles.

Best of all, you can always get to what's going on here without traveling far. So whatever you do in Kalamazoo, take your time and play a while.



ABOUT KALAMAZOO

Population:

Kalamazoo County: 258,818

City of Kalamazoo: 75,922

Did you Know?

- Bronson Park was the site of Abraham Lincoln's only public speech in Michigan.

- Kalamazoo served as the former summer home to cereal industrialist W.K. Kellogg.

Former or Current Residents

- John Harbaugh - coach
- Paul Harvey - radio commentator
- Greg Jennings - athlete
- Derek Jeter - athlete
- Will Kellogg - entrepreneur
- Dave Thomas - entrepreneur



www.wmubroncos.com/football



www.facebook.com/WMUFootball



[@WMU_Football](https://twitter.com/WMU_Football)



www.YouTube/WMUAthletics



[WMUFootball](https://www.instagram.com/WMUFootball)



PRESIDENT



DR. JOHN M. DUNN

Western Michigan President | Ninth Year

Dr. John M. Dunn has served as the eighth president of Western Michigan University since July 1, 2007.

Prior to coming to WMU, President Dunn served as interim chancellor at Southern Illinois University Carbondale. Before accepting that appointment, he held the position of provost and vice chancellor at Southern Illinois.


An educator for more than 30 years, Dunn was dean of the University of Utah's College of Health from 1995 to 2002 before moving to Southern Illinois. Before that, he was at Oregon State University for 20 years, last serving as associate provost. His earlier positions at Oregon State included assistant dean of Health and Human Performance, chair of the Department of Exercise and Sport Science and director of the university's Special Physical and Motor Fitness Clinic.

Internationally known for his research and writing about the long-term health of people with disabilities, Dunn is the author of more than 50 professional papers and book chapters. He is a past president of the Research Consortium of the American Alliance for Health, Physical Education, Recreation and Dance; past editor of *Quest*, a professional publication for kinesiology scholars; and president of the American Academy of Kinesiology and Physical Education.

Since moving to Michigan, President Dunn has been actively engaged with state and community efforts that focus on quality-of-life issues and enhancing economic development. He is a member of the boards of First National Bank, Southwest Michigan First and the WMU Foundation as well as the governing boards of the Greater Kalamazoo Area United Way, the Gilmore Keyboard Festival and the W.E. Upjohn Institute.

Dunn, who began his teaching at the University of Connecticut in 1972, earned bachelor's and master's degrees from Northern Illinois University in 1967 and 1969, respectively. He earned his doctoral degree from Brigham Young University in 1972.

President Dunn and his wife, Linda, reside in Kalamazoo in the president's official residence. They have three adult children, Matthew, Michael and Kerry.



ABOUT DR. JOHN M. DUNN

Education:

Ed.D., Brigham Young University, 1972

M.S., Northern Illinois University, 1969

B.S., Northern Illinois University, 1967

Teaching interests:

Kinesiology and physical education

Research interests:

Long-term health of people with disabilities





ATHLETIC DIRECTOR



KATHY BEAUREGARD

Western Michigan Athletic Director | 19th season

49 conference championships • 1 of 8 female AD's in the FBS

Kathy Beauregard, the Director of Athletics at Western Michigan University, has been involved with the Broncos in several capacities over the course of the past 36 years and begins her 19th season as Athletic Director in 2015-16.

Beauregard is the longest serving athletic director in the Mid-American Conference and is just one of eight female Athletic Directors at the 128 Football Bowl Subdivision schools (as of 12/8/15).

During her tenure as an Athletic Director, which began in 1997-98, Western Michigan has won 49 conference championships. Beauregard initially came to WMU in 1979 as head women's gymnastics coach. In nine seasons (1980-88), she produced two MAC title teams and was twice named the conference's coach of the year.

Under Beauregard Bronco student-athletes have posted 18 consecutive semesters of a combined overall GPA above 3.00. The student-athlete population, in any given year, ranges from between 350-400 students.

Beauregard has received several notable recognitions for her work in college athletics and the community. In 2011, she was named the Athletic Director of the Year for the Football Subdivision in the Central Region by the National Association of Collegiate Directors of Athletics (NACDA). In 2012, she became the first woman ever to receive the Gerald R. Ford Award from the Michigan Sports Hall of Fame. In 2012, she was also the recipient of the YWCA Lifetime Achievement Award. In 2000, Beauregard received the Hope College Distinguished Alumni Award from her alma mater.

Beauregard is a native of Kalamazoo and graduate of Loy Norrix High School. She earned a bachelor's degree from Hope College in 1979 and a master's degree from Western Michigan in 1981. She and husband, Rick, have a son, Brad, who graduated from WMU. Rick retired from Kalamazoo Public Schools after 32 years of service.



ABOUT KATHY BEAUREGARD

Education:

Bachelors: Hope College, 1979

Masters: Western Michigan, 1981

Coaching:

Western Michigan Gymnastics HC - 1980-88

MAC Championships: 2

Coach of the Year Awards: 2

Athletic Director:

Western Michigan Athletic Director - 1997-present

18 straight semesters for WMU athletes at 3.0 or higher

Four bowl game appearances





HEAD COACH

Back to back No. 1 MAC recruiting classes • Back to back bowl games for first time in WMU history



P.J. FLECK

Head coach | 3rd season | 2015 MAC West Title

P.J. Fleck has established a culture of accomplishing “nevers” at Western Michigan, leading the Broncos to back-to-back bowl appearances for the first time in program history. In just his third season, Fleck has already landed back-to-back No. 1 recruiting classes in the MAC and led Western Michigan to its first share of the MAC West title since 2000, following the team's first win over a ranked opponent in school history, a 35-30 win over No. 24 Toledo in the 2015 regular season finale.

Under Fleck's tutelage, the Broncos have continued their streak of four straight MAC Freshman of the Year awards (three under Fleck) after Jamauri Bogan earned the honor this season for his 836 rushing yards and 12 touchdowns. That follows Jarvion Franklin in 2014 and Corey Davis in 2013.

Franklin earned Freshman All-American and MAC Offensive Player of the Year honors last year rushing for over 1,550 yards, totaling 24 touchdowns. Davis is currently the leading active receiver in the FBS with 3,602 career receiving yards and 32 career touchdowns.

Fleck, 35, is one of the youngest head coaches at the FBS level. He coached under legendary names such as Jerry Kill, Jim Tressel, Greg Schiano and Joe Novak. He is distinguished as one of two head coaches along with Jim Harbaugh that are currently in the FBS to have played and coached in the NFL. Fleck came to Western Michigan from the Tampa Bay Buccaneers where he was the wide receivers coach in 2012.

In 2014, Fleck engineered the single greatest turnaround in WMU football history, going from 1-11 to 8-5. It tied Air Force for the best turnaround in the country and was the second-best turnaround in MAC history. For his efforts, Fleck was named MAC Coach of the Year and a semifinalist for Maxwell National Coach of the Year.

He played his college ball at Northern Illinois from 1999-2003. He led Northern Illinois to a No. 10 national ranking his senior year, beating Maryland, Alabama and Iowa State. He went on to play in the NFL with the San Francisco 49ers in 2004 and 2005.

Fleck is engaged to Heather Jackson. They have four children, sons Gavin and Carter and two daughters, Paisley and Harper.



PLAYING EXPERIENCE

Years	Organization	Position
1999-2003	Northern Illinois	WR
2004-05	San Francisco 49ers	WR

COACHING EXPERIENCE

Years	Organization	Position
2006	Ohio State	Graduate Assistant
2007-08	Northern Illinois	WR Coach
2009	Northern Illinois	Rec. Coord/WR Coach
2010-11	Rutgers	WR Coach
2012	Tampa Bay Buccaneers	WR Coach
2013-pres.	Western Michigan	Head Coach

YEAR BY YEAR RECORD

Years	School	Record
2013	Western Michigan	1-11
2014	Western Michigan	8-5
2015	Western Michigan	7-5
Total		16-21



www.wmubroncos.com/football



www.facebook.com/WMUFootball





#1 // RONTAVIOUS ATKINS

STRONG SAFETY

REDSHIRT SENIOR // 6-0 // 207

- Posted nine tackles and recovered a fumble against Michigan State (9/4).
- Was second on the team with eight tackles at No. 1 Ohio State (9/26).
- Made five stops at Georgia Southern (9/12) and at Ohio (10/17).
- Had career-high 3 pass breakups at Eastern Michigan (10/31).
- Recorded seven tackles at Northern Illinois (11/18).

	2015 Season Highs	Career Highs
Tackles	9 v Michigan State	9 2x, last v Michigan State (9/4/15)
Pass Break Ups	3 - at Eastern Michigan	3, at Eastern Michigan (10/29/31)
Tackles for Loss	1.0 - at Eastern Michigan	1.0, 5x - last at Eastern Michigan (10/29/15)
Forced Fumbles	NA	1, 4x - last at Iowa (9/21/13)
Fumble Recoveries	1 vs Michigan State	1 2x, last v Michigan State (9/4/15)
Interceptions	NA	1, 2x - last v Akron (11/25/11)
Punt Returns	NA	1 v Akron (11/25/11)

CAREER STATS

TACKLES	G	UA	A	Total	TFL	Yds	PD	FF	FR	Blkd	QBH
2012	10	19	25	44	1.5	3	3	1	0	0	0
2013	3	8	11	19	2.5	10	0	2	0	0	0
2014	13	43	21	64	1.0	1	9	1	1	0	1
2015	12	42	21	63	2.0	2	9	0	1	0	0
TOTAL	38	112	78	190	7.0	16	21	4	2	0	1



#2 // JUSTIN TRANQUILL

DEFENSIVE BACK

FRESHMAN // 5-11 // 185

- Made collegiate debut against Michigan State with two tackles and a pass breakup (9/4).
- Made a tackle at Georgia Southern (9/12) and at Ohio State (9/26).

	2015 Season Highs
Tackles	2 vs Michigan State
Pass Breakups	1, 2x - last v Murray State

CAREER STATS

TACKLES	G	UA	A	Total	TFL	Yds	PD	FF	FR	Blkd	QBH
2015	4	5	0	5	0.0	0	2	0	0	0	0
TOTAL	4	5	0	5	0.0	0	2	0	0	0	0



#3 // FABIAN JOHNSON

RUNNING BACK

JUNIOR // 5-7 // 198


- Added one reception for three yards against Michigan State (9/4).
- Returned a kick for 37 yards against Murray State (9/19).
- Had a catch for season-high eight yards at Eastern Michigan (10/29/15)
- Had season-high seven carries for 21 yards vs. Ball State (11/5).

	2015 Season Highs	Career Highs
Rushing Attempts	7 vs. Bowling Green	11 v Eastern Michigan (11/15/14)
Rushing Yards	21 vs. Bowling Green	44 v Eastern Michigan (11/15/14)
Long Rush	9 vs. Bowling Green	14 v Eastern Michigan (11/15/14)
Receptions	1, 2x, last at Eastern Michigan	1, 5x, last at Eastern Michigan (10/29/15)
Receiving Yards	8 at Eastern Michigan	21 at Miami (11/1/14)
Long Reception	3 v v Michigan State	21 at Miami (11/1/14)
Kick Return Yards	37 v Murray State	37 v Murray State (9/19/15)
Long Kick Return	37 v Murray State	37 v Murray State (9/19/15)

CAREER STATS

RUSHING	G	Att	Yds	TD	Lg	Avg/C	Avg/G
2013	8	0	0	0	0	0.0	0.0
2014	13	19	64	0	14	3.4	4.9
2015	12	9	34	0	11	3.8	2.8
TOTAL	33	28	98	0	14	3.5	3.0

RECEIVING	G	Rec	Yds	TD	Lg	Rec/G	Avg/C	Avg/G
2013	8	0	0	0	0	0.0	0.0	0.0
2014	13	4	47	0	21	0.3	11.8	3.6
2015	12	3	14	0	8	0.2	4.7	1.2
TOTAL	33	7	61	0	21	0.2	8.7	1.8



#4 // EDWARD ROLLE

LINEBACKER

JUNIOR // 6-2 // 204

- Notched a tackle at Georgia Southern and Ohio State.
- Made season and career-high two tackles against Murray State (9/19).

	2015 Season Highs	Career Highs
Tackles	2 v Murray State	2, 3x - last v Murray State (9/19/15)
Tackles for Loss	NA	1.0 v Kent State (9/28/13)
Sacks	NA	1.0 v Kent State (9/28/13)
Forced Fumbles	NA	1 v Kent State (9/28/13)
Fumble Recoveries	NA	1 v Kent State (9/28/13)
Fumble Return Yards	NA	5 v Kent State (9/28/13)
QB Hurries	NA	1 at No. 17 Northwestern (9/14/13)

CAREER STATS

TACKLES	G	UA	A	Total	TFL	Yds	PD	FF	FR	Blkd	QBH
2013	12	3	4	7	1.0	8	0	1	1	0	2
2014	2	0	0	0	0.0	0	0	0	0	0	0
2015	6	4	2	6	0.0	0	0	0	0	0	0
TOTAL	20	7	6	13	1.0	8	0	1	1	0	2

SACKS	G	UA	A	Total	Yds
2013	12	1	0	1.0	8
2014	2	0	0	0.0	0
2015	6	0	0	0.0	0
TOTAL	20	1	0	1.0	8



#5 // ANDRE TURNER

DEFENSIVE END

REDSHIRT SOPHOMORE // 6-4 // 250

- Made three tackles against Michigan State (9/4).
- Had career-high two quarterback hurries against Murray State (9/19).
- Recorded his first sack of the season vs. Bowling Green (11/11).
- Had two tackles including a tackle for loss at Northern Illinois (11/18).

	2015 Season Highs	Career Highs
Tackles	3 v Michigan State	7 v Eastern Michigan (11/15/14)
Tackles for Loss	1.0, 2x - last at Northern Illinois	2.0 v Eastern Michigan (11/15/14)
Sacks	1.0 v Bowling Green	1.0, 2x - last v Bowling Green (11/11/15)
Quarterback Hurries	2 v Murray State	2 v Murray State (9/19/15)

CAREER STATS

TACKLES	G	UA	A	Total	TFL	Yds	PD	FF	FR	Blkd	QBH
2013	0	0	0	0	0.0	0	0	0	0	0	0
2014	13	18	10	28	3.0	13	0	0	1	0	2
2015	12	8	9	17	2.5	5	0	0	0	0	3
TOTAL	25	26	19	45	5.5	18	0	0	1	0	5

SACKS	G	UA	A	Total	Yds
2013	0	0	0	0.0	0
2014	13	1	2	2.0	11
2015	12	1	0	1.0	2
TOTAL	25	2	2	3.0	13



#5 // LEVANTE BELLAMY

RUNNING BACK

FRESHMAN // 5-11 // 185

- Led the team with 149 yards on nine carries and a touchdown at Ohio (10/17), with a season-long run of 56 yards.
- Added 92 all-purpose yards (60 kick return, 32 rushing) against Murray State (9/19).
- Had seven carries for 42 yards at Eastern Michigan (10/29/15).
- Carried nine times for 69 yards and a touchdown vs. Ball State (11/5/15).

2015 Season Highs

Rushing Attempts	9 at Ohio
Rushing Yards	149 at Ohio
Long Rush	56 at Ohio
Rushing TDs	1, 3x, last v Miami (OH)
Receptions	1 v Michigan State
Receiving Yards	58 v Central Michigan
Long Reception	58 v Central Michigan

CAREER STATS

RUSHING	G	Att	Yds	TD	Lg	Avg/C	Avg/G
2015	12	72	469	2	56	6.5	39.1
TOTAL	12	72	469	2	56	6.5	39.1

RECEIVING	G	Rec	Yds	TD	Lg	Rec/G	Avg/C	Avg/G
2015	12	3	67	0	58	0.2	22.3	5.6
TOTAL	12	3	67	0	58	0.2	22.3	5.6



#6 // ASANTAY BROWN

DEFENSIVE BACK

SOPHOMORE // 6-0 // 198

- Named to 2015 All-MAC Third-Team.
- Had career-game vs. Central Michigan (10/10) with an interception, forced fumble and fumble recovery along with career-high 13 tackles.
- Made first career start against Michigan State, making a game-high 10 tackles (9/4).
- Tied career-high with 10 tackles, including a TFL, at Georgia Southern (9/12).
- Led team with nine tackles at Ohio State (9/26).
- Forced fumble vs. Miami (OH) on his first career sack (10/24).
- Had team-high 12 tackles and an interception at Eastern Michigan (10/29).
- Recorded career-high 14 tackles vs. Bowling Green (11/11).
- Led Broncos with 10 tackles at Northern Illinois (11/18).

2015 Season Highs

Career Highs

Tackles	14 v Bowling Green	14 v Bowling Green (11/11/15)
Tackles for Loss	1.0 at Georgia Southern	1.0 at Georgia Southern (9/12/15)
Forced Fumbles	1, 2x - last v Miami (OH)	1, 3x last v Miami (OH) (10/24/15)
Fumble Recovery	1 vs Central Michigan	1 v Central Michigan (10/10/15)
Interception	1, 2x last at Eastern Michigan	1, 2x - last at Eastern Michigan (10/29/15)
Pass Break-up	1, 2x last v Central Michigan	1, 2x, last v Central Michigan (10/10/15)
Sacks	1, vs. Miami (OH)	1, vs. Miami (OH) (10/24/15)

CAREER STATS

TACKLES	G	UA	A	Total	TFL	Yds	PD	FF	FR	Blkd	QBH
2014	10	6	5	11	0.0	0	0	2	0	0	0
2015	12	55	45	100	3.0	15	7	2	1	0	2
TOTAL	22	61	50	111	3.0	15	7	4	1	0	2

SACKS	G	UA	A	Total	Yds
2014	10	0	0	0.0	0
2015	12	1	0	1.0	7
TOTAL	22	1	0	1.0	7

INTERCEPTIONS	G	No.	Yds	TD	Lg	Avg/R	Avg/G
2014	10	0	0	0	0	0.0	0.0
2015	12	2	63	0	38	31.5	5.2
TOTAL	22	2	63	0	38	31.5	2.9



#7 // RONALD ZAMORT

CORNERBACK

SENIOR // 5-10 // 174

- Named Second-Team to 2015 All-MAC.
- Sixth in the MAC and 18th in the country with 16 passes defended.
- Made six tackles and broke up three passes against Michigan State (9/4).
- Had first interception of season at Eastern Michigan (10/29/15).
- Recorded career-high 10 tackles vs. Bowling Green (11/11).

2015 Season Highs

Career Highs


Tackles	10 v Bowling Green	10, 2x - last v Bowling Green (11/11/15)
Tackles for Loss	NA	1.0 2x, last v v Eastern Michigan (11/15/14)
Interceptions	1, at Eastern Michigan	1 5x, last at Eastern Michigan (10/29/15)
Pass Break Ups	3, 2x, last v Ball State	4 at Toledo (10/5/13)
Forced Fumbles	NA	1 at Bowling Green (10/18/14)
Fumble Recovery	NA	1 2x, last at Bowling Green (10/18/14)
Fumble Return Yards	NA	26 v Ball State (10/19/13)

CAREER STATS

TACKLES	G	UA	A	Total	TFL	Yds	PD	FF	FR	Blkd	QBH
2012	11	7	3	10	1.0	5	1	0	0	0	0
2013	12	37	15	52	0.0	0	18	0	1	0	0
2014	13	16	12	28	1.0	2	21	1	1	0	0
2015	12	33	21	54	0.0	0	17	0	0	0	0
TOTAL	48	93	51	144	2.0	7	57	1	2	0	0

INTERCEPTIONS	G	No.	Yds	TD	Lg	Avg/R	Avg/G
2012	11	1	0	0	0	0.0	0.0
2013	12	0	0	0	0	0.0	0.0
2014	13	4	97	0	57	24.2	7.5
2015	12	1	0	0	0	0.0	0.0
TOTAL	48	6	97	0	57	16.2	2.0

SACKS	G	UA	A	Total	Yds
2012	11	0	0	0.0	0
2013	12	0	0	0.0	0
2014	13	1	0	1.0	2
2015	12	0	0	0.0	0
TOTAL	48	1	0	1.0	2



#8 // CLEVELAND SMITH

DEFENSIVE LINEMAN

SENIOR // 6-1 // 262

- Had four tackles and a TFL at Georgia Southern (9/12).
- Recorded his first sack of the season vs Central Michigan (10/10), finishing with 1.5 tackles for loss.
- Had season-high 2.5 tackles for loss at Eastern Michigan (10/29/15).
- Tied season-high with four tackles and 1.5 tackles for loss vs. Bowling Green (11/11/15).

2015 Season Highs

Career Highs

Tackles	4, 3x - last vs. Bowling Green	6, 2x - last v Buffalo (10/12/13)
Tackles for Loss	2.5 at Eastern Michigan	3.0 at Idaho (9/13/14)
Sacks	1.0 v Central Michigan	3.0 at Idaho (9/13/14)
Forced Fumbles	NA	1 v Massachusetts (10/6/12)
QB Hurries	NA	1, 2x - last at Eastern Michigan (11/9/13)
Pass Break-Up	NA	1 v Toledo (10/4/14)

CAREER STATS

TACKLES	G	UA	A	Total	TFL	Yds	PD	FF	FR	Blkd	QBH
2012	11	6	8	14	3.0	9	0	1	0	0	0
2013	10	7	16	23	5.0	11	0	0	0	0	2
2014	12	13	12	25	8.5	48	1	0	1	0	3
2015	12	12	16	28	7.0	24	0	0	0	0	2
TOTAL	45	38	52	90	23.5	92	1	1	1	0	7

SACKS	G	UA	A	Total	Yds
2012	11	0	0	0.0	0
2013	10	0	0	0.0	0
2014	12	5	1	5.5	39
2015	12	1	1	1.5	10
TOTAL	45	6	2	7.0	49



#8 // DANIEL BRAVERMAN
WIDE RECEIVER
REDSHIRT JUNIOR // 5-10 // 177

- Earned 2015 All-MAC First-Team honors.
- Only player in the FBS this season to have 100+ catches (103-2nd in MAC/2nd in FBS), 1250+ yards (1,270 – 3rd in MAC/8th in FBS) and 12+ TD (12 TD-2nd in MAC/8th in FBS).
- His 103 receptions ranks ninth all-time in a single season in the MAC.
- Became first Bronco with 3 receiving TDs in a game since Jordan White in 2011 after catching three v Central Michigan (10/10) and had career-long 30 yard punt return.
- Posted another 100-yard game with 10 catches for 123 yards at No. 1 Ohio State (9/26), including season-long 55 yard catch at Ohio State for a touchdown.
- Hauled in career-high 13 catches for 109 yards against Michigan State (9/4).
- Made 13 grabs at Georgia Southern for 122 yards and a score (9/12).
- Set career-highs with 14 catches, 167 receiving yards and two touchdowns against Murray State (9/19).

	2015 Season Highs	Career Highs
Receptions	14 vs. Murray State	14 vs. Murray State (9/19/15)
Receiving Yards	167 vs. Murray State	167 vs. Murray State (9/19/15)
Receiving TDs	2 vs. Murray State	2 4x, last v Murray State (9/19/15)
Longest Reception	55 at Ohio State	57 at Idaho (9/13/14)
Rush Attempts	NA	3 v Eastern Illinois (9/8/12)
Rushing Yards	NA	65 v Murray State (9/20/14)
Longest Rush	NA	65 v Murray State (TD) (9/20/14)
Kick Return Yards	24 v Michigan State	43 v Eastern Illinois (9/8/12)
Longest Kick Return	24 v Michigan State	v Eastern Illinois (9/8/12)

CAREER STATS

RECEIVING	G	Rec	Yds	TD	Lg	Rec/G	Avg/C	Avg/G
2012	11	18	135	0	38	1.6	7.5	12.3
2014	13	86	997	6	63	6.6	11.6	76.7
2015	12	103	1270	12	64	8.6	12.3	105.8
TOTAL	36	207	2402	18	64	5.8	11.6	66.7

PUNT RETURNS	G	No.	Yds	TD	Lg	Avg/R	Avg/G
2012	11	0	0	0	0	0.0	0.0
2014	13	15	26	0	11	1.7	2.0
2015	12	9	84	0	33	9.3	7.0
TOTAL	36	24	110	0	33	4.6	3.1




#9 // KENDRICK ROBERTS
WIDE RECEIVER
SENIOR // 6-3 // 209

- Caught first pass of the year at Georgia Southern (9/12).
- Had two catches for 42 yards, including a season-long 32 yard grab vs. Ball State (11/5).
- Recorded season-high 74 yards on four receptions at Northern Illinois (11/18).
- Ended the regular season with 10 catches for 180 yards over the final four games.

	2015 Season Highs	Career Highs
Receptions	4 at Northern Illinois	4, 3x - last at Northern Illinois (11/18/15)
Receiving Yards	74 at Northern Illinois	106 at Eastern Michigan (11/9/13)
100-Yard Games	NA	1 (1 - 2013)
Receiving TDs	NA	1, 2x - last at Massachusetts (10/26/13)
Longest Reception	32 v Ball State	59 at Eastern Michigan (11/9/13)
Fumble Recoveries	NA	1 at Ball State (10/13/12)
Tackles	NA	1, 2x - last at Iowa (9/21/13)

CAREER STATS

RECEIVING	G	Rec	Yds	TD	Lg	Rec/G	Avg/C	Avg/G
2012	9	6	45	1	16	0.7	7.5	5.0
2013	11	23	354	1	59	2.1	15.4	32.2
2014	13	16	202	1	58	1.2	12.6	15.5
2015	12	12	196	0	32	1.0	16.3	16.3
TOTAL	45	57	797	3	59	1.3	14.0	17.7



#10 // ROBERT SPILLANE
LINEBACKER
SOPHOMORE // 6-2 // 235

- Made six stops against Michigan State (9/4) and Ohio State (9/26).
- Finished with nine tackles and a TFL at Georgia Southern (9/12).
- Had a TFL for three yards and a pass breakup at Ohio State.
- Made eight stops at Ohio (10/17).
- Led team with nine tackles and had 3.5 tackles for loss and 1.5 sacks vs. Miami (OH) (10/24).

	2015 Season Highs	Career Highs
Tackles	9 at Georgia Southern	10 at Bowling Green (10/18/14)
Tackles for Loss	1.0 2x, last at Ohio State	2.0 v Eastern Michigan (11/15/14)
Fumble Recovery	NA	1 v Toledo (10/4/14)
Quarterback Hurries	NA	1 at Bowling Green (10/18/14)
Sacks	NA	2.0 v Eastern Michigan (11/15/14)
Pass breakup	1, 2x, last at Ohio	1, 2x, last at Ohio

CAREER STATS

TACKLES	G	UA	A	Total	TFL	Yds	PD	FF	FR	Blkd	QBH
2014	13	33	34	67	5.5	36	0	0	1	0	3
2015	8	20	26	46	5.5	29	2	1	0	0	0
TOTAL	21	53	60	113	11.0	65	2	1	1	0	3

SACKS	G	UA	A	Total	Yds
2014	13	4	0	4.0	34
2015	8	1	1	1.5	13
TOTAL	21	5	1	5.5	47



#11 // AUSTIN LEWIS
LINEBACKER
REDSHIRT SOPHOMORE // 6-3 // 230

- Tied for second on the team with nine tackles vs. Michigan State (9/4).
- Had seven stops against Ohio State (9/26).
- Posted seven tackles and his first tackle for loss of the season v Central Michigan (10/10).
- Had fourth down stop at Ohio (10/17).
- Made five tackles and a pass breakup at Eastern Michigan (10/29).
- Recorded six tackles and a tackle for loss vs. Bowling Green (11/11).

	2015 Season Highs	Career Highs
Tackles	9 v Michigan State	10 at Eastern Michigan (11/9/13)
Tackles for Loss	1.0, 3x - last at Northern Illinois	1.0, 4x - last at Northern Illinois (11/18/15)
Forced Fumbles	NA	1 at Eastern Michigan (11/9/13)
Fumble Recoveries	NA	1 v Central Michigan (11/16/13)
QB Hurries	1 v Michigan State	2 at Eastern Michigan (11/9/13)
Pass breakup	1, 2x last at Eastern Michigan	1, 2x, last at Eastern Michigan (10/29/15)

CAREER STATS

TACKLES	G	UA	A	Total	TFL	Yds	PD	FF	FR	Blkd	QBH
2013	11	15	24	39	2.0	3	1	1	1	0	2
2014	1	3	3	6	1.0	3	0	0	0	0	0
2015	12	30	32	62	4.5	8	2	0	0	0	3
TOTAL	24	48	59	107	7.5	14	3	1	1	0	5



#11 // ZACH TERRELL
QUARTERBACK
REDSHIRT JUNIOR // 6-1 // 204

- Named 2015 Third-Team All-MAC
- Threw for 365 yards and two touchdowns against Michigan State, setting career-highs in attempts (50) and completions (33).
- Went 25-of-30 for 355 yards, four touchdowns and no picks against Murray State (9/19).
- Threw for two TDs at No. 1 Ohio State (9/26)
- Moved into fifth all-time at Western Michigan after throwing four TDs vs. Central Michigan (10/10).
- Threw for 252 yards and ran for career-high 72 yards at Eastern Michigan (10/29) and was named MAC West Offensive POTW.
- Was 16-for-22 for 324 yards vs. Ball State (11/5).
- Passed for 331 yards and two touchdowns at Northern Illinois (11/18).

	2015 Season Highs	Career Highs
Passing Attempts	50 v Michigan State	50 v Michigan State (9/4/15)
Completions	33 v Michigan State	33 v Michigan State (9/4/15)
Yards	365 v Michigan State	370 v Toledo (10/4/14)
300-Yard Passing Games	4	7
Passing TDs	4, 2x, last v Central Michigan	4, 4x, last v Central Michigan (10/10/15)
Longest Completion	56 v Murray State	75 at Ball State (10/11/14)
Completion Percentage	83.3 v Murray State	89.5 v Eastern Michigan (11/15/14)
Rushing Attempts	9 v Michigan State	9 v Michigan State (9/4/15)

CAREER STATS										
PASSING	G	Att	Cmp	Int	Yds	TD	Lg	Pct	Avg/PAvg/G	Effic
2013	9	251	133	8	1602	8	70	53.0	6.4	178.0
2014	13	368	250	10	3443	26	75	67.9	9.4	264.8
2015	12	365	244	8	3229	27	76	66.8	8.8	269.1
TOTAL	34	984	627	26	8274	61	76	63.7	8.4	243.4

RUSHING	G	Att	Yds	TD	Lg	Avg/C	Avg/G
2013	9	42	0	0	18	0.0	0.0
2014	13	78	264	3	41	3.4	20.3
2015	12	74	103	3	31	1.4	8.6
TOTAL	34	194	367	6	41	1.9	10.8



#12 // KEION ADAMS
DEFENSIVE END
JUNIOR // 6-2 // 261

- Made three tackles, 1.5 tackles for loss, a sack and a forced fumble against Murray State (9/19).
- Had career-high 2.5 tackles for loss and season-high five tackles overall at Ohio along with second sack of the season (10/17).
- Had 1.5 tackles for loss vs. Miami (OH) (10/24).
- Tied season-high with five tackles and had a sack vs. Ball State (11/5) and duplicated effort vs. Toledo (11/27).

	2015 Season Highs	Career Highs
Tackles	5, 2x - last vs. Miami (OH)	6 v Buffalo (10/12/13)
Tackles for Loss	2.5 at Ohio	1.5 v Murray State (9/19/15)
Sacks	1.0, 2x, last at Ohio	1.0, 3x, last at Ohio (10/17/15)
Forced Fumbles	1 v Murray State	1, 2x - last v Murray State (9/19/15)
Fumble Recoveries	NA	1 v Central Michigan (11/16/13)
Pass Break Ups	NA	1 v Kent State (9/28/13)
Quarterback Hurries	1, at Eastern Michigan	3 v Ohio (10/25/14)

CAREER STATS										
TACKLES	G	UA	A	Total	TFL	Yds	PD	FF	FR	Blkd
2013	11	6	17	23	2.5	12	1	1	1	0
2014	13	6	7	13	2.5	4	0	0	0	4
2015	12	23	11	34	8.5	36	0	1	0	2
TOTAL	36	35	35	70	13.5	52	1	2	1	7

SACKS	G	UA	A	Total	Yds
2013	11	1	0	1.0	8
2014	13	0	1	0.5	2
2015	12	4	1	4.5	26
TOTAL	36	5	2	6.0	36



#13 // JAKEVIN JACKSON
LINEBACKER
JUNIOR // 6-2 // 221

- Played in seven games.
- Recorded a tackle vs. Miami (OH) (10/24).

	2015 Season Highs	Career Highs
Tackles	1, vs. Miami (OH)	3 at Idaho (9/13/14)

CAREER STATS										
TACKLES	G	UA	A	Total	TFL	Yds	PD	FF	FR	Blkd
2014	4	1	5	6	0.0	0	0	0	0	0
2015	7	0	1	1	0.0	0	0	0	0	0
TOTAL	11	1	6	7	0.0	0	0	0	0	0



#13 // TOM FLACCO
QUARTERBACK
FRESHMAN // 6-1 // 185

- Made collegiate debut against Murray State by going 3-of-3 for 36 yards and rushing for 33 yards, including a touchdown (9/19).
- Ran for 28 yards at Ohio (10/17).
- Had 121 total yards (64 passing, 47 rushing) at Eastern Michigan and threw for his first career TD
- Was 4-of-5 for 29 yards passing and had five carries for 43 yards rushing vs. Ball State (11/5).
- Had eight rushes at Northern Illinois (11/18), coming in as change of pace for Zach Terrell.
- Rushed for career-high 60 yards and scored 16-yard rushing TD and added two-point conversion at Toledo (11/27).

	2015 Season Highs
Passing Attempts	3 v Murray State
Completions	4 vs. Ball State
Passing Yards	64, at Eastern Michigan
Passing TDs	1 at Eastern Michigan
Long Completion	64, at Eastern Michigan
Rushing Attempts	8, at Northern Illinois
Rushing Yards	60 at Toledo
Long Rush	37 at Eastern Michigan
Rushing TDs	1, 2x, last at Toledo

CAREER STATS										
PASSING	G	Att	Cmp	Int	Yds	TD	Lg	Pct	Avg/PAvg/G	Effic
2015	6	11	9	0	154	1	64	81.8	14.0	25.7
TOTAL	6	11	9	0	154	1	64	81.8	14.0	25.7

RUSHING	G	Att	Yds	TD	Lg	Avg/C	Avg/G
2015	6	26	256	2	37	9.8	42.7
TOTAL	6	26	256	2	37	9.8	42.7



#14 // DARIUS PHILLIPS

DEFENSIVE BACK

REDSHIRT SOPHOMORE // 5-10 // 184

- Named 2015 Second-Team All-MAC as a cornerback and kick returner.
- Converted to cornerback from wide receiver last season.
- Fifth in the country and second in the MAC in passes defended with 20.
- Picked off two passes at Ohio State (9/26).
- Earned MAC Special Teams Player of the Week after setting a career-high with 185 total kick return yards against Michigan State, including a 100-yard return for a TD in the second quarter (9/4).
- Had six tackles and a tackle for loss, as well as first career interception and return for touchdown, against Murray State (9/19).
- Named Special Teams POTW after having two kick returns for 101 yards v Central Michigan (10/10).
- Recorded career-high eight tackles and 2.0 tackles for loss at Ohio (10/17).
- Had interceptions in back-to-back weeks vs. Bowling Green (11/11) and Northern Illinois (11/18).
- Made five tackles, 1.0 TFL for 10 yards and two PBU's at Toledo.

	2015 Season Highs	Career Highs
Receptions	NA	10 v Toledo (10/4/14)
Receiving Yards	NA	121 vs Toledo (10/4/14)
Receiving TDs	NA	1 2x, last at Bowling Green (10/18/14)
Long Reception	NA	63 at Bowling Green (10/18/14)
Rushing Yards	NA	52 at Ball State (10/11/14)
Long Rush	NA	52 at Ball State (10/11/14)
Kick Return Yards	185 v Michigan State	185 v Michigan State (9/4/15)
Long Kick Return	100 v Michigan State (TD)	100 v Michigan State (9/4/15) (TD)
All-Purpose Yards	185 v Michigan State	185 v Michigan State (9/4/15)
Tackles	8 at Ohio	8 at Ohio (10/17/15)
Tackles for Loss	2.0 at Ohio	2.0 at Ohio (10/17/15)
Pass Breakups	3, 2x last at Ohio State	3, 2x last at Ohio State (9/26/15)
Interceptions	2 at Ohio State	2 at Ohio State (9/26/15)
Int. Return for TD	1 v Murray State	1 v Murray State (9/19/15)


CAREER STATS

RECEIVING	G	Rec	Yds	TD	Lg	Rec/G	Avg/C	Avg/G
2014	12	32	479	2	63	2.7	15.0	39.9
2015	12	0	0	0	0	0.0	0.0	0.0
TOTAL	24	32	479	2	63	1.3	15.0	20.0

KICK RETURNS	G	No.	Yds	TD	Lg	Avg/R	Avg/G
2014	12	30	792	1	93	26.4	66.0
2015	12	32	749	1	100	23.4	62.4
TOTAL	24	62	1541	2	100	24.9	64.2

TACKLES	G	UA	A	Total	TFL	Yds	PD	FF	FR	Blkd	QBH
2014	12	0	0	0	0.0	0	0	0	0	0	0
2015	12	34	12	46	5.0	22	20	1	0	0	0
TOTAL	24	34	12	46	5.0	22	20	1	0	0	0

INTERCEPTIONS	G	No.	Yds	TD	Lg	Avg/R	Avg/G
2014	12	0	0	0	0	0.0	0.0
2015	12	5	50	1	34	10.0	4.2
TOTAL	24	5	50	1	34	10.0	2.1



#15 // JAMAR SIMPKINS

DEFENSIVE LINEMAN

JUNIOR // 6-2 // 279

- Played in 11 games.
- Had a tackle for loss against Michigan State.

	2015 Season Highs	Career Highs
Tackles	1 5x, last v Ball State	5 v Kent State (9/28/13)
Tackles for Loss	1.0 v Michigan State	1.0 at No. 17 Northwestern (9/14/13)
Sacks	NA	1.0 at No. 17 Northwestern (9/14/13)
Pass Break-Ups	NA	1 v Ohio (10/25/14)
QB Hurries	1 v Michigan State	1 v Michigan State (9/4/15)
Fumble Recoveries	1 v Miami (OH)	1 v Miami (OH) (10/24/15)

CAREER STATS

TACKLES	G	UA	A	Total	TFL	Yds	PD	FF	FR	Blkd	QBH
2013	11	5	16	21	1.5	4	0	0	0	0	0
2014	11	10	7	17	0.5	2	1	0	0	0	0
2015	11	4	3	7	1.0	6	0	0	1	0	1
TOTAL	33	19	26	45	3.0	12	1	0	1	0	1

SACKS	G	UA	A	Total	Yds
2013	11	1	0	1.0	3
2014	11	0	1	0.5	2
2015	11	0	0	0.0	0
TOTAL	33	1	1	1.5	5



#15 // CARRINGTON THOMPSON

WIDE RECEIVER

REDSHIRT JUNIOR // 6-2 // 162

- Made first career reception as a Bronco against Michigan State (9/4).
- Scored first career touchdown as a Bronco at Georgia Southern (9/12).
- Caught one pass for 28 yards against Murray State (9/19).
- Caught his second TD of the season vs. Miami (OH) (10/24).
- Recorded a 15 yard reception vs. Ball State (11/5).

	2015 Season Highs	Career Highs
Receptions	3 at Georgia Southern	3 at Georgia Southern (9/12/15)
Receiving Yards	32 at Georgia Southern	32 at Georgia Southern (9/12/15)
Long Reception	28 v Murray State	28 v Murray State (9/19/15)
Receiving TDs	1, 2x - last vs. Miami (OH)	1, 2x - last v Miami (OH) (10/24/15)

CAREER STATS

RECEIVING	G	Rec	Yds	TD	Lg	Rec/G	Avg/C	Avg/G
2015	11	8	89	2	28	0.7	11.1	8.1
TOTAL	11	8	89	2	28	0.7	11.1	8.1



#16 // JON WASSINK

QUARTERBACK

FRESHMAN // 6-3 // 195

- Redshirting this season



#18 // SAM BEAL

DEFENSIVE BACK

FRESHMAN // 6-2 // 192

- Made collegiate debut against Michigan State (9/4).
- Earned the start vs. Bowling Green and recorded season-high four tackles.
- Had three tackles at Northern Illinois (11/18).

2015 Season Highs

Tackles	4, vs. Bowling Green
Pass Breakups	1, at Ohio

CAREER STATS

TACKLES	G	UA	A	Total	TFL	Yds	PD	FF	FR	Blkd	QBH
2015	11	11	3	14	0.0	0	1	0	0	0	0
TOTAL	11	11	3	14	0.0	0	1	0	0	0	0



#20 // CALEB BAILEY

LINEBACKER

REDSHIRT SOPHOMORE // 6-0 // 236


- Tied for fourth in the MAC in tackles for loss with 12.0
- Set career-highs in tackles (9) and tackles for loss (1.0) at Georgia Southern (9/12).
- Made first career start against Murray State and added team-high eight tackles and 2.0 TFL (9/19).
- Tied for team lead in tackles with nine vs. Miami and added 3.0 tackles for loss (10/24).
- Had 1.5 tackles for loss at Eastern Michigan (10/29).
- Recorded eight tackles vs. Bowling Green (11/11).
- Led team with 1.5 tackles for loss, and tied his career-high with nine tackles at Northern Illinois (11/18).
- Also added nine tackles at Toledo.

2015 Season Highs

Tackles	9, 3x - last at Northern Illinois	Career Highs	9, 3x - last at Northern Illinois (11/18/15)
Tackles for Loss	3.0 v Miami (OH)		3.0 v Miami (OH) (10/24/15)

CAREER STATS

TACKLES	G	UA	A	Total	TFL	Yds	PD	FF	FR	Blkd	QBH
2014	9	2	4	6	0.0	0	0	0	0	0	0
2015	12	37	37	74	12.0	25	0	0	0	0	3
TOTAL	21	39	41	80	12.0	25	0	0	0	0	3



#21 // JEFFERY JOHNSON

DEFENSIVE BACK

FRESHMAN // 5-8 // 195


- Played in eight games.
- Made two tackles at Eastern Michigan

2015 Season Highs

Tackles	2, at Eastern Michigan	Career Highs	2, at Eastern Michigan (10/29/15)
---------	------------------------	--------------	-----------------------------------

CAREER STATS

TACKLES	G	UA	A	Total	TFL	Yds	PD	FF	FR	Blkd	QBH
2014	9	2	4	6	0.0	0	0	0	0	0	0
2015	12	37	37	74	12.0	25	0	0	0	0	3
TOTAL	21	39	41	80	12.0	25	0	0	0	0	3



#22 // JUSTIN SEARS-MOTLEY

DEFENSIVE BACK

JUNIOR // 5-10 // 194

- Played in nine games.
- Made a tackle vs. Murray State and at Ohio (10/17).

2015 Season Highs

Tackles	1, 2x last at Ohio	Career Highs	1, 3x - last at Ohio (10/17/15)
---------	--------------------	--------------	---------------------------------

CAREER STATS

TACKLES	G	UA	A	Total	TFL	Yds	PD	FF	FR	Blkd	QBH
2014	9	2	4	6	0.0	0	0	0	0	0	0
2015	12	37	37	74	12.0	25	0	0	0	0	3
TOTAL	21	39	41	80	12.0	25	0	0	0	0	3



#23 // AUSTIN GUIDO

RUNNING BACK

JUNIOR // 5-11 // 202

- Played in all 12 games.
- Had season-high two tackles at Eastern Michigan (10/29) and Bowling Green (11/11).

2015 Season Highs

Tackles	2, v. Bowling Green	Career Highs	2 v Bowling Green (11/11/15)
---------	---------------------	--------------	------------------------------

CAREER STATS

TACKLES	G	UA	A	Total	TFL	Yds	PD	FF	FR	Blkd	QBH
2013	11	3	2	5	0.0	0	0	0	0	0	0
2014	13	4	3	7	0.0	0	0	0	0	0	0
2015	12	6	1	7	0.0	0	0	0	0	0	0
TOTAL	36	13	6	19	0.0	0	0	0	0	0	0



#24 // IAN THOMAS

DEFENSIVE BACK

REDSHIRT SOPHOMORE // 6-0 // 198

- Made his Bronco debut against Michigan State, making a tackle (9/4).
- Had a tackle for loss vs. Murray State.
- Made first career start and had career-best two tackles v Central Michigan (10/10).
- Grabbed first career interception vs. Ball State (11/5).

2015 Season Highs

Tackles	2, v Central Michigan	Career Highs	2, v Central Michigan (10/10/15)
Tackles for Loss	1.0 v Murray State		1.0 v Murray State (9/19/15)

CAREER STATS

TACKLES	G	UA	A	Total	TFL	Yds	PD	FF	FR	Blkd	QBH
2015	7	5	0	5	1.0	1	1	0	0	0	0
TOTAL	7	5	0	5	1.0	1	1	0	0	0	0

INTERCEPTIONS	G	No.	Yds	TD	Lg	Avg/R	Avg/G
2015	7	1	1	0	1	1.0	0.1
TOTAL	7	1	1	0	1	1.0	0.1



#25 // TREVOR SWEENEY

RUNNING BACK

JUNIOR // 5-8 // 175

- Received inaugural Western Michigan John Mulhearn award
- Played in all 12 games.
- Added a special teams tackle against Murray State (9/19) and Ohio (10/17).
- Forced first career fumble vs Miami (10/24)...forced a fumble at Eastern Michigan (10/29).

2015 Season Highs

Tackles	1, 2x last at Ohio	Career Highs	4 v Eastern Michigan (11/15/14)
Forced fumble	1, 2x last at Eastern Michigan		1, 2x, last at Eastern Michigan (10/29/15)

CAREER STATS

TACKLES	G	UA	A	Total	TFL	Yds	PD	FF	FR	Blkd	QBH
2013	6	4	0	4	0.0	0	0	0	0	0	0
2014	13	7	6	13	0.0	0	0	0	1	0	0
2015	12	8	1	9	0.0	0	0	2	0	0	0
TOTAL	31	19	7	26	0.0	0	0	2	1	0	0



#25 // OBBIE JACKSON

DEFENSIVE BACK

FRESHMAN // 5-11 // 180

- Made his collegiate debut against Michigan State (9/4).



#31 // JARVION FRANKLIN

RUNNING BACK

SOPHOMORE // 6-1 // 220

- Set season-highs with 27 carries for 161 yards and a touchdown, as well as 189 all-purpose yards, against Murray State (9/19).
- Ran for 68 yards at Ohio State (9/26).
- Posted his 10th career 100-yard game with 22 carries for 127 yards and a TD vs Central Michigan (10/10).
- Had 24 yard TD run at Eastern Michigan (10/29).
- Third place all-time at Western Michigan with 29 career TDs.

	2015 Season Highs	Career Highs
Rushing Yards	167 v Murray State	211 at Idaho (9/13/14)
Rushing Attempts	27 v Murray State	37 at Bowling Green (10/18/14)
Rushing Touchdowns	1 v Murray State	3 6x, last at Miami (11/1/14)
Longest Rush	54 v Murray State	61 at Purdue (TD) (8/30/14)
Yards Per Rush	6.0 v Murray State	8.6 at Purdue (8/30/14)
Receptions	4 at Georgia Southern	4 at Georgia Southern (9/12/15)
Receiving Yards	43 at Georgia Southern	54 v Eastern Michigan (11/15/14)
Longest Reception	17 at Georgia Southern	54 v Eastern Michigan (11/15/14)
Receiving TDs	NA	1 v Eastern Michigan (11/15/14)
All-Purpose Yards	189 v Murray State	211 at Idaho (9/13/14)

CAREER STATS								
RUSHING	G	Att	Yds	TD	Lg	Avg/C	Avg/G	
2014	13	306	1551	24	61	5.1	119.3	
2015	12	146	699	5	54	4.8	58.2	
TOTAL	25	452	2250	29	61	5.0	90.0	

RECEIVING	G	No.	Yds	TD	Lg	Rec./G	Avg/R	Avg/G
2014	13	14	163	1	54	1.1	11.6	12.5
2015	12	16	177	0	27	1.3	11.1	14.8
TOTAL	25	30	340	1	54	1.2	11.3	13.6



#32 // JAMAURI BOGAN

RUNNING BACK

REDSHIRT FRESHMAN // 5-7 // 174

- Awarded MAC Freshman of the Year and selected to All-MAC Third-Team.
- Named MAC West POTW for his career-high 135 yards on nine runs including a season-high 67-yard run at Ohio (10/17).
- Made his collegiate debut against Michigan State, finishing with 21 rushing yards and nine receiving yards (9/4).
- Made his first career start and had career-high 93 yards at Ohio State (9/26).
- Ran for 2 TDs vs. Miami (OH) (10/24).
- Had four rushing TDs at Eastern Michigan (10/29), the most by a Bronco since 2002.
- Rushed for career-high 171 yards and two TDs vs. Ball State (11/5).
- Had two rushing TDs and 118 yards vs. Bowling Green (11/11).

	2015 Season Highs
Rushing Yards	171, vs. Ball State
Rushing Attempts	23, at Ohio State
Longest Rush	67, at Ohio
All-Purpose Yards	135, at Ohio
Rush TDs	4, at Eastern Michigan

CAREER STATS								
RUSHING	G	Att	Yds	TD	Lg	Avg/C	Avg/G	
2015	12	143	836	12	76	5.8	69.7	
TOTAL	12	143	836	12	76	5.8	69.7	

RECEIVING	G	No.	Yds	TD	Lg	Rec./G	Avg/R	Avg/G
2015	12	3	15	0	6	0.2	5.0	1.2
TOTAL	12	3	15	0	6	0.2	5.0	1.2



#33 // ERIC ASSOUA


DEFENSIVE LINE

FRESHMAN // 6-2 // 230

- Made collegiate debut against Michigan State (9/4).
- Recorded two tackles and a quarterback hurry against Murray State (9/19).
- Recorded two QB hurries at Ohio (10/17).
- Had three tackles at Eastern Michigan (10/29) and at Toledo (11/27).

	2015 Season Highs
Tackles	3, 2x, last at Toledo
QB Hurries	2 at Ohio

CAREER STATS											
TACKLES	G	UA	A	Total	TFL	Yds	PD	FF	FR	Blkd	QBH
2014	9	2	4	6	0.0	0	0	0	0	0	0
2015	12	37	37	74	12.0	25	0	0	0	0	3
TOTAL	21	39	41	80	12.0	25	0	0	0	0	3



#36 // JEREMIAH MULLINAX

TIGHT END

SENIOR // 6-5 // 245

- Made first career reception and scored first career touchdown against Michigan State (9/4).
- Caught a two-point conversion at Georgia Southern (9/12).
- Caught a third quarter touchdown at Ohio State (9/26)

	2015 Season Highs	Career Highs
Tackles	1 v Murray State	2 2x, last v Eastern Michigan (11/15/14)
Receptions	1, 2x, last at Ohio State	1, 2x, last at Ohio State (9/26/15)
Receiving Yards	29 v Michigan State	29 v Michigan State (9/4/15)
Long Reception	29 v Michigan State	29 v Michigan State (9/4/15)

CAREER STATS								
RECEIVING	G	No.	Yds	TD	Lg	Rec./G	Avg/R	Avg/G
2014	11	0	0	0	0	0.0	0.0	0.0
2015	12	2	30	2	29	0.2	15.0	2.5
TOTAL	23	2	30	2	29	0.1	15.0	1.3



#37 // J. SCHROEDER

PUNTER

SENIOR // 6-0 // 203

- 2015 Preseason nominee for Ray Guy Award.
- Finished the year with nine punts over 50+ yards.
- 12 of his 39 punts landed inside the 20.
- Had a season-long of 55 yards at Ohio State (9/26).
- Had two punts inside the 20 and a 56-yard punt at Ohio (10/17).
- Boomed a season-long 66-yard punt vs. Miami (OH) (10/24).
- Averaged 44.0 yards per punt on two attempts at Northern Illinois (11/18) with a long of 63.
- Averaged 45.2 yards on five punts at Toledo.

	2015 Season Highs	Career Highs
Punts	6, at Ohio State	11 at Michigan State (8/30/13)
Longest Punt	66, v Miami	82 v Massachusetts (10/6/12)
Punt Average	45.8 at Ohio	66.0 v Massachusetts * (10/6/12)
Inside 20	2, 3x last at Northern Illinois	3, 2x - last at Michigan State (8/30/13)
50+ Punts	2, at Ohio	3 at Michigan State (8/30/13)
Tackles	NA	1, 3x - last at Iowa (9/21/13)

* WMU Single-Game Record

CAREER STATS					
PUNTING	G	No.	Yards	Lg	Avg
2012	11	56	2282	82	40.8
2013	12	77	3056	62	39.7
2014	13	58	2484	74	42.8
2015	12	39	1642	66	42.1
TOTAL	48	230	9464	82	41.1



#39 // DERRICK MITCHELL

KICKER

REDSHIRT FRESHMAN // 6-2 // 203

- Had 31 touchbacks on 80 kickoffs.
- Kicked off five times for the Broncos against Michigan State, recording four touchbacks (9/4).
- Had season-high 10 kickoff attempts at Eastern Michigan (10/29).
- Equaled that output vs. Ball State and had season-high six touchbacks (11/5).
- Had two touchbacks on five attempts at Northern Illinois (11/18).

2015 Season Highs

Kickoff Attempts	10, 2x - last v Ball State
Touchbacks	6, v Ball State
Tackles	1 v Michigan State

CAREER STATS

KICKOFFS	G	No.	Yards	Avg	TB
2015	12	80	4984	62.3	31
TOTAL	12	80	4984	62.3	31



#40 // GRANT DEPALMA

LINEBACKER

SENIOR // 5-9 // 218

- Notched five tackles vs Central Michigan (10/10).
- Had season-high 10 tackles and first sack of the season vs. Bowling Green (11/11).
- Recorded seven tackles at Northern Illinois (11/18).
- Made eight tackles at Toledo (11/27) including a quarterback hurry.

2015 Season Highs

Career Highs

Tackles	10, v Bowling Green	12 v Ohio (10/25/14)
Tackles for Loss	1.5 v Bowling Green	2.5 v Murray State (9/20/14)
Sacks	1.0 v Bowling Green	1.5 v Ohio (10/25/14)
Quarterback Hurry	NA	1 v Toledo (10/4/14)
Pass breakup	1, v Central Michigan	1 v Central Michigan (10/10/15)

CAREER STATS

TACKLES	G	UA	A	Total	TFL	Yds	PD	FF	FR	Blkd	QBH
2014	13	58	44	102	8.0	29	0	0	0	0	2
2015	7	20	13	33	2.0	8	1	0	0	0	1
TOTAL	20	78	57	135	10.0	37	1	0	0	0	3

SACKS	G	UA	A	Total	Yds
2013	0	0	0	0.0	0
2014	13	2	1	2.5	17
2015	7	1	0	1.0	6
TOTAL	20	3	1	3.5	23



#42 // JASON SYLVA

LINEBACKER

REDSHIRT JUNIOR // 6-2 // 230

- Made his Bronco debut against Michigan State, posting seven tackles, a quarterback hurry and a forced fumble (9/4).
- Tied his season-high with seven tackles and had a tackle for loss vs. Ball State.

2015 Season Highs

Tackles	7, 2x - last v Ball State
Tackles for loss	1.0 v Ball State
Quarterback Hurry	1 v Michigan State
Forced Fumbles	1 v Michigan State

CAREER STATS

TACKLES	G	UA	A	Total	TFL	Yds	PD	FF	FR	Blkd	QBH
2015	6	12	13	25	1.0	1	1	1	0	0	1
TOTAL	6	12	13	25	1.0	1	1	1	0	0	1



#43 // WYATT PFEIFER

LONG SNAPPER

SOPHOMORE // 6-2 // 239

- Long snapper for all 12 games this season.
- Recorded a tackle at Georgia Southern (9/12).

2015 Season Highs

Career Highs

Tackles	1 at Georgia Southern	1 at Georgia Southern (9/12/15)
---------	-----------------------	---------------------------------

CAREER STATS

TACKLES	G	UA	A	Total	TFL	Yds	PD	FF	FR	Blkd	QBH
2014	13	2	2	4	0.0	0	0	0	0	0	0
2015	12	1	0	1	0.0	0	0	0	0	0	0
TOTAL	25	3	2	5	0.0	0	0	0	0	0	0



#45 // ANDREW HALDEMAN

KICKER

SENIOR // 5-10 // 180

- Named to All-MAC Third-Team
- Owns career record for made field goals at Western Michigan with 56.
- Has 328 career points, second most at Western Michigan and eighth most in the MAC.
- This year he is the top MAC field goal kicker in terms of percentage at 80.0 (16-of-20) and is 11-for-11 overall in his last five games.
- Tied career-high with seven extra points and also knocked through a 30-yard field goal against Murray State (9/19).
- Made two field goals v Central Michigan (10/10)...was 7/7 on PATs at Ohio (10/17).
- Was season-best 3-for-3 on field goals at Eastern Michigan (10/29) with a season-long of 42 and also had seven PATs at Eagles.
- 2-for-2 with long FG of 41 yards vs. Ball State (11/5).
- Made season-high 48-yard field goal vs. Bowling Green (11/11).
- 2-for-2 on FGs at Northern Illinois (11/18) and at Toledo (11/27).

2015 Season Highs

Career Highs

Extra Point Attempts	7, 3x, last at Eastern Michigan	7, 4x - last v Eastern Michigan (10/29/15)
Extra Points Made	7, 3x, last at Eastern Michigan	7, 4x - last at Eastern Michigan (10/29/15)
FG Attempts	3, 2x last at Eastern Michigan	6 at Eastern Michigan (11/9/13)
FGs Made	3, at Eastern Michigan	6 at Eastern Michigan (11/9/13)
Longest FG Made	48, v Bowling Green	52 at Ball State (10/13/12)
Kick Offs	NA	9 v Eastern Illinois (9/8/12)
Kick Off Average	NA	65.0 at Illinois (9/1/12)
Touchbacks	NA	2, 2x - last at Minnesota (9/15/12)
Tackles	NA	2, 2x - last at Toledo (10/5/13)

CAREER STATS

FIELD GOALS	G	Att	Made	Lg	Pct
2012	12	16	10	52	62.5
2013	12	20	16	48	80.0
2014	13	17	14	44	82.4
2015	12	20	16	48	80.0
TOTAL	49	73	56	52	76.7

SCORING	G	TD	Rush	Pass	Retn	PAT	2PAT	FG	Total	Avg/G
2012	12	0	0	0	0	42	0	10	72	6.0
2013	12	0	0	0	0	20	0	16	68	5.7
2014	13	0	0	0	0	51	0	14	93	7.2
2015	12	0	0	0	0	47	0	16	95	7.9
TOTAL	49	0	0	0	0	160	0	56	328	6.7



#46 // LUCAS CHEROCCI
LINEBACKER
REDSHIRT SOPHOMORE // 5-11 // 216

- Played in nine games.
- Added a tackle for loss against Murray State (9/19).
- Also had a tackle for loss vs. Bowling Green (11/11).
- Recorded a tackle at Ohio.

	2015 Season Highs	Career Highs
Tackles	1, 2x, last at Ohio	5 v Eastern Michigan (11/15/14)
Tackles for Loss	1.0, 2x, last v Bowling Green	1.0, 2x, last v Bowling Green (11/11/15)

CAREER STATS											
TACKLES	G	UA	A	Total	TFL	Yds	PD	FF	FR	Blkd	QBH
2015	9	3	0	3	2.0	2	0	0	0	0	0
TOTAL	9	3	0	3	2.0	2	0	0	0	0	0



#50 // DANIEL JACKSON
DEFENSIVE LINEMAN
FRESHMAN // 6-3 // 250

- Played in four games.
- Recorded first career tackle vs. Ball State.

	2015 Season Highs
Tackles	1, vs. Ball State

CAREER STATS											
TACKLES	G	UA	A	Total	TFL	Yds	PD	FF	FR	Blkd	QBH
2015	4	1	0	1	0	0	0	0	0	0	0
TOTAL	4	1	0	1	0	0	0	0	0	0	0



#52 // JOHN KEENOV
OFFENSIVE LINEMAN
FRESHMAN // 6-2 // 282

- Stated 11 games this season at center.
- Made his first career start against Michigan State (9/4).
- Helped pave the way for 401 yards rushing against Ohio (10/17) in the second half.



#53 // NATHAN BRASTER
DEFENSIVE LINEMAN
SOPHOMORE // 6-5 // 258

- Made two tackles, including a TFL, against Michigan State (9/4).
- Recorded four tackles at Georgia Southern (9/12).
- Added a tackle and two quarterback hurries against Murray State (9/19).
- Had first sack of the season at Ohio State (9/26).
- Tied his season-high with four tackles and a tackle for loss at Northern Illinois (11/18).

	2015 Season Highs	Career Highs
Tackles	4, 2x - last at Northern Illinois	5 at Bowling Green (10/18/14)
Tackles for Loss	1.0, 3x - last at Northern Illinois	1.0, 4x - last at Northern Illinois (11/18/15)
Quarterback Hurries	2 v Murray State	2, 2x - last v Murray State (9/19/15)
Sacks	1.0 at Ohio State	1.0, 2x, last at Ohio State

CAREER STATS											
TACKLES	G	UA	A	Total	TFL	Yds	PD	FF	FR	Blkd	QBH
2014	12	14	11	25	4.0	26	1	0	0	0	0
2015	11	9	8	17	3.0	7	1	0	0	1	2
TOTAL	23	23	19	42	7.0	33	2	0	0	1	2

SACKS	G	UA	A	Total	Yds
2014	12	2	0	2.0	18
2015	11	1	0	1.0	4
TOTAL	23	3	0	3.0	22



#55 // NICK MATICH
DEFENSIVE LINEMAN
SOPHOMORE // 6-2 // 282

- Played in six games this season

	2015 Season Highs	Career Highs
Tackles	NA	2 4x, last v Ohio (10/25/14)
Tackles for Loss	NA	0.5 2x, last v Ohio (10/25/14)
Sacks	NA	0.5 v Ohio (10/25/14)
Quarterback Hurries	NA	1 2x, last v Ohio (10/25/14)

CAREER STATS											
TACKLES	G	UA	A	Total	TFL	Yds	PD	FF	FR	Blkd	QBH
2014	13	6	10	16	1.0	3	0	0	0	0	2
2015	6	0	0	0	0.0	0	0	0	0	0	0
TOTAL	19	6	10	16	1.0	3	0	0	0	0	2

SACKS	G	UA	A	Total	Yds
2014	13	0	1	0.5	2
2015	6	0	0	0.0	0
TOTAL	19	0	1	0.5	2



#56 // KASEY CARSON
LINEBACKER
REDSHIRT FRESHMAN // 5-11 // 198

- Played in nine games this season.
- Had season-high four tackles at Eastern Michigan (10/29).
- Recorded three tackles and a tackle for loss vs. Ball State (11/5).

	2015 Season Highs
Tackles	4, at Eastern Michigan
Tackle for loss	1.0 vs. Ball State

CAREER STATS											
TACKLES	G	UA	A	Total	TFL	Yds	PD	FF	FR	Blkd	QBH
2015	9	5	3	8	1.0	1	0	0	0	0	0
TOTAL	9	5	3	8	1.0	1	0	0	0	0	0



#63 // KRISTOF IFKOVITS
OFFENSIVE LINEMAN
REDSHIRT SOPHOMORE // 6-4 // 300

- Played in eight games this season.
- Part of offensive line at Ohio (10/17) that paved the way for 401 rushing yards in the second half.



#64 // JON JACKSON
OFFENSIVE LINEMAN
SENIOR // 6-3 // 307

- Played in seven games this season.
- Part of offensive line at Ohio (10/17) that paved the way for 401 rushing yards in the second half



#65 // JACKSON DAY
OFFENSIVE LINEMAN
JUNIOR // 6-3 // 292

- Played in all 12 games this season, starting 10.
- Became permanent starter at left guard beginning with Murray State (9/19).
- Start against Murray State was his first since 2013.



#67 // CURTIS DOYLE
OFFENSIVE LINEMAN
REDSHIRT FRESHMAN // 6-5 // 308

- Played in three games this season.
- In three games he played (Murray State, Eastern Michigan and Ball State) team averaged 291.3 yards per game on the ground and four rushing TDs per game.



#68 // DAVID CURLE
DEFENSIVE LINEMAN
JUNIOR // 6-2 // 291

- Started all 12 games at defensive tackle this season.
- Made the start against Michigan State, recording three tackles and a TFL (9/4).
- Added a quarterback hurry against Murray State (9/19).
- Recorded a solo sack at Ohio (10/17).
- Had a pass breakup vs. Bowling Green (11/11).
- Recorded career-high four tackles at Toledo.

	2015 Season Highs	Career Highs
Tackles	4, at Toledo	4, at Toledo (11/27/15)
Tackles for Loss	1.0, 2x last at Ohio	1, 2x, last at Ohio (10/17/15)
Sacks	1.0, at Ohio	1.0 at Ohio (10/17/15)
Quarterback Hurries	1 v Murray State	1 v Murray State (9/19/15)


CAREER STATS											
TACKLES	G	UA	A	Total	TFL	Yds	PD	FF	FR	Blkd	QBH
2013	9	2	9	11	0.5	0	0	0	0	0	0
2014	12	2	4	6	0.5	1	0	0	0	0	0
2015	12	6	12	18	2.0	9	1	1	0	0	2
TOTAL	33	10	25	35	3.0	10	1	1	0	0	2

SACKS	G	UA	A	Total	Yds
2013	9	0	0	0.0	0
2014	12	0	1	0.5	1
2015	12	1	0	1.0	8
TOTAL	33	1	1	1.5	9



#70 // WILLIE BEAVERS
OFFENSIVE LINEMAN
SENIOR // 6-5 // 309

- Named 2015 All-MAC First-Team
- Invited to Reese's Senior Bowl, East-West Shrine Game and NFL PA All Star Game
- Started every game this season at left tackle
- Led Western Michigan to 197.2 yards rushing per game, third best total in the MAC.



#71 // JONATHAN TODD
OFFENSIVE LINEMAN
FRESHMAN // 6-7 // 330

- Made college debut against Murray State (9/19)



#72 // TAYLOR MOTON
OFFENSIVE LINEMAN
REDSHIRT JUNIOR // 6-5 // 316

- Named 2015 All-MAC Third Team
- Started every game this season at right guard.
- Led Western Michigan to 197.2 yards rushing per game, third best total in the MAC.



#75 // ZACH NOVOSELSKY
OFFENSIVE LINEMAN
REDSHIRT FRESHMAN // 6-5 // 292

- Played in six games this season, including five of the last six.



#77 // CHUKWUMA OKORAFOR
OFFENSIVE LINEMAN
SOPHOMORE // 6-6 // 308

- Started every game this season at right tackle.
- Led Western Michigan to third best rushing total in the MAC at 197.2 yards per game.



#78 // ELLIOT JORDAN
OFFENSIVE LINEMAN
REDSHIRT FRESHMAN // 6-7 // 279

- Played in three games this season.



#79 // JAMES KRISTOF
OFFENSIVE LINEMAN
SENIOR // 6-3 // 320

- Started first three games of the season before being lost to injury.



#80 // JAKE SPINEK
WIDE RECEIVER
SOPHOMORE // 5-10 // 180

- Played in two games this season
- Recorded first career reception for six yards vs. Murray State.

	2015 Season Highs	Career Highs
Receptions	1 v Murray State	1 v Murray State (9/19/15)
Receiving Yards	6 v Murray State	6 v Murray State (9/19/15)
Longest Reception	6 v Murray State	6 v Murray State (9/19/15)

CAREER STATS								
RECEIVING	G	Rec	Yds	TD	Lg	Rec/G	Avg/C	Avg/G
2015	2	1	6	0	6	0.5	6.0	3.0
TOTAL	2	1	6	0	6	0.5	6.0	3.0



#81 // ALEC MOULTON
WIDE RECEIVER
JUNIOR // 6-1 // 196

- Played in eight games this season.

	2015 Season Highs	Career Highs
Receptions	NA	4 at Eastern Michigan (11/9/13)
Receiving Yards	NA	33 at Eastern Michigan (11/9/13)
Longest Reception	NA	18 at Iowa (9/21/13)

CAREER STATS								
RECEIVING	G	Rec	Yds	TD	Lg	Rec/G	Avg/C	Avg/G
2013	8	7	61	0	18	0.9	8.7	7.6
2014	13	0	0	0	0	0.0	0.0	0.0
2015	8	0	0	0	0	0.0	0.0	0.0
TOTAL	29	7	61	0	18	0.2	8.7	2.1



#83 // MICHAEL HENRY JR.

WIDE RECEIVER

JUNIOR // 5-10 // 186

- Had 17 catches for 241 yards and a touchdown this season.
- Caught two passes for 23 yards against Michigan State (9/4).
- Caught a big third down pass for 15 yards on final drive v Central Michigan (10/10).
- Had four catches for career-high 95 yards including a 64-yard TD catch at Eastern Michigan (10/29), first of his career.
- Recorded at least one 15-yard catch in five games this season.

	2015 Season Highs	Career Highs
Receptions	4 at Eastern Michigan	4 at Eastern Michigan (10/29/15)
Receiving Yards	95 at Eastern Michigan	95 at Eastern Michigan (10/29/15)
Longest Reception	64 at Eastern Michigan	64 at Eastern Michigan (10/29/15)
Tackles	NA	1 v Ohio (10/25/14)

CAREER STATS

RECEIVING	G	Rec	Yds	TD	Lg	Rec/G	Avg/C	Avg/G
2013	4	1	2	0	2	0.2	2.0	0.5
2014	12	6	86	0	30	0.5	14.3	7.2
2015	12	17	241	1	64	1.4	14.2	20.1
TOTAL	28	24	329	1	64	0.9	13.7	11.8



#84 // COREY DAVIS

WIDE RECEIVER

JUNIOR // 6-2 // 205

- Named 2015 First-Team All-MAC
- Active leading receiver in FBS with 3,602 career yards.
- Second leading receiver in FBS with 32 career receiving TDs.
- This season he is fourth in the country and ninth in the MAC with his 1,253 receiving yards.
- Has 6.8 receptions per game in 2015, good for third in the league and 13th nationally
- 11 receiving TDs is third in the league and 11th nationally
- Finished the regular season with six straight 100-yard games and eight for the year.
- Hauled in 10 passes for 154 yards and a touchdown against Michigan State (9/4).
- Added six catches for 139 yards and two touchdowns against Murray State (9/19).
- Had six catches for 42 yards at Ohio State (9/26).
- Brought in seven catches for 113 yards vs. Miami (OH) (10/24).
- Went over 3,000 career receiving yards at Eastern Michigan (10/29), having seven catches for 105 yards at the Eagles.
- Named MAC POTW for having seven catches for a season-high 163 yards and three touchdowns vs. Ball State (11/5).
- Had career-high 13 catches for 159 yards vs. Bowling Green (11/11).
- Caught seven balls for 123 yards including 72-yard catch for touchdown at Northern Illinois (11/18).
- Scored two receiving TDs on six catches for 139 yards at Toledo. First TD was career-high 76 yard catch and run.

	2015 Season Highs	Career Highs
Receptions	13 v Bowling Green	13 v Bowling Green (11/11/15)
Receiving Yards	163 v Ball State	212 v Ohio (10/25/14)
Longest Reception	76 at Toledo	76 at Toledo (11/27/15)
Receiving TDs	3 v Ball State	3 v Ball State (11/5/15)

CAREER STATS

RECEIVING	G	Rec	Yds	TD	Lg	Rec/G	Avg/C	Avg/G
2013	11	67	941	6	75	6.1	14.0	85.5
2014	12	78	1408	15	75	6.5	18.1	117.3
2015	12	82	1253	11	76	6.8	15.3	104.4
TOTAL	35	227	3602	32	76	6.5	15.9	102.9



#85 // DONNIE ERNSBERGER

TIGHT END


SOPHOMORE // 6-2 // 246

- Started every game at tight end this season.
- Caught two passes for 22 yards.
- Recorded a catch at Ohio (10/17).
- Had a reception for 11 yards vs. Miami (10/24).

	2015 Season Highs	Career Highs
Tackles	NA	1 at Idaho (9/13/14)
Receptions	1, 2x, last v Miami	1, 2x, last v Miami (10/24/15)
Receiving Yards	11, 2x, last v Miami	11, 2x, last v Miami

CAREER STATS

RECEIVING	G	Rec	Yds	TD	Lg	Rec/G	Avg/C	Avg/G
2014	12	0	0	0	0	0.0	0.0	0.0
2015	12	2	22	0	11	0.2	11.0	1.8
TOTAL	24	2	22	0	11	0.1	11.0	0.9



#86 // KEISHAWN WATSON

WIDE RECEIVER

FRESHMAN // 6-0 // 185

- Made collegiate debut against Murray State (9/19)



#88 // LUCAS BEZERRA

TIGHT END

SOPHOMORE // 6-4 // 240

- Played in 11 games this season.
- Recorded first career catch vs. Ball State

	2015 Season Highs	Career Highs
Receptions	1, v Ball State	1, v Ball State (11/7/15)
Receiving Yards	0	0

CAREER STATS

RECEIVING	G	Rec	Yds	TD	Lg	Rec/G	Avg/C	Avg/G
2014	13	0	0	0	0	0.0	0.0	0.0
2015	11	1	0	0	0	0.1	0.0	0.0
TOTAL	24	1	0	0	0	0.0	0.0	0.0



#91 // KEN FINLEY

DEFENSIVE LINEMAN

FRESHMAN // 6-3 // 283

- Played in nine games this season.
- Added three tackles in collegiate debut against Georgia Southern (9/12).
- Had two tackles at Ohio (10/17).

	2015 Season Highs
Tackles	3 at Georgia Southern

CAREER STATS

TACKLES	G	UA	A	Total	TFL	Yds	PD	FF	FR	Blkd	QBH
2015	9	1	6	7	0.0	0	0	0	0	0	2
TOTAL	9	1	6	7	0.0	0	0	0	0	0	2



#98 // JARRELL MCKINNEY

DEFENSIVE LINEMAN

SENIOR // 6-4 // 241

- Started all 12 games this season at left end.
- Had two tackles and a TFL against Murray State (9/19).
- Recorded three tackles at Ohio State (9/26/15).
- Had four tackles v Central Michigan (10/10) and at Ohio (10/17).
- Made four tackles, including his first sack of the season vs. Miami (OH) (10/24).
- Recovered first career fumble at Eastern Michigan (10/29).
- Had three tackles vs. Bowling Green (11/11).
- Tallied season-high six tackles at Toledo (11/27).

	2015 Season Highs	Career Highs
Tackles	4, 3x v last vs Miami (OH)	8 at No. 17 Northwestern (9/14/13)
Tackles for Loss	1.0, 2x last v Miami (OH)	2.0 at Miami (11/1/14)
Sacks	1.0 v Miami (OH)	2.0 at Miami (11/1/14)
Pass Break-Ups	NA	1 at Ball State (10/11/14)

CAREER STATS

TACKLES	G	UA	A	Total	TFL	Yds	PD	FF	FR	Blkd	QBH
2012	9	2	1	3	0.0	0	0	0	0	0	0
2013	12	17	27	44	2.5	6	0	0	0	0	0
2014	13	24	19	43	7.0	27	2	0	0	0	3
2015	12	17	16	33	3.0	13	0	1	1	0	2
TOTAL	46	60	63	123	12.5	46	2	1	1	0	5

SACKS	G	UA	A	Total	Yds
2012	9	0	0	0.0	0
2013	12	0	0	0.0	0
2014	13	3	2	4.0	22
2015	12	1	1	1.5	7
TOTAL	46	4	3	5.5	29



WMU FOOTBALL GAME NOTES — POPEYES BAHAMAS BOWL — GAME #13



QUICK FACTS

School	Western Michigan University
Location	Kalamazoo, Mich. 49008
Enrollment	25,086
Nickname	Broncos
Colors	Brown & Gold
Stadium	Waldo Stadium
Capacity	30,200
Surface	FieldTurf (renovated 2013)
Affiliation	NCAA Division I/FBS
Conference	Mid-American (West)
President	Dr. John M. Dunn
	Northern Illinois, 1967
Athletics Director	Kathy Beauregard
	Hope, 1979
Associate Athletic Director	Monty Porter
	Iowa, 1989

Team Information

2014 Overall Record	8-5
2014 MAC Record/Finish	6-2 MAC West, 3rd
Offensive Formation	Multiple
Defensive Formation	4-3
Letterwinners Returning	33
Letterwinners Lost	13
Starters Returning	22 (9 o, 8 d, 5 s)
Starters Lost	5 (2 o, 3 d, 0 s)

FOOTBALL STAFF

Head Coach	
P.J. Fleck (Third season)	@Coach_Fleck
Northern Illinois, 2004	
Career Record (Third season)	15-21
Western Michigan (Third season)	15-21
MAC record (Third season)	12-11

Offensive Coordinator/Quarterbacks

Kirk Ciarrocca (Third season)	@KirkCiarrocca
Temple, 1990	

Defensive Coordinator/Secondary

Ed Pinkham (Third season)	@CoachPinkhamWMU
Allegheny College, 1975	

Special Teams Coordinator

Rob Wenger (Third season)	@coachwengerWMU
Colgate, 2008	

Offensive Line

Brian Callahan (Third season)	@Callybrian
Eastern Illinois, 1992	

Running Backs

Mike Hart (Second season)	@MHart2032
Michigan, 2008	

Offensive Tackles/Tight Ends

Bill Kenney (Third season)	@CoachKenneyWMU
Norwich, 1981	

Linebackers

Tim McGarigle (Fourth season)	@Coach_McGarigle
Northwestern, 2006	

Defensive Line

Vinson Reynolds (Third season)	@CoachVinsonWMU
Northern Illinois, 2004	

Wide Receivers

Matt Simon (Second season)	@CoachMGSimon
Northern Illinois, 2008	

Defensive Graduate Assistants

D.J. Pirkle (Second season)	
Northern Illinois, 2011	
Daniel Collins (First season)	
Western Michigan, 2015	

Offensive Graduate Assistants

Greg Harbaugh Jr. (First season)	
Averett, 2009	
Nick Hennessey (Second season)	
Colgate, 2010	

BRONCO ADMINISTRATION/SUPPORT

Supervising A.D., Football	Dennis Corbin
Director of Football Operations	Jessica Larmony
Director of Football Player Personnel	Andy Howell
Strength & Conditioning Coach	Dan Nichol
Football Athletic Trainer	Arno Rheinberger
Equipment Manager	Taylor Jorgensen
Video Coordinator	Matt Childers

FOOTBALL HISTORY

First varsity season	1906
All-time record/seasons	536-436-24/110th
All-time MAC record/seasons	228-238-9/69th
All-time Waldo Stadium record/seasons	236-152-4/77th
MAC Championships	1966, 1988
MAC West Division Titles	1999, 2000
Bowl Appearances	

Aviation Bowl, 1961 (New Mexico 28, WMU 12)	
California Bowl, 1988 (Fresno State 35, WMU 30)	
International Bowl, 2007 (Cincinnati 27, WMU 24)	
Texas Bowl, 2008 (Rice 38, WMU 14)	
Little Caesars Pizza Bowl, 2011 (Purdue 37, WMU 32)	
Famous Idaho Potato Bowl, 2014 (Air Force 38, WMU 24)	
All-Americans	16
Academic All-Americans	11
NFL Alumni	35

WMU ATHLETIC MEDIA RELATIONS

Rob Beuerlein	Assoc. Director // Football Contact
	269-387-4138
	robert.beuerlein@wmich.edu

WMU FOOTBALL SOCIAL MEDIA

@WMU_Football
@WMU_Football
/WMUFootball
/CoachFleck
/WMUATHletics

2015 FIRST TEAM ALL-MAC

2015 All-MAC First Team Offense

Quarterback – Matt Johnson, Bowling Green
Offensive Linemen – Storm Norton, Toledo
Offensive Linemen – Andrew Ness, Northern Illinois &
Offensive Lineman – Willie Beavers, Western Michigan +
Offensive Linemen – Nick Beamish, Central Michigan &
Offensive Linemen – Aidan Conlon, Northern Illinois
Tight End – Matt Weiser, Buffalo
Wide Receiver – Roger Lewis, Bowling Green &
Wide Receiver – Corey Davis, Western Michigan &@
Wide Receiver – Tajae Sharpe, UMass &
Wide Receiver – Daniel Braverman, Western Michigan %
Running Back – Joel Bouagnon, Northern Illinois
Running Back – Travis Greene, Bowling Green @
Placekicker – Christian Hagan, Northern Illinois

2015 All-MAC First Team Defense

Outside Linebacker – Jatavis Brown, Akron &^
Outside Linebacker – Sean Wiggins, Ball State
Inside Linebacker – Boomer Mays, Northern Illinois +
Inside Linebacker – Austin Valdez, Bowling Green
Down Lineman – Orion Jones, Toledo +
Down Lineman – Perez Ford, Northern Illinois +
Down Lineman – Joshua Posley, Ball State
Down Lineman – Terence Waugh, Kent State
Defensive Back – Shawun Lurry, Northern Illinois
Defensive Back – Nate Holley, Kent State &
Defensive Back – Cheatham Norrills, Toledo
Defensive Back – Demetrius Monday, Kent State
Punter – Joe Davidson, Bowling Green

2015 All-MAC First Team Specialists

Kickoff Return Specialist – Aregeros Turner, Northern Illinois
Punt Return Specialist – Corey Jones, Toledo

2015 SECOND TEAM ALL-MAC

2015 All-MAC Second Team Offense

Quarterback – Cooper Rush, Central Michigan
Offensive Lineman – Alex Huettel, Bowling Green +@
Offensive Lineman – Jacob Richard, Ball State %#
Offensive Lineman – Levon Myers, Northern Illinois
Offensive Lineman – Jacob Bennett, Bowling Green
Offensive Lineman – John Kling, Buffalo
Tight End – Ben McCord, Central Michigan
Wide Receiver – Jordan Williams, Ball State +#
Wide Receiver – Kenny Golladay, Northern Illinois
Wide Receiver – Gehrig Dieter, Bowling Green
Wide Receiver – Alonzo Russell, Toledo %#!
Running Back – Kareem Hunt, Toledo &
Running Back – Terry Swanson, Toledo
Placekicker – Brian Eavey, Central Michigan

2015 All-MAC Second Team Defense

Position – Name - School
Outside Linebacker – Trent Greene, Bowling Green
Outside Linebacker – Brandon Berry, Buffalo
Inside Linebacker – Great Ibe, Eastern Michigan +
Inside Linebacker – Jovan Santos-Knox, UMass &
Down Lineman – Allen Covington, Toledo
Down Lineman – Blake Serpa, Central Michigan
Down Lineman – Bryson Albright, Miami
Down Lineman – Cody Grice, Akron &
Defensive Back – Darius Phillips, Western Michigan
Defensive Back – Kavon Frazier, Central Michigan
Defensive Back – Ian Wells, Ohio
Defensive Back – Ronald Zamort, Western Michigan %
Punter – Anthony Melchiori, Kent State &@



BOWL MATCH-UP

The Western Michigan football team will play in its second straight bowl for the first time in program history against Middle Tennessee State on Thursday, Dec. 24 at noon on ESPN in the Popeyes Bahamas Bowl.

> This is the first meeting between the two schools.

> Middle Tennessee comes into the game 7-5 and features the second best receiving duo in the country in Richie James and Ed'Marques Batties who have combined for 177 catches this season.

BALL HOGS

Western Michigan has been among the best in the country at holding onto the ball this year, ranking third in the country in time of possession.

>The Broncos have won the time of possession battle each game this year and average 34:32 minutes of possession this season, trailing only Stanford.

Name, School	Time of Possession Avg.
Stanford	35:23
Western Michigan	34:32

BEST THING GOING

Junior receiver Corey Davis has made himself known as one of the best receivers in the country with 3,602 career yards and 32 TDs. Below is where he ranks among active FBS players in both categories

Name, School	Career Rec. Yards
Corey Davis, Western Michigan	3,602
Rashard Higgins, Colorado State	3,520
Tajae Sharp, UMass	3,486

Name, School	Career Rec. TD
Corey Coleman, Baylor	33
Corey Davis, Western Michigan	32
Rashard Higgins, Colorado State	31

TOP O' THE CHARTS

Davis inched closer to the top of the Western Michigan receiving TD mark with his 72-yard touchdown catch vs. Northern Illinois. Below is where he ranks in WMU history

Name, Years	TD
Greg Jennings, 2002-05	39
Jordan White, 2007, 2009-11	32
Corey Davis, 2013-present	32

He is also moving up the leaderboard in yards.

Name, Years	Rec. Yards
Jordan White, 2007, 2009-11	4,187
Corey Davis, 2013-present	3,602
Steve Neal, 1997-00	3,599

> With 227 career receptions, Davis is one of five players in program history to accomplish the feat.

DANGEROUS DUO

The receiver tandem of Braverman and Corey Davis has been the best in the country this season. The two combined for 10 catches and 221 yards vs. Toledo and have combined for 185 catches total this season. Below is a look at where they rank nationally this season.

Name, School	Receptions
Braverman/Davis, W. Michigan	185
James/Batties, Middle Tenn.	177
Marks/Williams, Washington State	172
Lewis/Deiter, Bowling Green	171

ANOTHER RECORD

Daniel Braverman has 12 receiving TDs this season, putting him third place all-time in a single season at Western Michigan. Below is where he stands on the WMU leaderboard.

Name, Season	TD Catches
Jordan White, 2011	17
Greg Jennings, 2005	14
Greg Jennings, 2003	14
Daniel Braverman, 2015	12

ELITE RECEIVER

Braverman has been one of the best receivers in the country this season. For the season he has 103, second most in the country. Below is a look at his competition.

Name, School	Receptions
Tajae Sharpe, UMass	111
Daniel Braverman, Western Michigan	103
Richie James, Middle Tennessee	100
Gabe Marks, Washington State	99
Isaiah Jones, East Carolina	98

>His 103 receptions are good for third place all-time in a single season at Western Michigan.

Name, Year	Receptions
Jordan White, 2011	140
Jamarko Simmons, 2008	104
Daniel Braverman, 2015	103

BIG FOOT

Senior kicker Andrew Haldeman has been money for the Broncos the last five weeks going 11-of-11 on field goals including four over 40 yards and a season-high of 48 yards against Bowling Green.

>His 40-yard field goals are a career-high.

>For his career he has 56 made field goals, the most in Western Michigan history and 328 points for his career, second most by a Bronco kicker in history. Below is where he ranks at WMU in both.

2015 All-MAC Second Team Specialists

KO Return Specialist – Darius Phillips, Western Michigan %
Punt Return Specialist – Trey Dudley-Giles, UMass

2015 THIRD TEAM ALL-MAC

2015 All-MAC Third Team Offense
Quarterback – Zach Terrell, Western Michigan +
Offensive Lineman – Taylor Moton, Western Michigan
 Offensive Lineman – Ramadan Ahmeti, Central Michigan
 Offensive Lineman – Mike McQueen, Ohio
 Offensive Lineman – Lucas Powell, Ohio %
 Offensive Lineman – Isaiah Williams, Akron
 Tight End – Rodney Mills, UMass
 Wide Receiver – Jesse Kroll, Central Michigan
 Wide Receiver – Ronnie Moore, Bowling Green
 Wide Receiver – Sebastian Smith, Ohio
 Wide Receiver – KeVonn Mabon, Ball State %
Running Back – Jamauri Bogan, Western Michigan
 Running Back – Darius Jackson, Eastern Michigan
Placekicker – Andrew Haldeman, Western Michigan

2015 All-MAC Third Team Defense

Outside Linebacker – Okezie Alozie, Buffalo
 Outside Linebacker – Trey Seals, UMass
 Inside Linebacker – Matt Dellinger, Kent State
 Inside Linebacker – Quentin Poling, Ohio
 Down Lineman – Jamal Marcus, Akron
 Down Lineman – Rodney Coe, Akron
 Down Lineman – JT Jones, Miami
 Down Lineman – Trent Voss, Toledo
Defensive Back – Asantay Brown, Western Michigan
 Defensive Back – Marlon Moore, Northern Illinois
 Defensive Back – Boise Ross, Buffalo
 Defensive Back – DeJuan Rogers, Toledo
 Punter – Logan Laurent, UMass

2015 All-MAC Third Team Specialists

Kickoff Return Specialist – KeVonn Mabon, Ball State
Punt Return Specialist – Ryan Burbrink, Bowling Green &@

& 2014 First-Team All-MAC

+ 2014 Second-Team All-MAC

% 2014 Third-Team All-MAC

^ 2013 First-Team All-MAC

@ 2013 Second-Team All-MAC

2013 Third-Team All-MAC

! 2012 Third-Team All-MAC

Name, Years	Made FG
Andrew Haldeman 2012-pres.	56
Mike Prindle 1981-84	54
Brad Selent, 1997-00	50

Name, Years	Points
John Potter, 2008-11	333
Andrew Haldeman 2012-pres.	328
Brad Selent, 1997-00	307

>He also is moving up the MAC leaderboard in terms of most points by a kicker.

Name, Years	Points Kicking
1. Matt Weller (Ohio), 2009-12	409
2. Steve Azar (NIU), 2000-03	370
3. Shaun Suisham (BGSU), 2001-04	361
4. Mathew Sims (NIU), 2010-13	358
5. Jeremiah Detmer (Toledo), 2011-14	340
6. John Potter (WMU), 2008-11	333
7. Chris Nendick (NIU), 2004-07	332
8. Andrew Haldeman (WMU) 2012-pres.	328

>Haldeman's 56 career made field goals are 11th most in conference history.

RUNNING AT WILL

Western Michigan has the top two rushing marks in the MAC this season after rushing for 358 yards vs. Ball State.

> Since MAC play started MAC Freshman of the Year Jamauri Bogan has run for 12 touchdowns.

He also has the longest run of the year for the Broncos with a 76-yard spring for a TD vs. Ball State.

> Previously the Broncos set an FBS-season high with 401 yards rushing in the second half at Ohio on Oct. 17, finishing the game with 430 total rushing yards, 11th most in the country this year.

>Levante Bellamy (149) and Bogan (135) each ran over 100 yards at Ohio to give the Broncos their first duo over 100 yards in the same game since 2013 in a game against Nicholls.

> For his efforts vs. the Bobcats, which included a 67-yard touchdown to open the third quarter, Bogan was named the MAC West Division Offensive Player of the Week.

RUN, RUN, RUN

Sophomore running back Jarvion Franklin set the MAC on fire last year with 24 rushing TDs and over 1,550 yards. He had a 15-yard TD run vs. Ball State giving him 29 for his career. Below is where Franklin ranks for TD runs at Western Michigan

Name, Years	TD Runs
Jerome Persell, 1976-78	39
Robert Sanford, 1997-00	30
Jarvion Franklin, 2014-pres.	29

TOP ARM

Junior quarterback Zach Terrell continued his

2015 TEAMRANKINGS

WESTERNMICHIGAN

	NCAA	MAC
Rushing Offense	34 (197.2)	3
Passing Offense	26 (283.8)	3
Total Offense	21 (480.9)	2
Scoring Offense	27 (35.3)	3
Rushing Defense	86 (186.6)	10
Pass Efficiency Defense	75 (130.92)	9
Total Defense	80 (411.3)	9
Scoring Defense	78 (28.1)	9
Net Punting	20 (39.90)	1
Punt Returns	54 (9.33)	3
Kick Off Returns	51 (21.67)	3
Turnover Margin	65 (0.00)	8
Pass Defense	68 (224.8)	5
Passing Efficiency	10 (163.51)	2
Sacks	118 (1.2)	12
Tackles for Loss	86 (5.5)	8
Sacks Allowed	82 (2.4)	11
Time of Possession	2 (34:32)	1

2015 INDIVIDUAL RANKINGS

WESTERNMICHIGAN

	PLAYER	NCAA	MAC
All-Purpose Yards	Braverman	54 (117.25)	2
	Davis	84 (105.33)	9
Completion Pct.	Terrell	15 (66.8)	3
Completions	Terrell	33 (20.33)	6
Interceptions	Phillips	22 (0.4)	5
Kickoff Returns	Phillips	47 (23.4)	5
Kickoff Return TDs	Phillips	10 (1)	1
Passes Defended	Phillips	5 (1.7)	2
	Zamort	18 (1.4)	6
Passing Efficiency	Terrell	10 (161.2)	2
Passing TDs	Terrell	15 (27)	2
Passing Yds per game	Terrell	27 (269.1)	3
Receptions per game	Braverman	2 (8.6)	2
	Davis	14 (6.8)	4
Receiving yards	Braverman	9 (1,270)	3
	Davis	10 (1,253)	4
Receiving TDs	Braverman	8 (12)	2
	Davis	10 (11)	3
Rushing TDs	Bogan	31 (12)	4
Rush. Yds. Per Game	Bogan	89 (69.7)	8
Total Offense	Terrell	30 (277.7)	3

2015 Game Week Itinerary - Bahamas Bowl

SUNDAY 12/20	MONDAY 12/21	TUESDAY 12/22	WEDNESDAY 12/23	THURSDAY 12/24	FRIDAY 12/25	SATURDAY 12/26
Arrive in Bahamas	Practice 10 a.m. Player availability after practice	Practice 10 a.m. Player availability after practice	Practice 10 a.m. Bahamas Bowl PC Thomas A. Robinson Stadium after practice	Game vs. MTSU	Merry XMas	

2015 Bronco Radio Network

Robin Hook- Play-by-Play: 32nd Season

John Creek - Analyst: Fourth Season

Pre-Game Show: Aired 1 Hour prior to kick off each week

Weekly Radio Show: 6-7 p.m. every Wednesday - 1660 AM The FAN



climb up the charts as one of the best players in the MAC and one of the all-time greats at Western Michigan. He has 27 this season, good for second in the MAC and 15th in the country. He now has 61 for his career, good for fourth in program history.

Name, Years	TD Passes
Tim Hiller, 2005, 2007-09	99
Tim Lester, 1996-99	87
Alex Carder, 2009-12	74
Zach Terrell, 2013-pres.	61

Terrell has also accumulated some of the best yardage totals in program history, as he has already moved into fifth all-time at Western Michigan, becoming one of just five players in program history to eclipse the 8,000 yard mark.

Name, Years	Passing Yards
Tim Hiller, 2005, 2007-09	11,329
Tim Lester, 1996-99	11,299
Alex Carder, 2009-12	8,886
Brad Tayles, 1989-92	8,717
Zach Terrell, 2013-pres.	8,274

> Another sign of his growth, has been the ability to take on more of the offense on himself. Terrell has improved his passing yards per game each season and is currently 30th in the country at 277.7 yards in 2015.

ALL AROUND PLAYER

Darius Phillips earned All-MAC Second-Team honors as both a cornerback and kick returner.

> As a corner, he picked off his fifth pass of the season at Northern Illinois to rank in the top-25 in the country in interceptions per game.

> He has made a quick transition to the defensive side of the ball after starting his career on offense, and continues to prove himself to be one of the elite defenders on the Bronco unit. He has recorded 20 passes defended, the fifth most in the country with an average of 1.7 per game.

> He is a two-time MAC West Division Special Teams Player of the Week this season after returning two kickoffs for a combined 101 yards against Central Michigan, including a 67-yarder to set up a touchdown and a 100-yard kickoff return for a TD vs. Michigan State.

> It was the second career kickoff return touchdown for Phillips and one of only four in WMU history to go (officially) for 100 yards.

> He has three of the four Bronco interceptions on the season, 20th most in the country, with two coming at Ohio State. He took his first interception back 10 yards for a TD, to become the first player since 1967 with an interception return, kickoff return and reception all for touchdowns in his Bronco career.

DOING IT ALL

Asantay Brown had a coming out party against Central Michigan on Oct. 4. In the first half he recorded a forced fumble, fumble recovery and an interception which he returned 38 yards. He is the first Broncos player this season to record a forced fumble, fumble recovery and interception in the same game.

> He led the Broncos with a career-high 14 tackles against Bowling Green.

> Brown recorded his second interception of the season at Eastern Michigan and returned it 25 yards to set up the Broncos' first touchdown of the night.

> Brown is Western Michigan's top tackler with 100 tackles this season.

WMU FOOTBALL'S RECORD WHEN

	2015	Fleck Era
Ahead After the First Quarter	5-0	8-3
Trailing After the First Quarter	1-5	4-15
Tied After the First Quarter	1-0	4-3
Ahead After the Second Quarter	7-0	13-3
Trailing After the Second Quarter	0-5	3-18
Tied After Second Quarter	0-0	0-0
Ahead After the Third Quarter	7-1	14-5
Trailing After Third Quarter	0-4	1-16
Tied After Third Quarter	0-0	1-0
Overtime	0-0	0-1
Winning the Coin Flip	4-2	9-11
Losing the Coin Flip	3-3	7-10
Leading in Rushing	6-0	15-3
Trailing in Rushing	1-6	1-19
Tied in Rushing	0-0	0-0
Leading in Passing	4-4	10-16
Trailing in Passing	3-1	6-5
Tied in Passing	0-0	0-0
Leading in Total Yards	5-1	14-7
Trailing in Total Yards	2-4	2-14
More First Downs	4-2	10-8
Fewer First Downs	1-3	4-13
Tied in First Downs	2-0	2-0
Rushing for 100 yards or more	7-3	16-10
Rushing for 99 yards or less	0-2	0-11
Throwing for 250 yards or more	6-3	10-9
Throwing for 249 yards or less	1-2	6-12
Winning the Turnover Battle	3-1	8-6
Losing the Turnover Battle	1-4	4-12
Tied in Turnovers	3-0	4-3
Holding Opponent Under 100 Yards Rushing	4-0	10-0
Holding Opponent Under 250 Yards Passing	2-2	7-17
Intercepting a Pass	3-3	9-11
Not Throwing an Interception	7-0	12-4
Leading in Team Sacks	2-0	7-2
Trailing in Team Sacks	1-5	4-18
Tied in Team Sacks	4-0	5-1
WMU has 100-Yard Rusher	4-1	10-5
Opponent has 100-Yard Rusher	1-4	1-15
WMU has 300-Yard Passer	1-2	3-4
Opponent has 300-Yard Passer	2-0	4-1
Committing Less Penalties	2-2	7-8
Committing More Penalties	4-3	7-11
Committing the Same Amount of Penalties	1-0	2-2
Playing a Day Game	4-1	12-11
Playing a Night Game	3-4	4-10
Scoring 10 or less points	0-0	0-2
Scoring 11-24 points	0-4	0-16
Scoring More than 25 points	7-1	16-3
Scoring First	6-2	10-7
Against Ranked Opponents	1-2	1-4
Indoors	0-0	1-0

GAME-BY-GAME STARTERS — OFFENSE

	WR(X)	WR(Z)	LT	LG	C	RG	RT	TE(Y)	QB	RB	FB	SUPER BACK	WR
Michigan State	Davis	Roberts	Beavers	Kristof	Keenoy	Moton	Okorafor	Emsberger	Terrell	Franklin		Braverman	
Georgia South.	Davis	Roberts	Beavers	Kristof	Keenoy	Moton	Okorafor	Emsberger	Terrell	Franklin		Braverman	
Murray State	Davis	Roberts	Beavers	Kristof	Day	Moton	Okorafor	Emsberger	Terrell	Franklin		Braverman	
Ohio State	Davis	Roberts	Beavers	Day	Keenoy	Moton	Okorafor	Emsberger	Terrell	Bogan		Braverman	
Central Michigan	Davis	Roberts	Beavers	Day	Keenoy	Moton	Okorafor	Emsberger	Terrell	Franklin		Braverman	
Ohio	Davis	Roberts	Beavers	Day	Keenoy	Moton	Okorafor	Emsberger	Terrell	Franklin		Braverman	
Miami (OH)	Davis	Roberts	Beavers	Day	Keenoy	Moton	Okorafor	Emsberger	Terrell	Franklin		Braverman	
Eastern Michigan	Davis	Roberts	Beavers	Day	Keenoy	Moton	Okorafor	Emsberger	Terrell	Franklin		Braverman	
Ball State	Davis	Roberts	Beavers	Day	Keenoy	Moton	Okorafor	Emsberger	Terrell	Franklin		Braverman	
Bowling Green	Davis	Roberts	Beavers	Day	Keenoy	Moton	Okorafor	Emsberger	Terrell	Bogan		Braverman	
Northern Illinois	Davis	Roberts	Beavers	Day	Keenoy	Moton	Okorafor	Emsberger	Terrell	Bogan		Braverman	
Toledo	Davis	Roberts	Beavers	Day	Keenoy	Moton	Okorafor	Emsberger	Terrell	Franklin		Braverman	

GAME-BY-GAME STARTERS — DEFENSE

	DE	NG	DT	RDE	WLB	MLB	SLB/CB	FCB	FS	SS/CB	BCB
Michigan State	McKinney	Smith	Curle	Turner	Spillane	DePalma	Lewis	Zamort	Brown	Atkins	Phillips
Georgia South.	McKinney	Smith	Curle	Braster	Spillane	Sylva	Lewis	Zamort	Brown	Atkins	Phillips
Murray State	McKinney	Curle	Smith	Braster	Bailey	Spillane	Lewis	Zamort	Brown	Atkins	Phillips
Ohio State	McKinney	Curle	Smith	Turner	Spillane	DePalma	Lewis	Zamort	Brown	Atkins	Phillips
Central Michigan	McKinney	Curle	Smith	Braster	Bailey	DePalma	Lewis	Zamort	Brown	Thomas	Phillips
Ohio	McKinney	Curle	Smith	Turner	Bailey	DePalma	Lewis	Zamort	Brown	Atkins	Phillips
Miami (OH)	McKinney	Curle	Smith	Adams	Bailey	Spillane	Lewis	Zamort	Brown	Atkins	Phillips
Eastern Michigan	McKinney	Curle	Smith	Adams	Bailey	Spillane	Lewis	Zamort	Brown	Atkins	Phillips
Bowling Green	McKinney	Curle	Smith	Adams	Bailey	Sylva	Beal	Zamort	Brown	Atkins	Phillips
Northern Illinois	McKinney	Curle	Smith	Adams	Bailey	DePalma	Lewis	Zamort	Brown	Atkins	Phillips

2015 WMU FOOTBALL PRONUNCIATION GUIDE

Players

Keion Adams — KEE•ahn
 Eric Assoua - AS•oo•wa
 Rontavious Atkins — ron•TAYV•ius
 Antonio Balabani — BALL•uh•bah•nee
 LeVante Bellamy - luh•VON•tay BELL•uh•mee
 Lucas Bezerra — buh•ZAY•ha
 Jamauri Bogan — juh•MAAR•ee
 Nathan Braster — BRAY•stur
 Asantay Brown — uh•SAHN•tay
 Lucas Cherocci — cher•AH•chee
 Leo Ekwoge — ek•WOAJ•ee
 Jarvion Franklin — JAR•vee•on
 Davontae Ginwright - JIN•rite
 Obbie Jackson — OH•bee
 JaKevin Jackson — juh•KEE•vin
 James Kristof – KRIS•toff
 Nick Matich — MATT•ich

Jarrell McKinney — juh•RELL
 Taylor Moton — MOAT•ton
 Jeremiah Mullinax — MULL•uh•nax
 Zach Novoselsky — no•vo•SELL•skee
 Chukwuma Okorafor — chuck•WOO•muh oh•KOR•uh•for
 Wyatt Pfeifer — PIE•fer
 J. Schroeder — SHROH•dr
 Javonte Seabury — ju•VAHN•tay SEE•burr•ee
 Robert Spillane — spil•AIN
 Zach Terrell — TAIR•ul
 Ronald Zamort — zuh•MORT

Coaches

Kirk Ciarrocca — shur•AH•kuh
 Tim McGarigle — mc•GARG•ul

Game	Score	First Downs	Rushing No-Yds-TD	Passing C-A-I-Yds-TD	Tot. Off. Play-Yds	Fumbles-Lost	Penalties-Yds	Third Downs	Possession Time
Michigan St.	37	26	40-196-3	15-31-0-256-2	71-452	1-1	3-25	10 of 15	28:19
WMU	24	22	23-18-0	33-50-2-365-2	73-383	0-0	8-77	8 of 18	31:41
WMU	17	19	26-25-0	24-36-3-227-2	62-252	1-1	6-37	5 of 12	30:39
Georgia South.	43	14	52-413-5	14-0-7-0	56-420	0-0	4-35	5 of 12	29:21
Murray State	20	17	21-63-2	25-41-1-304-1	62-367	1-0	5-53	6 of 13	25:54
WMU	52	33	42-237-2	28-33-0-391-4	75-628	2-2	6-69	7 of 10	34:06
Ohio State	38	25	34-223-2	20-36-2-288-2	70-511	2-0	12-86	8 of 13	22:46
WMU	12	20	41-169-0	18-33-1-169-2	74-338	1-0	8-74	7 of 17	37:14
Central Michigan	39	24	31-161-1	23-32-1-321-4	63-482	2-1	8-75	4 of 11	29:29
WMU	41	24	41-215-1	15-22-0-262-4	63-477	1-1	5-46	5 of 10	30:31
Ohio	14	20	30-99-1	22-40-0-255-1	70-354	1-0	3-28	3 of 13	27:15
WMU	49	23	44-430-4	14-20-0-137-3	64-567	1-0	6-45	7 of 11	32:45
Miami (OH)	13	12	27-58-1	14-27-0-218-0	54-276	3-2	8-64	4 of 14	23:09
WMU	35	25	47-143-2	25-32-0-278-3	79-421	0-0	5-38	7 of 13	36:51
Eastern Michigan	28	26	39-226-1	18-30-2-263-3	69-489	3-2	3-20	4 of 11	28:38
WMU	58	26	36-279-6	18-24-0-316-1	60-595	1-0	3-27	3 of 8	31:29
Ball State	7	7	25-74-0	12-27-1-78-1	52-152	1-0	4-45	2 of 13	19:58
WMU	54	31	56-358-4	20-27-0-353-3	83-711	1-0	6-62	8 of 15	40:02
Bowling Green	41	28	41-236-3	23-41-1-269-3	82-505	0-0	6-38	7 of 15	24:23
WMU	27	27	45-205-3	24-40-1-282-0	85-487	2-1	5-45	4 of 13	35:37
Northern Illinois	27	19	43-289-2	11-23-1-158-2	66-447	0-0	5-39	8 of 15	20:25
WMU	19	24	44-139-0	22-39-1-353-2	83-492	1-1	8-81	12 of 21	39:35
Toledo	30	22	39-201-2	16-33-0-280-2	72-481	1-1	5-35	5 of 14	25:58
WMU	35	16	40-148-2	13-21-0-272-2	61-420	2-1	6-65	3 of 12	34:02

RUSHING							PASSING		
Franklin	Bogan	Bellamy	Terrell	Flacco	Johnson		Terrell	Flacco	
Michigan State	8-23-0	3-21-0	3-9-0	9-35-0			Michigan State	33-50-2-365-2	
Georgia Southern	17-58-0	3-14-0	1-0-0	4-12-0			Georgia Southern	24-36-3-227-2	
Murray State	27-163-1	4-18-0	5-32-0	3-7-0	3-33-1		Murray State	25-30-0-355-4	3-3-0-36-0
Ohio State	12-68-0	23-93-0	2-11-0	4-3-0			Ohio State	18-33-1-169-2	
Central Michigan	22-131-1	12-49-0		5-43-0			Central Michigan	15-22-0-262-4	
Ohio	13-95-1	9-135-1	9-149-1	8-24-1	2-28-0	1-2-0	Ohio	14-20-0-137-3	
Miami (OH)	15-41-0	19-84-2	4-15-0	8-5-0			Miami (OH)	25-32-0-278-3	
Eastern Michigan	12-47-1	8-61-4	7-42-0	6-72-1	3-57-0		Eastern Michigan	17-23-0-252-0	1-1-0-64-1
Ball State	9-40-1	18-171-2	9-69-1	5-9-0	5-43-0	7-21-0	Ball State	16-22-0-324-3	4-5-0-29-0
Bowling Green	2-3-0	22-118-2	11-69-0	9-4-1		1-11-0	Bowling Green	24-40-1-282-0	
Northern Illinois	2-5-0	15-70-0	8-24-0	10-27-0	8-35-0		Northern Illinois	21-37-1-331-2	0-1-0-0-0
Toledo	7-31-0	7-7-1	13-49-0	3-4-0	5-60-1		Toledo	12-20-0-247-2	1-1-0-25-0

RECEIVING													
Braverman	Davis	Franklin	Henry	Bogan	Mullinax	Bellamy	Thompson	F. Johnson	Roberts	Spineke	Ernsberger		
Michigan State	13-109-0	10-154-1	2-24-0	2-23-0	2-9-0	1-29-0	1-7-0	1-7-0	1-3-0	-	-	-	-
Georgia Southern	13-122-1	2-16-0	4-43-0	1-3-0	-	-	0-1-0	3-32-1	-	1-10-0	-	-	-
Murray State	14-167-2	6-139-2	3-28-0	3-26-0	-	-	-	1-25-0	-	-	1-6-0	-	-
Ohio State	10-123-1	6-42-0	-	-	-	1-1-1	-	-	1-3-0	-	-	-	-
Central Michigan	6-137-3	7-52-1	-	1-15-0	-	-	1-58-0	-	-	-	-	-	-
Ohio	6-56-2	4-48-1	2-10-0	1-12-0	-	-	-	-	-	-	-	1-11-0	-
Miami (OH)	13-135-2	7-113-0	1-6-0	-	-	-	1-1-0	1-6-1	-	1-6-0	-	1-11-0	-
Eastern Michigan	5-78-0	7-105-0	1-27-0	4-95-1	-	-	-	1-8-0	-	-	-	-	-
Ball State	5-72-0	7-163-3	1-27-0	3-34-0	-	-	1-15-0	-	2-42-0	-	-	-	-
Bowling Green	5-63-0	13-159-0	-	2-33-0	1-6-0	-	1-4-0	-	2-17-0	-	-	-	-
Northern Illinois	9-126-1	7-123-1	1-8-0	-	-	-	-	-	4-74-0	-	-	-	-
Toledo	4-82-0	6-139-2	1-4-0	-	-	-	-	-	2-47-0	-	-	-	-



WMU FOOTBALL GAME NOTES — POPEYES BAHAMAS BOWL — GAME #13

2015 SCORING PLAYS

2015 SCORING NOTES

Opp	Play	Qtr	Time	Plays-Yds	Drive Time	Most Points in a Half	35	at Ohio (2nd)
Mich. State	Darius Phillips 100-yard kickoff return (Haldeman PAT)	1	8:56	—	—	Fewest Points in a Half	6	at Ohio State (1st/2nd)
Mich. State	Andrew Haldeman 22-yard field goal	2	2:46	12-88	5:14	Fewest Plays in a Drive	1	v Central Michigan
Mich. State	Corey Davis 17-yard reception from Zach Terrell (Haldeman PAT)	3	1:37	15-75	7:48	Fewest Time in a Drive	0:16	v Central Michigan
Mich. State	Jeremiah Mullinax 29-yard reception from Zach Terrell (Haldeman PAT)	4	11:08	8-80	3:31	Most Plays in a Drive	15	2x, last v Central Michigan
at Georgia So.	Andrew Haldeman 34-yard field goal	1	7:40	13-74	7:20	Quickest Time Between Scores	2:02	at Ohio
at Georgia So.	Daniel Braverman 7-yard pass from Zach Terrell (PAT failed)	2	0:28	9-75	3:38	Most Points in First Quarter	10	v Murray State
at Georgia So.	Carrington Thompson 13-yard pass from Zach Terrell (Mullinax 2PT)	4	10:51	8-55	3:58	Most Points in Second Quarter	23	v Ball State
Murray State	Andrew Haldeman 30-yard field goal	1	6:50	11-60	6:13	Most Points in Third Quarter	21	2x, last at Eastern Michigan
Murray State	Corey Davis 56-yard pass from Zach Terrell (Haldeman PAT)	1	0:00	3-63	1:05	Most Points in Fourth Quarter	14	2x, last at Eastern Michigan
Murray State	Corey Davis 14-yard pass from Zach Terrell (Haldeman PAT)	2	4:12	14-75	6:38	Most Points in Overtime	-	n/a
Murray State	Daniel Braverman 17-yard pass from Zach Terrell (Haldeman PAT)	2	0:05	9-85	2:52	Least Points in First Quarter	0	Twice, last at Ohio
Murray State	Jarvion Franklin 11-yard run (Haldeman PAT)	3	12:07	7-79	2:53	Least Points in Second Quarter	3	v Michigan State
Murray State	Daniel Braverman 20-yard pass from Zach Terrell (Haldeman PAT)	3	4:22	10-78	5:07	Least Points in Third Quarter	0	at Georgia Southern
Murray State	Darius Phillips 10-yard interception return (Haldeman PAT)	4	12:58	—	—	Least Points in Fourth Quarter	0	3x, last at Northern Illinois
Murray State	Tom Flacco 9-yard run (Haldeman PAT)	4	8:05	3-25	1:16	Least Points in Overtime	-	n/a
Ohio State	Daniel Braverman 55-yard pass from Zach Terrell (Haldeman kick failed)	2	8:19	4-75	2:16			
Ohio State	Jeremiah Mullinax 1-yard pass from Zach Terrell (pass failed)	3	4:26	12-57	6:24			
Central Mich.	Daniel Braverman 43-yard pass from Zach Terrell (Haldeman PAT)	1	11:17	2-63	0:32			
Central Mich.	Andrew Haldeman 25-yard field goal	1	00:21	12-64	5:26			
Central Mich.	Jarvion Franklin 11-yard run (Haldeman PAT)	2	14:35	4-30	0:46			
Central Mich.	Andrew Haldeman 34-yard field goal	2	8:05	6-59	2:48			
Central Mich.	Corey Davis 8-yard pass from Zach Terrell (Haldeman PAT)	2	00:32	7-57	3:04			
Central Mich.	Daniel Braverman 6-yard pass from Zach Terrell (Haldeman PAT)	3	10:00	9-66	5:00			
Ohio	Daniel Braverman 7-yard pass from Zach Terrell (Haldeman PAT)	2	3:33	7-51	3:03			
Ohio	Daniel Braverman 27-yard pass from Zach Terrell (Haldeman PAT)	2	1:31	2-32	0:16			
Ohio	Jamauri Bogan 67-yard run (Haldeman PAT)	3	12:18	5-84	2:35			
Ohio	Zach Terrell 4-yard run (Haldeman PAT)	3	5:29	9-72	5:17			
Ohio	Jarvion Franklin 20-yard run (Haldeman PAT)	3	2:07	5-77	2:20			
Ohio	Corey Davis 25-yard pass from Zach Terrell (Haldeman PAT)	4	12:23	5-85	2:21			
Ohio	LeVante Bellamy 56-yard run (Haldeman PAT)	4	4:33	6-85	3:48			
Miami (OH)	Daniel Braverman 6-yard pass from Zach Terrell (Haldeman PAT)	1	13:31	2-8	0:42			
Miami (OH)	Carrington Thompson 6-yard pass from Zach Terrell (Haldeman PAT)	2	13:04	10-74	5:40			
Miami (OH)	Jamauri Bogan 17-yard run (Haldeman PAT)	2	4:42	7-64	3:58			
Miami (OH)	Daniel Braverman 5-yard pass from Zach Terrell (Haldeman PAT)	3	9:43	12-78	5:17			
Miami (OH)	Jamauri Bogan 3-yard run (Haldeman PAT)	4	2:11	11-52	5:01			
Eastern Mich.	Andrew Haldeman 42-yard field goal	1	9:16	5-19	2:19			
Eastern Mich.	Andrew Haldeman 41-yard field goal	1	7:38	4-3	1:31			
Eastern Mich.	Jamauri Bogan 2-yard run (Haldeman PAT)	1	0:46	5-69	2:18			
Eastern Mich.	Andrew Haldeman 20-yard field goal	2	9:20	9-56	4:07			
Eastern Mich.	Jamauri Bogan 6-yard run (Haldeman PAT)	2	1:46	9-86	5:32			
Eastern Mich.	Jarvion Franklin 24-yard run (Haldeman PAT)	3	14:24	2-51	0:36			
Eastern Mich.	Jamauri Bogan 2-yard run (Haldeman PAT)	3	11:04	6-26	2:10			
Eastern Mich.	Zach Terrell 31-yard run (Haldeman PAT)	3	9:09	2-42	0:41			
Eastern Mich.	Jamauri Bogan 12-yard run (Haldeman PAT)	4	13:39	10-84	6:09			
Eastern Mich.	Michael Henry 64-yard pass from Tom Flacco (Haldeman PAT)	4	7:51	3-80	1:26			
Ball State	Corey Davis 65-yard pass from Zach Terrell (Haldeman PAT)	1	14:03	3-71	0:57			
Ball State	Corey Davis 17-yard pass from Zach Terrell (Haldeman PAT)	2	14:30	8-69	3:21			
Ball State	LeVante Bellamy 9-yard run (Haldeman PAT)	2	9:03	8-77	3:47			
Ball State	Corey Davis 23-yard pass from Zach Terrell (Haldeman PAT)	2	2:15	9-80	5:08			
Ball State	Andrew Haldeman 21-yard field goal	2	0:20	5-28	0:34			
Ball State	Jamauri Bogan 12-yard run (Haldeman PAT)	3	10:06	8-58	4:00			
Ball State	Andrew Haldeman 41-yard field goal	3	6:20	7-44	1:54			
Ball State	Jamauri Bogan 76-yard run (Haldeman PAT)	3	1:04	4-92	1:58			
Ball State	Jarvion Franklin 15-yard run (Haldeman PAT)	4	11:50	6-70	2:55			
Bowling Green	Andrew Haldeman 48-yard field goal	1	9:29	9-47	3:44			
Bowling Green	Jamauri Bogan 3-yard run (Haldeman PAT)	1	2:55	11-78	4:29			
Bowling Green	Jamauri Bogan 3-yard run (Haldeman PAT)	2	13:45	7-83	2:41			
Bowling Green	Andrew Haldeman 21-yard field goal	2	0:00	5-10	0:35			
Bowling Green	Zach Terrell 10-yard run (Haldeman PAT)	3	10:49	8-58	4:11			
Northern Illinois	Andrew Haldeman 35-yard field goal	1	7:26	10-63	4:55			
Northern Illinois	Daniel Braverman 35-yard pass from Zach Terrell (Haldeman PAT)	2	6:56	11-75	6:15			
Northern Illinois	Andrew Haldeman 31-yard field goal	3	4:33	13-51	5:50			
Northern Illinois	Corey Davis 72-yard pass from Zach Terrell (Haldeman PAT)	3	1:57	1-72	0:11			
Toledo	Tom Flacco 17-yard run (Flacco 2-PT conversion)	1	12:24	3-70	1:10			
Toledo	Andrew Haldeman 31-yard field goal	1	2:38	8-60	4:42			
Toledo	Corey Davis 76-yard pass from Zach Terrell (Haldeman PAT)	2	7:22	2-75	0:45			
Toledo	Corey Davis 30-yard pass from Zach Terrell (Haldeman PAT)	2	1:07	5-48	1:45			
Toledo	Jamauri Bogan 1-run run (Haldeman PAT)	3	9:29	9-65	1:31			
Toledo	Andrew Haldeman 38-yard field goal	4	6:57	7-59	3:57			



The Automated ScoreBook

Western Michigan - Long Plays

20-YARD PLUS PLAYS

Yds	Type	Player(s)	Opponent
100*	KR	PHILLIPS, D	Michigan State
76*	Rush	BOGAN, Jamauri	Ball State
76*	Pass	DAVIS, Corey from TERRELL, Zach	Toledo
72*	Pass	DAVIS, Corey from TERRELL, Zach	NIU
70	KR	PHILLIPS, D	Michigan State
67	KR	PHILLIPS, D	Central Michigan
67*	Rush	BOGAN, Jamauri	OHIO
65*	Pass	DAVIS, Corey from TERRELL, Zach	Ball State
64*	Pass	BRAVERMAN, D from TERRELL, Zach	Central Michigan
64*	Pass	HENRY, Michael from FLACCO, Tom	Eastern Michigan
60	KR	BELLAMY, L	Murray State
58	Pass	BELLAMY, L from TERRELL, Zach	Central Michigan
56*	Rush	BELLAMY, L	OHIO
56*	Pass	DAVIS, Corey from TERRELL, Zach	Murray State
56	KR	PHILLIPS, D	Eastern Michigan
55*	Pass	BRAVERMAN, D from TERRELL, Zach	Ohio State
54	Pass	BRAVERMAN, D from TERRELL, Zach	Toledo
54	Rush	FRANKLIN, J	Murray State
44	Pass	DAVIS, Corey from TERRELL, Zach	Michigan State
44	Pass	BRAVERMAN, D from TERRELL, Zach	Bowling Green
43*	Pass	BRAVERMAN, D from TERRELL, Zach	Central Michigan
43	Pass	BRAVERMAN, D from TERRELL, Zach	Murray State
41	Rush	BELLAMY, L	OHIO
40	Rush	BOGAN, Jamauri	OHIO
39	Rush	FRANKLIN, J	OHIO
38	Rush	BELLAMY, L	OHIO
38	INT	BROWN, Asantay	Central Michigan
37	Rush	FLACCO, Tom	Eastern Michigan
37	KR	JOHNSON, Fabian	Murray State
36	Pass	DAVIS, Corey from TERRELL, Zach	Bowling Green
35*	Pass	BRAVERMAN, D from TERRELL, Zach	NIU
35	Rush	FLACCO, Tom	Toledo
35	KR	PHILLIPS, D	Bowling Green
34	KR	PHILLIPS, D	Central Michigan
34	INT	PHILLIPS, D	Bowling Green
33	Rush	BOGAN, Jamauri	Eastern Michigan
33	PR	BRAVERMAN, D	OHIO
32	Pass	ROBERTS, K from TERRELL, Zach	Ball State
32	Pass	BRAVERMAN, D from TERRELL, Zach	Eastern Michigan
31	Pass	DAVIS, Corey from TERRELL, Zach	Miami
31*	Rush	TERRELL, Zach	Eastern Michigan
30*	Pass	DAVIS, Corey from TERRELL, Zach	Toledo
30	PR	BRAVERMAN, D	Central Michigan
29*	Pass	MULLINAX, J from TERRELL, Zach	Michigan State
29	KR	PHILLIPS, D	Eastern Michigan
29	Rush	BOGAN, Jamauri	Ball State
28	Pass	DAVIS, Corey from TERRELL, Zach	Murray State
28	KR	PHILLIPS, D	Ohio State
28	Pass	THOMPSON, C from FLACCO, Tom	Murray State
27*	Pass	BRAVERMAN, D from TERRELL, Zach	OHIO
27	Pass	FRANKLIN, J from TERRELL, Zach	Ball State
27	Pass	BRAVERMAN, D from TERRELL, Zach	Eastern Michigan
27	Pass	FRANKLIN, J from TERRELL, Zach	Eastern Michigan
26	Pass	BRAVERMAN, D from TERRELL, Zach	Michigan State
25	INT	BROWN, Asantay	Eastern Michigan
25	Pass	DAVIS, Corey from TERRELL, Zach	Miami
25	Pass	DAVIS, Corey from TERRELL, Zach	Ball State
25*	Pass	DAVIS, Corey from TERRELL, Zach	OHIO
25	Pass	DAVIS, Corey from FLACCO, Tom	Toledo
25	Pass	ROBERTS, K from TERRELL, Zach	Toledo
24	Rush	BOGAN, Jamauri	Bowling Green
24*	Rush	FRANKLIN, J	Eastern Michigan
24	KR	PHILLIPS, D	Miami
24	KR	PHILLIPS, D	Murray State
24	KR	BRAVERMAN, D	Michigan State
23	Pass	DAVIS, Corey from TERRELL, Zach	Murray State
23	Pass	ROBERTS, K from TERRELL, Zach	NIU
23	Pass	BRAVERMAN, D from TERRELL, Zach	NIU
23	Pass	BRAVERMAN, D from TERRELL, Zach	Michigan State
23*	Pass	DAVIS, Corey from TERRELL, Zach	Ball State
23	KR	ERNSBERGER, D	Eastern Michigan
23	Pass	BRAVERMAN, D from TERRELL, Zach	Ball State
23	Rush	BOGAN, Jamauri	NIU
22	Rush	FRANKLIN, J	Central Michigan
22	Pass	BRAVERMAN, D from TERRELL, Zach	Miami
22	KR	PHILLIPS, D	Bowling Green

LONG PLAYS BY THE NUMBERS

Long Plays By Yards	No.	TD
100+	1	1
90-99	0	0
80-89	0	0
70-79	4	3
60-69	6	4
50-59	7	3
40-49	6	1
30-39	19	3
20-29	52	7

Long Plays By Type	No.	TD
Rushing	20	6
Passing	52	15
Punt returns	2	0
Kick returns	18	1
Interceptions	3	0
Fumble returns	0	0
Other	0	0
TOTAL	95	22

20-YARD PLUS BY PLAYER

Player	No.	TD	R	P	KR	PR	IR	FR
BRAVERMAN, D	22	6	0	19	1	2	0	0
DAVIS, Corey	20	7	0	20	0	0	0	0
PHILLIPS, D	15	1	0	0	14	0	1	0
BOGAN, Jamauri	8	2	8	0	0	0	0	0
FRANKLIN, J	8	2	6	2	0	0	0	0
BELLAMY, L	5	1	3	1	1	0	0	0
ROBERTS, K	4	0	0	4	0	0	0	0
HENRY, Michael	3	1	0	3	0	0	0	0
TERRELL, Zach	2	1	1	1	0	0	0	0
FLACCO, Tom	2	0	2	0	0	0	0	0
BROWN, Asantay	2	0	0	0	0	0	2	0
MULLINAX, J	1	1	0	1	0	0	0	0
THOMPSON, C	1	0	0	1	0	0	0	0
ERNSBERGER, D	1	0	0	0	1	0	0	0
JOHNSON, Fabian	1	0	0	0	1	0	0	0
TOTAL	95	22	20	52	18	2	3	0

LONGEST PLAYS OF THE YEAR

Rushing

76 BOGAN, Jamauri vs Ball State (11/5/2015)

Rushing Touchdown

76 BOGAN, Jamauri vs Ball State (11/5/2015)

Passing

76 DAVIS, Corey from TERRELL, Zach
vs Toledo (11/27/2015)

Passing Touchdown

76 DAVIS, Corey from TERRELL, Zach
vs Toledo (11/27/2015)

Punt Return

33 BRAVERMAN, D vs OHIO (10/17/2015)

Kick Return

100 PHILLIPS, D vs Michigan State (9/4/2015)

Interception Return

38 BROWN, Asantay vs Central Michigan (10/10/2015)

Fumble Return

None

Punt

66 SCHROEDER, J. vs Miami (10/24/2015)

Field Goal

48 HALDEMAN, A vs Bowling Green (11/11/2015)

* touchdown scored on play



SCORING DRIVE ANALYSIS

	Minus	0-9	10-19	20-29	30-39	40-49	50-59	60-69	70-79	80-89	90-99
WMU TD	-	1	-	2	2	2	8	9	18	10	1
WMU FG	-	1	2	1	-	2	4	3	1	1	-
Opponent TD	-	-	-	2	1	2	2	5	17	7	-
Opponent FG	-	1	-	-	1	2	-	4	3	1	2

2015 RED ZONE ANALYSIS

	WMU				Opponent			
	Inside	Scores	TD/FG	TD Pct.	Inside	Scores	TD/FG	TD Pct.
Michigan State	3	2	1/1	33.3	4	4	3/1	75.0
Georgia Southern	3	3	2/1	66.7	5	5	3/2	60.0
Murray State	8	6	5/1	62.5	4	3	3/0	75.0
Ohio State	2	1	1/0	50.0	3	2	1/1	33.3
Central Michigan	7	5	3/2	42.9	6	6	5/1	83.3
Ohio	3	3	3/0	100.0	3	1	1/0	33.3
Miami (OH)	6	5	5/0	83.3	3	3	1/2	33.3
Eastern Michigan	5	5	4/1	80.0	4	3	3/0	75.0
Ball State	6	5	4/1	83.3	1	1	1/0	100.0
Bowling Green	5	4	3/1	60.0	1	1	1/0	100.0
Northern Illinois	3	2	0/6	0.0	1	1	1/0	100.0
Toledo	3	3	2/1	66.7	5	3	2/1	40.0

2015 TIME OF POSSESSION

	Score	Overall	1st Qtr	2nd Qtr	3rd Qtr	4th Qtr	OT
Michigan State	24-37	31:41	7:01	8:51	7:48	8:01	—
Georgia Southern	17-43	30:39	11:40	6:13	7:03	5:43	—
Murray State	52-20	34:06	8:53	9:30	9:15	6:28	—
Ohio State	12-38	37:14	12:40	7:09	9:42	7:43	—
Central Michigan	41-39	30:31	7:10	7:12	5:45	10:24	—
Ohio	49-14	32:45	6:16	7:54	10:19	8:16	—
Miami (OH)	35-13	36:51	9:09	8:21	10:03	9:18	—
Eastern Michigan	58-28	31:22	6:18	10:37	8:26	6:01	—
Ball State	54-7	40:02	10:12	9:59	7:52	11:59	—
Bowling Green	27-41	35:37	9:39	9:49	7:17	8:52	—
Northern Illinois	19-27	39:35	8:41	12:43	9:01	9:10	—
Toledo	35-30	34:02	8:10	9:17	7:30	9:05	—

WESTERN MICHIGAN FOOTBALL – THE LAST TIME ...

Punt Return, Touchdown:

WMU: Greg Jennings (93 yards)
vs. Northern Illinois, Oct. 23, 2004
Opponent: Kavonte Martin-Manley 2x (83 yds) (63 yds)
at Iowa, Sept. 21, 2013

Kickoff Return, Touchdown:

WMU: Darius Phillips (100)
vs. Michigan State, Sept. 4, 2015
Opponent: Khary Bailey-Smith (90 yds)
at Massachusetts, Oct. 26, 2013 (Opening KO)

Interception Return, Touchdown:

WMU: Darius Phillips (10 yards)
vs. Murray State, Sept. 9, 2015
Opponent: Adolphus Washington
at Ohio State, Sept. 26, 2015

Fumble Return, Touchdown:

WMU: Ronald Zamort (26 yards)
vs. Ball State, Oct. 19, 2013
Opponent: Trent Voss (7 yards)
at Toledo, Oct. 5, 2013

Safety

WMU: Team Safety
vs. Northern Illinois, Nov. 28, 2014
Opponent: Team Safety
vs. Central Michigan, Oct. 10, 2015

Blocked Punt:

WMU: Paul Hazel
vs. Purdue, Dec. 27, 2011
Opponent: Greg Turner
vs. Northern Illinois, Oct. 14, 2006

Blocked Field Goal:

WMU: Freddie Bishop
at Central Michigan, Nov. 3, 2012
TD – Cory Flom
vs. Temple, Sept. 23, 2006 (TD by Londen Fryar)
Opponent: Tyvis Powell
at Ohio State, Sept. 26, 2015
Bryan Mattison at Iowa,
Nov. 17, 2007;
TD – Chad Brown (68 yards),
Toledo, Oct. 10, 1992

Blocked PAT:

WMU: Travante Boles
vs. Central Michigan, Nov. 16, 2013
Opponent: Julian Jackson
vs. Ball State, Nov. 5, 2015

PAT Return:

WMU: Louis Delmas (recovered after Cory Flom blocked kick)
vs. Ball State, Oct. 8, 2005
Opponent: Marlon Llewellyn (intercepted Tim Lester)
at Ball State, Nov. 7, 1998

Two-Point Conversion

WMU: Tom Flacco run
at Toledo, Nov. 27, 2015
Opponent: Ryan Brumfield to Brogan Roback
at Eastern Michigan, Nov. 9, 2013

Shutout:

WMU: Akron (17-0), Nov. 24, 2006
Opponent: Buffalo (33-0), Oct. 12, 2013

Game-Winning Field Goal:

WMU: John Potter (28 yards, first overtime)
vs. Buffalo, Oct. 24, 2009
Opponent: Derek Dimke (21 yards, 8:14, 4th)
at No. 24 Illinois, Sept. 24, 2011

Two 100-Yard Rushers:

WMU: LeVante Bellamy (149), Jamauri Bogan (135) at
Ohio, Oct. 17, 2015
Opponent: Matt Breida (176), Favian Upshaw (103)
at Georgia Southern, Sept. 12, 2015

Two 100-Yard Receivers:

WMU: Daniel Braverman (135), Corey Davis (113)
vs. Miami (OH), Oct. 24, 2015
Opponent: Chris Givens (141), Nick Harwell (138)
at Miami, Nov. 16, 2011

200-Yard Rusher:

WMU: Jarvion Franklin (211) at Idaho, Sept. 13, 2014
Opponent: Jordan Lynch (321) at No. 14 Northern
Illinois, Nov. 26, 2013

300-Yard Rusher:

WMU: NA
Opponent: Jordan Lynch (321) at No. 14 Northern
Illinois, Nov. 26, 2013

Overtime Game:

Toledo at Western Michigan (L 19-20 - 1 OT)
Oct. 4, 2014

600 Yards Total Offense:

WMU: 711 vs. Ball State, Nov. 5, 2015*
Opponent: 804* at Toledo, Nov. 8, 2011
*Program record

200-Yard Receiver:

WMU: Jordan White (265*)
vs. Purdue, Dec. 27, 2011
Opponent: Titus Davis (208)
at Central Michigan, Nov. 3, 2012
WMU and MAC Bowl record

400-Yard Passer:

WMU: Alex Carder (439) vs. Purdue, Dec. 27, 2011
Opponent: Zac Dysert (413) at Miami, Nov. 16, 2011
* Alex Carder threw for a WMU record 548 yds at
Toledo, Nov. 8, 2011

Four Touchdowns:

WMU: Jamauri Bogan (all rushing)
at Eastern Michigan, Oct. 29, 2015
Opponent: Matt Breida (all rushing)
at Georgia Southern, Sept. 12, 2015

Top 5 Longest Plays From Scrimmage

Year	Player	Opponent	Type	Yards
1930	Clarence Frendt	Detroit City	Rush (TD)	95
2003	Jon Drach to Greg Jennings	CMU	Pass (TD)	94
1954	Leland David	Marshall	Rush	89
2005	Tim Hiller to Greg Jennings	Bowling Green	Pass (TD)	89
1941	Horace Coleman	Toledo	Rush	87
1984	Lewis Howard	Marshall	Rush (TD)	87
1990	Brad Tayles to Allan Boyko	Kent State	Pass (TD)	87

Top 5 Longest Drives – Plays

Year	Opponent	Plays	Time	Length	Result
1977	NIU	20	9:05	80	2-yard rush by Albert Little
2013	at Massachusetts	18	8:44	57	36-yard FG by Andrew Haldeman
2011	No. 24 Illinois	18	7:04	59	26-yard FG by John Potter
1970	Marshall	18	N/A	77	4-yard rush by Curtis Lewis
1976	CMU	18	7:40	73	2-yard rush by Keith Rogien
1978	NIU	18	8:04	80	3-yard rush by Albert Little
2006	Miami	18	6:34	84	21-yard FG by Nate Meyer

Top 5 Longest Drives – Time

Year	Opponent	Plays	Time	Length	Result
1976	Minnesota	13	12:18	70	7-yard rush by Pepper Powers
1976	Minnesota	14	10:26	63	38-yard field goal by Dave Gibson
1981	EMU	17	9:11	92	5-yard run by Kurt Barterian
1977	NIU	20	9:05	80	2-yard rush by Albert Little
2000	NIU	17	9:01	92	1-yard rush by Robert Sanford

Top 5 Longest Drives – Length in Yards

Year	Opponent	Plays	Time	Length	Result
2012	Massachusetts	16	7:36	99	1-yard rush by Tyler Van Tubbergen
2010	Kent State	4	1:24	99	1-yard rush by Tevin Drake
1998	Bowling Green	14	5:06	99	1-yard rush by Tim Lester
1997	EMU	11	2:46	99	4-yard rush by Robert Sanford
2012	CMU	8	3:38	98	22-yard pass from Tyler Van Tubbergen to Justin Collins
1970	Marshall	15	N/A	98	1-yard rush by Bob Ezelle
2014	Toledo	11	5:09	98	2-yard rush by Jarvion Franklin

Longest One Play Drives

Year	Opponent	Qrt	Plays	Length	Result
2005	Bowling Green	2nd	1	89	89-yard pass from Tim Hiller to Greg Jennings
1984	Marshall	2nd	1	87	87-yard rush by Lewis Howard
1990	CMU	4th	1	84	84-yard pass from Brad Tayles to Corey Sylve
1990	Bowling Green	4th	1	82	82-yard rush by Corey Sylve
2012	Kent State	1st	1	81	81-yard pass from Tyler Van Tubbergen to Josh Schaffer
2009	Michigan State	3rd	1	80	80-yard rush by Brandon West
1971	NIU	4th	1	80	80-yard rush by Larry Cates
1976	Ohio	3rd	1	80	80-yard rush by Keith Rogien
1980	Illinois State	4th	1	80	72-yard rush by Bobby Howard
1987	CMU	1st	1	80	80-yard pass from Tony Kimbrough to Jamie Hence
1998	Ohio	4th	1	80	80-yard pass from Tim Lester to Corey Alston
2002	NIU	2nd	1	80	80-yard rush by Philip Reed

Top 5 Longest Plays From Scrimmage – 2015

Year	Player(s)	Opponent	Type	Yards
2015	Jamauri Bogan	Ball State	Run (TD)	76
2015	Zach Terrell to Corey Davis	Northern Illinois	Pass (TD)	72
2015	Jamauri Bogan	Ohio	Run (TD)	67
2015	Zach Terrell to Corey Davis	Ball State	Pass (TD)	65
2015	Zach Terrell to Daniel Braverman	Central Michigan	Pass (TD)	64
2015	Tom Flacco to Michael Henry	Eastern Michigan	Pass (TD)	64

Top 5 Longest Drives – Plays – 2015

Year	Opponent	Plays	Time	Length	Result
2015	at Ohio State	16	7:42	66	Missed FG
2015	vs. Michigan St.	15	7:48	75	17-yard pass from Zach Terrell to Corey Davis
2015	vs. Central Michigan	15	8:24	66	End of game
2015	vs. Murray State	14	6:38	75	14-yard pass from Zach Terrell to Corey Davis
2015	at Ohio State	14	6:03	62	Missed FG

Top 5 Longest Drives – Time – 2015

Year	Opponent	Plays	Time	Length	Result
2015	vs. Central Michigan	15	8:24	66	End of game
2015	vs. Michigan St.	15	7:48	75	17-yard pass from Zach Terrell to Corey Davis
2015	at Ohio State	16	7:42	66	Missed FG
2015	at Georgia South.	13	7:20	74	34-yard field goal by Andrew Haldeman
2015	vs. Murray State	14	6:38	75	14-yard pass from Zach Terrell to Corey Davis

Top 5 Longest Drives – Length in Yards – 2015

Year	Opponent	Plays	Time	Length	Result
2015	vs. Ball State	4	1:58	92	Jamauri Bogan run
2015	vs. Michigan St.	12	5:14	88	22-yard field goal by Andrew Haldeman
2015	vs. Bowling Green	12	4:44	87	Turnover on downs
2015	at Eastern Mich.	9	5:32	86	Jamauri Bogan run
2015	vs. Murray State	9	2:52	85	17-yard pass from Zach Terrell to Daniel Braverman
2015	at Ohio	5	2:21	85	25-yard pass from Zach Terrell to Corey Davis
2015	at Ohio	6	3:48	85	LeVante Bellamy run

Season with most One Play Drives – 2005, 2003 (6)

Last One Play Drive – Nov. 18, 2015 at Northern Illinois (Corey Davis from Zach Terrell - 72 yards)

Opponent Last One Play Drive – Nov. 27, 2015 at Toledo (Kareem Hunt run - 28 yards)



WMU FOOTBALL GAME NOTES — POPEYES BAHAMAS BOWL — GAME #13



The Automated ScoreBook Western Michigan Overall Team Statistics (as of Dec 14, 2015) All games

Team Statistics	WMU	OPP
SCORING	423	337
Points Per Game	35.2	28.1
Points Off Turnovers	51	48
FIRST DOWNS	290	240
Rushing	129	102
Passing	148	121
Penalty	13	17
RUSHING YARDAGE	2366	2239
Yards gained rushing	2653	2520
Yards lost rushing	287	281
Rushing Attempts	485	422
Average Per Rush	4.9	5.3
Average Per Game	197.2	186.6
TDs Rushing	24	23
PASSING YARDAGE	3405	2697
Comp-Att-Int	254-377-8	200-365-9
Average Per Pass	9.0	7.4
Average Per Catch	13.4	13.5
Average Per Game	283.8	224.8
TDs Passing	28	21
TOTAL OFFENSE	5771	4936
Total Plays	862	787
Average Per Play	6.7	6.3
Average Per Game	480.9	411.3
KICK RETURNS: #-Yards	46-996	51-1026
PUNT RETURNS: #-Yards	9-84	5-25
INT RETURNS: #-Yards	9-114	8-40
KICK RETURN AVERAGE	21.7	20.1
PUNT RETURN AVERAGE	9.3	5.0
INT RETURN AVERAGE	12.7	5.0
FUMBLES-LOST	15-8	15-7
PENALTIES-Yards	72-666	66-543
Average Per Game	55.5	45.2
PUNTS-Yards	40-1681	57-2517
Average Per Punt	42.0	44.2
Net punt average	39.9	40.6
KICKOFFS-Yards	83-5146	65-3820
Average Per Kick	62.0	58.8
Net kick average	40.3	36.9
TIME OF POSSESSION/Game	34:32	25:28
3RD-DOWN Conversions	76/160	66/159
3rd-Down Pct	48%	42%
4TH-DOWN Conversions	12/20	7/20
4th-Down Pct	60%	35%
SACKS BY-Yards	14-83	29-158
MISC YARDS	0	0
TOUCHDOWNS SCORED	54	45
FIELD GOALS-ATTEMPTS	16-20	8-12
ON-SIDE KICKS	0-0	0-0
RED-ZONE SCORES	(44-54) 81%	(33-40) 82%
RED-ZONE TOUCHDOWNS	(33-54) 61%	(25-40) 63%
PAT-ATTEMPTS	(47-50) 94%	(39-40) 98%
ATTENDANCE	116646	182377
Games/Avg Per Game	6/19441	6/30396
Neutral Site Games		0/0

Score by Quarters	1st	2nd	3rd	4th	OT	Total
Western Michigan	81	138	123	81	0	423
Opponents	86	103	61	87	0	337



The Automated ScoreBook

Western Michigan Overall Individual Statistics (as of Dec 14, 2015)

All games

Rushing	gp	att	gain	loss	net	avg	td	lg	avg/g
BOGAN, Jamauri	12	143	865	29	836	5.8	12	76	69.7
FRANKLIN, J	12	146	725	26	699	4.8	5	54	58.2
BELLAMY, L	12	72	477	8	469	6.5	2	56	39.1
FLACCO, Tom	6	26	258	2	256	9.8	2	37	42.7
TERRELL, Zach	12	74	269	166	103	1.4	3	31	8.6
JOHNSON, Fabian	12	9	35	1	34	3.8	0	11	2.8
BRAVERMAN, D	12	2	13	0	13	6.5	0	8	1.1
DAVIS, Corey	12	1	11	0	11	11.0	0	11	0.9
TEAM	8	12	0	55	-55	-4.6	0	0	-6.9
Total	12	485	2653	287	2366	4.9	24	76	197.2
Opponents	12	422	2520	281	2239	5.3	23	87	186.6

Passing	gp	effic	comp-att-int	pct	yds	td	lg	avg/g
TERRELL, Zach	12	161.19	244-365-8	66.8	3229	27	76	269.1
FLACCO, Tom	6	229.42	9-11-0	81.8	154	1	64	25.7
DAVIS, Corey	12	284.80	1-1-0	100.0	22	0	22	1.8
Total	12	163.51	254-377-8	67.4	3405	28	76	283.8
Opponents	12	130.92	200-365-9	54.8	2697	21	60	224.8

Receiving	gp	no.	yds	avg	td	lg	avg/g
BRAVERMAN, D	12	103	1270	12.3	12	64	105.8
DAVIS, Corey	12	82	1253	15.3	11	76	104.4
HENRY, Michael	12	17	241	14.2	1	64	20.1
FRANKLIN, J	12	16	177	11.1	0	27	14.8
ROBERTS, K	12	12	196	16.3	0	32	16.3
THOMPSON, C	11	8	89	11.1	2	28	8.1
BELLAMY, L	12	3	67	22.3	0	58	5.6
BOGAN, Jamauri	12	3	15	5.0	0	6	1.2
JOHNSON, Fabian	12	3	14	4.7	0	8	1.2
MULLINAX, J	12	2	30	15.0	2	29	2.5
ERNSBERGER, D	12	2	22	11.0	0	11	1.8
TERRELL, Zach	12	1	25	25.0	0	22	2.1
SPINEK, Jake	2	1	6	6.0	0	6	3.0
BEZERRA, Lucas	11	1	0	0.0	0	0	0.0
Total	12	254	3405	13.4	28	76	283.8
Opponents	12	200	2697	13.5	21	60	224.8

Punt Returns	no.	yds	avg	td	lg
BRAVERMAN, D	9	84	9.3	0	33
Total	9	84	9.3	0	33
Opponents	5	25	5.0	0	15

Interceptions	no.	yds	avg	td	lg
PHILLIPS, D	5	50	10.0	1	34
BROWN, Asantay	2	63	31.5	0	38
ZAMORT, Ronald	1	0	0.0	0	0
THOMAS, Ian	1	1	1.0	0	1
Total	9	114	12.7	1	38
Opponents	8	40	5.0	1	20

Kick Returns	no.	yds	avg	td	lg
PHILLIPS, D	32	749	23.4	1	100
BELLAMY, L	4	85	21.2	0	60
JOHNSON, Fabian	4	68	17.0	0	37
BOGAN, Jamauri	2	31	15.5	0	17
BRAVERMAN, D	2	40	20.0	0	24
LEWIS, Austin	1	0	0.0	0	0
ERNSBERGER, D	1	23	23.0	0	23
Total	46	996	21.7	1	100
Opponents	51	1026	20.1	0	35

Fumble Returns	no.	yds	avg	td	lg
Total	0	0	0.0	0	0
Opponents	0	0	0.0	0	0

The Automated ScoreBook
Western Michigan Overall Individual Statistics (as of Dec 14, 2015)
All games

Scoring	td	fg	PAT				dxd	saf	pts
			kick	rush	rcv	pass			
HALDEMAN, A	-	16-20	47-50	-	-	-	-	-	95
BOGAN, Jamauri	12	-	-	-	-	-	-	-	72
BRAVERMAN, D	12	-	-	-	-	-	-	-	72
DAVIS, Corey	11	-	-	-	-	-	-	-	66
FRANKLIN, J	5	-	-	-	-	-	-	-	30
TERRELL, Zach	3	-	-	-	-	1-2	-	-	18
FLACCO, Tom	2	-	-	1-2	-	-	-	-	14
MULLINAX, J	2	-	-	-	1	-	-	-	14
THOMPSON, C	2	-	-	-	-	-	-	-	12
BELLAMY, L	2	-	-	-	-	-	-	-	12
PHILLIPS, D	2	-	-	-	-	-	-	-	12
HENRY, Michael	1	-	-	-	-	-	-	-	6
LEWIS, Austin	-	-	-	-	-	-	-	-	0
Total	54	16-20	47-50	1-2	1	1-2	-	-	423
Opponents	45	8-12	39-40	0-1	-	0-4	-	2	337

Total Offense	g	plays	rush	pass	total	avg/g
TERRELL, Zach	12	439	103	3229	3332	277.7
BOGAN, Jamauri	12	143	836	0	836	69.7
FRANKLIN, J	12	146	699	0	699	58.2
BELLAMY, L	12	72	469	0	469	39.1
FLACCO, Tom	6	37	256	154	410	68.3
JOHNSON, Fabian	12	9	34	0	34	2.8
DAVIS, Corey	12	2	11	22	33	2.8
BRAVERMAN, D	12	2	13	0	13	1.1
TEAM	8	12	-55	0	-55	-6.9
Total	12	862	2366	3405	5771	480.9
Opponents	12	787	2239	2697	4936	411.3

Field Goals	fg	pct.	01-19	20-29	30-39	40-49	50-99	lg	blk
HALDEMAN, A	16-20	80.0	0-0	5-5	7-9	4-6	0-0	48	1

FG Sequence	Western Michigan	Opponents
Michigan State	41,(22)	(21)
Georgia Southern	(34)	(22),(25)
Murray State	(30)	39
Ohio State	37,47	(30)
Central Michigan	30,(25),(34)	(22)
OHIO	-	-
Miami	-	(31),(38)
Eastern Michigan	(42),(41),(20)	22
Ball State	(21),(41)	48
Bowling Green	(48),(21)	-
NIU	(35),(31)	45
Toledo	(31),(38)	(19)

Punting	no.	yds	avg	lg	tb	fc	i20	50+	blk
SCHROEDER, J.	39	1642	42.1	66	3	8	12	9	0
MITCHELL, D	1	39	39.0	39	0	0	0	0	0
Total	40	1681	42.0	66	3	8	12	9	0
Opponents	57	2517	44.2	67	6	12	19	19	0

Kickoffs	no.	yds	avg	tb	ob	retn	net	ydln
MITCHELL, D	80	4984	62.3	31	0			
SCHROEDER, J.	2	102	51.0	0	0			
HALDEMAN, A	1	60	60.0	0	0			
Total	83	5146	62.0	31	0	20.1	40.3	24
Opponents	65	3820	58.8	17	2	21.7	36.9	28

Numbers in (parentheses) indicate field goal was made.

The Automated ScoreBook
Western Michigan Overall Individual Statistics (as of Dec 14, 2015)
All games

All Purpose	g	rush	rcv	pr	kr	ir	total	avg/g
BRAVERMAN,	12	13	1270	84	40	0	1407	117.2
DAVIS, Corey	12	11	1253	0	0	0	1264	105.3
BOGAN, Jamaur	12	836	15	0	31	0	882	73.5
FRANKLIN, J	12	699	177	0	0	0	876	73.0
PHILLIPS, D	12	0	0	0	749	50	799	66.6
BELLAMY, L	12	469	67	0	85	0	621	51.8
FLACCO, Tom	6	256	0	0	0	0	256	42.7
HENRY, Michael	12	0	241	0	0	0	241	20.1
ROBERTS, K	12	0	196	0	0	0	196	16.3
TERRELL, Zach	12	103	25	0	0	0	128	10.7
JOHNSON, Fabi	12	34	14	0	68	0	116	9.7
THOMPSON, C	11	0	89	0	0	0	89	8.1
BROWN, Asanta	12	0	0	0	0	63	63	5.2
ERNSBERGER,	12	0	22	0	23	0	45	3.8
MULLINAX, J	12	0	30	0	0	0	30	2.5
SPINEK, Jake	2	0	6	0	0	0	6	3.0
THOMAS, Ian	7	0	0	0	0	1	1	0.1
TEAM	8	-55	0	0	0	0	-55	-6.9
Total	12	2366	3405	84	996	114	6965	580.4
Opponents	12	2239	2697	25	1026	40	6027	502.2

The Automated ScoreBook
Western Michigan Overall Defensive Statistics (as of Dec 14, 2015)
All games

#	Defensive Leaders	gp	Tackles				Sacks no-yds	Pass defense			Fumbles		blkd	
			ua	a	tot	tfl/yds		int-yds	brup	qbh	rcv-yds	ff	kick	saf
6	BROWN, Asantay	12	55	45	100	3.0-15	1.0-7	2-63	5	2	1-0	2	.	.
20	BAILEY, Caleb	12	37	37	74	12.0-25	.	.	.	3
1	ATKINS, R	12	42	21	63	2.0-2	.	.	9	.	1-0	.	.	.
11	LEWIS, Austin	12	30	32	62	4.5-8	.	.	2	3
7	ZAMORT, Ronald	12	33	21	54	.	.	1-0	16
14	PHILLIPS, D	12	34	12	46	5.0-22	.	5-50	15	.	.	1	.	.
10	SPILLANE, R	8	20	26	46	5.5-29	1.5-13	.	2	.	.	1	.	.
12	ADAMS, Keion	12	23	11	34	8.5-36	4.5-26	.	.	2	.	1	.	.
98	MCKINNEY, J	12	17	16	33	3.0-13	1.5-7	.	.	2	1-0	1	.	.
40	DEPALMA, Grant	7	20	13	33	2.0-8	1.0-6	.	1	1
8	SMITH, C	12	12	16	28	7.0-24	1.5-10	.	.	2
42	SYLVA, Jayson	6	12	13	25	1.0-1	.	.	1	1	.	1	.	.
68	CURLE, David	12	6	12	18	2.0-9	1.0-8	.	1	2	.	1	.	.
5	TURNER, Andre	12	8	9	17	2.5-5	1.0-2	.	.	3
53	BRASTER, Nathan	11	9	8	17	3.0-7	1.0-4	.	1	2	.	.	1	.
18	BEAL, Sam	11	11	3	14	.	.	.	1
33	ASSOUA, Eric	10	4	8	12	5
36	MULLINAX, J	12	6	5	11
25	SWEENEY, Trevor	12	8	1	9	2	.	.
56	CARSON, Kasey	9	5	3	8	1.0-1
83	HENRY, Michael	12	5	3	8	1-0	1	.	.
15	SIMPKINS, Jamar	11	4	3	7	1.0-6	.	.	.	1	1-0	.	.	.
23	GUIDO, Austin	12	6	1	7
91	FINLEY, Ken	9	1	6	7	2
4	ROLLE, Edward	6	4	2	6
2	TRANQUILL, J	4	5	.	5	.	.	.	2
24	THOMAS, Ian	7	5	.	5	1.0-1	.	1-1
46	CHEROCCI, Lucas	9	3	.	3	2.0-2
39	MITCHELL, D	12	1	1	2
21	JOHNSON, J	8	.	2	2	1-0	.	.	.
22	SEARS-MOTLEY, J	9	1	1	2
3D	STONE-DAVIS, T	4	1	.	1
50	JACKSON, Daniel	4	.	1	1
84	DAVIS, Corey	12	1	.	1
8A	BRAVERMAN, D	12	1	.	1
3A	EKWOGE, Leo	6	1	.	1
85	ERNSBERGER, D	12	1	.	1
13	JACKSON, J	7	.	1	1
43	PFEIFER, Wyatt	12	1	.	1
TM	TEAM	8	1-0	.	.	.
Total		12	433	333	766	66-214	14-83	9-114	56	31	7-0	11	1	.
Opponents		12	518	368	886	64-235	29-158	8-40	37	22	8-0	10	2	2

NO	NAME	POS	HT	WT	ELG.	HOMETOWN	LAST SCHOOL
1	Rontavious Atkins •••	SS	6-0	207	RSr.	Pahokee, Fla.	(Pahokee)
1	Ben Dreslinski # ^	QB	6-1	200	RSo.	Manchester, Mich.	(Northwood University)
2	Anton Curtis	WR	6-3	185	Fr.	Grosse Point, Mich.	(East English Village Prep)
2	Justin Tranquil^	DB	5-11	185	Fr.	Huntertown, Ind.	(Carroll)
3	Fabian Johnson ••	RB	5-7	198	Jr.	Miami, Fla.	(Northwestern)
4	Edward Rolle •	LB	6-2	204	Jr.	Miami, Fla.	(Carol City)
5	Andre Turner ^•	DE	6-4	250	RSo.	Harper Woods, Mich.	(Chandler Park Academy)
5	LeVante Bellamy ^	RB	5-11	185	Fr.	Indianapolis, Ind.	(Pike)
6	Asantay Brown •	S	6-0	198	So.	Muskegon, Mich.	(Mona Shores)
6	Jimmy Kepouros^	WR	5-10	170	Fr.	Lemont, Ill.	(Lemont)
7	Ronald Zamort •••	CB	5-10	174	Sr.	Delray Beach, Fla.	(Atlantic)
8	Daniel Braverman ••^	WR	5-10	177	RJr.	Miramar, Fla.	(University)
8	Cleveland Smith •••	DL	6-1	262	Sr.	Miami, Fla.	(North Miami Beach)
9	Kendrick Roberts •••	WR	6-3	209	Sr.	Flint, Mich.	(Southwestern Academy)
10	Robert Spillane •	LB	6-2	235	So.	Oak Park, Ill.	(Fenwick)
11	Zach Terrell ••	QB	6-1	204	RJr.	Fort Wayne, Ind.	(Homestead)
11	Austin Lewis •^	LB	6-3	230	RSo.	Terre Haute, Ind.	(North Vigo)
12	Keion Adams •	DE	6-2	261	Jr.	Salisbury, N.C.	(Salisbury)
13	Tom Flacco	QB	6-1	185	Fr.	Voorhees, N.J.	(Eastern)
13	JaKevin Jackson •	LB	6-2	221	Jr.	Milledgeville, Ga.	(Georgia Military College)
14	Darius Phillips •	CB	5-10	184	RSo.	Dearborn Heights, Mich.	(Robichaud)
15	Jamar Simpkins •	DL	6-2	279	Jr.	Miami, Fla.	(Monsignor Pace)
15	Carrington Thompson	WR	6-2	162	RJr.	Houston, Texas	(Northwood University)
16	John Wassink	QB	6-3	195	Fr.	Grand Rapids, Mich.	(South Christian)
17	Justin Ferguson •	SS	6-2	192	RJr.	Pembroke Pines, Fla.	(Notre Dame) (Flanagan)
18	Sam Beal^	DB	6-2	195	Fr.	Grand Rapids, Mich.	(Ottawa Hills)
19	Kadeem Goulborne	WR	6-3	191	Fr.	Weston, Fla.	(Cypress)
20	Caleb Bailey •	LB	6-0	236	RSo.	Romeoville, Ill.	(Romeoville)
21	Jeffery Johnson^	S	5-8	195	RFr.	Pontiac, Mich.	(Pontiac)
22	Davon Tucker	RB	5-10	205	Fr.	Somerdale, N.J.	(Sterling)
22	Justin Sears-Motley ^	CB	5-10	194	Jr.	Virginia Beach, Va.	(Landstown)
23	Austin Guido •	RB	5-11	202	Jr.	Naperville, Ill.	(Waubonsie Valley)
24	Ian Thomas	DB	6-0	198	RJr.	Reistertown, Md.	(Rutgers)
25	Obbie Jackson	DB	5-11	180	Fr.	West Bloomfield, Mich.	(West Bloomfield)
25	Trevor Sweeney ^•	RB	5-8	175	Jr.	Mattawan, Mich.	(Mattawan)
26	Davontae Ginwright	DB	6-3	195	Fr.	Southfield, Mich.	(Southfield)
27	Paul Enggram	LB	6-1	235	Fr.	Detroit, Mich.	(Loyola)
28	Jonathan Russell #•	RB	5-11	217	Sr.	Midland, Mich.	(Siena Heights) (H.M. Dow)
29	Antione Stone	DB	5-11	179	RFr.	Bedford, Ohio	(Bedford)
30	Malik Rucker	DB	6-0	180	Jr.	Miami, Fla.	(Iowa)
31	Jarvion Franklin •	RB	6-0	220	So.	Tinley Park, Ill.	(Tinley Park)
32	Jamauri Bogan	RB	5-7	174	RFr.	Union, N.J.	(Union)
33	Eric Assuoa	DL	6-2	230	Fr.	Silver Springs, Md.	(St. John's)
33	Leo Ekwoe ^	RB	5-11	210	RFr.	Olney, Md.	(Good Counsel)
34	Alex Grace^	LB	6-2	210	Fr.	Saginaw, Mich.	(Swan Valley)
36	DeShawn Foster	DB	5-11	224	Fr.	Detroit, Mich.	(Mumford)
36	Jeremiah Mullinax	TE	6-5	245	Sr.	Lincoln Park, Mich.	(Southgate Anderson)
37	J. Schroeder •••	P	6-0	203	Sr.	Columbus, Ohio	(St. Charles Prep)
38	Vernon Coakley # ^	RB	5-7	194	RFr.	Kalamazoo, Mich.	(Central)
39	Derrick Mitchell	P	6-2	203	RFr.	Paw Paw, Mich.	(Paw Paw)
40	Grant DePalma •	LB	5-9	218	Sr.	Arlington Heights, Ill.	(Rose-Hulman IT) (Prospect)
42	Jason Sylva	LB	6-2	230	RJr.	Franklin, Mass.	(Dean College)
43	Wyatt Pfeifer •	LS	6-2	239	So.	Delaware, Ohio	(Buckeye Valley)
45	Andrew Haldeman •••	K	5-10	180	Sr.	Ferndale, Mich.	(Wayland Union)
46	Lucas Cherocci ^	LB	5-11	216	RSo.	Rochester Hills, Mich.	(Brother Rice)
47	Blaze Watson	K	6-2	180	Fr.	Coldwater, Mich.	(Coldwater)
48	Parker Underwood^	TE	6-4	240	Fr.	Lansing, Mich.	(East Lansing)
50	Daniel Jackson	DL	6-3	250	Fr.	Romeoville, Ill.	(Plainfield East)
51	Taylor Reaume	LB	6-1	215	Fr.	Saginaw, Mich.	(Swan Valley)
52	John Keenoy	OL	6-2	282	Fr.	Kentwood, Mich.	(East Kentwood)
53	Nathan Braster •	DL	6-5	258	So.	Fort Wayne, Ind.	(South Side)
55	Nick Matich •	DL	6-2	282	So.	Clarkston, Mich.	(Clarkston)
56	Kasey Carson #	LB	5-11	198	RFr.	Battle Creek, Mich.	(Harper Creek)
58	Antonio Balabani	DL	6-3	235	Fr.	Macomb, Mich.	(Dakota)
59	Luke Juriga	OL	6-4	270	Fr.	Aurora, Ill.	(Marmion Academy)
61	Joe Boggan #	DL	5-11	267	RFr.	Kalamazoo, Mich.	(Loy Norrix)
62	Alex Keys	OL	6-1	295	Fr.	Highlands Ranch, Colo.	(Highlands Ranch)
63	Kristof Ifkovits	OL	6-4	300	RSo.	Chicago, Ill.	(Geurin College Prep)
64	John Jackson •	OL	6-3	307	Sr.	Detroit, Mich.	(Cass Tech)



WMU FOOTBALL GAME NOTES — POPEYES BAHAMAS BOWL— GAME #13



65	Jackson Day •	OL	6-3	292	Jr.	Granger, Ind.	(Mishawaka Penn)
66	Wesley French	OL	6-5	300	Fr.	Benton Harbor, Mich.	(St. Joseph)
67	Curtis Doyle	OL	6-5	308	RFr.	Alma, Mich.	(Alma)
68	David Curle ••	DL	6-2	291	Jr.	Shelby Township, Mich.	(Utica Eisenhower)
69	Cory Carr #	OL	6-1	270	RFr.	Portage, Mich.	(Central)
70	Willie Beavers ••	OL	6-5	309	Sr.	Lathrup Village, Mich.	(Southfield Lathrup)
71	Jonathan Todd	OL	6-7	330	Fr.	Mokena, Ill.	(Lincoln Way North)
72	Taylor Moton ••	OL	6-5	316	RJr.	Okemos, Mich.	(Okemos)
75	Zach Novoselsky	OL	6-5	292	RFr.	Lincolnshire, Ill.	(Adlai E. Stevenson)
77	Chukwuma Okorafor •	OL	6-6	308	So.	Southfield, Mich.	(Southfield)
78	Elliot Jordan	OL	6-7	279	RFr.	Kentwood, Mich.	(East Kentwood)
79	James Kristof ••	OG	6-3	320	Sr.	Lake Barrington, Ill.	(Barrington)
80	Jake Spinek #	WR	5-10	180	So.	Troy, Mich.	(Troy Athens)
81	Alec Moulton ••	WR	6-1	196	Jr.	Midland, Mich.	(Midland)
83	Michael Henry •	WR	5-10	186	Jr.	Flint, Mich.	(Northwestern Prep. Academy)
84	Corey Davis ••	WR	6-2	205	Jr.	Wheaton, Ill.	(Wheaton-Warrenville South)
85	Donnie Ernsberger •	TE	6-2	246	So.	Battle Creek, Mich.	(Lakeview)
86	Keishawn Watson	WR	6-0	185	Fr.	Wheaton, Ill.	(Wheaton Warrenville South)
87	Giovanni Ricci	WR	6-4	200	Fr.	Loveland, Ohio	(Loveland)
88	Lucas Bezerra •	TE	6-4	240	So.	Troy, Mich.	(Troy Athens)
90	Evan Winston	DT	6-3	300	Jr.	Muskegon, Mich.	(Missouri)
91	Ken Finley	DL	6-3	283	Fr.	Muskegon, Mich.	(Muskegon)
93	Austin Regan	K	6-1	190	RFr.	New Lenox, Ill.	(Providence Catholic)
94	Jack McIntee #	DE	6-2	248	Jr.	Three Rivers, Mich.	(Defiance) (Three Rivers)
95	Odell Miller	TE	6-3	250	RFr.	Kalamazoo, Mich.	(Gull Lake)
96	Jason Evans #	K	5-10	178	RFr.	Oswego, Ill.	(Oswego East)
98	Jarrell McKinney •••	DE	6-4	241	Sr.	Detroit, Mich.	(Cody)
99	Martin Diaz #	LS	5-10	196	RFr.	Miami, Fla.	(American Heritage)

- Walk ons

^ - Duplicate Numbers

• - Letters Earned

Head Coach: P.J. Fleck — Northern Illinois, 2004 (3rd)

Offensive Coordinator: Kirk Ciarrocca (QB) — Temple, 1990 (3rd)

Defensive Coordinator: Ed Pinkham (DB) — Allegheny College, 1975 (3rd)

Special Teams Coordinator: Rob Wenger — Colgate, 2008 (3rd)

Assistants: Brian Callahan (OL) — Eastern Illinois, 1992 (3rd); Matt Simon (WR) — Northern Illinois, 2008 (2nd);

Mike Hart (RB) — Michigan, 2008 (2nd); Bill Kenney (TE/OT) — Norwich, 1981 (3rd);

Tim McGarigle (LB) — Northwestern, 2006 (4th); Vinson Reynolds (DL) — Northern Illinois, 2004 (3rd);

Dan Nichol (S&C) — Springfield College, 2002 (2nd)

Graduate Assistants: Nick Hennessey (2nd), D.J. Pirkle (3rd), Greg Harbaugh Jr. (1st), Daniel Collins (1st)

Director of Football Operations: Jessica Larmony — Rutgers, 2009 (3rd)

Recruiting Coordinator: Andy Howell — Ohio, 2010 (1st)

Athletic Trainer: Arno Rheinberger — (2nd)

Football Video Coordinator: Matt Childers — Idaho, 2009 (2nd)

Football Equipment Manager: Taylor Jorgensen — Western Michigan, 2008 (4th)



OFFENSE

WR X	84 15	Corey Davis Carrington Thompson	6-3 • 205 • Jr. • Wheaton, Ill. (Wheaton-Warrenville South) 6-2 • 162 • R.Jr. • Houston, Tex. (Northwood University)
SUPER	8 86	Daniel Braverman Keishawn Watson	5-10 • 177 • R.Jr. • Miramar, Fla. (University) 6-0 • 185 • Fr. • Wheaton, Ill. (Wheaton Warrenville South)
LT	70 78	Willie Beavers Elliot Jordan	6-5 • 309 • Sr. • Lathrup Village, Mich. (Southfield Lathrup) 6-7 • 279 • R.Fr. • Kentwood, Mich. (East Kentwood)
LG	65 63 OR 66	Jackson Day Kristof Ifkovits Wesley French	6-3 • 292 • Jr. • Granger, Ind. (Mishawaka Penn) 6-4 • 300 • RSo. • Chicago, Ill. (Geurin College Prep) 6-5 • 300 • Fr. • Benton Harbor, Mich. (St. Joseph)
C	52 65	John Keenoy Jackson Day	6-2 • 282 • Fr. • Kentwood, Mich. (East Kentwood) 6-3 • 292 • Jr. • Granger, Ind. (Mishawaka Penn)
RG	72 75	Taylor Moton Zach Novoselsky	6-5 • 316 • R.Jr. • Okemos, Mich. (Okemos) 6-5 • 292 • So. • Lincolnshire, Ill. (Adlai E. Stevenson)
RT	77 64	Chukwuma Okorafor Jon Jackson	6-5 • 275 • So. • Southfield, Mich. (Southfield) 6-3 • 307 • Sr. • Detroit, Mich. (Cass Tech)
TE Y	85 36	Donnie Ernsberger Jeremiah Mullinax	6-2 • 246 • So. • Battle Creek, Mich. (Lakeview) 6-5 • 245 • Sr. • Lincoln Park, Mich. (Southgate Anderson)
WR Z	9 83	Kendrick Roberts Michael Henry	6-3 • 209 • Sr. • Flint, Mich. (Southwestern Academy) 5-10 • 186 • Jr. • Flint, Mich. (Northwestern Prep Academy)
QB	11 13 OR 16	Zach Terrell Tom Flacco Jon Wassink	6-4 • 209 • R.Jr. • Fort Wayne, Ind. (Homestead) 6-1 • 185 • Fr. • Voorhees, N.J. (Eastern) 6-3 • 195 • Fr. • Grand Rapids, Mich. (South Christian)
RB	31 32 OR 5	Jarvion Franklin Jamauri Bogan Levante Bellamy	6-0 • 220 • So./So. • Tinley Park, Ill. (Tinley Park) 5-7 • 174 • Fr./So. • Union, N.J. (Union) 5-11 • 185 • Fr./Fr. • Indianapolis, Ind. (Pike)

DEFENSE

LDE	5 53	Andre Turner Nathan Braster	6-4 • 250 • RSo. • Harper Woods, Mich. (Chandler Park Acad) 6-5 • 258 • So. • Fort Wayne, Ind. (Southside)
3T	8 15 OR 50	Cleveland Smith Jamar Simpkins Daniel Jackson	6-1 • 262 • Sr. • Miami, Fla. (North Miami Beach) 6-2 • 279 • Jr. • Miami, Fla. (Monsignor Pace) 6-3 • 250 • Fr. • Romeoville, Ill. (Plainfield East)
NT	68 91 OR 55	David Curle Ken Finley Nick Matich	6-2 • 291 • Jr. • Shelby Township, Mich. (Utica Eisenhower) 6-3 • 283 • Fr. • Muskegon, Mich. (Muskegon) 6-2 • 282 • So. • Clarkston, Mich. (Clarkston)
RDE	98 12 OR 33	Jarrell McKinney Keion Adams Eric Assoua	6-4 • 241 • Sr. • Detroit, Mich. (Cody) 6-3 • 230 • Jr. • Salisbury, N.C. (Salisbury) 6-2 • 230 • Fr. • Silver Spring, Md. (St. John's)
SAM	11 4	Austin Lewis Edward Rolle	6-3 • 230 • RSo. • Terre Haute, Ind. (North Vigo) 6-2 • 204 • Jr. • Miami, Fla. (Carol City)
MIKE	10 OR 42 40	Robert Spillane Jason Sylva Grant Depalma	6-2 • 235 • So. • Oak Park, Ill. (Fenwick) 6-2 • 230 • R.Jr. • Franklin, Mass. (Dean College) 5-9 • 218 • R.Sr. • Arlington Heights, Ill. (Rose-Hulman)
WILL	20 4	Caleb Bailey Edward Rolle	6-0 • 236 • RSo. • Romeoville, Ill. (Romeoville) 6-2 • 204 • Jr. • Miami, Fla. (Carol City)
CB	14 18	Darius Phillips Sam Beal	5-10 • 184 • RSo. • Dearborn Heights, Mich. (Robichaud) 6-2 • 195 • Fr. • Grand Rapids, Mich. (Ottawa Hills)
FS	6 17	Asantay Brown Justin Ferguson	6-0 • 198 • So. • Muskegon, Mich. (Mona Shores) 6-2 • 192 • R.Jr. • Pembroke Pines, Fla. (Notre Dame)
SS	1 22	Rontavious Atkins Justin Sears-Motley	6-0 • 207 • R.Sr. • Pahokee, Fla. (Pahokee) 5-10 • 194 • Jr. • Virginia Beach, Va. (Landstown)
CB	7 24	Ronald Zamort Ian Thomas	5-10 • 174 • Sr. • Delray Beach, Fla. (Atlantic) 6-0 • 198 • R.Jr. • Reisertown, Md. (Rutgers)

SPECIAL TEAMS

KO	39 45	Derrick Mitchell Andrew Haldeman	6-2 • 203 • R.Fr. • Paw Paw, Mich. (Paw Paw) 5-10 • 180 • Sr. • Ferndale, Mich. (Wayland Union)
PK	45 39	Andrew Haldeman Derrick Mitchell	5-10 • 180 • Sr. • Ferndale, Mich. (Wayland Union) 6-2 • 203 • R.Fr. • Paw Paw, Mich. (Paw Paw)
P	37 39	J. Schroeder Derrick Mitchell	6-0 • 203 • Sr. • Columbus, Ohio (St. Charles Prep) 6-2 • 203 • R.Fr. • Paw Paw, Mich. (Paw Paw)
HOLD	37 39	J. Schroeder Derrick Mitchell	6-0 • 203 • Sr. • Columbus, Ohio (St. Charles Prep) 6-2 • 203 • R.Fr. • Paw Paw, Mich. (Paw Paw)

SNAP	43 99	Wyatt Pfeifer Martin Diaz	6-2 • 239 • So. • Delaware, Ohio (Buckeye Valley) 5-10 • 196 • R.Fr. • Miami, Fla. (American Heritage)
KR	14 31	Darius Phillips Jarvion Franklin	5-10 • 184 • RSo. • Dearborn Heights, Mich. (Robichaud) 6-0 • 220 • So./So. • Tinley Park, Ill. (Tinley Park)
PR	14 8	Darius Phillips Daniel Braverman	5-10 • 184 • RSo. • Dearborn Heights, Mich. (Robichaud) 5-10 • 177 • R.Jr. • Miramar, Fla. (University)

WMU FOOTBALL INDIVIDUAL RECORDS

RUSHING YARDS

CAREER	
4,219	Robert Sanford, 1997-00
4,190	Jerome Persell, 1976-78
3,671	Brandon West, 2006-09
3,341	Shawn Faulkner, 1980-83
3,045	Jim Vackaro, 1992-95
2,608	Bobby Howard, 1977-80
2,453	Mark Bonds, 2004-07
2,449	Larry Caper, 1979-82
2,384	Phil Reed, 2000-03
2,320	Jarvion Franklin 2014-15
2,018	Roger Lawson, 1969-71
2,010	Lewis Howard, 1984-87
2,000	Dan Matthews, 1973-75

SEASON

1,668	Shawn Faulkner, 1983
1,571	Robert Sanford, 2000
1,551	Jarvion Franklin, 2014
1,505	Jerome Persell, 1976
1,346	Jerome Persell, 1978
1,339	Jerome Persell, 1977
1,205	Roger Lawson, 1970
1,164	Brandon West, 2009
1,092	Robert Sanford, 1999
1,082	Mark Bonds, 2006
1,068	Lovell Coleman, 1958
1,054	Robert Davis, 1988
1,053	Phillip Reed, 2002
1,033	Robert Sanford, 1997
1,026	Brandon West, 2008
1,016	Darnell Fields, 1998
1,004	Trovon Riley, 2005

GAME

279	Lovell Coleman vs. Central Michigan, 1958
247	Sam Dunlap vs. Ohio Northern, 1916
241	Jerome Persell vs. Eastern Michigan, 1976

PLAY

95	Clarence Frendt vs. Detroit City, 1930 (TD)
89	Leland Davis vs. Marshall, 1954 (TD)
87	Horace Coleman vs. Toledo, 1941 (TD)
87	Lewis Howard vs. Marshall, 1984

RUSHING ATTEMPTS

CAREER	
842	Jerome Persell, 1976-78
838	Robert Sanford, 1997-00
761	Shawn Faulkner, 1980-83
732	Brandon West, 2006-09
625	Jim Vackaro, 1992-95

SEASON

394	Shawn Faulkner, 1983
309	Jerome Persell, 1978
306	Jarvion Franklin, 2014
293	Robert Sanford, 2000

GAME

47	Shawn Faulkner vs. Ball State, 1983
46	Jerome Persell vs. Ball State, 1977
45	Tim Majerle vs. Ohio, 1966

PASSING YARDS

CAREER	
11,329	Tim Hiller, 2005, 2007-09
11,299	Tim Lester, 1996-99
8,886	Alex Carder, 2009-12
8,717	Brad Tayles, 1989-92
8,274	Zach Terrell, 2013-current
6,148	Jay McDonagh, 1993-95
4,849	Jeff Welsh, 1997-01
4,699	Ryan Cubit, 2004-06
4,463	Chris Conklin, 1982-83, '85-86

SEASON

3,873	Alex Carder, 2011
3,725	Tim Hiller, 2008
3,639	Tim Lester, 1999
3,334	Alex Carder, 2010
3,311	Tim Lester, 1998
3,249	Tim Hiller, 2009
3,443	Zach Terrell, 2014
3,229	Zach Terrell, 2015
3,021	Tim Hiller, 2007
2,537	Jeff Welsh, 2000
2,465	Tony Kimbrough, 1988
2,462	Brad Tayles, 1992
2,397	Brad Tayles, 1990
2,189	Tim Lester, 1996
2,160	Chad Munson, 2002
	Tim Lester, 1997

GAME

548	Alex Carder at Toledo, 2011
479	Alex Carder at Connecticut, 2011
471	Tim Hiller at Central Michigan, 2008
450	Chad Munson vs. William & Mary, 2003
439	Alex Carder vs. Purdue, 2011
435	Tim Lester vs. Bowling Green, 1998
432	Tim Lester vs. Eastern Michigan, 1998
429	Alex Carder at Miami, 2011
410	Tim Hiller vs. Central Michigan, 2009
407	Tim Lester vs. Buffalo, 1999
405	Tim Lester vs. Florida, 1999
404	Alex Carder vs. Ball State, 2011
403	Alex Carder vs. Toledo, 2010
391	Jon Drach vs. Connecticut, 2003
391	Tim Lester vs. Wyoming, 1996
377	Tim Lester vs. Northern Illinois, 1998
376	Tim Lester vs. Ohio, 1998
375	Tim Hiller vs. Akron, 2007
374	Jeff Welsh vs. Michigan, 2001

PLAY

94	Jon Drach to Greg Jennings vs. Central Michigan, 2003 (TD)
89	Tim Hiller to Greg Jennings vs. Bowling Green, 2005 (TD)
87	Jamie Pass to Allan Boyko vs. Kent State, 1990 (TD)
84	Brad Tayles to Corey Sylve vs. Central Michigan, 1990 (TD)
84	Brad Tayles to John Morton vs. Ball State, 1992 (TD)

PASSING ATTEMPTS

CAREER	
1,608	Tim Hiller, 2005, 2007-09
1,507	Tim Lester, 1996-99

1,370

SEASON

522	Tim Hiller, 2008
502	Alex Carder, 2011
514	Tim Hiller, 2009
470	Tim Lester, 1999
458	Alex Carder, 2010
421	Tim Hiller, 2007
406	Tim Lester, 1998
376	Brad Tayles, 1992

GAME

66	Tim Hiller vs. Central Michigan, 2009
64	Alex Carder vs. Toledo, 2010
63	Tim Hiller at Buffalo, 2008
62	Tim Hiller vs. Ball State, 2009
59	Alex Carder at Toledo, 2011
58	Jeff Welsh vs. Michigan, 2001
57	Tyler Van Tubbergen at Kent State, 2012
57	Alex Carder vs. Purdue, 2011
57	Alex Carder at Miami, 2011
57	Tony Kimbrough vs. Fresno State, 1988
55	Tim Hiller vs. Buffalo, 2009
53	Alex Carder vs. Northern Illinois, 2010
53	Tim Hiller at Central Michigan, 2008
53	Brad Tayles vs. Toledo, 1992
52	Tim Lester vs. Eastern Michigan, 1998

PASS COMPLETIONS

CAREER	
1,013	Tim Hiller, 2005, 2007-09
875	Tim Lester, 1996-99
769	Alex Carder, 2009-12
663	Brad Tayles, 1989-92
627	Zach Terrell, 2013-current
529	Jay McDonagh, 1993-95
459	Ryan Cubit, 2004-06
382	Jeff Welsh, 1997-01

SEASON

339	Tim Hiller, 2008
330	Alex Carder, 2011
309	Tim Hiller, 2009
289	Alex Carder, 2010
282	Tim Lester, 1999
267	Tim Hiller, 2007
250	Zach Terrell, 2014
244	Zach Terrell, 2015
236	Tim Lester, 1998
207	Jeff Welsh, 2000

GAME

43	Alex Carder vs. Toledo, 2010
42	Tim Hiller at Buffalo, 2008
40	Tim Hiller, 2009
38	Alex Carder at Toledo, 2011
38	Tim Hiller at Central Michigan, 2008
37	Alex Carder at Connecticut, 2011
36	Alex Carder at Miami, 2011
36	Jeff Welsh vs. Michigan, 2001
34	Tim Hiller vs. Hofstra, 2009
34	Tim Hiller vs. Buffalo, 2009

Seventh all-time bowl appearance • Back to back bowl games for first time in WMU history



WMU FOOTBALL INDIVIDUAL RECORDS

Seventh all-time bowl appearance • Back to back bowl games for first time in WMU history

COMPLETION PCT.

CAREER	
.637	Zach Terrell, 2013-current
.633	Alex Carder, 2009-12
.629	Tim Hiller, 2005, 2007-09
.602	Ryan Cubit, 2004-06
.602	Jeff Welsh, 1997-01
.593	Jay McDonagh, 1993-95
.590	Jeff Welsh, 1997-01
.582	Ed Chlebek, 1959-61

SEASON

.679	Zach Terrell, 2014
.670	Jon Drach, 2003
.668	Zach Terrell, 2015
.657	Alex Carder, 2011
.653	Tim Hiller, 2005
.649	Tim Hiller, 2008
.642	Robbie Haas, 2005
.634	Tim Hiller, 2007
.631	Alex Carder, 2010
.629	Jeff Welsh, 2001
.615	Jay McDonagh, 1993
.614	Ryan Cubit, 2006
.609	Tyler Van Tubbergen, 2009
.602	Ryan Cubit, 2005
.601	Tim Hiller, 2009
.600	Tim Lester, 1999

TOUCHDOWN PASSES

CAREER	
99	Tim Hiller, 2005, 2007-09
87	Tim Lester, 1996-99
74	Alex Carder, 2009-12
61	Zach Terrell, 2013-current
49	Brad Tayles, 1989-92
45	Jay McDonagh, 1993-95
35	Norm Harris, 1948-50
34	Jeff Welsh, 1997-01

SEASON

36	Tim Hiller, 2008
34	Tim Lester, 1999
31	Alex Carder, 2011
30	Alex Carder, 2010
27	Zach Terrell, 2015
26	Zach Terrell, 2014
23	Tim Hiller, 2009
22	Tim Lester, 1998
20	Tim Hiller, 2007
20	Tim Hiller, 2005
19	Tony Kimbrough, 1988
18	Norm Harris, 1949; Chad Munson, 2003

GAME

7	Alex Carder at Toledo, 2011
6	Tyler Van Tubbergen vs. Akron, 2011
6	Chad Munson vs. William & Mary, 2003
5	Tyler Van Tubbergen vs. Massachusetts, 2012
5	Alex Carder at Connecticut, 2011
5	Alex Carder at Akron, 2010
5	Alex Carder vs. Nicholls State, 2010
5	Tim Hiller vs. Ball State, 2005
5	Jon Drach vs. Central Michigan, 2003
5	Jeff Welsh vs. Illinois State, 2001
5	Tim Lester vs. Youngstown State, 1999
5	Norm Harris vs. Central Michigan, 1949

INTERCEPTIONS THROWN

CAREER	
67	Brad Tayles, 1989-92
SEASON	
25	Brad Tayles, 1989
GAME	
6	Brad Tayles vs. Central Michigan, 1989

RECEPTIONS

CAREER	
306	Jordan White, 2007, 2009-11 ^
260	Jamarko Simmons, 2005-08
238	Greg Jennings, 2002-05
235	Steve Neal, 1997-00
227	Corey Davis, 2013-current
207	Daniel Braverman, 2013-current
190	Juan Nunez, 2007-10
163	Kendrick Mosley, 1999-03
157	Andre Wallace, 1991-94
151	Robert Arnheim, 2008-11
150	Josh Bush, 1998-01

SEASON

140	Jordan White, 2011
104	Jamarko Simmons, 2008
103	Daniel Braverman, 2015
98	Greg Jennings, 2005
94	Jordan White, 2010
91	Juan Nunez, 2010
86	Daniel Braverman, 2014
84	Jamarko Simmons, 2007
82	Corey Davis, 2015
78	Corey Davis, 2014
77	Kendrick Mosley, 2003
74	Greg Jennings, 2004
74	Steve Neal, 1999
71	Tony Knox, 1996

GAME

16	Jordan White at Toledo, 2011
16	Greg Jennings at Virginia, 2005
16	Jamie Hence vs. Ohio, 1987
15	Tony Knox vs. West Virginia, 1997
14	Daniel Braverman vs. Murray State, 2015
14	Jordan White at No. 24 Illinois, 2011
14	Juan Nunez at Central Michigan, 2010
14	Jordan White vs. Northern Illinois, 2010
14	Jamarko Simmons vs. Indiana, 2007
14	Jamarko Simmons at West Virginia, 2007
14	Steve Neal vs. Toledo, 1999

^ MAC Record

RECEIVING YARDS

CAREER	
4,187	Jordan White, 2007, 2009-11^
3,602	Corey Davis, 2013-current
3,599	Steve Neal, 1997-00
3,539	Greg Jennings, 2002-05
3,019	Jamarko Simmons, 2005-08
2,456	Corey Alston, 1997-00
2,402	Daniel Braverman, 2013-current
2,337	Juan Nunez, 2007-10
2,042	Kendrick Mosley, 1999-03
1,957	Allan Boyko, 1987-90

SEASON

1,911	Jordan White, 2011 ^
1,408	Corey Davis, 2014
1,378	Jordan White, 2010
1,276	Jamarko Simmons, 2008
1,270	Daniel Braverman, 2015
1,259	Greg Jennings, 2005
1,253	Corey Davis, 2015
1,121	Steve Neal, 1998
1,113	Steve Neal, 1999
1,092	Greg Jennings, 2004
1,050	Greg Jennings, 2003
1,032	Juan Nunez, 2010
1,019	Kendrick Mosley, 2003

GAME

265	Jordan White vs. Purdue, 2011 %
263	Corey Alston vs. Eastern Michigan, 1997
244	Greg Jennings vs. Ball State, 2005
238	Jordan White at Toledo, 2011
212	Corey Davis vs. Ohio, 2014
203	Bob Phillips vs. Ohio, 1981
192	Juan Nunez at Akron, 2010
186	Kelly Spielmaker vs. Toledo, 1983
184	Steve Neal vs. Eastern Michigan, 1998
181	Jamie Hence vs. Ohio, 1987
180	Jordan White vs. Northern Illinois, 2010

^ MAC Record

% MAC and WMU Bowl Record

TOUCHDOWN RECEPTIONS

CAREER	
39	Greg Jennings, 2002-05
32	Corey Davis, 2013-current
32	Jordan White, 2007, 2009-11
27	Steve Neal, 1997-00
25	Corey Alston, 1997-00
24	Juan Nunez, 2007-10
20	Branden Ledbetter, 2005-08
19	Allan Boyko, 1987-90
18	Daniel Braverman, 2013-current
17	Jamarko Simmons, 2005-08

SEASON

17	Jordan White, 2011
14	Greg Jennings, 2005
14	Greg Jennings, 2003
12	Daniel Braverman, 2015
11	Corey Davis, 2015
11	Greg Jennings, 2004
11	Steve Neal, 1999
10	Allan Boyko, 1990
10	Juan Nunez, 2010
10	Jordan White, 2010

GAME

4	Greg Jennings vs. Ball State, 2005
3	Corey Davis vs. Ball State, 2015
3	Daniel Braverman, vs. Central Michigan, 2015
3	Jordan White at Toledo, 2011
3	Juan Nunez at Akron, 2010
3	Greg Jennings vs. Central Michigan, 2003
3	Steve Neal vs. Eastern Michigan, 1999
3	Steve Neal vs. Missouri, 1999
3	George Mesko vs. Central Michigan, 1949
3	Al Bellile vs. West Texas State, 1968



www.wmubroncos.com/football



www.facebook.com/WMUFootball



@WMU_Football



www.YouTube/WMUAthletics



WMUFootball

WMU FOOTBALL INDIVIDUAL RECORDS

ALL-PURPOSE YARDS

CAREER	
7,764	Brandon West, 2006-09
5,093	Greg Jennings, 2002-05
4,705	Jordan White, 2007, 2009-11
4,609	Robert Sanford, 1997-00
4,446	Jim Vackaro, 1992-95
4,394	Jerome Persell, 1975-78
3,812	Cliff Reed, 1981-84

SEASON

2,358	Brandon West, 2009
2,160	Jordan White, 2011
2,119	Brandon West, 2007
1,943	Brandon West, 2008
1,889	Shawn Faulkner, 1983
1,734	Greg Jennings, 2003
1,623	Robert Sanford, 2000
1,576	Tony Knox, 1996
1,561	Jerome Persell, 1976

GAME

346	Brandon West vs. Indiana, 2007
330	Tony Knox vs. West Virginia, 1996
296	Benny Clark vs. Kent, 1998
291	Brandon West at Iowa, 2007
282	Brandon West vs. Buffalo, 2009
279	Greg Jennings vs. Connecticut, 2003
279	Lovell Coleman vs. Central Michigan, 1958
276	Paul Agema vs. Akron, 1990

TOTAL OFFENSE

CAREER	
11,220	Tim Hiller, 2005, 2007-09
11,081	Tim Lester, 1996-99
9,116	Alex Carder, 2009-12
9,071	Brad Tayles, 1989-92
8,641	Zach Terrell, 2013-current
6,915	Jay McDonagh, 1993-95
4,805	Jeff Welsh, 1997-01
4,599	Ryan Cubit, 2004-06
4,190	Jerome Persell, 1976-78
4,109	Chris Conklin, 1982-83, 1985-86
4,078	Chad Munson, 2002-03
4,055	Tony Kimbrough, 1987-88

SEASON

4,143	Alex Carder, 2011
3,727	Tim Hiller, 2008
3,703	Zach Terrell, 2014
3,604	Tim Lester, 1999
3,560	Alex Carder, 2010
3,332	Zach Terrell, 2015
3,262	Tim Lester, 1998
3,148	Tim Hiller, 2009
2,952	Tim Hiller, 2007
2,610	Tony Kimbrough, 1988
2,605	Brad Tayles, 1990

GAME

564	Alex Carder at Toledo, 2011
478	Alex Carder at Connecticut, 2011
465	Tim Hiller at Central Michigan, 2008
464	Chad Munson vs. William & Mary, 2003
456	Alex Carder vs. Purdue, 2011

448	Alex Carder at Miami, 2011
447	Tim Lester vs. Bowling Green, 1998
440	Alex Carder vs. Ball State, 2011
432	Tim Lester vs. Buffalo, 1999
431	Tony Kimbrough vs. Fresno State, 1988
426	Tim Lester vs. Eastern Michigan, 1998
413	Tim Lester vs. Wyoming, 1996

TOTAL OFFENSIVE PLAYS

CAREER	
1,773	Tim Hiller, 2005, 2007-09
1,747	Tim Lester, 1996-99
1,675	Brad Tayles, 1989-92
1,441	Alex Carder, 2009-12
1,211	Jay McDonagh, 1993-95
1,178	Zach Terrell, 2013-present

SEASON

630	Alex Carder, 2011
567	Alex Carder, 2010
560	Tim Hiller, 2008
553	Tim Hiller, 2009
525	Tim Lester, 1999
476	Tim Lester, 1998
471	Tim Hiller, 2007
444	Brad Tayles, 1992
441	Jay McDonagh, 1995
439	Zach Terrell, 2015

GAME

86	Tim Lester @ MAC Championship, 1999
84	Chad Munson vs. Central Michigan, 2002
79	Alex Carder vs. Toledo, 2010
74	Tony Kimbrough vs. Fresno State, 1988
72	Chad Munson vs. Bowling Green, 2002
71	Alex Carder vs. Purdue, 2011
71	Chad Munson vs. UCF, 2002

TOUCHDOWNS

CAREER	
43	Robert Sanford, 1997-00
39	Jerome Persell, 1976-78
32	Jordan White, 2007, 2009-11
32	Brandon West, 2006-09
32	Walt Olsen, 1916-17, 1919
32	Corey Davis, 2013-current
30	Jarvion Franklin, 2013-current
30	Lovell Coleman, 1957-59

SEASON

25	Jarvion Franklin, 2014
19	Sam Dunlap, 1916
19	Jerome Persell, 1976
18	Robert Sanford, 2000
17	Jordan White, 2011
17	Walt Olsen, 1916

GAME

8	Walt Olsen vs. Grand Rapids Veterinary, 1916
7	Sam Dunlap vs. Ohio Northern, 1916
4	nine times, last Jamauri Bogan, 2015

TOTAL POINTS

CAREER	
333	John Potter, 2008-11
328	Andrew Haldeman, 2012-current

307	Brad Selent, 1997-00
258	Robert Sanford, 1997-00
253	Walt Olsen, 1916-17, 1919
240	Jerome Persell, 1976-78
239	Mike Prindle, 1981-84

SEASON

150	Jarvion Franklin, 2014
138	Walt Olsen, 1916
122	Sam Dunlap, 1916
118	Jerome Persell, 1976
108	Robert Sanford, 2000
107	John Potter, 2011
102	Jordan White, 2011
95	Andrew Haldeman, 2015
94	Lovell Coleman, 1950
94	Brad Selent, 1998

GAME

52	Walt Olsen vs. Grand Rapids Veterinary, 1916
42	Sam Dunlap vs. Ohio Northern, 1916
34	Walt Olsen vs. Michigan State Frosh, 1916

POINTS AFTER TOUCHDOWNS (P.A.T.)

CAREER	
184	John Potter, 2008-present
160	Andrew Haldeman, 2012-current
157	Brad Selent, 1997-00
105	John Creek, 1985-88

SEASON

57	John Potter, 2011
51	Andrew Haldeman, 2014
50	John Potter, 2010
47	Andrew Haldeman, 2015
47	Brad Selent, 2000
42	Andrew Haldeman, 2012
42	Nate Meyer, 2005
41	John Potter, 2008
41	Robert Menchinger, 2003
40	Brad Selent, 1998

GAME

10	Walt Olsen vs. Michigan State Frosh, 1916
10	Walt Olsen vs. Ohio Northern, 1916
9	John Potter vs. Akron, 2011
9	John Potter at Toledo, 2011
8	John Potter at Akron, 2010
8	Robert Menchinger vs. William & Mary, 2003
8	Brad Selent vs. Bowling Green, 1998
8	Brad Selent vs. Indiana State, 2000
7	Andrew Haldeman vs. Murray State, 2015
7	Andrew Haldeman at Ohio, 2015
7	Andrew Haldeman at Eastern Michigan, 2015
7	Andrew Haldeman vs. Massachusetts, 2012
7	Andrew Haldeman vs. Eastern Illinois, 2012
7	John Potter vs. Nicholls State, 2010
7	John Potter at Toledo, 2009
7	John Potter at Idaho, 2008
7	Nate Meyer vs. Ball State, 2005

CONSECUTIVE P.A.T.

CAREER	
129	John Potter, 2008-11 ^
71	John Creek, 1985-88

Seventh all-time bowl appearance • Back to back bowl games for first time in WMU history



WMU FOOTBALL INDIVIDUAL RECORDS

Seventh all-time bowl appearance • Back to back bowl games for first time in WMU history

66	Robert Menchinger, 2001-03
55	Mike Prindle, 1981-84
51	Andrew Haldeman, 2012-2014
48	Brad Selent, 1997-98
38	Alton Laupp, 1979-80

SEASON

57	John Potter, 2011
50	John Potter, 2010
47	Brad Selent, 2000
41	Robert Menchinger, 2003
40	Brad Selent, 1998

^ MAC Record

FIELD GOALS

CAREER

56	Andrew Haldeman, 2012-current
54	Mike Prindle, 1981-84
50	Brad Selent, 1997-00
47	John Potter, 2008-11
45	Jay Barresi, 1989-92
42	John Creek, 1985-88

SEASON

24	Mike Prindle, 1984
18	Brad Selent, 1998
17	Nate Meyer, 2006
17	Mike Prindle, 1982
16	Andrew Haldeman, 2015
16	Andrew Haldeman, 2013
16	John Potter, 2011
15	John Creek, 1988
15	Jay Barresi, 1989

GAME

7	Mike Prindle vs. Marshall, 1984 (9 att.)
6	Andrew Haldeman at Toledo, 2013 (6 att.)
4	Nate Meyer vs. Virginia, 2005 (4 att.)
4	Mike Prindle vs. Ohio, 1984 (4 att.)
4	Jay Barresi vs. Toledo, 1989 (4 att.)
4	Brad Selent vs. Ball State, 1998 (5 att.)

LONGEST

56	Mike Prindle vs. Northern Illinois, 1984
56	Brad Selent vs. Central Michigan, 1998
53	Brad Selent vs. Marshall, 1999
52	Andrew Haldeman at Ball State, 2012
52	Mike Canfield vs. Kent, 1972
51	Jay Barresi vs. Toledo, 1989

POINTS (KICKERS)

CAREER

333	John Potter, 2008-11
328	Andrew Haldeman, 2012-current
307	Brad Selent, 1997-00
239	Mike Prindle, 1981-84
231	John Creek, 1985-88

SEASON

107	John Potter, 2011
95	Andrew Haldeman, 2015
94	Brad Selent, 1998
90	Mike Prindle, 1984
87	Andrew Haldeman, 2014
86	John Potter, 2010
84	Nate Meyer, 2006

84	John Creek, 1988
79	Brad Selent, 1999
78	Nate Meyer, 2005
74	John Potter, 2008
72	Andrew Haldeman, 2012
71	Brad Selent, 2000
68	Andrew Haldeman, 2013
68	Mike Prindle, 1982
67	Kevin Knope, 1994

GAME

24	Mike Prindle vs. Marshall, 1984
20	Andrew Haldeman at Toledo, 2013
16	Andrew Haldeman at Eastern Michigan, 2015
15	Mike Prindle vs. Ohio, 1984
15	John Potter at Ball State, 2010
14	John Potter vs. Central Michigan, 2011
14	John Creek vs. Illinois State, 1988
13	Nate Meyer vs. Ball State, 2005
13	Alton Laupp vs. Eastern Michigan, 1980
13	Brad Selent vs. Northern Illinois, 1998

PUNTS

CAREER

230	J. Schroeder, 2012-current
225	Jim Klapthor, 1983-86
208	Ben Armer, 2008-11
207	Stu Jones, 1975-78
184	Jim Laney, 2005-07
177	Mike Prindle, 1981-83

SEASON

77	J. Schroeder, 2013
77	Jim Klapthor, 1985
72	Adam Anderson, 2003
67	Jim Klapthor, 1986
67	Mike Prindle, 1982

GAME

12	Mike Prindle vs. Miami, 1982
11	Adam Anderson vs. Michigan State, 2003

GAME (LONGEST)

86	Dale Morris vs. Butler, 1938
86	Dale Livingston vs. Kent, 1966
83	Leslie Gratton vs. Washington (Mo.), 1950
82	J. Schroeder vs. Massachusetts, 2012

PUNT AVERAGE

CAREER

41.1	J. Schroeder 2012-current (230 for 9,464)
41.0	Jim Laney, 2005-07
40.8	Todd Rawsthorne, 1990-91
40.7	Adam Anderson, 2001-03
40.4	Ben Armer, 2008-11
40.0	J. Schroeder, 2012-current
39.9	Dale Livingston, 1965-66
39.4	Leslie Gratton, 1948-50

SEASON

43.9	Jim Laney, 2007 (62 for 2720 yards)
43.9	Adam Anderson, 2003 (72-3162)
43.3	Dale Livingston, 1967 (49-2123)
43.1	J. Schroeder, 2014 (51-2196)
42.9	Todd Rawsthorne, 1990 (35-1502)
42.8	J. Schroeder, 2014 (58-2,484)

42.1	J. Schroeder, 2015 (39-1642)
41.2	Ben Armer, 2010 (57-2349)
41.1	Jim Klapthor, 1985 (77-3161)

GAME (minimum of two [2] punts)

66.0	J. Schroeder vs. UMass, 2012 (2 for 132 yards)
52.6	Jim Klapthor vs. Bowling Green, 1986 (5-263)
52.0	Ben Armer vs. Ohio, 2008 (2-104)
51.0	J. Schroeder vs. Toledo, 2012 (4-204)
51.0	Ben Armer vs. Northern Illinois, 2010 (3-153)
50.7	Jim Laney at West Virginia, 2007 (7-355)
50.5	Ben Armer vs. Eastern Michigan, 2008 (2-101)
50.5	Todd Rawsthorne vs. Akron, 1991 (4-202)
49.9	Dale Livingston vs. BYU, 1967 (6-299)
49.8	Adam Anderson vs. N. Illinois, 2003 (6-299)

PUNT RETURNS

CAREER

83	Dave Kribs, 1937-39
69	Josh Bush, 1998-01
68	Greg Williams, 1975-78
68	Reggie Hinton, 1979-81

SEASON

39	Dave Kribs, 1938
38	Kendrick Mosley, 2003
35	Josh Bush, 2000

GAME

9	Kendrick Mosley vs. Central Michigan, 2003
9	Dave Kribs vs. Akron, 1938
7	Dave Kribs vs. Detroit, 1938
7	George Bedner vs. Kent, 1961

PUNT RETURN YARDS

CAREER

869	Kendrick Mosley, 1999-03
786	Josh Bush, 1998-01
611	Greg Williams, 1975-78
558	Reggie Hinton, 1979-81

SEASON

526	Josh Bush, 2000
440	Kendrick Mosley, 2002
256	Dave Hallabrin, 1971

GAME

160	Kendrick Mosley vs. C. Michigan, 2003 (9)
151	Paul Agema vs. Akron, 1990 (6 att.)
138	Kendrick Mosley vs. Buffalo, 2002 (5)
	Steve Neal vs. Kent, 1997 (5)

PLAY

95	Paul Agema vs. Akron, 1990 (TD)
89	Wesley Cates vs. Bowling Green, 1974 (TD)
84	Steve Neal vs. Kent, 1997 (TD)

KICKOFF RETURNS

CAREER

127	Brandon West, 2006-09
75	Cliff Reed, 1981-84
71	Elan Banks, 1991-94



WMU FOOTBALL INDIVIDUAL RECORDS

SEASON		435
42	Brandon West, 2009	406
41	Dervon Wallace, 2011	382
37	Rashad McDade, 1999	346
35	Brandon West, 2007	339
32	Darius Phillips, 2015	334
31	Greg Jennings, 2003	313
28	Brandon West, 2008	310
27	Cliff Reed, 1984	310
25	Darius Phillips, 2014	309
25	Allan Boyko, 1988	305
25	Tony Knox, 1996	305
25	Ronald Rogers, 2001	302
		302

GAME		SEASON
8	Dervon Wallace at Toledo, 2011	192
7	Brandon West vs. Central Michigan, 2009	186
7	Rashad McDade vs. Eastern Michigan, 1999	182
7	Lewis Howard vs. Bowling Green, 1985	
6	11 times	

KICKOFF RETURN YARDS

CAREER		
3,118	Brandon West, 2006-09	
1,737	Cliff Reed, 1981-84	
1,607	Elan Banks, 1991-94	
1,541	Darius Phillips, 2014-current	
1,412	Allan Boyko, 1987-90	

CAREER (AVERAGE)		
27.8	Lovell Coleman, 1957-59	

SEASON		
1,015	Dervon Wallace, 2011	
960	Brandon West, 2009	
906	Brandon West, 2007	
898	Rashad McDade, 1999	
792	Darius Phillips, 2014	
749	Darius Phillips, 2015	
690	Tony Knox, 1996	
669	Greg Jennings, 2003	
637	Brandon West, 2008	
618	Allan Boyko, 1988	
615	Brandon West, 2006	
608	Cliff Reed, 1984	

GAME		
212	Brandon West vs. Indiana, 2007 (5 att.)	
195	Rashad McDade vs. Youngstown St., 1999 (3)	
188	Dervon Wallace at Michigan, 2011 (6)	
177	Dervon Wallace at Toledo, 2011 (8)	
165	Jim Bednar vs. Utah State, 1961 (4)	
161	Brandon West at Indiana, 2009 (6)	
158	Brandon West at Florida State, 2006 (4)	
156	Tony Knox vs. West Virginia, 1996 (5)	

PLAY		
100	Tyrone Walker vs. Eastern Michigan, 2002 (TD)	
100	Lovell Coleman vs. Marshall, 1957 (TD)	
100	Lovell Coleman vs. Bowling Green, 1958 (TD)	
99	Rashad McDade vs. Youngstown St., 1999 (TD)	
99	Mike Wood vs. Ball State, 1972 (TD)	

TACKLES

CAREER		
696	John Offerdahl, 1982-85	

SEASON		
	Sean Mulhearn, 1987-90	
	Eric Hoffman, 1985-88	
	Peter Tuffo, 1990-94	
	Greg Igaz, 1969-71	
	Justin Currie, 2011-2014	
	John Schuster, 1978-81	
	Scott Niles, 1996-99	
	Louis Delmas, 2005-08	
	Dominic Riggio, 1971-73	
	Garrett Soldano, 1997-00	
	Willie Barrios, 1985-88	
	Tom Elias, 1969-71	
	Mark Garalczyk, 1984-86	
	Mario Evans, 1997-00	

SEASON		
192	John Offerdahl, 1983	
186	Eric Manns, 1978	
182	John Offerdahl, 1984	

GAME		
27	Willie Berrios vs. Central Michigan, 1987	
25	Greg Igaz vs. Brigham Young, 1970	
24	Van Dickerson vs. Central Michigan, 1977	
24	John Offerdahl vs. Ball State, 1984	

TACKLES FOR LOSS

CAREER		
75.0	Jason Babin, 2000-03	
66.0	Joel Smeenge, 1986-89	
50.5	Ameer Ismail, 2004-06	
45.0	Mark Garalczyk, 1984-86	
42.0	Roy Swoape, 1982-85	
39.0	Dion Powell, 1992-95	
37.0	Rick Lucas, 1994-97	

SEASON		
33.0	Jason Babin, 2003	
26.0	Jason Babin, 2002	
25.5	Ameer Ismail, 2006	
23.0	Joel Smeenge, 1989	
22.0	Roy Swoape, 1985	
20.5	Drew Nowak, 2011	
20.0	Ameer Ismail, 2005	
20.0	Joel Smeenge, 1988	

GAME		
9.0	Roy Swoape vs. Kent, 1984 (40 yds.)	
6.5	Ameer Ismail at Ball State, 2006 (41)	
6.0	Mark Garalczyk vs. Toledo, 1985 (31)	

SACKS

CAREER		
38.0	Jason Babin, 2000-03	
34.0	Joel Smeenge, 1986-89	

SEASON		
17.0	Ameer Ismail, 2006	
15.0	Jason Babin, 2003	
15.0	Jason Babin, 2002	
14.0	Joel Smeenge, 1989	
13.0	Roy Swoape, 1985	

GAME		
6.0	Ameer Ismail at Ball State, 2006 (41 yds.)	

FORCED FUMBLES

CAREER		
18	Joel Smeenge, 1986-89	
17	John Offerdahl, 1982-85	
10	Bryan Lape, 1998, 2000-02	

SEASON		
6	Bryan Lape, 2001	
6	Joel Smeenge, 1988	
6	Joel Smeenge, 1989	
5	Jason Feldpausch, 2002	
5	John Offerdahl, 1984	
5	Joel Smeenge, 1987	
5	Terrence Moore, 2000	

GAME		
3	John Offerdahl vs. Marshall, 1984	
3	Roy Swoape vs. Kent, 1984	

RECOVERED FUMBLES

CAREER		
8	John Offerdahl, 1982-85	
7	Doug Kraus, 1986-89	
6	George Bullock, 1977-80	
6	Dave Knapp, 1979-82	
6	Sean Mulhearn, 1987-90	

SEASON		
5	Doug Kraus, 1988	
5	Paul Johnson, 1988	
5	Sean Mulhearn, 1989	
4	seven times	

GAME		
3	Trevor Ishmael vs. Akron, 2011	
3	Rich Townsend vs. Northern Illinois, 1978	
3	George Bullock vs. Central Michigan, 1979	
3	Paul Johnson vs. Northern Illinois, 1988	

INTERCEPTIONS

CAREER		
24	Dave Kribs, 1937-39	
15	Floyd Stollsteimer, 1951-53	
15	Ron Karlis, 1970-72	
14	Ronald Rogers, 1997-01	

SEASON		
11	Dave Kribs, 1939	
9	Dave Kribs, 1938	
9	Bill Yambrick, 1942	
9	Floyd Stollsteimer, 1951	

GAME		
4	Bill Yambrick vs. Wayne State, 1942	
4	Sam Antonazzo vs. Marshall, 1968	
3	Tony Carr vs. Eastern Michigan, 2002	
3	Dave Gapinski vs. Ohio, 1976	
3	Dick Trudeau vs. West Texas State, 1966	
3	George Ihler vs. Marshall, 1962	

INTERCEPTION RETURN YARDS

CAREER		
313	Ron Karlis, 1970-72	
229	Dave Hudson, 1966-68	
223	Floyd Stollsteimer, 1951-53	

Seventh all-time bowl appearance • Back to back bowl games for first time in WMU history



WMU FOOTBALL INDIVIDUAL/TEAM RECORDS

SEASON	
247	Ron Karlis, 1972
154	Floyd Stollsteimer, 1951
149	Marty Barski, 1966

GAME	
109	Sam Antonazzo vs. Marshall, 1968
108	Eric Nunlee vs. Kent, 1996
106	Londen Fryar vs. Toledo, 2006
100	Vern Brown vs. Brigham Young, 1970
100	Eric Manns vs. Ball State, 1978

PLAY	
100	Vern Brown vs. Brigham Young, 1970 (TD)
99	Dick Bezile vs. Marshall, 1959 (TD)
92	Londen Fryar vs. Toledo, 2006 (TD)
87	Greg Williams vs. Northern Illinois, 1976 (TD)

PASS DEFLECTIONS

CAREER	
45	Donald Celiscar, 2011-present
38	Ronald Rogers, 1997-01
33	Demetrius Jones, 1980-83
30	Vern Brown, 1969-71
29	Paul Davis, 1988-89; 1991-92
27	Londen Fryar, 2005-08
27	Mike Wood, 1971-73

SEASON	
20	Mike Wood, 1973
18	Ronald Zamort, 2013
17	Donald Celiscar, 2014
17	Ronald Zamort, 2014
16	Londen Fryar, 2007
14	Donald Celiscar, 2012
14	Vern Davis, 1969
14	Heron O'Neal, 1997
13	Vern Davis, 1969

GAME	
6	Londen Fryar vs. Akron, 2007
5	Donald Celiscar vs. Eastern Illinois, 2012
4	13 times

TOUCHDOWN SAVES

(Stat not kept after 1992)

CAREER	
15	Denny Robinson, 1984-87
12	Mike Gary, 1981-83
11	John Smith, 1973-76

SEASON	
10	Mike Gary, 1983
8	Willie Berrios, 1988

GAME	
3	Denny Robinson vs. Michigan State, 1986
3	Paul Davis vs. Central Michigan, 1992

BLOCKED KICKS

CAREER	
5	Cory Flom, 2005-06
4	Drew Nowak, 2008-11
3	Nick Varcadipane, 2005-06
3	Paul Moersch, 2002-05
3	Demetrius Jones, 1980-83

3	Paul Davis, 1988-89
3	William Reed, 1996-98

SEASON	
4	Cory Flom, 2006
3	Paul Moersch, 2005
2	11 times

GAME	
2	Cory Flom at Indiana, 2006 (two FG's)
2	Bill Chopp vs. Michigan State, 1997 (punt)

Current Broncos appear in bold

TEAM RECORDS — GAME

MOST POINTS:	
103, vs. Hillsdale, 1918 (103-0)	

MOST POINTS, QUARTER:	
35, vs. Akron, 2011	
35, vs. Kent State, 1996	

LARGEST WIN:	
103, vs. Hillsdale, 1918 (103-0)	

LARGEST LOSS:	
58, vs. Florida State, 1991 (58-0)	

MOST POINTS ALLOWED:	
67, vs. Ohio, 1953 (67-12 loss)	

MOST RUSHING ATTEMPTS:	
88, vs. Marshall, 1970	

FEWEST RUSHING ATTEMPTS:	
16, at Michigan State, 2009	
16, vs. Toledo, 1999	

MOST RUSHING YARDS:	
495, vs. Grand Rapids Vet., 1916	

MOST RUSHING YARDS ALLOWED:	
494, at Northern Illinois, 2011	

FEWEST RUSHING YARDS ALLOWED:	
-21, vs. Southwestern Louisiana, 1994	

MOST PASSING YARDS:	
548, at Toledo, 2011	

FEWEST PASSING YARDS ALLOWED:	
0, vs. Ohio, 1997	

MOST PASS ATTEMPTS:	
66 vs. Central Michigan, 2009	

MOST PASS COMPLETIONS:	
43 vs. Toledo, 2010	

FEWEST PASS ATTEMPTS ALLOWED:	
3, vs. Ohio, 1997	

FEWEST PASS COMPLETIONS ALLOWED:	
0, vs. Ohio, 1997	

INTERCEPTIONS THROWN:	
7, vs. Miami, 1972	

MOST TOTAL YARDS:	
663, vs. Eastern Michigan, 1998	

MOST TOTAL YARDS ALLOWED:	
804, at Toledo, 2011	

FEWEST TOTAL YARDS ALLOWED:	
57, vs. Marshall, 1972	

MOST COMBINED TOTAL YARDS:	
1,439, at Toledo, 2011	

MOST PLAYS:	
105, vs. Toledo, 1992	

FEWEST PLAYS:	
39, vs. Kent State, 1966	

MOST FIRST DOWNS:	
36, vs. Eastern Michigan, 1998	

MOST FIRST DOWNS, RUSHING:	
25, vs. Marshall, 1970	

MOST FIRST DOWNS, PASSING:	
23, at Toledo, 2011	
20, vs. Purdue (Little Caesars Pizza Bowl, 2011	
20, vs. Central Michigan, 2009	
20, vs. Illinois State, 2001	
20, vs. Buffalo, 1999	
20, vs. Eastern Michigan, 1998	

MOST FIRST DOWNS, PENALTIES:	
7, vs. Arkansas State, 1968	

FEWEST FIRST DOWNS:	
0, vs. Detroit, 1939	

FEWEST FIRST DOWNS ALLOWED:	
1, vs. Illinois College, 1938	

FEWEST FIRST DOWNS, RUSHING:	
0, vs. Ball State, 1992	
0, vs. Idaho, 1972	

FEWEST FIRST DOWNS, PASSING:	
0, vs. Ohio, 1997	
0, vs. Central Michigan, 1973	
0, vs. Ball State, 1971	
0, vs. Central Michigan, 1970	

MOST FIELD GOALS:	
7, vs. Marshall, 1984	

MOST PAT KICKS:	
10, vs. Kent State, 1996	

MOST INTERCEPTIONS:	
7, vs. Marshall, 1968	

MOST FUMBLES LOST:	
5, five times	



WMU FOOTBALL TEAM/ATTENDANCE RECORDS

MOST FUMBLE RECOVERIES:

7, vs. Kent State, 1989
7, vs. Ohio, 1952

FEWEST PENALTIES:

0, vs. Marshall, 1999

FEWEST YARDS PENALIZED:

0, vs. Marshall, 1999

MOST PENALTIES:

16, vs. West Virginia, 1996

MOST YARDS PENALIZED:

163, vs. Marshall, 1969

LARGEST ATTENDANCE, HOME:

36,361 vs. Indiana State, 2000

LARGEST ATTENDANCE, ROAD:

109,837 vs. Michigan, 2001

TEAM RECORDS — SEASON

MOST WINS:

9 1988, 2000, 2008 seasons

FEWEST WINS:

1 1906, 1953, 1955, 1975, 2004, 2013 seasons

MOST LOSSES:

11 2013 season

FEWEST LOSSES:

0 1909, 1913, 1914, 1922, 1932, 1941 seasons

LONGEST WINNING STREAK:

12 1921-23 seasons

LONGEST UNBEATEN STREAK:

16 1921-23 seasons

LONGEST LOSING STREAK:

14 1974-75 seasons

MOST POINTS:

459 2011 season

FEWEST POINTS:

26 1906 season

MOST TOUCHDOWNS:

58 2011 season

FEWEST TOUCHDOWNS:

3 1939 season

MOST POINTS AFTER TOUCHDOWNS:

57 2011 season

FEWEST POINTS AFTER TOUCHDOWNS:

0 1934 season

MOST RUSH ATTEMPTS:

677 1976 season

FEWEST RUSH ATTEMPTS:

285 1953 season

MOST RUSHING YARDS:

3136 1976 season

FEWEST RUSHING YARDS:

863 1953 season

MOST PASS ATTEMPTS:

554 2011 season

FEWEST PASS ATTEMPTS:

77 1958 season

MOST PASS COMPLETIONS:

369 2011 season

FEWEST PASS COMPLETIONS:

19 1958 season

MOST INTERCEPTIONS THROWN:

26 1987 season

FEWEST INTERCEPTIONS THROWN:

5 1977 season

MOST PASSING YARDS:

4,385 2011 season

FEWEST PASSING YARDS:

524 1975 season

MOST YARDS LOST:

469 1973 season

FEWEST YARDS LOST:

137 1976 season

MOST TOTAL YARDS:

5,960 2011 season

FEWEST TOTAL YARDS:

1,506 1953 season

MOST OFFENSIVE PLAYS:

945 2011 season

FEWEST OFFENSIVE PLAYS:

320 1951 season

MOST FIRST DOWNS:

320 2011 season

FEWEST FIRST DOWNS:

73 1949 season

MOST FIRST DOWNS, RUSHING:

158 1976 season

FEWEST FIRST DOWNS, RUSHING:

47 1953 season

MOST FIRST DOWNS, PASSING:

204 2011 season

FEWEST FIRST DOWNS, PASSING:

12 1958 season

MOST FIRST DOWNS, PENALTIES:

30 1998 season

FEWEST FIRST DOWNS, PENALTIES:

2 1945, 1947, 1961 seasons

MOST DEFENSIVE INTERCEPTIONS:

30 1970 season

FEWEST DEFENSIVE INTERCEPTIONS:

2 1960 season

MOST FUMBLES:

46 1972, 1973 seasons

FEWEST FUMBLES:

14 2001 season

MOST FUMBLES LOST:

27 1972 season

FEWEST FUMBLES LOST:

6 1995 season

MOST PUNTS:

75 1973 season

FEWEST PUNTS:

23 1949 season

MOST PUNT YARDS:

3,181 2003 season

FEWEST PUNT YARDS:

803 1949 season

MOST KICKOFF RETURNS:

63 2011 season

FEWEST KICKOFF RETURNS:

12 1947 season

MOST KICKOFF RETURN YARDS:

1,409 2011 season

FEWEST KICKOFF RETURN YARDS:

265 1949 season

MOST PUNT RETURNS:

40 2002, 2003 seasons

FEWEST PUNT RETURNS:

5 1947 season

MOST PUNT RETURN YARDS:

567 2000 season

FEWEST PUNT RETURN YARDS:

60 1975 season

MOST RETURN YARDS:

1,658 2011 season

Seventh all-time bowl appearance • Back to back bowl games for first time in WMU history



WMU FOOTBALL TEAM/ATTENDANCE RECORDS

FEWEST RETURN YARDS:
27 1960 season

MOST PENALTIES:
92 1988, 2011 season

FEWEST PENALTIES:
39 1938 season

MOST PENALTY YARDS:
818 1988 season

FEWEST PENALTY YARDS:
373 1968 season

HIGHEST HOME ATTENDANCE, TOTAL:
134,368 1999 season (five games)

HIGHEST HOME ATTENDANCE, AVG .
26,874 1999 season

HIGHEST TOTAL (ALL GAMES):
395,826 2011 season

NCAA RECORDS SINGLE GAME

MOST RECEIVING YARDS, FRESHMAN:
263, Corey Alston vs. Eastern Michigan, 1997

MOST POINTS SCORED BY KICKING:
24, Mike Prindle vs. Marshall, 1984

MOST FIELD GOALS MADE:
7, Mike Prindle vs. Marshall, 1984

MOST FIELD GOALS ATTEMPTED:
9, Mike Prindle vs. Marshall, 1984

MOST SACKS IN A GAME:
6.0, Ameer Ismail at Ball State, 2006 (T)

CAREER

KICK RETURN YARDS:
3,118, Brandon West, 2006-09

ALL-PURPOSE YARDS:
7,764, Brandon West, 2006-09

(T) Tied record
Source: NCAA Football Records Book

WALDO STADIUM (crowds over 30,000)

36,361 Indiana State • (W) 2000 No. 3 MAC
36,102 Central Michigan • (W) 1999 No. 4 MAC
35,874 Youngstown State • (W) 1999 No. 5 MAC
35,107 Northern Illinois • (W) 1998 No. 6 MAC
33,976 Illinois State • (W) 2001 No. 10 MAC
33,272 Central Michigan (L) 1989
32,285 Central Michigan (W) 1988
32,255 Central Michigan (L) 1980
31,129 Indiana • (L) 2007
30,885 Michigan State • (L) 2015
30,848 Central Michigan (L) 1983
30,734 Western Illinois • (W) 1994

30,472 Marshall (L) 1999
30,327 Eastern Illinois • (L) 1996

Note: WMU owns two of the top four home attendance figures in MAC history and five of the top 10 home crowds.
• night games

AWAY (crowds over 50,000)

110,506 Michigan L 2011
109,837 Michigan L 2001
109,019 Michigan L 2009
107,856 Michigan L 2002
106,123 Ohio State L 2015
85,322 Florida L 1999
84,485 Nebraska L 2008
80,795 Notre Dame L 2010
78,236 Florida State L 2006
77,843 Wisconsin L 2000
76,107 Auburn L 1995
75,769 Michigan State L 2010
75,123 Michigan State L 1980
72,923 Michigan State L 2003
72,317 Michigan State L 1997
71,214 Michigan State L 2013
70,585 Iowa W 2007
67,195 Wisconsin L 1981
66,886 Iowa L 2013
65,907 Michigan State L 1986
65,115 Virginia Tech L 2004
63,829 Michigan State L 1985
60,913 Florida State L 1991
60,563 West Virginia L 2007
60,206 Missouri L 1999
59,679 Virginia W 2006
59,625 Virginia Tech L 2014
58,880 Rice * L 2008
55,650 Iowa W 2000
55,140 Purdue L 2002
54,120 Purdue L 1993
53,662 Virginia Tech L 2001
53,480 Missouri L 2007
50,137 South Carolina L 1979

* 2008 Texas Bowl - second highest bowl attendance in MAC history

WMU VS. RANKED OPPONENTS

(1-32 all-time)

11/8/47 @Illinois (No. 11) L, 14-60
9/21/63 @Wisconsin (No. 7) L, 0-41
11/3/73 Miami (No. 16) L, 9-24
11/2/74 @Miami (No. 16) L, 0-31
11/8/75 Miami (No. 17) L, 21-44
9/14/91 @Florida State (No. 1) L, 0-58
10/21/95 @Auburn (No. 13) L, 13-34
10/12/96 @Wyoming (No. 24) L, 28-42
9/6/97 @Michigan State (No. 25) L, 10-42
9/4/99 @Florida (No. 4) L, 26-55
12/3/99 Marshall** (No. 11) L, 30-34
8/31/00 @Wisconsin (No. 4) L, 7-19
9/8/01 @Virginia Tech (No. 9) L, 0-31
9/7/02 @Michigan (No. 7) L, 12-35
9/28/02 Virginia Tech (No. 5) L, 0-30
10/19/02 @Bowling Green (No. 25) L, 45-48

10/18/03 @Northern Illinois (No. 12) L, 10-37
9/3/05 @Virginia (No. 23) L, 19-31
9/1/07 @West Virginia (No. 3) L, 24-52
11/25/08 @Ball State (No. 15) L, 22-45
9/24/11 @Illinois (No. 24) L, 20-23
9/14/13 @Northwestern (No. 17) L, 17-38
11/26/13 @Northern Illinois (No. 18) L, 14-33
9/4/15 Michigan State (No. 5) L, 24-37
9/26/15 @Ohio State (No. 1) L, 12-38
11/27/15 @Toledo (No. 24) W, 35-30

** MAC Championship Game

Seventh all-time bowl appearance • Back to back bowl games for first time in WMU history



MID-AMERICAN CONFERENCE (2015 Standings)

WEST DIVISION

	OVERALL			MAC		
	W	L	PCT.	W	L	PCT.
Western Michigan	7	5	.583	6	2	.750
Toledo	9	2	.818	6	2	.750
Northern Illinois	8	5	.615	6	2	.750
Central Michigan	7	5	.583	6	2	.750
Ball State	3	9	.250	2	6	.333
Eastern Michigan	1	11	.083	0	8	.000

EAST DIVISION

	OVERALL			MAC		
	W	L	PCT.	W	L	PCT.
Bowling Green	10	3	.769	7	1	.875
Ohio	8	4	.667	5	3	.625
Akron	7	5	.583	5	3	.625
Buffalo	5	7	.417	3	5	.375
Kent State	3	9	.250	2	6	.250
Miami	3	9	.250	2	6	.250
UMass	3	9	.250	2	6	.250



#2/3 MICHIGAN STATE (2015 Record 12-1, 7-1 B1G)
Bowl Game: vs. Alabama (CFP Semifinal, Dec. 31)

SID: John Lewandowski
lewski2@ath.msu.edu



AT GEORGIA SOUTHERN (2015 Record 8-4, 6-2 Sun Belt)
Bowl Game: vs. Bowling Green (Go Daddy, Dec. 23)

SID: Bryan Johnston
bjohnston@georgiasouthern.edu



MURRAY STATE (2015 Record 3-8, 2-6 OVC)
Bowl Game: N/A

SID: Parker Griffith
pgriffith2@murraystate.edu



AT #1/1 OHIO STATE (2015 Record 11-1, 7-1 B1G)
Bowl Game: vs. Notre Dame (Fiesta Bowl, Jan. 1)

SID: Jerry Emig
emig.2@osu.edu



CENTRAL MICHIGAN (2015 Record 7-5, 6-2 MAC)
Bowl Game: vs. Minnesota (Quick Lane, Dec. 28)

SID: Rob Wyman
wyman1rd@cmich.edu



AT OHIO (2015 Record 8-4, 5-3 MAC)

SID: Anthony Reynolds
reynola1@ohio.edu



MIAMI (2015 Record 3-9, 2-6 MAC)
Bowl Game: N/A

SID: Dave Meyer
meyerd@miamioh.edu



AT EASTERN MICHIGAN (2015 Record 1-11, 0-8 MAC)
Bowl Game: N/A

SID: Greg Steiner
gsteiner2@emich.edu



BALL STATE (2015 Record 3-9, 2-6 MAC)
Bowl Game: N/A

SID: Michael Clark
maclark4@bsu.edu



BOWLING GREEN (2015 Record 10-3, 7-1 MAC)
Bowl Game: vs. Georgia Southern (Go Daddy, Dec. 23)

SID: Scott Swegan
swegan@bgsu.edu



AT NORTHERN ILLINOIS (2015 Record 8-5, 6-2 MAC)
Bowl Game: vs. Boise State (Poinsettia Bowl, Dec. 23)

SID: Donna Turner
donnaturner@niu.edu



AT #24/NRTOLEDO (2015 Record 9-2, 6-2 MAC)
Bowl Game: vs. Temple (Boca Raton Bowl, Dec. 22)

SID: Paul Helgren
paul.helgren@utoledo.edu

All times local to home teams
National Polls: Associated Press/USA Today

BOWL HISTORY

Bowl	Date	Opponent	Result	Attendance
Aviation	Dec. 9, 1961	New Mexico	L, 12-28	3,694
California	Dec. 10, 1988	Fresno State	L, 30-35	31,272
International	Jan. 6, 2007	Cincinnati	L, 24-27	26,717
Texas	Dec. 30, 2008	Rice	L, 14-38	58,880
Little Caesars Pizza	Dec. 27, 2011	Purdue	L, 32-37	46,177
Idaho Potato Bowl	Dec. 20, 2014	Air Force	L, 24-38	18,223



1961 AVIATION BOWL

New Mexico 28, Western Michigan 12

Western Michigan made its postseason debut in the inaugural Aviation bowl on Dec. 9, 1961. The Broncos were led by quarterback Ed Chlebek, who completed 18 passes for 207 yards and one touchdown.

WMU fell behind 14-0 but bounced back on a Bob White scoring run from four yards out. New Mexico added two more scores before Chlebek found Dave Cooke in the end zone from five yards out for the final score of the game.



1988 CALIFORNIA BOWL

Fresno State 35, Western Michigan 30

Twenty-seven years after its first bowl trip, WMU made its second after winning the only outright Mid-American Conference title in program history and capturing a program-record nine wins.

For the second time in a bowl game, WMU fell behind by two scores but this time, the Broncos fought back to take a 17-14 lead into halftime. Robert Oliver hauled in a 31-yard pass from Tony Kimbrough for the team's first score. Robert Davis followed with a 51-yard scoring run to tie the game. It is still the longest rush in WMU bowl history. John Creek made good on his only field goal of the game to give the Broncos its first lead of the game.

Fresno State outscored the Broncos, 21-7, in the third quarter to put the game away. WMU's Kimbrough ran in a score from six yards out late in the game. He accounted for all but one of Western Michigan's touchdowns on the day.



2007 INTERNATIONAL BOWL

Cincinnati 27, Western Michigan 24

The Broncos played in the second inaugural bowl game in program history, taking on Big East opponent Cincinnati in the 2007 International Bowl. For the third time in as many postseason games, WMU fell behind 14-0 early and had to climb out from behind the eight ball.

Western Michigan eventually dug itself into a 24-point hole before getting its offense kick started. Cornerback E.J. Biggers and Jamarko Simmons connected on a 76-yard touchdown completion, the longest in WMU bowl history, for WMU's first score. The Broncos bounced back with another TD through the air, this time on a Ryan Cubit to Herb Martin hook up from 30 yards out. WMU scored 17 points in the second quarter to pull within a score at the break.

Brandon West tied the game at 24-all with a seven-yard run at the 10:53 mark of the fourth quarter, but the Bearcats punched in a 33-yard field goal to take the lead back four minutes later. A field goal attempt from 51 yards out went begging as the Broncos were dealt their closest bowl loss in program history.



2008 TEXAS BOWL

Rice 38, Western Michigan 14

Western Michigan played in front of the second-largest bowl crowd in Mid-American Conference history against Rice in the Texas Bowl. The game marked the second postseason appearance for the Broncos in the last three seasons.

Rice's offense put Western Michigan too far behind, scoring 24 points in the first half and 14 more in the second before the Broncos' first score. Tim Hiller found senior Kirk Elsworth from two yards out for WMU's first points of the game in the fourth quarter. He hooked up with Schneider Julien near the game's end for another touchdown, giving two on the day to tie a WMU bowl record.

2011 LITTLE CAESARS PIZZA BOWL



Purdue 37, Western Michigan 32

Western Michigan's offense was on the national stage in the program's fifth bowl game and third in the past six seasons. The Broncos posted 485 yards of offense in a narrow loss to Purdue in the 2011 Little Caesars Pizza Bowl.

Jordan White set a MAC bowl record with 265 receiving yards and his one-handed grab in the second half was the top play on that night's SportsCenter. Alex Carder threw for over 400 yards in a game for the fifth time in 2011, racking up 439 yards through the air but turnovers proved to be too costly for WMU in the end.

In all WMU set or matched 12 program bowl records in the LCPB and grabbed the Broncos' first ever lead in a bowl game on the first score of the game, a 49-yard pass from Carder to White on a flea flicker at the 9:14 mark of the opening quarter.



2014 FAMOUS IDAHO POTATO BOWL

Air Force 38, Western Michigan 24

Western Michigan's was rewarded with its sixth bowl appearance in program history after an historic turnaround from 1-11 to 8-4 heading into the bowl game. The Broncos displayed a prolific offense with Corey Davis setting a WMU bowl record with 176 yards receiving and 3 touchdown catches. He was named WMU's MVP for the game.

The Air Force Falcons proved to be a tough opponent and grinded out over 300 yards on the ground and were able to convert off of key Bronco turnovers to pull away in the game.

WMU FOOTBALL BOWL RECORDS

RUSHING YARDS

Brandon West	2007	International Bowl
Tony Kimbrough	1988	California Bowl
Robert Davis	1988	California Bowl
Zach Terrell	2014	Idaho Potato Bowl
Bob White	1961	Aviation Bowl
Bill Schlee	1961	Aviation Bowl
Jarvion Franklin	2014	Idaho Potato Bowl
Alex Carder	2011	Little Caesars Pizza Bowl
Tevin Drake	2011	Little Caesars Pizza Bowl
Antoin Scriven	2011	Little Caesars Pizza Bowl
Karl Toth	1961	Aviation Bowl
Dave Cooke	1961	Aviation Bowl
Brian Fields	2011	Little Caesars Pizza Bowl
Tyler Van Tubbergen	2011	Little Caesars Pizza Bowl
Paul Agema	1988	California Bowl

RUSHING ATTEMPTS

Brandon West	2007	International Bowl
Tony Kimbrough	1988	California Bowl
Brandon West	2008	Texas Bowl
Robert Davis	1988	California Bowl
Alex Carder	2011	Little Caesars Pizza Bowl
Jarvion Franklin	2014	Idaho Potato Bowl
Zach Terrell	2014	Idaho Potato Bowl
Bob White	1961	Aviation Bowl
Bill Schlee	1961	Aviation Bowl
Tevin Drake	2011	Little Caesars Pizza Bowl
Brian Fields	2011	Little Caesars Pizza Bowl
Paul Agema	1988	California Bowl
Aaron Winchester	2008	Texas Bowl
Karl Toth	1961	Aviation Bowl
Antoin Scriven	2011	Little Caesars Pizza Bowl
Tyler Van Tubbergen	2011	Little Caesars Pizza Bowl
Dervon Wallace	2011	Little Caesars Pizza Bowl
Schneider Julien	2008	Texas Bowl
Glenis Thompson	2008	Texas Bowl
Dave Cooke	1961	Aviation Bowl

RUSHING TDs

Tevin Drake	2011	Little Caesars Pizza Bowl
Brandon West	2007	International Bowl
Bob White	1961	Aviation Bowl
Robert Davis	1988	California Bowl
Tony Kimbrough	1988	California Bowl

LONGEST RUSH

Robert Davis	1988	California Bowl	51 (TD)
--------------	------	-----------------	---------

PASSING YARDS

Alex Carder	2011	Little Caesars Pizza Bowl	439
Tony Kimbrough	1988	California Bowl	366
Zach Terrell	2014	Idaho Potato Bowl	297
Ryan Cubit	2007	International Bowl	260
Ed Chlebeck	1961	Aviation Bowl	207

PASSING ATTEMPTS

Alex Carder	2011	Little Caesars Pizza Bowl	57
Tony Kimbrough	1988	California Bowl	57
Ryan Cubit	2007	International Bowl	43
Tim Hiller	2008	Texas Bowl	42
Zach Terrell	2014	Idaho Potato Bowl	38
Ed Chlebeck	1961	Aviation Bowl	33

PASS COMPLETIONS

Alex Carder	2011	Little Caesars Pizza Bowl	31
Tony Kimbrough	1988	California Bowl	24
Ryan Cubit	2007	International Bowl	23
Zach Terrell	2014	Idaho Potato Bowl	19
Ed Chlebeck	1961	Aviation Bowl	18

COMPLETION PERCENTAGE

Ryan Cubit	2007	International Bowl	54.7
Ed Chlebeck	1961	Aviation Bowl	54.5
Alex Carder	2011	Little Caesars Pizza Bowl	54.4
Zach Terrell	2014	Idaho Potato Bowl	50.0
Tony Kimbrough	1988	California Bowl	42.1

PASSING TDs

Zach Terrell	2014	Idaho Potato Bowl	3
Alex Carder	2011	Little Caesars Pizza Bowl	3
Tim Hiller	2008	Texas Bowl	2
Tony Kimbrough	1988	California Bowl	2
Ryan Cubit	2007	International Bowl	1
EJ Biggers	2007	International Bowl	1
Ed Chlebeck	1961	Aviation Bowl	1

INTs

Tony Kimbrough	1988	California Bowl	0
Ed Chlebeck	1961	Aviation Bowl	1
Alex Carder	2011	Little Caesars Pizza Bowl	4

LONGEST COMPLETION

EJ Biggers	2007	International Bowl	76 (Simmons) (TD)
Tony Kimbrough	1988	California Bowl	55 (A. Boyko) (TD)

RECEIVING YARDS

Jordan White	2011	Little Caesars Pizza Bowl*265	
Corey Davis	2014	Idaho Potato Bowl	176
Jamarko Simmons	2007	International Bowl	172
Allan Boyko	1988	California Bowl	120
Robert Oliver	1988	California Bowl	119
Dennis Holland	1961	Aviation Bowl	114
Chleb Ravenell	2011	Little Caesars Pizza Bowl	70
Paul Agema	1988	California Bowl	53
Eric Monette	2011	Little Caesars Pizza Bowl	50
Allen Schau	1961	Aviation Bowl	47
Robert Arnheim	2011	Little Caesars Pizza Bowl	40
Bruce Boyko	1988	California Bowl	40
Bill Somerville	1961	Aviation Bowl	36
Robert Davis	1988	California Bowl	30
Dave Cooke	1961	Aviation Bowl	16
David Belle	1988	California Bowl	14
Brian Fields	2011	Little Caesars Pizza Bowl	12
Jim Bednar	1961	Aviation Bowl	10

* MAC Bowl Record

RECEPTIONS

Jordan White	2011	Little Caesars Pizza Bowl	13
Jamarko Simmons	2007	International Bowl	13
Chleb Ravenell	2011	Little Caesars Pizza Bowl	8
Corey Davis	2014	Idaho Potato Bowl	8
Daniel Braverman	2014	Idaho Potato Bowl	7
Robert Oliver	1988	California Bowl	7
Dennis Holland	1961	Aviation Bowl	7
Jamarko Simmons	2008	Texas Bowl	6
Brandon West	2008	Texas Bowl	6
Paul Agema	1988	California Bowl	6
Allan Boyko	1988	California Bowl	5

Seventh all-time bowl appearance • Back to back bowl games for first time in WMU history



WMU FOOTBALL BOWL RECORDS

Seventh all-time bowl appearance • Back to back bowl games for first time in WMU history

Dave Cooke	1961	Aviation Bowl
Allen Schau	1961	Aviation Bowl
Robert Arnheim	2011	Little Caesars Pizza Bowl
Eric Monette	2011	Little Caesars Pizza Bowl
Schneider Julien	2008	Texas Bowl
Bruce Boyko	1988	California Bowl
Brian Fields	2011	Little Caesars Pizza Bowl
Josh Schaffer	2011	Little Caesars Pizza Bowl
Juan Nunez	2008	Texas Bowl
Robert Davis	1988	California Bowl
Louis Delmas	2008	Texas Bowl
Kirk Elsworth	2008	Texas Bowl
Branden Ledbetter	2008	Texas Bowl
David Belle	1988	California Bowl
Jim Bednar	1961	Aviation Bowl
Bill Somerville	1961	Aviation Bowl

RECEIVING TDs

Corey Davis	2014	Idaho Potato Bowl
Chleb Ravenell	2011	Little Caesars Pizza Bowl
Josh Schaffer	2011	Little Caesars Pizza Bowl
Jordan White	2011	Little Caesars Pizza Bowl
Kirk Elsworth	2008	Texas Bowl
Schneider Julien	2008	Texas Bowl
Herb Martin	2007	International Bowl
Jamarko Simmons	2007	International Bowl
Robert Davis	1988	California Bowl
Robert Oliver	1988	California Bowl
Dave Cooke	1961	Aviation Bowl

LONGEST RECEPTION

Jamarko Simmons	2007	International Bowl	76 (TD)
Allan Boyko	1988	California Bowl	55 (TD)

FG ATTEMPTS

Nate Meyer	2007	International Bowl	2
John Creek	1988	California Bowl	2

FG MADE

John Potter	2011	Little Caesars Pizza Bowl	1
Nate Meyer	2007	International Bowl	1
John Creek	1988	California Bowl	1

LONGEST FIELD GOAL

Nate Meyer	2007	International Bowl	29
John Creek	1988	California Bowl	29
John Potter	2011	Little Caesars Pizza Bowl	21

PUNTS

Bill Stein	1988	California Bowl	9
Jim Laney	2007	International Bowl	7
Ben Armer	2008	Texas Bowl	5
Jim Bednar	1961	Aviation Bowl	4

PUNT AVERAGE

Jim Laney	2007	International Bowl	41.6
Bill Stein	1988	California Bowl	40.6
Ben Armer	2008	Texas Bowl	36.4
Jim Bednar	1961	Aviation Bowl	36.0

LONGEST PUNT

Jim Laney	2007	International Bowl	51
Bill Stein	1988	California Bowl	48

LONGEST KICK OFF RETURN

Dervon Wallace	2011	Little Caesars Pizza Bowl	25
Allan Boyko	1988	California Bowl	23

LONGEST PUNT RETURN

Schneider Julien	2008	Texas Bowl	17
Paul Agema	1988	California Bowl	17

TACKLES

Eric Hoffman	1988	California Bowl	15
Aaron Winchester	2011	Little Caesars Pizza Bowl	12
Johnnie Simon	2011	Little Caesars Pizza Bowl	11
Devon Brant	2014	Idaho Potato Bowl	10
Justin Currie	2014	Idaho Potato Bowl	10
Robert Spillane	2014	Idaho Potato Bowl	10
Louis Delmas	2008	Texas Bowl	10
Willie Berrios	1988	California Bowl	10
Trevor Ishmael	2011	Little Caesars Pizza Bowl	9
Paul Hazel	2011	Little Caesars Pizza Bowl	8
Drew Nowak	2011	Little Caesars Pizza Bowl	8
Mitch Zajac	2011	Little Caesars Pizza Bowl	8
EJ Biggers	2008	Texas Bowl	8
Londen Fryar	2007	International Bowl	8
Donald Celiscar	2011	Little Caesars Pizza Bowl	7
Dustin Duclo	2007	International Bowl	7
Paul Tithof	2007	International Bowl	7
C.J. Wilson	2007	International Bowl	7
Sean Mulhearn	1988	California Bowl	7
Joel Smeenge	1988	California Bowl	7
Rontavious Atkins	2011	Little Caesars Pizza Bowl	6
C.J. Wilson	2008	Texas Bowl	6
Paul DeVries	1988	California Bowl	6
Marvin Feenstra	1961	Aviation Bowl	6
Mike Snodgrass	1961	Aviation Bowl	6
Justin Braska	2008	Texas Bowl	5
Cody Cielenski	2008	Texas Bowl	5
Boston McCornell	2008	Texas Bowl	5
Austin Pritchard	2008	Texas Bowl	5
Brian Johnson	1988	California Bowl	5
Ken Reasor	1961	Aviation Bowl	5
Allen Schau	1961	Aviation Bowl	5

TACKLES FOR LOSS

Doug Kraus	1988	California Bowl	3.0
Allen Schau	1961	California Bowl	3.0
Justin Braska	2008	Texas Bowl	2.5
Zach Davidson	2007	International Bowl	2.5
Eric Hoffman	1988	California Bowl	2.0
Johnnie Simon	2011	Little Caesars Pizza Bowl	2.0
Joel Smeenge	1988	California Bowl	2.0

SACKS

Justin Braska	2008	Texas Bowl	2.5
Zach Davidson	2007	International Bowl	2.5
Joel Smeenge	1988	California Bowl	2.0
Nathan Braster	2014	Idaho Potato Bowl	1.0
Paul Hazel	2011	Little Caesars Pizza Bowl	1.0
Johnnie Simon	2011	Little Caesars Pizza Bowl	1.0
Terry Crews	1988	California Bowl	1.0
Greg Powell	1988	California Bowl	1.0
Allen Schau	1961	Aviation Bowl	1.0

PASS INTERCEPTIONS

Paul Davis	1988	California Bowl	2
------------	------	-----------------	---



WMU FOOTBALL BOWL RECORDS

Matt Ludeman	2007	International Bowl	1
Paul Tiithof	2007	International Bowl	1
Sean Mulhearn	1988	California Bowl	1

LONGEST PASS INTERCEPTION RETURN

Sean Mulhearn	1988	California Bowl	9
---------------	------	-----------------	---

BLOCKED KICKS

Karl Toth	1961	Aviation Bowl	1
-----------	------	---------------	---

TEAM

MOST POINTS

2011	Little Caesars Pizza Bowl	32
------	---------------------------	----

LEAST POINTS

1961	Aviation Bowl	12
------	---------------	----

MOST POINTS ALLOWED

2008	Texas Bowl	38
------	------------	----

LEAST POINTS ALLOWED

2007	International Bowl	27
------	--------------------	----

MOST YARDS

1988	California Bowl	503
------	-----------------	-----

LEAST YARDS

2008	Texas Bowl	278
------	------------	-----

MOST YARDS ALLOWED

2008	Texas Bowl	455
------	------------	-----

LEAST YARDS ALLOWED

1961	Aviation Bowl	339
------	---------------	-----

LARGEST DEFICIT

FIRST HALF

2008	Texas Bowl	24
2007	International Bowl	24

SECOND HALF

2008	Texas Bowl	38
------	------------	----

LARGEST LEAD

FIRST HALF

2011	Little Caesars Pizza Bowl	8
------	---------------------------	---

SECOND HALF

N/A

Current players in *italic bold*

Seventh all-time bowl appearance • Back to back bowl games for first time in WMU history

