



TOLEDO FOOTBALL



# BOWL GUIDE



**TOLEDO VS MIDDLE TENNESSEE**  
DECEMBER 17, 2021 | NASSAU, BAHAMAS



# MISSION

The University of Toledo is a national, public research university where students obtain a world-class education and become part of a diverse community of leaders committed to improving the human condition in the region and the world.

# VISION

The University of Toledo will be a nationally ranked, public research university with internationally recognized expertise and exceptional strength in discovery, teaching, clinical practice and service.

# VALUES


Excellence

Student-centeredness

Research and Scholarship

Professionalism and Leadership

Diversity



THE UNIVERSITY OF  
**TOLEDO**  
1872

# TOLEDO 2021 TOLEDO FOOTBALL







## Toledo (7-5, 5-3 MAC) vs. Middle Tennessee St. (6-6, 4-4 CUSA)

*Bahamas Bowl*

*Friday, Dec. 17 - Noon*

*Thomas A. Robinson Stadium • Nassau, Bahamas • ESPN*



**Jamal Hines (91) was one of 11 Rockets to earn All-MAC honors this season.**

TOLEDO, Ohio – For the second time in four seasons, the Rockets are headed to the Bahamas. Toledo face Conference USA foe Middle Tennessee State (6-6, 4-4 CUSA) in the 2021 Bahamas Bowl on Friday, Dec. 17 at Noon on ESPN.

The Rockets (7-5, 5-3 MAC) will be playing in their 19th bowl game in program history and their sixth in the last eight seasons. Toledo enters its bowl game having posted three straight wins, most recently a 49-14 home triumph over Akron. Redshirt freshman quarterback Dequan Finn threw for 257 yards and four touchdowns in the victory, with junior Bryant Koback pacing the Rockets on the ground with 135 yards and two touchdowns.

Boosted by a strong end to the regular season, the Rockets enter the Bahamas Bowl leading the MAC in both scoring offense (34.2) and scoring defense (21.0).

Toledo will be led by a strong core of players that earned 11 All-MAC honors, including five first-team selections: senior offensive lineman Bryce Harris,

senior defensive backs Tycen Anderson and Samuel Womack, junior running back Bryant Koback, and junior outside linebacker Jamal Hines.

Middle Tennessee has won two of its last three games, including a 27-17 road victory at Florida Atlantic on Saturday, Nov. 27 that pushed the Blue Raiders into bowl eligibility.

## 2021 Toledo Football Schedule

Date	Opponent	Time
<b>Sept. 4</b>	<b>NORFOLK STATE (ESPN3)</b>	<b>W, 49-10</b>
Sept. 11	at Notre Dame (Peacock)	L, 32-29
<b>Sept. 18</b>	<b>COLORADO STATE (ESPNU)</b>	<b>L, 22-6</b>
Sept. 25	at Ball State* (ESPN+)	W, 22-12
Oct. 2	at UMass (NESN/FloSport)	W, 42-7
<b>Oct. 9</b>	<b>NORTHERN ILLINOIS* (CBSSN)</b>	<b>L, 22-20</b>
Oct. 16	at Central Michigan* (CBSSN)	L, 26-23 OT
<b>Oct. 23</b>	<b>WESTERN MICHIGAN* (CBSSN)</b>	<b>W, 34-15</b>
<b>Nov. 2</b>	<b>EASTERN MICHIGAN* (ESPN2)</b>	<b>L, 52-49</b>
Nov. 10	at Bowling Green* (CBSSN)	W, 49-17
Nov. 16	at Ohio* (ESPN+)	W, 35-23
<b>Nov. 27</b>	<b>AKRON* (ESPN+)</b>	<b>W, 49-14</b>
<i>Bahamas Bowl</i>		
Dec. 17	Middle Tennessee St. (ESPN)	Noon

### HOME GAMES IN BOLD CAPS

All times listed are site times

\* Mid-American Conference Game

Schedule is subject to change.

## Toledo vs. MTSU

### • TEAM RECORDS:

Toledo (7-5, 5-3 MAC)

Middle Tennessee State (6-6, 4-4 MAC)

### • SERIES RECORD: First Meeting

### • THE COACHES:

**Jason Candle**, 45-26 (6th year) at Toledo, same overall. 0-0 vs. MTSU.

**Rick Stockstill**, 100-98 (16th year) at MTSU, same overall. 0-0 vs. Toledo.

### • TV/STREAMING: ESPN

**Play by Play:** Kevin Negandhi

**Analyst:** Booger McFarland

### • ROCKET RADIO NETWORK: Pregame begins at 10:30 a.m.

**Play by Play:** Brent Balbinot

**Analyst:** Jack Miller

**Sidelines:** Mike Robinson

### • WEB-AUDIO: Free live audio streaming of the UT Rocket Radio Network broadcast on [UTRockets.com](http://UTRockets.com).

### • TWITTER:

**@ToledoFB:** Regular updates on UT Football, live updates on Game Day.

### • TICKETS:

Online at [UTRockets.com/tix](http://UTRockets.com/tix), by phone at 419-530-GOLD (4653) or at the Rocket Ticket Office in Savage Arena.

## Rocket Round-Up

- The Rockets will be playing in their 19th bowl game in program history, and they own a record of 11-7 in bowl games.
- Toledo has now been bowl eligible for 11 straight seasons – every year since 2010, excluding 2020 in which bowl eligibility requirements were waived due to COVID (Toledo was 4-2 in 2020).
- 11 players earned All-MAC honors this season, the most for a UT team since 2016 (12).
- Toledo has scored 182 points in its last four games, an average of 45.5 per contest.
- No team in the country takes care of the ball as well as the Rockets: they lead the country in fewest turnovers (six in 12 games) and fewest interceptions thrown (two in 12 games).
- Bryant Koback rushed for 135 yards against Akron, his fifth straight 100-yard rushing game. He now has 1,274 yards for the season, the second time he has rushed for over 1,000 yards in a season (1187 yards in 2019).
- Koback now has 3,900 career rushing yards, good for fourth in Toledo history. The all-time leader is Kareem Hunt (2013-16) with 4,945 yards.
- Senior cornerback Samuel Womack has 15 pass breakups, third in the country. He has 40 PBUs for his career, the most in Toledo history.
- Toledo ranks first in the MAC in both scoring offense (34.2) and scoring defense (21.0).





# 2021 BAHAMAS BOWL

## Toledo's Tentative Schedule at the Bahamas Bowl

### Monday, Dec. 13

- **12:00 p.m.** – Depart from Toledo Express Airport
- **3:00 p.m.** – Arrive Lynden Pindling International Airport
- **5:00 p.m.** – Arrive at Atlantis
- **7:00 p.m.** - Team welcome reception

### Tuesday, Dec. 14

- **9:00 a.m.** - Practice at Roscow A.L. Davies Field
- **4:00 p.m.** - Player Beach Bash & Dinner

### Wednesday, Dec. 15

- **9:00 a.m.** - Practice at Robinson Stadium practice field
- **12:00 p.m.** - Press Conference - Robinson Stadium Media Center

### Thursday, Dec. 16

- **10:00 a.m.** - Walk-Thru practice at Thomas A. Robinson National Stadium
- **11:00 a.m.** – Bowl press conference

### Friday, Dec. 17

- **9:30 a.m.** - Pregame Fan Fest
- **12:00 p.m.** – 2021 Bahamas Bowl, Thomas A. Robinson National Stadium
- **7:00 p.m. (approximate)**- Depart Lynden Pindling International Airport
- **10:00 p.m. (approximate)** - Arrive Toledo Express Airport.

Please contact Chris Cullum at (630) 220-4147 to request interviews or with any other questions.

Schedule is subject to change.

Contact Chris Cullum to verify any schedule details.

Media availability at practice TBA. All practices closed to the general public.



1 Conference Center	6 Aquaventure	11 Dolphin Cay	16 Nassau Harbor
2 Beach Tower	7 Cove Beach	12 Fitness Center	17 Harborside Resort
3 Coral Towers	8 Paradise Beach	13 Mandara Spa	18 Casino
4 Paradise Lagoon	9 The Cove Atlantis	14 Royal Towers	19 Atlantis Marina
5 West Beach	10 The Reef Atlantis	15 Paradise Harbor	20 Marina Village



# TOLEDO QUICK FACTS

## UNIVERSITY INFORMATION

**Location:** Toledo, Ohio 43606-3390  
**Population:** 276,614 (city); 608,145 (metro)  
**Founded:** 1872  
**Enrollment:** 18,438  
**Conference:** Mid-American (West Division)  
**Nickname:** Rockets  
**Colors:** Midnight Blue and Gold  
**Mascot:** Rocky the Rocket  
**Stadium (built):** Glass Bowl (1937)  
**Stadium Capacity/Surface:** 26,038/Field Turf  
**Ticket Office Phone:** (419) 530-GOLD  
**President:** Dr. Gregory Postel  
**Vice President and Athletic Director:** Mike O'Brien  
**Faculty Representative:** Dr. Dana Hollie

## COACHING STAFF

**Head Coach:** Jason Candle (Mount Union '03)  
**Record at Toledo:** 45-26 (Sixth year)  
**Overall Coaching Record:** Same  
**Assistant Coaches (GAME LOCATION):**

- Craig Kuligowski - Asst. HC/Co-Def. Coordinator/OLBs (Toledo '91) - FIELD
- Vince Kehres - Defensive Coordinator/ LBs (Mount Union '98) - BOOTH
- Mike Hallett - Co-Off. Coordinator/Off. Line (Mount Union '94)- BOOTH
- Robert Weiner - Co-Off. Coordinator/ QBs (Boston College '87) - BOOTH
- Ross Watson - Co-Defensive Coordinator/Safeties (Mount Union '05) - FIELD
- Kevin Beard - Wide Receivers (Miami - Fla. '03) - FIELD
- Larry Black - Defensive Line (Indiana '12) - FIELD
- Nate Cole - Running Backs (Toledo '11) - FIELD
- Cornell Ford - Cornerbacks (Toledo '91) - FIELD
- Mark Staten - Tight Ends/Offensive Tackles (Miami-Ohio '01) - FIELD

## FOOTBALL INFORMATION

**2021 Record:** 7-5  
**2021 MAC Record:** 5-3  
**2021 Home Record:** 3-3  
**2021 Road Record:** 4-2  
**Offensive/Defensive Sets:** Spread / Multiple

## TOLEDO ATHLETIC COMMUNICATIONS

**Associate AD/Primary Football Contact:** Paul Helgren  
**E-Mail:** paul.helgren@utoledo.edu  
**Office Phone:** (419) 530-4918  
**Mobile Phone:** (419) 262-3861  
**Secondary Football Contact:** Chris Cullum  
**E-Mail:** christopher.cullum@utoledo.edu  
**Office Phone:** (419) 530-4913  
**Mobile Phone Number:** (630) 220-4147  
**Press Box Phone Number:** (419) 530-3732  
**Website:** www.utrockets.com

## MEDIA AVAILABILITY FOR THE ROCKETS

All media interview requests for Head Coach Jason Candle and Rocket student-athletes must go through Chris Cullum or Paul Helgren. Contact information for both can found above.

## 2021 MAC Standings

### West Division

Team	MAC	ALL
Northern Illinois	6-2	9-4
Central Michigan	6-2	8-4
<b>Toledo</b>	<b>5-3</b>	<b>7-5</b>
Eastern Michigan	4-4	7-5
Ball State	4-4	6-6
Western Michigan	4-4	7-5

### East Division

Team	MAC	ALL
Kent State	6-2	6-5
Miami	5-3	6-5
Ohio	3-5	3-8
Bowling Green	2-6	4-8
Buffalo	2-6	4-8
Akron	1-7	2-10

## TOLEDO'S MEDIA POLICY FOR PRACTICES

Media may attend practice at selected times. Please contact Chris Cullum for information about practice and coach/player availability for media.

## WEBSITE

Updated rosters, bios, depth chart, game notes and news on the Rockets can be found on the official UT Athletics website [www.utrockets.com](http://www.utrockets.com).

## SOCIAL MEDIA

- **Twitter:** @ToledoRockets, @UTPaulHelgren, @ToledoFB, @CoachCandle
- **Instagram:** UTRockets, Toledo Football
- **Facebook:** UTRockets

## JUST SO THERE IS NO CONFUSION...

*With the NCAA granting all players an extra year of eligibility following the COVID-shortened 2020 season, players on the 2021 Toledo roster will retain their 2020 eligibility status. Thus, for example, true freshmen in 2020 remain true freshmen in 2021, regardless of how many games they played last year.*



# TOLEDO DEPTH CHART

## Toledo Offense

LT	78	Vitaliy Gurman	Sr.	6-4	307	Rochester, N.Y.-Spencerport (Edinboro)
	70	Michael Bergen	Fr. (R)	6-4	280	Avon, Ohio-Avon
LG	71	Vinny Sciury	Fr.	6-3	292	Massillon, Ohio-Perry
	78	Vitaliy Gurman	Sr.	6-4	307	Rochester, N.Y.-Spencerport (Edinboro)
C	72	Bryce Harris	Sr.	6-3	295	Akron, Ohio-Firestone
	63	Parker Bisek	Fr. (R)	6-3	290	Union, Ky.-Ryle
RG	60	Tyler Long	So.	6-4	290	Toledo, Ohio-Springfield
	65	Luke Doerger	Sr.	6-2	292	Cincinnati, Ohio-LaSalle
RT	68	Mitchell Berg	Jr.	6-6	310	Maumee, Ohio-Toledo St. John's Jesuit
	74	Lavel Dumont	So.	6-4	315	Tampa, Fla.-Wharton
TE	9	Jamal Turner	Jr.	6-6	255	Montgomery, Ala.-Carver
	89	Drew Rosi	Sr.	6-4	240	Powell, Ohio-Olentangy Liberty
QB	7	Dequan Finn	Fr. (R)	6-2	198	Detroit, Mich.-King
	11	Tucker Gleason	Fr.	6-3	225	Tampa, Fla.-Plant (Georgia Tech)
RB	22	Bryant Koback	Jr.	6-0	205	Holland, Ohio-Springfield (Kentucky)
	3	Micah Kelly	Fr. (R)	5-9	195	Gautier, Miss.-Ocean Springs
	or 21	Jacquez Stuart	Fr. (R)	5-9	170	Miami, Fla.-Northwestern
WR	14	Isaiah Winstead	Jr.	6-3	210	Richmond, Va.-Highland Springs (Norfolk State)
	15	Matt Landers	Jr.	6-5	200	St. Petersburg, Fla.-St. Petersburg (Georgia)
WR-X	4	Danzel McKinley-Lewis	Sr.	5-11	190	Pittsburgh, Pa.-Seton LaSalle
	or 19	Jerjuan Newton	Fr. (R)	5-11	186	St. Petersburg, Fla.-Clearwater Central Catholic
WR-M	8	Devin Maddox	So.	5-9	175	Lakewood, Ohio-Cleveland St. Edward's
	17	Demeer Blankumsee	Fr.	5-10	180	Cincinnati, Ohio-Winton Woods

## Toledo Defense

OLB	91	Jamal Hines	Jr.	6-3	250	Cincinnati, Ohio-Princeton
	85	Adrian Woliver	So.	6-2	250	Stow, Ohio-Stow-Munroe Falls
DT	95	Judge Culpepper	So.	6-4	290	Tampa, Fla.-Plnt-Penn State
	96	David Hood	Sr.	6-1	280	Miami Gardens, Fla.-Miami Carol City
DT	97	Cavon Butler	So.	6-3	310	Toledo, Ohio-Whitmer/Kentucky
	98	Darius Alexander	Fr. (R)	6-4	320	Fort Wayne, Ind.-Wayne
OLB	99	Desjuan Johnson	Jr.	6-3	255	Detroit, Mich.-East English Village Prep
	48	Nate Givhan	Jr.	6-4	240	Montgomery, Ala.-Carver
WLB	2	Dyontae Johnson	Jr.	6-2	230	Detroit, Mich.-Cass Tech
	35	AJ Crider	Jr.	6-1	227	Clinton, Pa.-Hookstown South Side
LB	30	Jonathan Jones	Sr.	5-11	225	Ocoee, Fla.-Oak Ridge (Notre Dame)
	42	Jackson Barrow	Fr. (R)	6-0	220	Indianapolis, Ind.-Cathedral
CB	27	Quinyon Mitchell	Fr.	6-0	197	Williston, Fla.-Williston
	13	Chris McDonald	So.	5-10	185	Miami, Fla.-Southridge
SS	25	Maxen Hook	Fr.	6-0	210	New Palestine, Ind.-New Palestine
	6	Nate Bauer	So.	6-0	195	Akron, Ohio-Archbishop Hoban
FS	1	Tycen Anderson	Sr.	6-2	205	Toledo, Ohio - St. John's Jesuit
	7	Zachary Ford	So.	6-3	203	Cleveland, Ohio-Cleveland Heights
CB	0	Samuel Womack	Sr.	5-10	185	Detroit, Mich.-East English Village Prep
	21	Justin Clark	Jr.	5-11	180	Pontiac, Mich.-West Bloomfield
S/NB	6	Nate Bauer	So.	6-0	195	Akron, Ohio-Archbishop Hoban
	13	Chris McDonald	So.	5-10	185	Miami, Fla.-Southridge

## Toledo Specialists

PK	17	Thomas Cluckey	So.	6-1	195	Oregon, Ohio-Clay
	29	Evan Davis	So.	5-9	180	Shelby, N.C.-Crest
P	49	Bailey Flint	Sr.	6-4	215	Melbourne, Australia
	17	Thomas Cluckey	So.	6-1	195	Oregon, Ohio-Clay
Hold	49	Bailey Flint	Sr.	6-4	215	Melbourne, Australia
LS	58	Sean Mills	Sr.	6-2	220	Metuchen, N.J.-St. Joseph (Illinois)
KR	21	Jacquez Stuart	Fr. (R)	5-9	170	Miami, Fla.-Northwestern
	4	Danzel McKinley-Lewis	Sr.	5-11	190	Pittsburgh, Pa.-Seton LaSalle
PR	8	Devin Maddox	So.	5-9	175	Lakewood, Ohio-Cleveland St. Edward's
	10	Adam Beale	So.	5-8	165	Holland, Ohio-Springfield
	6	Nate Bauer	So.	6-0	195	Akron, Ohio-Archbishop Hoban

Depth chart as of Dec. 4, 2021





# TOLEDO GAME NOTES

## ROCKET UPDATE

- The Rockets will be playing in their 19th bowl game in program history, and they own a record of 11-7 in bowl games.
- Toledo has now been bowl eligible for 11 straight seasons – every year since 2010, excluding 2020 in which bowl eligibility requirements were waived due to COVID (Toledo was 4-2 in 2020).
- The Bahamas Bowl will be the first-ever meeting between Toledo and Middle Tennessee State on the gridiron
- 11 players earned All-MAC honors this season, the most for a UT team since 2016 (12).
- Toledo has scored 182 points in its last four games, an average of 45.5 per contest.
- No team in the country takes care of the ball as well as the Rockets: they lead the country in fewest turnovers (six in 12 games) and fewest interceptions thrown (two in 12 games).
- Bryant Koback rushed for 135 yards against Akron, his fifth straight 100-yard rushing game. He now has 1,274 yards for the season, the second time he has rushed for over 1,000 yards in a season (1187 yards in 2019).
- Koback now has 3,900 career rushing yards, good for fourth in Toledo history. The all-time leader is Kareem Hunt (2013-16) with 4,945 yards.
- Koback also has 45 career rushing touchdowns, which ranks second all-time in school history. Chester Taylor owns the all-time record with 56 rushing TDs.
- One more Koback note: he is one of the best running backs in the country. He ranks sixth in the nation in yards per carry (6.71), 10th in rushing yards (1,274), and 10th in rushing TDs (15).
- Senior cornerback Samuel Womack has 15 pass breakups, third in the country. He has 40 PBUs for his career, the most in Toledo history.
- Toledo ranks first in the MAC in both scoring offense (34.2) and scoring defense (21.0).

## ROCKETS ON TV

The 2021 Bahamas Bowl will be televised on ESPN on Friday, Dec. 17 at Noon. Kevin Neghandi will have the play-by-play duties and Booger McFarland will provide analysis.

## GOING BOWLING

A conference-record eight MAC schools will be playing in bowl games this season:

### Toledo (Bahamas Bowl)

Northern Illinois (Cure Bowl)  
 Eastern Michigan (Lending Tree Bowl)  
 Kent State (Famous Idaho Potato Bowl)  
 Miami (Frisco Football Classic)  
 Ball State (Camellia Bowl)  
 Western Michigan (Quick Lane Bowl)  
 Central Michigan (Arizona Bowl)

*More information about the 2021 Bowl Season can be found on page X.*

## LEADERS OF THE MAC

- Defensively, Toledo ranks first in the MAC in scoring defense (21.0) and defensive pass efficiency (117.9), second in total defense (342.6) and pass defense (191.8), and fourth in rush defense (150.8)
- Offensively, Toledo ranks first in the MAC in scoring offense (34.2), fourth in total offense (434.8), and fifth in both passing (241.7) and rushing (193.2).
- Bryant Koback leads the MAC in yards per carry (6.7), is tied for the league lead in rushing touchdowns (15), and ranks second in rushing yards (1,274).
- Dequan Finn ranks second in the MAC in passing efficiency (157.8).
- Jacquez Stuart is second in the MAC in kick return average (29.2) and Devin Maddox ranks third in punt return average (9.1).
- Sam Womack is tied for first in the MAC in pass breakups (14).
- Jamal Hines ranks second in the MAC in sacks (10) and tied for second in tackles for loss (14.5).

## KOBACK MOVES UP THE ALL-TIME RUSHING LIST

Junior Bryant Koback rushed for 135 yards against Akron, his fifth straight 100-yard rushing game and 13th of his career. He now has 1,247 yards for the season, the second time he has rushed for over 1,000 yards in a season (1187 yards in 2019).

Koback now has 3,990 career rushing yards, good for fourth in Toledo history. The all-time leader is Kareem Hunt (2013-16) with 4,945 yards.

Koback also rushed for two touchdowns against the Zips, giving him 45 for his career, which is second on Toledo's all-time list.

### Toledo Career Rushing Yards

1. Kareem Hunt (2013-16) .....4,945
2. Chester Taylor (1998-2001).....4,849
3. Wasean Tait (1993-98) .....4,338
4. **Bryant Koback (2018-present) 3,990**
5. Terry Swanson (2014-17) .....3,601
6. Trinity Dawson (2002-05) .....3,474
7. David Fluellen (2010-13) .....3,336
8. Jalen Parmele (2004-07) .....3,119
9. Casey McBeth (1991-94).....2,719
10. DaJuane Collins (2006-09) .....2,588

### Toledo Career Rushing TDs

1. Chester Taylor (1998-2001).....56
2. **Bryant Koback (2018-present)..... 45**
3. Kareem Hunt (2013-16) .....44
4. Wasean Tait (1993-98) .....38
5. Joe Schwartz (1970-72).....35

## BIG ARM

Redshirt freshman quarterback Dequan Finn's big game vs. Eastern Michigan on Nov. 2 ranks among the all-time most productive in Toledo history.

Finn completed 30-of-45 passes for 461 yards and three touchdowns, all career highs. The 461-yard total ranks tied for second on Toledo's all-time list with Bruce Gradkowski's game vs. Pittsburgh in 2003. The all-time mark record is 505 yards by Logan Woodside vs. BYU in 2016.

### Toledo All-Time Passing Yardage - Game

1. Logan Woodside vs. BYU (2016)..... 505
2. Bruce Gradkowski vs. Pitt (2003).....461
- Dequan Finn vs. EMU (2021) .....461**



# TOLEDO GAME NOTES

4. Logan Woodside vs. Tulsa (2017) .....	458
5. Bruce Gradkowski vs. BSU(2004) .....	455
6. Logan Woodside vs. Ohio (2016) .....	438
7. B. Gradkowski vs. Buffalo (2003) .....	435
8. <b>Carter Bradley vs. N. Illinois (2020)....</b>	<b>432</b>
9. Aaron Opelt vs. Purdue (2009).....	423
10. Aaron Opelt vs. Ball State (2009).....	422

## 11 ROCKETS NAMED ALL-MAC

Eleven members of the University of Toledo football team earned All-MAC honors this season, the most for Toledo since placing 12 players on All-MAC teams in 2016.

Leading the way were five first-team selections, the most since 2017. Senior offensive lineman Bryce Harris, senior defensive backs Tycen Anderson and Samuel Womack, junior running back Bryant Koback, and junior outside linebacker Jamal Hines were all placed on the first team.

Anderson, Womack, and Hines make up the first defensive first-team trio for Toledo since 1997, when cornerback Clarence Love, linebacker Marcus Matthews, and defensive lineman

Jason Richards each earned first-team honors on the defensive side of the ball.

Senior linebacker Jonathan Jones and junior defensive end Desjuan Johnson were placed on the second team, as was sophomore wide receiver Devin Maddox, who was named All-MAC as a return specialist.

Representing the Rockets on the third team are senior offensive lineman Vitaliy Gurman, junior linebacker Dyontae Johnson, and freshman safety Maxen Hook.

## LEADING THE MAC

Since the start of the 2017 season, no team in the MAC has won more games than Toledo:

### Most Wins Since 2017 (MAC Teams)

1. Toledo	35
2. Buffalo	34
3. Western Michigan	31
4. Northern Illinois	30

Ohio	30
6. Central Michigan	28
7. Eastern Michigan	27
Miami	27
9. Ball State	24
10. Kent State	21
11. Akron	14
12. Bowling Green	12

## CONSISTENT WINNERS

With a 4-2 record in 2020, Toledo kept its streak alive for seasons without a losing record. The Rockets have not had a losing season since 2009, a streak of 11 years. A win over Akron on Nov. 27 would clinch its 12th consecutive season without a losing record.

### **Toledo's Record Since 2010**

#### Year Record

2010	8-5
2011	9-4
2012	9-4
2013	7-5
2014	9-4
2015	10-2
2016	9-4
2017	11-3
2018	7-6
2019	6-6
2020	4-2
2021	7-5

**Total 96-48**

## BREAKING UP IS EASY TO DO FOR SAMUEL WOMACK

Senior cornerback Samuel Womack came up with two breakups vs. Bowling Green on Nov. 10, which gives him 37 for his career, the most ever by a Rocket. He knocked down three more passes vs. Ohio, pushing his career total up to 40.

Womack is tied for second the MAC with 15 breakups this season, which puts him third in the country behind Cortez Davis (Hawaii) and Ja'Quan McMillian (East Carolina). He led the MAC with eight pass breakups in 2020, the second consecutive season he paced the league in PBUs. He tied for seventh in the country with 1.3 passes

## 21 ROCKETS ALREADY HAVE DEGREES IN HAND

A total of 21 Rockets will enter the 2021 season having already received their bachelor's degree. Two Rockets, Danzel McKinley-Lewis and Bryce Harris, have earned master's degree.

Name	Undergrad	Post-Graduate
Tycen Anderson	Business	MBA
Mitchell Berg	Marketing & Professional Sales	MBA
Alex Bannister	Communication	MBA
Justin Clark	Business	Criminal Justice*
Luke Doerger	Mechanical Engineering	MBA
Bailey Flint	Media Communication/Theater	Liberal Studies
Zachary Ford	Marketing	MBA
Vitaliy Gurman	Occupational Therapy	Recreation & Leisure Studies
Bryce Harris#	Psychology	Counselor Education#/Communication*
AJ Harrison	University Studies	Communication*
David Hood	Media Communication	Recreation & Leisure Studies
Jonathan Jones	Film, Television & Theater	MBA
DeAmon King	Management	Communication*
Bryant Koback	Professional Sales & Marketing	MBA
Danzel McKinley-Lewis#	Communication	MBA#/Business certificate
Sean Mills	Business	MBA
Chris Redmon	Interdisciplinary Studies	Special Education
Drew Rosi	Finance	MBA
Troy Simon	Communication	Recreation & Leisure Studies*
Jamal Turner	Communication	University Studies*
Samuel Womack	Management	Communication*

\*Second undergraduate degree

# Completed graduate degree





## TOLEDO GAME NOTES

defended per game. In 2019, Womack led the MAC and was second in the nation with 15 pass breakups.

### Toledo Career Pass Breakups

<b>1. Samuel Womack (2017-21)</b>	<b>40</b>
2. Keon Jackson (2002-05)	35
3. Mark Herron (1993-96)	32
4. Jamal Belt (1992-95)	31
5. Clarence Love (1994-97)	29

### Season Pass Breakups

1. Desmond Marrow (2011)	15
<b>Samuel Womack (2019)</b>	<b>15</b>
<b>Samuel Womack (2021)</b>	<b>15</b>
3. Jamal Belt (1993)	13
Clarence Love (1997)	13
Cheatham Norrills (2015)	13

### **FOUR ROCKETS NAMED ACADEMIC ALL-DISTRICT**

Four Rockets were named CoSIDA Academic All-District last week: Tycen Anderson, Bryce Harris, Sean Mills, and Drew Rosi. Anderson and Rosi are now two-time honorees. All four student-athletes will now be on the ballot for Academic All-America. To be a nominee, a player must have at least a 3.3 GPA (in both undergrad and graduate), be at least a sophomore in athletic eligibility and have played in at least 50 percent of his team's games.

The four nominees are:

- Tycen Anderson, Sr. S (MBA, 3.376 GPA)
- Bryce Harris, Sr. OL (Grad, 3.565)
- Sean Mills, Sr., LS (MBA, 3.787)
- Drew Rosi, Sr. TE (MBA, 3.721)

### **VETERAN ROCKETS**

Toledo has 22 players on its roster

who are in at least their fifth season on a college football roster. Of those, nine have at least six years of experience, and two—Bryce Harris and Danzel McKinley-Lewis—are in their seventh season playing college football. Harris sat out as a redshirt in 2015, received an injury hardship waiver in 2019 after missing the entire season with an injury, and took advantage of the NCAA's COVID-19 eligibility waiver in 2020. McKinley-Lewis also sat out in 2015, and received an injury waiver for the 2018 season.

### 7th Year Players (2)

Bryce Harris, C  
Danzel McKinley-Lewis, WR

### 6th Year Players (9)

Mitchell Berg, OL  
Luke Doerger, OL  
Nate Givhan, DL  
Vitaliy Gurman, OL  
David Hood, DL  
Jonathan Jones, LB  
Sean Mills, LS  
Bryce Mitchell, WR  
Chris Redmon, OLB

### 5th Year Players (11)

Tycen Anderson, S  
Kelvin Ateman, OL  
AJ Crider, LB  
Bailey Flint, P  
Zachary Ford, S  
DeMonte King, S  
Bryant Koback, RB  
Drew Rosi, TE  
Jamal Tuner, TE  
Isaiah Winstead, WR  
Samuel Womack, CB

### **10 ROCKETS MAKE NATIONAL WATCH LISTS**

10 Rockets have been named to watch lists for 2021 national honors.

- **Tycen Anderson** - Jim Thorpe Award (top defensive back).
- **Lavel Dumont** - Allstate Goodworks Team (Community Service).
- **Bailey Flint** - Ray Guy Award (top punter), Wuerffel Trophy (Community Service/Academics).
- **Bryce Harris** - Rimington Trophy (top center), Outland Trophy (top down lineman), Jason Witten Man of the Year Award (community service).
- **Maxen Hook** - Shaun Alexander Freshman of the Year Award.
- **Desjuan Johnson** - Bednarik Award (top defensive player), Bronko Nagurski (top defensive player).
- **Bryant Koback** - Doak Walker Award (top running back).
- **Devin Maddox** - Burlsworth Trophy Award (top player who began career as a walk-on).
- **Sean Mills** - Mannelly Award (top long snapper).
- **Samuel Womack** - Jim Thorpe Award (top defensive back).

### **CAPTAINS**

Teams captains for the 2021 season are senior safety Tycen Anderson, senior punter Bailey Flint, senior center Bryce Harris, junior running back Bryant Koback and senior cornerback Samuel Womack. All five were also captains in 2020.

## TOLEDO PRONUNCIATION GUIDE

Tycen Anderson .....TIE-sin  
Kelvin Ateman .....ATE-man  
DeMeer Blankumsee.....BLAN-kum-SEE  
Cavon Butler.....cuh-VAHN  
Esean Carter .....E-shawn  
Vontrell Chairse .....CHAIR-see  
Luke Doerger .....DER-ger  
Sawiaha Ellis .....suh-WHY-uh  
Dequan Finn.....dah-KWON  
Nate Givhan.....GIV-han  
Vitaliy Gurman.....vy-TAL-lee

Maxen Hook .....MAX-in  
Desjuan Johnson .....DEZ-juan  
Dyontae Johnson .....dee-ON-tay  
Lenny Kühl .....Cool  
Cauren Lynch .....CAR-in  
Quinyon Mitchell .....quin-YON  
Jerjuan Newton.....jer-JUAN  
Vinny Sciury.....SCUR-ee  
Kenyon Sneed.....ken-YON  
Jackson Stoefen .....STO-FIN  
Jacquez Stuart.....jah-QUEZ

Jason Vucinaj.....vuh-CHIN-eye  
Tanner Wigand .....WEE-gand  
Thomas Zsiros.....ZY-roce

### **COACHES**

Mike Hallett .....HAL-it  
Vince Kehres .....CARE-riss  
Mark Staten .....STAY-tin  
Brad Bichey .....bih-SHAY



# TOLEDO GAME NOTES

## TOLEDO VS. RANKED TEAMS

All-Time Record: 9-19

Home: 5-4 Road: 2-13 Neutral: 2-2

<b>Ranking</b>	<b>Opponent</b>	<b>Year</b>	<b>Result</b>
No. 1 (AP/USA)	at Ohio State	1998	L, 49-0
No. 3 (UPI/AP)	at Miami (Fla.)	1987	L, 24-14
No. 3 (UPI/AP)	at Washington	1991	L, 48-0
No. 4 (AP/USA)	at Boise State	2010	L, 57-14
No. 4 (AP/USA)	Boise State	2011	L, 40-15
<b>No. 7 (Coaches)/No. 8 (AP)</b>	<b>at Notre Dame</b>	<b>2021</b>	<b>L, 32-29</b>
No. 9 (AP)/No. 11 (USA)	Pittsburgh	2003	W, 35-31
No. 10 (AP/USA)	at Florida	2013	L, 24-6
No. 10 (UPI)/No. 11 (AP)	at Florida State	1986	L, 24-0
No. 11 (USA/AP)	vs. Ohio State#	2009	L, 38-0
No. 14 (AP)/No. 18 (USA)	at Western Michigan	2016	L, 55-35
No. 14 (AP)/No. 14 (USA)	at Miami (Fla.)	2017	L, 52-30
No. 15 (AP/USA)	at Ohio State	2011	L, 27-22
No. 15 (AP)/No. 16 (USA)	at Marshall	1999	L, 38-13
No. 16 (AP)/No. 19 (USA)	N. Illinois	2013	L, 35-17
No. 16 (AP), No. 17 (USA)	Utah State&	2012	L, 41-15
No. 18 (USA)/No. 20 (AP)	Marshall	2001	W, 41-36
No. 18 (USA)/No. 21 (AP)	Cincinnati	2012	W, 29-23
No. 18 (AP)/No. 18 (USA)	at Arkansas	2015	W, 16-12
No. 20 (UPI)	vs. San Jose State*	1981	W, 27-25
No. 20 (Coaches)/No. 21 (AP)	Miami (Fla.)	2018	L, 49-24
No. 21 (AP/USA)	N. Illinois	2003	W, 49-30
No. 22 (USA)/No. 25 (AP)	Missouri	2014	L, 49-24
No. 22 (AP)/No. 25 (USA)	at Bowling Green	2003	L, 31-23
No. 22 (USA)	at N. Illinois	2004	W, 31-17
No. 23 (USA)/No. 25 (AP)	at Minnesota	2004	L, 63-21
No. 24 (USA)	Bowling Green	2004	W, 49-41
No. 24 (AP/USA)	Temple^	2015	W, 32-17

\* California Bowl & Famous Idaho Potato Bowl ^Marmot Boca Raton Bowl

# at Cleveland Browns Stadium

AP - Associated Press media poll

USA - USA Today coaches poll UPI - United Press International coaches poll

## Toledo Record on National TV

**Overall Record: 58-60**

**Record on ESPN: 15-15**

**Record on ESPN2: 20-25**

**Record on ESPNU: 9-12**

**Record on ESPN Classic: 0-1**

**Record on ESPNews: 2-0**

**Record on Big Ten Network: 2-2**

**Record on SEC Network: 1-2**

**Record on CBS Sports Network: 7-5**

**Record on American Sports Network: 2-0**  
Through Nov. 10, 2021

## Toledo's Future Non-Conference Games

**2022**

**Sept. 3 – LONG ISLAND**

**Sept. 10 – UMASS**

Sept. 17 – at Ohio State

Sept. 24 – at San Diego State

**2023**

Sept. 2 – at Illinois

**Sept. 9 – WAGNER**

**Sept. 16 – SAN JOSE STATE**

Sept. 30 – at UMass

**2024**

**Aug. 31 – DUQUESNE**

**Sept. 7 – UMASS**

Sept. 14 – at Western Kentucky

Sept. 21 – at Maryland

**2025**

Aug. 30 – at Kentucky

**Sept. 6 – WESTERN KENTUCKY**

**Sept. 13 – MORGAN STATE**

Sept. 20 – at Appalachian State

**2026**

Sept. 5 – at Michigan State

**2027**

Sept. 4 – at Kentucky

**2028**

**Sept. 2 – KENTUCKY**

Sept. 9 – at San Jose State

**Sept. 23 – APPALACHIAN STATE**

## ROCKETS IN THE NFL

A total of 12 former Rockets are on NFL preseason rosters.

- OLA ADENIYI, LB - Tennessee
- REGGIE GILLIAM, FB - Buffalo
- KA'DAR HOLLMAN, CB - NY Giants
- KAREEM HUNT, RB - Cleveland
- DIONTAE JOHNSON, WR - Pittsburgh
- JON'VEA JOHNSON\*, WR - Chicago
- BRETT KERN, P - Tennessee
- GREG MANCZ, C - Miami
- STORM NORTON, OL - LA Chargers
- CODY THOMPSON\*, WR - Seattle
- LOGAN WOODSIDE, QB - Tennessee

Players on active or reserve rosters as of  
Oct. 12, 2021

\* Practice Squad



**Diontae Johnson**





# COMPOSITE BOWL SCHEDULE

## 2021-22 College Football Bowl Schedule

Bowl Game	Matchup	Location	Date	Time (ET)	TV
Bahamas	Middle Tennessee vs. Toledo	Nassau, Bahamas	Fri., Dec. 17	Noon	ESPN
Tailgreeter Cure	Northern Illinois vs. Coastal Carolina	Orlando, FL	Fri., Dec. 17	6:00pm	ESPN2
RoofClaim.com Boca Raton	WKU vs. Appalachian State	Boca Raton, FL	Sat. Dec. 18	11:00am	ESPN
Cricket Celebration	SC State vs. Jackson State	Atlanta, GA	Sat. Dec. 18	Noon	ABC
PUBG Mobile New Mexico	UTEP vs. Fresno State	Albuquerque, NM	Sat. Dec. 18	2:15pm	ESPN
Radiance Tech Independence	UAB vs. (13) BYU	Shreveport, LA	Sat. Dec. 18	3:30pm	ABC
LendingTree	Eastern Michigan vs. Liberty	Mobile, AL	Sat. Dec. 18	5:45pm	ESPN
Jimmy Kimmel LA	Utah State vs. Oregon State	Inglewood, CA	Sat. Dec. 18	7:30pm	ABC
R+L Carriers New Orleans	(23) Louisiana vs. Marshall	New Orleans, LA	Sat. Dec. 18	9:15pm	ESPN
Myrtle Beach	Old Dominion vs. Tulsa	Conway, SC	Mon., Dec. 20	2:30 pm	ESPN
Famous Idaho Potato	Kent State vs. Wyoming	Boise, ID	Tue., Dec. 21	3:30 pm	ESPN
Tropical Smoothie Cafe Frisco	UTSA vs. (24) San Diego State	Frisco, TX	Tue., Dec. 21	7:30pm	ESPN
Lockheed Martin Armed Forces	Missouri vs. Army	Fort Worth, TX	Wed., Dec. 22	8:00pm	ESPN
Frisco Football Classic	North Texas vs. Miami (Ohio)	Frisco, TX	Thu., Dec. 23	3:30pm	ESPN
Union Home Mortgage Gasparilla	UCF vs. Florida	Tampa, FL	Thu., Dec. 23	7:00pm	ESPN
EasyPost Hawai'i	Memphis vs. Hawaii	Honolulu, HI	Fri., Dec. 24	8:00pm	ESPN
TaxAct Camellia	Georgia State vs. Ball State	Montgomery, AL	Sat., Dec. 25	2:30 pm	ESPN
Quick Lane	Western Michigan vs. Nevada	Detroit, MI	Mon., Dec. 27	11:00am	ESPN
Military	Boston College vs. East Carolina	Annapolis, MD	Mon., Dec. 27	2:30 pm	ESPN
TicketSmarter Birmingham	(20) Houston vs. Auburn	Birmingham, AL	Tue., Dec. 28	Noon	ESPN
SERVPRO First Responder	Air Force vs. Louisville	Dallas, TX	Tue., Dec. 28	3:15pm	ESPN
AutoZone Liberty	Mississippi State vs. Texas Tech	Memphis, TN	Tue., Dec. 28	6:45pm	ESPN
SDCCU Holiday	UCLA vs. (18) NC State	San Diego, CA	Tue., Dec. 28	8:00pm	FOX
Guaranteed Rate	West Virginia vs. Minnesota	Phoenix, AZ	Tue., Dec. 28	10:15 pm	ESPN
Wasabi Fenway	SMU vs. Virginia	Boston, MA	Wed., Dec. 29	11:00am	ESPN
New Era Pinstripe	Maryland vs. Virginia Tech	Bronx, NY	Wed., Dec. 29	2:15pm	ESPN
Cheez-It	(19) Clemson vs. Iowa State	Orlando, FL	Wed., Dec. 29	5:45pm	ESPN
Valero Alamo	(14) Oregon vs. (16) Oklahoma	San Antonio, TX	Wed., Dec. 29	9:15pm	ESPN
Duke's Mayo	North Carolina vs. South Carolina	Charlotte, NC	Thu., Dec. 30	11:30am	ESPN
TransPerfect Music City	Tennessee vs. Purdue	Nashville, TN	Thu., Dec. 30	3:00pm	ESPN
Chick-fil-A Peach	(12) Pitt vs. (10) Michigan State	Atlanta, GA	Thu., Dec. 30	7:00pm	ESPN
SRS Distribution Las Vegas	Wisconsin vs. Arizona State	Las Vegas, NV	Thu., Dec. 30	10:30pm	ESPN
TaxSlayer Gator	(17) Wake Forest vs. (25) Texas A&M	Jacksonville, FL	Fri., Dec. 31	11:00am	ESPN
Tony the Tiger Sun	Washington State vs. Miami (FL)	El Paso, TX	Fri., Dec. 31	12:00pm	CBS
Barstool Sports Arizona	Central Michigan vs. Boise State	Tucson, AZ	Fri., Dec. 31	2:00pm	Barstool
Goodyear Cotton	(4) Cincinnati vs. (1) Alabama	Arlington, TX	Fri., Dec. 31	3:30pm	ESPN
Capital One Orange	(3) Georgia vs. (2) Michigan	Miami Gardens, FL	Fri., Dec. 31	7:30pm	ESPN
Outback	Penn State vs. (21) Arkansas	Tampa, FL	Sat., Jan. 1	12:00pm	ESPN2
PlayStation Fiesta	(9) Oklahoma State vs. (5) Notre Dame	Glendale, AZ	Sat., Jan. 1	1:00pm	ESPN
Vrbo Citrus	(15) Iowa vs. (22) Kentucky	Orlando, FL	Sat., Jan. 1	1:00 pm	ABC
Rose Bowl Game	(11) Utah vs. (6) Ohio State	Pasadena, CA	Sat., Jan. 1	5:00 pm	ESPN
Allstate Sugar	(7) Baylor vs. (8) Ole Miss	New Orleans, LA	Sat., Jan. 1	8:45 pm	ESPN
TaxAct Texas	LSU vs. Kansas State	Houston, TX	Tue., Jan. 4	9:00 pm	ESPN
CFP National Championship	Semifinal Winners	Indianapolis, IN	Mon., Jan. 10	8:00 pm	ESPN




# TOLEDO BOWL HISTORY

## 1969 TANGERINE BOWL TOLEDO 56, DAVIDSON 33

The Rockets headed to Orlando with much at stake: the first undefeated season in the history of the football program. The Rocket offense racked up 324 yards in total offense and put 42 points on the board in the first half. It all led to a 56-33 victory over Southern Conference champion Davidson in the 24th annual Tangerine Bowl.

Quarterback Chuck Ealey, voted the game's most valuable back, ran nine times for 83 yards and a touchdown and threw for 147 yards and three scores on 10-of-13 passing. Don Fair caught four passes for 78 yards and Charles Cole carried 22 times for 152 yards.

The Rockets were later rewarded with a No. 20 national ranking in



## 1981 CALIFORNIA BOWL TOLEDO 27, SAN JOSE ST. 25

They said it couldn't be done. There was no

way that Toledo could beat a San Jose State team ranked 20th in the final UPI coaches poll. Yet when the first-ever California Bowl game was over, it was Toledo who left the field victorious, 27-25. Tony Lee's 41-yard field goal with just seconds left gave Toledo the victory.

Toledo had led in the game, 21-3, in the third quarter, but let that slip away. The Spartans took a 25-24 lead with just 52 seconds remaining, on a 35-yard touchdown pass and a two-point conversion.

The Rockets were faced with 80 yards of field ahead of them and no time outs remaining. Quarterback Maurice Hall coolly marched his offense down to the Spartan 24-yard line to set the stage for Lee's winning field goal.



## 1970 TANGERINE BOWL TOLEDO 40, WILLIAM & MARY 12

The Rockets looking to repeat as Tangerine Bowl champs and post a second consecutive undefeated season, but Lou Holtz's William & Mary team had other ideas and looked primed for an upset when it jumped out to a 6-0 lead and trailed by one point, 7-6, at halftime.

But it was all Rockets in the second half as they scored on their first four possessions.

The Rockets churned out 326 yards rushing, paced by Charles Cole (132 yards) and Tony Harris (101 yards). Toledo finished 12th in the nation in the final A.P. poll, 14th in the Football News and 17th by UPI.




## 1984 CALIFORNIA BOWL UNLV 30, TOLEDO 13\*

The Rockets came up short, 30-13, against

Randall Cunningham, Ickey Woods and the rest of the Runnin' Rebels. Cunningham had a stellar game, completing 18-of-28 passes for 270 yards. Woods, just a freshman at the time, led UNLV with 53 yards and a TD.

Rocket running back Steve Morgan was named Toledo's outstanding offensive player after totaling 154 yards on 31 carries, while quarterback A.J. Sager was 12-of-31 for 137 yards with one TD.



*\*NOTE: The contest was later forfeited to Toledo by the PCAA due to use of ineligible players by UNLV earlier that season. UNLV has never accepted the ruling.*

## 1971 TANGERINE BOWL TOLEDO 28, RICHMOND 3

For the first 15 minutes of the game, Richmond looked as if it had the ability to end Toledo's winning streak at 34 games, taking a 3-0 lead. But then quarterback Chuck Ealey and the No. 1 defense in the nation went to work.

The Rocket defense limited the Spiders to just 51 total yards of total offense in the second half, including none through the air. Richmond punted on five of its seven possessions in the second half, was stopped on fourth down on one and intercepted on the other.

Ealey completed 14-of-23 passes for 176 yards and scored from one yard out. With the victory, the Rockets ran their winning streak to 35 games, to this day the second-longest in major college football.




## 1995 LAS VEGAS BOWL TOLEDO 40, NEVADA 37 (OT)

In a game that featured the first overtime in Division I-A football history, Toledo prevailed over Nevada, 40-37, electrifying a national TV audience on ESPN. After a field goal gave the Wolf Pack a 37-34 lead, its first of the game, the Rockets' Wasean Tait, who set four bowl records and was named co-MVP, scored the winning points on a two-yard run.

Tait set Las Vegas Bowl standards for rushing yards (185), all-purpose yards (238) and TDs (four).

The two teams battled to stand-still through regulation, with Nevada tying the game with a late field goal. Toledo won the overtime coin toss and elected to go on defense first. Nevada settled for a field goal, setting up Tait, who got the call on three of UT's four plays, the last one the game-winner. He was buried under a sea of Rockets in the victory.







## TOLEDO BOWL HISTORY

### 2001 MOTOR CITY BOWL TOLEDO 23, CINCINNATI 16

Chester Taylor ran for a Motor City Bowl-record 190 yards and scored the go-ahead touchdown on a 24-yard run with 3:23 left as Toledo defeated Cincinnati, 23-16. But it was a big play by the defense that clinched the victory for Toledo.

Cincinnati drove to the UT five-yard line, but couldn't convert on fourth-and-4 with 50 seconds left. Cincinnati's Ray Jackson bobbled a deflected pass in a crowded end zone, and senior free safety Andy Boyd then wrestled Jackson—and the ball—to the ground to seal the victory for Toledo.

Quarterback Tavares Bolden was 14-of-28 for 135 yards, but it was his legs that helped Toledo the most. He ran for 41 yards on a draw on the first play of the second half that led to a UT field goal. He tied the game late in the third quarter when he sprinted 28 yards untouched for a touchdown. For the game, Bolden ran for 99 yards, which helped the Rockets set a Motor City Bowl record with 322 yards rushing.




### 2004 MOTOR CITY BOWL UCONN 39, TOLEDO 10

Quarterback Bruce Gradkowski was game. Unfortunately, his broken right hand was not. Gradkowski, who broke his throwing hand in the MAC Championship Game, tried to play in the Motor City Bowl but was ineffective and clearly in pain. As a result, the Rockets' offense stalled, and Connecticut had its way with Toledo, 39-10. Gradkowski finished 6-of-12 for 43 yards before being replaced by Marques Council. By the time Council got in the game to start the second half, UConn was up, 30-7. Council set career highs in attempts (28), completions (16) and passing yards (160).

Toledo entered the game as the favorites, but without a healthy Gradkowski it was no contest. UConn scored on six of its first seven possessions as the Rockets were held to a season-low 10 points.

Gradkowski wasn't the only Rocket to go down, as the UT training staff was kept busy throughout the entire game. Senior All-MAC free safety Patrick Body broke his right arm in the second half. Lance Moore, Toledo's all-time leading receiver, left the game in the second half with a dislocated shoulder. Senior center David Odenthal suffered a sprained left ankle in the first half, returned briefly, then sat out most of the second half.



### 2002 MOTOR CITY BOWL BOSTON COLLEGE 51, TOLEDO 25

Boston College scored on its first six possessions on its way to a 42-18 halftime lead, effectively putting the game away and preventing the Rockets from defending their Motor City Bowl title. Toledo cut the Eagles' advantage to 21-10 when Trinity Dawson scored on a two-yard run with 10:47 remaining in the first half but UT never got any closer.

Down 28-10 with less than six minutes to go in the first half, Toledo gambled, going for it on a fourth-and-1 from its own 40, but Brian Jones' pass fell incomplete. Boston College took possession, and on the next play, Grant Adams caught Brian St. Pierre's pass across the middle, eluded a defender and raced into the end zone for a 35-10 lead. A one-yard TD run by Brandon Brokaw with 1:31 to go in the half made it 42-10.

Jones, the nation's percentage completion leader, connected on 27-41 passes for 331 yards with two touchdowns and two interceptions.

Wide receiver Carl Ford had a career-high 10 receptions for 112 yards, including a nine-yard touchdown pass with 24 seconds to go in the second quarter. Fellow senior Donta' Greene added four catches for 63 yards.



### 2005 GMAC BOWL TOLEDO 45, UTEP 13


Quarterback Bruce Gradkowski ended his storied collegiate career with an exclamation point, throwing five touchdown passes to lead Toledo to a convincing 45-13 win over UTEP. Fellow senior and roommate Trinity Dawson ran for 132 yards.

Toledo's defense shut down UTEP's offense at almost every turn. Linebacker Mike Alston contributed two big tackles for the Rockets to end the first half, when UTEP was threatening to cut into a 28-13 deficit. It was the last time the Miners appeared set to mount a rally.

Gradkowski, who completed 18-of-32 passes for 298 yards, was chosen as the game's MVP while Dawson (offense), Alston (defensive) and Steve Odom (special teams) also won game honors. After the game, Gradkowski summed up the sentiment of the team.

"It's been an honor to be here this week," said Gradkowski. "We were treated unbelievably by the city of Mobile. The southern hospitality has been awesome. We've never experienced anything like this. We wanted to give back to Mobile by performing the way we did. I hope we satisfied the fans out there.

"It's been a pleasure. What a way to go out. This is our championship. We are GMAC Bowl Champions."






# TOLEDO BOWL HISTORY

## 2010 LITTLE CAESARS PIZZA BOWL FIU 34, TOLEDO 32

Florida International capped a second-half comeback with a 34-yard field goal as time expired to give the Panthers a dramatic 34-32 victory over Toledo at the Little Caesars Pizza Bowl at Ford Field in Detroit.

FIU's game-winning field goal overshadowed Toledo's own comeback that gave the Rockets a 32-31 lead with 1:14 to play. Redshirt freshman quarterback Terrance Owens scrambled in for a 14-yard TD and then completed a pass to sophomore wide receiver Eric Page for the two-point conversion. But on its final possession FIU converted a fourth-and-17 from its own 41-yard line to keep its drive alive and set up the eventual game-winning field goal by Jack Griffin.

Toledo held a 24-7 lead early in the second half but FIU scored 24 unanswered points to take a 31-24 lead with 3:18 to play. Junior Adonis Thomas led the Rockets with a career-high 193 yards rushing and two touchdowns. Thomas' second TD run was an 87-yard bolt in the second quarter, the longest run of his career, the fourth-longest rush in Toledo history and tied for the longest run in Little Caesars Bowl history. He finished the season with 1,098 yards, the 13th-highest total in school history.




## 2011 MILITARY BOWL TOLEDO 42, AIR FORCE 41

Toledo used its powerful offense and the defense came up with a big play in an exciting 42-41 victory over Air Force in the Military Bowl. The Rockets never trailed in a see-saw affair in which there were three ties and UT's largest lead was 14 points.

With 52 seconds left in the game, Air Force scored what appeared to be the game-tying touchdown when Falcons receiver Jonathan Warzeka caught a wide open 33-yard pass from quarterback Tim Jefferson.

Air Force lined up for the extra-point but opted to go for two points on a trick play. Holder David Baska took the snap and headed for the end zone, but sophomore defensive end Jayrone Elliott stripped the ball loose from Baska. The ball bounced in the direction of Parker Herrington, who tried to scoop up the loose ball but ending up kicking it out of the end zone leaving the Rockets with a 42-41 advantage and their first bowl victory since 2005.

The victory was a great vindication for a Rocket team that had survived numerous injuries—including three key injuries to its defense in this game. It was also a dramatic debut for head coach Matt Campbell, the Rockets' offensive coordinator who was named head coach just 16 days prior to the game.



## 2012 IDAHO POTATO BOWL UTAH STATE 41, TOLEDO 15

Despite the loss of two stars, Toledo

gave No. 18 Utah State all it could handle before losing, 41-15, at the Famous Idaho Potato Bowl in Boise, Idaho.

Senior linebacker Dan Molls, the nation's leading tackler, was knocked out of the game with a concussion on the game's opening kickoff. A short while later, junior running back David Fluellen reinjured his sore left ankle and never returned.

Despite those losses, Toledo was in the game well into the fourth quarter, trailing just 13-9 before a 63-yard touchdown run by USU's Kerwynn Williams put the game on ice just under the seven-minute mark. Williams then followed with two more scoring runs of five and 25 yards to finish the game with 18 carries for 235 yards.

Senior QB Austin Dantin, who played the first three quarters, completed 12-of-21 attempts for 132 yards with two interceptions for the Rockets. Junior QB Terrance Owens, hobbled by an ankle injury, played most of the fourth quarter and was 5-of-16 for 26 yards. Utah State's Chuckie Keeton threw for 229 yards and completed 21-of-31 pass attempts.


Junior WR Bernard Reedy led the Rockets in both rushing and receiving, finishing with a career-high 10 carries for 50 yards on the ground and six catches for 62 yards through the air. He was honored following the game as Toledo's Most Valuable Player.



## 2015 GO DADDY BOWL TOLEDO 63, ARKANSAS STATE 44

Sophomore running back Kareem Hunt rushed for a career-high 271 yards and a bowl-record five touchdowns to propel the Toledo Rockets to a 63-44 victory over Arkansas State at the GoDaddy Bowl in Mobile on Jan. 4.

Hunt, who was named the game's Most Valuable Player, set the bowl record for rushing yards, as well. His five TDs ties the Toledo record for touchdowns, and ties the all-time bowl record for rushing touchdowns held by two others, most recently Oklahoma State's Barry Sanders at the



1988 Holiday Bowl.

In a game that featured 107 total points and 1,009 yards of total offense, Toledo's defense played a big role in the victory, scoring two touchdowns in the first half and stopping Arkansas State's potent offense in several key situations. Junior defensive end Trent Voss, who recovered a fumble in the end zone on the game's first play, had a career-high four tackles for loss among his game-high 10 tackles. He was named Defensive Player of the Game.


Sophomore quarterback Logan Woodside completed 21-of-27 passes for 176 yards and a touchdown. Sophomore Damion Jones-Moore added 103 yards and two touchdowns on 15 carries.





# TOLEDO BOWL HISTORY

## 2015 MARMOT BOCA RATON BOWL TOLEDO 32, TEMPLE 17



Phillip Ely threw for 285 yards and two touchdowns and Toledo used a smothering defense to knock off No. 24 Temple, 32-17, at the Marmot Boca Raton Bowl at FAU Stadium. Ely, playing in his final game as a Rocket, returned to his native Florida to lead the Rockets to victory in Jason Candle's first game as head coach.

Ely, a transfer from Alabama, was named the game's Offensive MVP. He completed 20-of-28 passes despite throwing in driving rain most of the night. Kareem Hunt led the running attack

with 79 yards and two TDs. Cody Thompson had four receptions for a career-high 119 yards, including a big 80-yard score in the fourth quarter.

While Ely provided the Rockets (10-2) with leadership on offense, the Toledo defense set the tone of the game, holding the Owls to just 17 points and a mere 67 yards of total offense in the first half. Ja'Wuan Woodley, who had a key safety in the first half, was named the game's Defensive MVP. Chase Murdock and Trent Voss paced the front seven with 11 and 10 tackles, respectively.

Toledo's defense controlled the action in the first half, holding Temple (10-4) to just 67 yards of total offense.

## 2016 RAYCOM MEDIA CAMELLIA BOWL APPALACHIAN STATE 31, TOLEDO 28



Senior Kareem Hunt rushed for 120 yards and two touchdowns to become Toledo's all-time leading rusher, but it wasn't enough as Toledo fell to Appalachian State, 31-28, in the 2016 Raycom Media Camellia Bowl in Montgomery, Ala.


App State scored on a 39-yard field goal with 5:14 left in the fourth quarter to give the Mountaineers a 31-28 lead. Toledo had its chance to tie the score but Jameson Vest's 30-yard field-goal attempt with 1:48 remaining was wide right.

Hunt led the rushing attack with 120 yards, giving him 4,945 career rushing yards, which breaks the all-time record at Toledo previously held by Chester Taylor (4,849 from 1998-2001). It was also the 28th 100-yard game in his career, breaking the school mark of 27 held by Taylor.

Senior Logan Woodside connected 18-of-26 passes and added to his nation-leading total by throwing two touchdown passes to give him 45. Junior Cody Thompson led the team with 99 yards on five receptions, giving him 1,269 on the season and surpassing the Toledo record of 1,194 set by Lance Moore in 2003.

The contest was a close battle throughout the night with neither team leading by more than seven points. The score was tied at 7, 14, 21 and 28.

## 2017 DOLLAR GENERAL BOWL APPALACHIAN STATE 34, TOLEDO 0



Toledo fell behind early and could never get back in the game in a 34-0 loss to Appalachian State in the Dollar General Bowl in Mobile, Ala.

The Rockets (11-3) trailed 20-0 at half-time and App State outgained Toledo in total offense for the game, 458-146.

Senior quarterback Logan Woodside, playing in his final game as a Rocket, completed 16-of-29 passes for 124 yards. Senior

Terry Swanson led the running attack with 44 yards. Sophomore Diontae Johnson caught two passes for 21 yards, finishing his season with a school-record 1,278 receiving yards.

Appalachian State controlled the first half, taking a 20-0 half-time lead and outgaining the Rockets in total offense, 267-85, in the first 30 minutes. The Mountaineers got on the board on their third possession of the game on a seven-yard TD run by Jalin Moore with 4:06 to play in the first quarter. The 36-yard drive was set up by an ASU interception of Woodside near midfield that was returned 19 yards by Anthony Flory.

ASU scored again on its next possession, a nine-play, 64-yard drive capped off by another seven-yard run by Moore. After the Mountaineers forced Toledo to punt, they drove 57 yards before settling for a 29-yard field goal by Chandler Staton to increase their lead to 17-0 with 8:09 left in the first half.

## 2018 MAKERS WANTED BAHAMAS BOWL FIU 35, TOLEDO 32



Toledo scored the game's first points in the first 29 seconds of the Makers Wanted Bahamas Bowl, but couldn't hold off Florida International, falling to the Golden Panthers.

Eli Peters threw for 264 yards and tied a career high with three TD passes. Diontae Johnson caught six passes for 98 yards and a score, while Jon'Vea Johnson added two touchdown catches. Bryant Koback scored the game's first touchdown with a three-yard rush in the first quarter, and both Richard Olekanma and Tuzar Skipper

led the Rockets with eight tackles.

Toledo took the lead early on with 10 points in the first quarter, but FIU's strong rushing attack put the Panthers ahead by 10, 35-25, late in the game. However, Peters found Johnson for the second time in the corner of the end zone for a 43-yard touchdown with two seconds left to keep the Rockets' hopes alive. UT's chances came down to an onside kick, which was recovered by FIU to seal the Panthers' victory.



# BIG PLAYS

## 2021 Big Plays

20+ yards from scrimmage, 30+ yards on kickoff return, 20+ yards on all other returns

TEAM	NSU	ND	CSU	BSU	UMass	NIU	CMU	WMU	EMU	BGSU	Ohio	Akron	TOTAL
Toledo	4	5	3	5	9	7	6	6	8	6	5	8	72
Opponent	4	7	2	3	3	5	2	3	4	2	4	5	44

### Toledo's Big Plays

Norfolk State (Sept. 4)	4 (2 receiving, 1 rushing, 1 punt return)
at Notre Dame (Sept. 11)	5 (1 receiving, 2 rushing, 1 kickoff return, 1 interception return)
Colorado State (Sept. 18)	3 (3 receiving)
at Ball State (Sept. 25)	5 (3 receiving, 2 rushing)
at UMass (Oct. 2)	9 (4 receiving, 3 rushing, 2 interception)
Northern Illinois (Oct. 9)	7 (3 receiving, 2 rushing, 1 kickoff return, 1 punt return)
at Central Michigan (Oct. 16)	6 (4 receiving, 1 rushing, 1 kickoff return)
Western Michigan (Oct. 23)	6 (3 receiving, 2 rushing, 1 punt return)
Eastern Michigan (Nov. 2)	8 (5 receiving, 2 rushing, 1 kickoff return)
at Bowling Green (Nov. 10)	6 (4 receiving, 2 rushing)
at Ohio (Nov. 16)	5 (1 receiving, 2 rushing, 2 kickoff)
Akron (Nov. 27)	8 (6 receiving, 1 rushing, 1 punt return)
<b>Total</b>	<b>72 (38 receiving, 21 rushing, 5 punt return, 5 kickoff return, 3 interception return)</b>

### Total Big Plays

#### Receiving (20+)

85 - Matt Landers vs. Ohio  
 84 - Devin Maddox vs. Norfolk State  
 80 - Matt Landers vs. Eastern Michigan  
 75 - Bryant Koback vs. Northern Illinois  
 69 - Devin Maddox vs. Ball State  
 66 - Devin Maddox vs. Notre Dame  
 59 - Danzel McKinley-Lewis vs. Bowling Green  
 55 - Isaiah Winstead vs. UMass  
 51 - Bryant Koback vs. Akron  
 49 - Isaiah Winstead vs. Central Michigan  
 46 - Drew Rosi vs. Northern Illinois  
 44 - Matt Landers vs. Bowling Green  
 42 - Bryce Mitchell vs. Colorado State  
 39 - Jerjuan Newton vs. Colorado State  
 39 - Isaiah Winstead vs. Bowling Green  
 36 - DeMeer Blankumsee vs. Eastern Michigan  
 36 - Matt Landers vs. Akron  
 34 - Danzel McKinley-Lewis vs. Western Michigan  
 33 - Drew Rosi vs. Akron  
 30 - DeMeer Blankumsee vs. UMass  
 28 - Jamal Turner vs. UMass  
 28 - Jamal Turner vs. Central Michigan  
 28 - Isaiah Winstead vs. Central Michigan  
 28 - Bryce Mitchell vs. Western Michigan  
 27 - Bryce Mitchell vs. Norfolk State  
 27 - Jerjuan Newton vs. Eastern Michigan  
 26 - Matt Landers vs. Eastern Michigan  
 23 - Bryce Mitchell vs. Ball State  
 23 - Devin Maddox vs. Eastern Michigan  
 23 - Devin Maddox vs. Akron  
 22 - Isaiah Winstead vs. Central Michigan  
 22 - Jacquez Stuart vs. Bowling Green  
 22 - Isaiah Winstead vs. Akron  
 21 - Matt Landers vs. Northern Illinois  
 20 - Danzel McKinley-Lewis vs. Colorado State  
 20 - Isaiah Winstead vs. Ball State  
 20 - Isaiah Winstead vs. Western Michigan  
 20 - Thomas Zsiros vs. UMass  
 20 - Devin Maddox vs. Akron

34 - Dequan Finn vs. UMass  
 33 - Bryant Koback vs. Central Michigan  
 31 - Bryant Koback vs. Northern Illinois  
 26 - Dequan Finn vs. Notre Dame  
 24 - Dequan Finn vs. Norfolk State  
 24 - Bryant Koback vs. Western Michigan  
 22 - Micah Kelly vs. Western Michigan  
 22 - Bryant Koback vs. Eastern Michigan  
 22 - Micah Kelly vs. Bowling Green  
 21 - Bryant Koback vs. UMass  
 21 - Jacquez Stuart vs. UMass  
 21 - Bryant Koback vs. Ohio

#### Kickoff Return (30+)

97 - Jacquez Stuart vs. Eastern Michigan  
 76 - Bryce Mitchell vs. Central Michigan  
 38 - Bryce Mitchell vs. Notre Dame  
 34 - Bryce Mitchell vs. Northern Illinois  
 34 - DeMeer Blankumsee vs. Ohio  
 34 - Jacquez Stuart vs. Ohio

#### Punt Return (20+)

32 - Devin Maddox vs. Western Michigan  
 30 - Devin Maddox vs. Northern Illinois  
 26 - Devin Maddox vs. Akron  
 25 - Maxen Hook vs. Norfolk State

#### Interception Return (20+)

41 - Nate Bauer vs. UMass  
 27 - Chris McDonald vs. Notre Dame  
 27 - Dyontae Johnson vs. UMass

#### Rushing (20+)

70 - Dequan Finn vs. Ball State  
 67 - Bryant Koback vs. Notre Dame  
 67 - Bryant Koback vs. Eastern Michigan  
 55 - Bryant Koback vs. Ohio  
 50 - Bryant Koback vs. Bowling Green  
 46 - Jacquez Stuart vs. Ball State  
 44 - Bryant Koback vs. Akron  
 40 - Bryant Koback vs. Northern Illinois





# TOLEDO AMONG NATIONAL AND MAC LEADERS

Statistic	National Rank	Conference Rank	Value	National Leader	Value	Conference Leader	Value
3rd Down Conversion Pct (130 ranked)	90	9	0.365	Coastal Carolina	0.541	Buffalo	0.460
3rd Down Conversion Pct Defense (129 ranked)	55	4	0.374	Oklahoma St.	0.247	Western Mich.	0.268
4th Down Conversion Pct (130 ranked)	111	11	0.391	Northern Ill.	0.826	Northern Ill.	0.826
4th Down Conversion Pct Defense (130 ranked)	43	3	0.455	Pittsburgh	0.190	Bowling Green Northern Ill.	0.400 0.400
Blocked Kicks (63 ranked)	28	3	2	Cincinnati Houston Old Dominion	6 6 6	Bowling Green	5
Blocked Kicks Allowed (129 ranked)	1	1	0	31 teams tied	0	4 teams tied	0
Blocked Punts (31 ranked)	16	3	2	6 teams tied	4	Ball St. Bowling Green	3 3
Blocked Punts Allowed (129 ranked)	1	1	0	63 teams tied	0	5 teams tied	0
Completion Percentage (130 ranked)	85	9	0.593	Mississippi St.	0.747	Eastern Mich.	0.684
Defensive TDs (55 ranked)	22	1	2	Middle Tenn. Nevada Ohio St.	6 6 6	Toledo	2
Fewest Penalties (130 ranked)	130	12	118	Eastern Mich.	41	Eastern Mich.	41
Fewest Penalties Per Game (130 ranked)	130	12	9.83	Eastern Mich.	3.42	Eastern Mich.	3.42
Fewest Penalty Yards (130 ranked)	129	12	1,056	Eastern Mich.	366	Eastern Mich.	366
Fewest Penalty Yards Per Game (130 ranked)	129	12	88.00	Eastern Mich.	30.50	Eastern Mich.	30.50
First Downs Defense (129 ranked)	45	2	230	Wisconsin	156	Western Mich.	206
First Downs Offense (130 ranked)	73	8	250	Western Ky.	332	Kent St.	309
Fumbles Lost (130 ranked)	13	3	4	Missouri Nevada	1 1	Central Mich. Eastern Mich.	3 3
Fumbles Recovered (125 ranked)	69	9	6	Middle Tenn.	15	Western Mich.	10
Kickoff Return Defense (130 ranked)	21	6	17.91	Michigan	12.08	Northern Ill.	14.41
Kickoff Returns (130 ranked)	21	1	24.97	NC State	30.67	Toledo	24.97
Net Punting (130 ranked)	118	8	35.70	Rutgers	45.34	Eastern Mich.	42.22
Passes Had Intercepted (129 ranked)	1	1	2	Toledo	2	Toledo	2
Passes Intercepted (130 ranked)	96	4	7	Iowa	22	Ball St. Kent St.	15 15
Passing Offense (130 ranked)	58	6	241.3	Western Ky.	424.8	Miami (OH)	282.7
Passing Yards Allowed (130 ranked)	17	2	191.8	Washington	143.3	Bowling Green	186.2
Passing Yards per Completion (130 ranked)	17	3	13.92	Army West Point	21.91	Miami (OH)	15.08
Punt Return Defense (130 ranked)	99	10	10.21	Coastal Carolina	0.00	Kent St.	2.88
Punt Returns (130 ranked)	57	4	8.81	Central Mich.	20.25	Central Mich.	20.25
Red Zone Defense (130 ranked)	47	4	0.800	Georgia	0.545	Buffalo	0.735
Red Zone Offense (130 ranked)	39	2	0.875	Oklahoma	0.964	Northern Ill.	0.930
Rushing Defense (130 ranked)	67	4	150.8	Wisconsin	65.2	Central Mich.	128.2
Rushing Offense (130 ranked)	33	5	192.9	Air Force	340.8	Kent St.	247.2
Sacks Allowed (130 ranked)	108	9	2.92	Army West Point	0.55	Northern Ill.	0.83
Scoring Defense (130 ranked)	27	1	21.0	Georgia	6.9	Toledo	21.0
Scoring Offense (130 ranked)	25	1	34.2	Ohio St.	45.5	Toledo	34.2
Tackles for Loss Allowed (130 ranked)	101	10	6.33	Michigan	2.00	Miami (OH)	3.17
Team Passing Efficiency (130 ranked)	46	4	146.23	Coastal Carolina	190.63	Western Mich.	154.26
Team Passing Efficiency Defense (130 ranked)	20	1	117.92	Georgia	95.04	Toledo	117.92
Team Sacks (129 ranked)	16	1	3.08	Oklahoma St.	4.08	5 teams tied	3.08
Team Tackles for Loss (130 ranked)	23	2	6.8	App State Oklahoma St.	8.2 8.2	Central Mich.	7.1
Time of Possession (130 ranked)	110	10	28:06	Army West Point	36:46	Western Mich.	35:30
Total Defense (130 ranked)	33	2	342.6	Georgia	230.8	Western Mich.	336.8
Total Offense (130 ranked)	40	4	434.2	Ohio St.	551.4	Kent St.	490.5
Turnover Margin (130 ranked)	25	3	0.58	Nevada	1.33	Kent St.	1.25
Turnovers Gained (129 ranked)	95	6	13	Middle Tenn.	31	Kent St.	24
Turnovers Lost (130 ranked)	1	1	6	Toledo	6	Toledo	6
Winning Percentage (127 ranked)	45	3	0.583	Cincinnati Georgia	1.000 1.000	Central Mich. Northern Ill.	0.667 0.667



# TOLEDO AMONG NATIONAL AND MAC LEADERS

Statistic	Player	National Rank	Conference Rank	Value	National Leader	Value	Conference Leader	Value
All Purpose (200 ranked)	Bryant Koback	14	2	133.92	Lew Nichols, Central Mich.	167.50	Lew Nichols, Central Mich.	167.50
Blocked Kicks (2 ranked)					Mannie Nunnery, Houston	3	Sy Dabney, Bowling Green Hassan Littles, Ball St. Zach Morton, Akron	2 2 2
Combined Kick Returns (200 ranked)	Jacquez Stuart Devin Maddox	82 172	10 16	292 136	Alan Lamar, Arkansas St.	1,333	Ron Cook, Buffalo	622
Completion Percentage (112 ranked)	Dequan Finn	84	9	0.597	Will Rogers, Mississippi St.	0.751	Ben Bryant, Eastern Mich.	0.688
Completions Per Game (99 ranked)					Will Rogers, Mississippi St.	39.42	Ben Bryant, Eastern Mich.	21.33
Field Goal Percentage (112 ranked)	Thomas Cluckey	102	9	0.619	Zack Long, Tulsa Nate Needham, Bowling Green	0.950 0.950	Nate Needham, Bowling Green	0.950
Field Goals Per Game (135 ranked)	Thomas Cluckey	68	7	1.08	Jonah Dalmas, Boise St.	2.17	John Richardson, Northern Ill.	1.64
Forced Fumbles (28 ranked)					Felix Anudike-Uzomah, Kansas St.	0.50	Alonzo McCoy, Central Mich.	0.33
Fumbles Recovered (21 ranked)	Zachary Ford	21	2	2	Jordan Lee, Nevada	5	Zaire Barnes, Western Mich.	3
Interceptions Per Game (133 ranked)					Riley Moss, Iowa Brandon Sebastian, Boston College	0.4 0.4	Montre Miller, Kent St.	0.4
Kickoff Return TDs (11 ranked)	Jacquez Stuart	11	1	1	Brian Battie, South Fla.	3	7 players tied	1
Kickoff Returns (63 ranked)					Lideatrick Griffin, Mississippi St.	35.0	Ja'Shaun Poke, Kent St.	24.6
Passes Defended (16 ranked)	Samuel Womack	7	1	1.3	Ja'Quan McMillian, East Carolina	1.8	Samuel Womack, Toledo	1.3
Passing Efficiency (112 ranked)	Dequan Finn	17	2	157.6	Grayson McCall, Coastal Carolina	207.9	Brett Gabbert, Miami (OH)	159.1
Passing TDs (158 ranked)	Dequan Finn Carter Bradley	61 158	5 16	16 4	Bailey Zappe, Western Ky.	52	Brett Gabbert, Miami (OH)	24
Passing Yards (130 ranked)	Dequan Finn	87	9	1,855	Bailey Zappe, Western Ky.	4,993	Kaleb Eleby, Western Mich.	3,115
Passing Yards Per Game (130 ranked)	Dequan Finn	95	11	154.6	Bailey Zappe, Western Ky.	416.1	Brett Gabbert, Miami (OH)	268.7
Passing Yards per Completion (112 ranked)	Dequan Finn	8	2	14.72	Stetson Bennett, Georgia	16.68	Brett Gabbert, Miami (OH)	15.50
Points Responsible For (199 ranked)	Dequan Finn Bryant Koback Thomas Cluckey	42 85 148	4 7 16	146 110 88	Bailey Zappe, Western Ky.	332	Kaleb Eleby, Western Mich.	162
Points Responsible For Per Game (199 ranked)	Dequan Finn Bryant Koback Thomas Cluckey	49 90 165	4 7 18	12.2 9.2 7.3	Bailey Zappe, Western Ky.	27.7	Brett Gabbert, Miami (OH)	17.1
Punt Return TDs (5 ranked)	Maxen Hook Jacquez Stuart	5 5	2 2	1 1	4 players tied	2	Kalil Pimbleton, Central Mich.	2
Punt Returns (42 ranked)	Devin Maddox	22	1	8.5	Jaylin Lane, Middle Tenn.	16.9	Devin Maddox, Toledo	8.5
Punting (90 ranked)	Bailey Flint	82	8	40.0	Matt Araiza, San Diego St.	51.5	Jake Julien, Eastern Mich.	45.9
Receiving TDs (158 ranked)	Matt Landers Devin Maddox	158 158	16 16	4 4	Jordan Addison, Pittsburgh	17	Jack Sorenson, Miami (OH) JaCorey Sullivan, Central Mich.	10 10
Receiving Yards (200 ranked)	Devin Maddox	163	20	562	Deven Thompson, Utah St.	1,543	Jack Sorenson, Miami (OH)	1,290
Receiving Yards Per Game (199 ranked)	Devin Maddox	174	21	46.8	Deven Thompson, Utah St.	128.6	Skyy Moore, Western Mich.	114.2
Receptions Per Game (199 ranked)					Jerreth Sterns, Western Ky.	10.6	Skyy Moore, Western Mich.	8.3
Rush Yards Per Carry (151 ranked)	Bryant Koback	6	1	6.71	Braelon Allen, Wisconsin	7.06	Bryant Koback, Toledo	6.71
Rushing TDs (196 ranked)	Bryant Koback Dequan Finn	10 76	1 10	15 8	Rasheen Ali, Marshall Tyler Allgeier, BYU Breece Hall, Iowa St.	20 20 20	Bryant Koback, Toledo Lew Nichols, Central Mich.	15 15
Rushing Yards (200 ranked)	Bryant Koback	10	2	1,274	Lew Nichols, Central Mich.	1,710	Lew Nichols, Central Mich.	1,710
Rushing Yards Per Game (200 ranked)	Bryant Koback	11	2	106.2	Lew Nichols, Central Mich.	142.5	Lew Nichols, Central Mich.	142.5
Sacks (142 ranked)	Jamal Hines	15	2	0.83	Andre Carter II, Army West Point	1.32	Ali Fayad, Western Mich.	0.96
Scoring (191 ranked)	Bryant Koback Thomas Cluckey	17 72	1 7	9.2 7.3	Breece Hall, Iowa St.	11.5	Bryant Koback, Toledo	9.2
Solo Tackles (27 ranked)					Chris Bergin, Northwestern	7.0	Matthew Salopek, Miami (OH)	5.8
Tackles For Loss (21 ranked)					Will Anderson Jr., Alabama	2.5	Ali Fayad, Western Mich.	1.2
Total Interceptions (30 ranked)					10 players tied	5	Montre Miller, Kent St. Jaylin Thomas, Ball St.	4 4
Total Offense (200 ranked)	Dequan Finn Bryant Koback	87 124	11 13	189.8 106.2	Brennan Armstrong, Virginia	427.3	Brett Gabbert, Miami (OH)	285.2
Total Points Scored (142 ranked)	Bryant Koback Thomas Cluckey	15 63	1 6	108 88	Breece Hall, Iowa St.	138	Bryant Koback, Toledo	108
Total Tackles (497 ranked)	Jonathan Jones Maxen Hook Jamal Hines Dyontae Johnson Desjuan Johnson Tycen Anderson	83 98 140 207 294 474	10 13 18 21 29 52	7.6 7.3 6.8 6.3 5.6 4.7	Chris Bergin, Northwestern	11.8	Darren Anders, Bowling Green	10.3
Total Touchdowns (129 ranked)	Bryant Koback Dequan Finn	7 129	1 16	18 8	Breece Hall, Iowa St.	23	Bryant Koback, Toledo	18
Yards per Pass Attempt (112 ranked)	Dequan Finn	18	3	8.79	Grayson McCall, Coastal Carolina	12.12	Brett Gabbert, Miami (OH)	9.02
Yards per Reception (200 ranked)	Devin Maddox Isaiah Winstead	113 130	10 12	14.79 14.38	Trea Shropshire, UAB	27.28	Jack Sorenson, Miami (OH)	18.70



# 2021 TOLEDO ALPHABETICAL ROSTER

No.	Name	Pos.	Ht.	Wt.	Cl.	Hometown-High School/Transfer or Prep
29x	Adkins, Trenton	RB	6-1	205	Fr.	Clintwood, Va.-Ridgeview
98	Alexander, Darius*	DT	6-4	320	Fr. (R)	Fort Wayne, Ind.-Wayne
1	Anderson, Tycen****	S	6-2	210	Sr.	Toledo, Ohio-St. John's Jesuit
62	Andrews, Dalton	OL	6-2	270	Fr. (R)	Pemberville, Ohio-Eastwood
61	Ateman, Kelvin**	OL	6-6	307	Jr.	Detroit, Mich.-Cass Tech
39	Bannister, Alex	CB	5-10	190	Jr.	Monroe, Ohio-Monroe
42	Barrow, Jackson*	LB	6-0	220	Fr. (R)	Indianapolis, Ind.-Cathedral
19x	Barry, Dylan	S	5-11	185	Fr.	Tampa, Fla.-Plant
6x	Bauer, Nate**	S	6-0	197	So.	Akron, Ohio-Archbishop Hoban
10	Beale, Adam	WR	5-8	165	So.	Holland, Ohio-Springfield
58x	Beckenhaupt, Drew	OL	6-3	287	Fr.	Cleves, Ohio-Elder
68	Berg, Mitchell**	OL	6-6	310	Jr.	Maumee, Ohio-Toledo St. John's Jesuit
70	Bergen, Michael	OL	6-4	290	Fr. (R)	Avon, Ohio-Avon
63	Bisek, Parker*	OL	6-3	290	Fr. (R)	Union, Ky.-Ryle
24x	Black, Xavier	S	6-0	175	Fr.	Canton, Ohio-Canton McKinley
17x	Blankumsee, DeMeer	WR	5-10	180	Fr.	Cincinnati, Ohio-Winton Woods
31	Bolden, Daniel***	LB	6-1	245	Jr.	Cincinnati, Ohio-Colerain
97x	Butler, Cavan*	DT	6-3	310	So.	Toledo, Ohio-Whitmer / Kentucky
90	Carter, ESean	DT	6-2	275	Fr.	Detroit, Mich.-Martin Luther King
86	Caudill, Clay	TE	6-3	245	Fr.	Mansfield, Ohio-Mansfield
47x	Chairse, Vontrell	OLB	6-3	225	Fr.	Chicago, Ill.-Wendell Phillips Academy
21x	Clark, Justin***	CB	5-11	185	Jr.	Pontiac, Mich.-West Bloomfield
17x	Cluckey, Thomas**	PK	6-1	195	So.	Oregon, Ohio-Clay
15x	Coleman, Mike	CB	5-11	165	Fr. (R)	Pittsburgh, Pa.-Woodland Hills
24x	Constant, Lamy	RB	6-0	195	Fr.	East Orange, NJ-Brooklyn (NY) Canarsie
87	Cooper, Jalin	WR	6-4	190	So.	Medina, N.Y.-Medina
35	Crider, AJ***	LB	6-1	240	Jr.	Clinton, Pa.-Hookstown South Side
94	Crider, Jaelen	DT	6-2	305	Fr.	Stow, Ohio-Stow-Munroe Falls
95	Culpepper, Judge	DT	6-4	290	So.	Tampa, Fla.-Plant / Penn State
29x	Davis, Evan**	PK	5-9	180	So.	Shelby, N.C.-Crest
11x	Delancy, Ronald III	CB	6-0	187	Fr. (R)	Miami, Fla. - Northwestern/Nebraska
23x	DelVerne, Drew	PK	5-10	177	Fr.	Sylvania, Ohio-Northview
65	Doerger, Luke****	OL	6-2	295	Sr.	Cincinnati, Ohio-La Salle
74	Dumont, Lavel	OL	6-4	315	So.	Tampa, Fla.-Wharton
43	Ellis, Sawiaha	LB	6-1	230	Fr.	Hamilton, Ohio-Fairfield
34x	Enders, Alex	TE	6-1	235	Fr. (R)	Marion, Ohio-Pleasant
7x	Finn, Dequan*	QB	6-2	207	Fr. (R)	Detroit, Mich. -King
49	Flint, Bailey****	P	6-4	210	Sr.	Melbourne, Australia
7x	Ford, Zachary**	S	6-3	200	Jr.	Cleveland, Ohio-Cleveland Heights
76	Frantz, Seth	OL	6-3	310	Fr.	Englewood, Ohio-Englewood
48	Givhan, Nate****	OLB	6-4	240	Jr.	Montgomery, Ala.-Carver
11x	Gleason, Tucker	QB	6-3	225	Fr. (R)	Tampa, Fla.- Plant/Georgia Tech
13x	Gucciardo, A.J.	QB	6-1	185	Fr. (R)	Holland, Ohio-Springfield
78	Gurman, Vitaliy*	OL	6-4	310	Sr.	Rochester, NY-Spencerport / Edinboro
6x	Hall, Gavin	QB	6-2	205	Fr.	Powder Springs, Ga.-Harrison
72	Harris, Bryce****	OL	6-3	300	Sr.	Akron, Ohio-Firestone
88	Harrison, AJ**	TE	6-2	245	Sr.	Toledo, Ohio-Springfield
91	Hines, Jamal***	OLB	6-3	250	Jr.	Cincinnati, Ohio-Princeton
96	Hood, David****	DT	6-1	287	Sr.	Miami Gardens, Fla.-Miami Carol City
25x	Hook, Maxen*	S	6-0	210	Fr.	New Palestine, Ind.-New Palestine
99	Johnson, Desjuan***	DE	6-3	265	Jr.	Detroit, Mich.-East English Village Prep
2	Johnson, Dyontae***	OLB	6-2	230	Jr.	Detroit, Mich.-Cass Tech
34x	Jones, Connor	LB	6-1	226	Fr.	Hilliard, Ohio-Darby
30x	Jones, Jonathan*	LB	5-11	230	Sr.	Ocoee, Fla.-Oak Ridge/Notre Dame
3	Kelly, Micah*	RB	5-9	195	Fr. (R)	Gautier, Miss.-Ocean Springs
12x	King, DeAmonte***	WR	5-11	195	Jr.	Akron, Ohio-St. Vincent-St. Mary
22x	Koback, Bryant***	RB	6-0	210	Jr.	Holland, Ohio-Springfield/Kentucky
40	Kühl, Lenny	TE	6-5	240	Fr.	Munich, Germany - Oklahoma City Cassady
22x	Lacey, Michael**	S	5-9	190	So.	Cleveland, Ohio-Benedictine
15x	Landers, Matt	WR	6-5	200	Jr.	St. Petersburg, Fla.-St. Petersburg/Georgia





# 2021 TOLEDO ALPHABETICAL ROSTER

No.	Name	Pos.	Ht.	Wt.	Cl.	Hometown-High School/Transfer or Prep
36x	Lisk, Ben	LS	5-10	220	Fr.	Phoenix, Ariz.-Paradise Valley
60	Long, Tyler**	OL	6-4	295	So.	Toledo, Ohio-Springfield
36x	Lowe, Jordan	RB	5-9	225	Fr. (R)	Detroit, Mich.-Cass Tech
33x	Lynch, Cauren	RB	6-0	215	Fr.	Irving, Texas-Parish Episcopal
8	Maddox, Devin**	WR	5-9	170	So.	Lakewood, Ohio-Cleveland St. Edward's
55	Major, Kendall	OL	6-3	295	So.	Beaumont, Texas - West Brook/Kilgore (Texas) JC
13x	McDonald Jr., Chris**	CB	5-10	192	So.	Miami, Fla.-Southridge
4	McKinley-Lewis, Danzel****	WR	5-11	192	Sr.	Pittsburgh, Pa.-Seton LaSalle
58x	Mills, Sean***	LS	6-2	230	Sr.	East Brunswick, N.J. - Metuchen St. Joseph/Illinois
26	Mines, Jaylin	S	6-1	190	Fr.	Detroit, Mich.-Oak Park
5	Mitchell, Bryce****	WR	6-3	210	Sr.	Toledo, Ohio-Bowsher
27	Mitchell, Quinyon*	CB	6-0	197	Fr.	Williston, Fla.-Williston
19x	Newton, Jerjuan**	WR	5-11	190	So.	St. Petersburg, Fla.-Clearwater Central Catholic
47x	Nossaman, CJ	LS	5-11	185	Jr.	Powell, Ohio-Olentangy Liberty
37	Ollison, Damon II	LB	6-0	210	Fr.	Akron, Ohio-Archbishop Hoban
46	Peters, Jeremiah	OLB	6-4	215	Fr.	Miami, Fla.-Booker T. Washington
59	Poynter, Martez	DT	6-4	265	Fr.	St. Louis, Mo.-Trinity Catholic
44	Ragin, D'Andre*	OLB	6-2	230	Fr. (R)	Opa Locka, Fla.-St. Thomas Aquinas
52	Ray, Doran, Jr.	DT	6-2	290	Fr.	Detroit, Mich.-Cass Tech
51	Recker, Josh*	LB	6-1	227	Fr. (R)	Tiffin, Ohio-Calvert
50	Redmon, Chris	OLB	6-2	231	Sr.	Fayetteville, Ark.-Fayetteville/Mississippi State
45	Riven, Jalen	LB	6-3	210	Fr.	Toledo, Ohio-Central Catholic
92	Rogers, Devan**	DT	6-2	285	So.	Sidney, Ohio-Sidney
89	Rosi, Drew****	TE	6-4	240	Sr.	Powell, Ohio-Olentangy Liberty
73	Rosi, Nick**	OL	6-4	295	So.	Powell, Ohio-Olentangy Liberty
67	Schwiebert, Garrett	OL	6-7	260	Fr.	Halmer, Ohio - Patrick Henry
71	Sciury, Vinny	OL	6-3	292	Fr.	Massillon, Ohio-Perry
32	Shaw, Willie III	RB	5-11	180	Fr.	Chicago, Ill.-Brother Rice
23x	Simon, Troy**	S	6-0	190	Jr.	Alpharetta, Ga.-Milton/Coffeyville CC
53	Staten, Luke	OLB	6-3	235	Fr.	Dowagiac, Mich.-Dowagiac Union
41	Stephens, Justin	TE	6-5	265	Fr. (R)	Trotwood, Ohio-Trotwood-Madison
85x	Stephens, Larry	WR	5-11	200	Fr.	Springfield, Ohio-Springfield
69	Stoefen, Jackson	OL	6-4	290	Fr.	Eldridge, Iowa-North Scott
81	Stovall, Dalen	WR	6-2	190	Fr.	Stow, Ohio-Stow-Munroe Falls
21x	Stuart, Jacques*	RB	5-9	180	Fr. (R)	Miami, Fla.-Miami Northwestern
56x	Taylor, Terrance***	OLB	6-3	230	Jr.	Chicago, Ill.-Phillips
9	Turner, Jamal****	TE	6-6	240	Jr.	Montgomery, Ala.-Carver
64	Vaught, Andrew	OL	6-6	265	Fr.	Roanoke, Va.- Roanoke Catholic
93	Vucinaj, Jason	TE	6-5	215	Fr.	Farmington Hills, Mich.-Orchard Lake St. Mary's
12x	Wesley, Elijah	QB	6-0	185	Fr.	Canton, Ohio-Canton McKinley
57	Wigand, Tanner	OL	6-6	303	Fr.	Manitowoc, Wis.-Lincoln
11x	Williams, Jalynn**	WR	5-10	200	So.	St. Petersburg, Fla.-St. Petersburg
33x	Wilson, CJ, Jr.	OLB	6-2	250	Fr.	Detroit, Mich.-Cass Tech
14	Winstead, Isaiah*	WR	6-3	215	Jr.	Richmond, Va.-Highland Springs/Norfolk State
56x	Wolfe, Jameson	OL	6-2	282	Fr. (R)	Sandusky, Ohio-Perkins
85x	Woliver, Adrian**	OLB	6-2	245	So.	Stow, Ohio-Stow-Munroe Falls
0	Womack, Samuel****	CB	5-10	187	Sr.	Detroit, Mich.-East English Village Prep
84	Zsiros, Thomas	WR	6-3	200	Fr.	Maumee, Ohio-St. Johns Jesuit

Roster as of Dec. 1, 2021

x - duplicate number

\* Letters won



# 2021 TOLEDO NUMERICAL ROSTER

No.	Name	Pos.	Ht.	Wt.	Cl.	Hometown-High School/Transfer or Prep
0	Womack, Samuel****	CB	5-10	187	Sr.	Detroit, Mich.-East English Village Prep
1	Anderson, Tycen****	S	6-2	210	Sr.	Toledo, Ohio-St. John's Jesuit
2	Johnson, Dyontae***	OLB	6-2	230	Jr.	Detroit, Mich.-Cass Tech
3	Kelly, Micah*	RB	5-9	195	Fr. (R)	Gautier, Miss.-Ocean Springs
4	McKinley-Lewis, Danzel****	WR	5-11	192	Sr.	Pittsburgh, Pa.-Seton LaSalle
5	Mitchell, Bryce****	WR	6-3	210	Sr.	Toledo, Ohio-Bowsher
6x	Bauer, Nate**	S	6-0	197	So.	Akron, Ohio-Archbishop Hoban
6x	Hall, Gavin	QB	6-2	205	Fr.	Powder Springs, Ga.-Harrison
7x	Finn, Dequan*	QB	6-2	207	Fr. (R)	Detroit, Mich. -King
7x	Ford, Zachary**	S	6-3	200	Jr.	Cleveland, Ohio-Cleveland Heights
8	Maddox, Devin**	WR	5-9	170	So.	Lakewood, Ohio-Cleveland St. Edward's
9	Turner, Jamal***	TE	6-6	240	Jr.	Montgomery, Ala.-Carver
10	Beale, Adam	WR	5-8	165	So.	Holland, Ohio-Springfield
11x	Delancy, Ronald III	CB	6-0	187	Fr. (R)	Miami, Fla. - Northwestern/Nebraska
11x	Gleason, Tucker	QB	6-3	225	Fr. (R)	Tampa, Fla.- Plant/Georgia Tech
11x	Williams, Jalynn**	WR	5-10	200	So.	St. Petersburg, Fla.-St. Petersburg
12x	King, DeAmonte***	WR	5-11	195	Jr.	Akron, Ohio-St. Vincent-St. Mary
12x	Wesley, Elijah	QB	6-0	185	Fr.	Canton, Ohio-Canton McKinley
13x	Gucciardo, A.J.	QB	6-1	185	Fr. (R)	Holland, Ohio-Springfield
13x	McDonald Jr., Chris**	CB	5-10	192	So.	Miami, Fla.-Southridge
14	Winstead, Isaiah*	WR	6-3	215	Jr.	Richmond, Va.-Highland Springs/Norfolk State
15x	Coleman, Mike	CB	5-11	165	Fr. (R)	Pittsburgh, Pa.-Woodland Hills
15x	Landers, Matt	WR	6-5	200	Jr.	St. Petersburg, Fla.-St. Petersburg/Georgia
17x	Blankumsee, DeMeer	WR	5-10	180	Fr.	Cincinnati, Ohio-Winton Woods
17x	Cluckey, Thomas**	PK	6-1	195	So.	Oregon, Ohio-Clay
19x	Barry, Dylan	S	5-11	185	Fr.	Tampa, Fla.-Plant
19x	Newton, Jerjuan**	WR	5-11	190	So.	St. Petersburg, Fla.-Clearwater Central Catholic
21x	Clark, Justin***	CB	5-11	185	Jr.	Pontiac, Mich.-West Bloomfield
21x	Stuart, Jacquez*	RB	5-9	180	Fr. (R)	Miami, Fla.-Miami Northwestern
22x	Koback, Bryant***	RB	6-0	210	Jr.	Holland, Ohio-Springfield/Kentucky
22x	Lacey, Michael**	S	5-9	190	So.	Cleveland, Ohio-Benedictine
23x	DelVerne, Drew	PK	5-10	177	Fr.	Sylvania, Ohio-Northview
23x	Simon, Troy**	S	6-0	190	Jr.	Alpharetta, Ga.-Milton/Coffeyville CC
24x	Black, Xavier	S	6-0	175	Fr.	Canton, Ohio-Canton McKinley
24x	Constant, Lamy	RB	6-0	195	Fr.	East Orange, NJ-Brooklyn (NY) Canarsie
25	Hook, Maxen*	S	6-0	210	Fr.	New Palestine, Ind.-New Palestine
26	Mines, Jaylin	S	6-1	190	Fr.	Detroit, Mich.-Oak Park
27	Mitchell, Quinyon*	CB	6-0	197	Fr.	Williston, Fla.-Williston
29x	Adkins, Trenton	RB	6-1	205	Fr.	Clintwood, Va.-Ridgeview
29x	Davis, Evan**	PK	5-9	180	So.	Shelby, N.C.-Crest
30	Jones, Jonathan*	LB	5-11	230	Sr.	Ocoee, Fla.-Oak Ridge/Notre Dame
31	Bolden, Daniel***	LB	6-1	245	Jr.	Cincinnati, Ohio-Colerain
32	Shaw, Willie III	RB	5-11	180	Fr.	Chicago, Ill.-Brother Rice
33x	Lynch, Cauren	RB	6-0	215	Fr.	Irving, Texas-Parish Episcopal
33x	Wilson, CJ, Jr.	OLB	6-2	250	Fr.	Detroit, Mich.-Cass Tech
34x	Enders, Alex	TE	6-1	235	Fr. (R)	Marion, Ohio-Pleasant
34x	Jones, Connor	LB	6-1	226	Fr.	Hilliard, Ohio-Darby
35	Crider, AJ***	LB	6-1	240	Jr.	Clinton, Pa.-Hookstown South Side
36x	Lisk, Ben	LS	5-10	220	Fr.	Phoenix, Ariz.-Paradise Valley
36x	Lowe, Jordan	RB	5-9	225	Fr. (R)	Detroit, Mich.-Cass Tech
37	Ollison, Damon II	LB	6-0	210	Fr.	Akron, Ohio-Archbishop Hoban
39	Bannister, Alex	CB	5-10	190	Jr.	Monroe, Ohio-Monroe
40	Kühl, Lenny	TE	6-5	240	Fr.	Munich, Germany - Oklahoma City Cassady
41	Stephens, Justin	TE	6-5	265	Fr. (R)	Trotwood, Ohio-Trotwood-Madison
42	Barrow, Jackson*	LB	6-0	220	Fr. (R)	Indianapolis, Ind.-Cathedral
43	Ellis, Sawiaha	LB	6-1	230	Fr.	Hamilton, Ohio-Fairfield
44	Ragin, D'Andre*	OLB	6-2	230	Fr. (R)	Opa Locka, Fla.-St. Thomas Aquinas
45	Riven, Jalen	LB	6-3	210	Fr.	Toledo, Ohio-Central Catholic



# 2021 TOLEDO NUMERICAL ROSTER

No.	Name	Pos.	Ht.	Wt.	Cl.	Hometown-High School/Transfer or Prep
46	Peters, Jeremiah	OLB	6-4	215	Fr.	Miami, Fla.-Booker T. Washington
47x	Chairse, Vontrell	OLB	6-3	225	Fr.	Chicago, Ill.-Wendell Phillips Academy
47x	Nossaman, CJ	LS	5-11	185	Jr.	Powell, Ohio-Olentangy Liberty
48	Givhan, Nate****	OLB	6-4	240	Jr.	Montgomery, Ala.-Carver
49	Flint, Bailey****	P	6-4	210	Sr.	Melbourne, Australia
50	Redmon, Chris	OLB	6-2	231	Sr.	Fayetteville, Ark.-Fayetteville/Mississippi State
51	Recker, Josh*	LB	6-1	227	Fr. (R)	Tiffin, Ohio-Calvert
52	Ray, Doran, Jr.	DT	6-2	290	Fr.	Detroit, Mich.-Cass Tech
53	Staten, Luke	OLB	6-3	235	Fr.	Dowagiac, Mich.-Dowagiac Union
55	Major, Kendall	OL	6-3	295	So.	Beaumont, Texas - West Brook/Kilgore (Texas) JC
56x	Taylor, Terrance***	OLB	6-3	230	Jr.	Chicago, Ill.-Phillips
56x	Wolfe, Jameson	OL	6-2	282	Fr. (R)	Sandusky, Ohio-Perkins
57	Wigand, Tanner	OL	6-6	303	Fr.	Manitowoc, Wis.-Lincoln
58x	Beckenhaupt, Drew	OL	6-3	287	Fr.	Cleves, Ohio-Elder
58x	Mills, Sean***	LS	6-2	230	Sr.	East Brunswick, N.J. - Metuchen St. Joseph/Illinois
59	Poynter, Martez	DT	6-4	265	Fr.	St. Louis, Mo.-Trinity Catholic
60	Long, Tyler**	OL	6-4	295	So.	Toledo, Ohio-Springfield
61	Ateman, Kelvin**	OL	6-6	307	Jr.	Detroit, Mich.-Cass Tech
62	Andrews, Dalton	OL	6-2	270	Fr. (R)	Pemberville, Ohio-Eastwood
63	Bisek, Parker*	OL	6-3	290	Fr. (R)	Union, Ky.-Ryle
64	Vaught, Andrew	OL	6-6	265	Fr.	Roanoke, Va.- Roanoke Catholic
65	Doerger, Luke****	OL	6-2	295	Sr.	Cincinnati, Ohio-La Salle
67	Schwiebert, Garrett	OL	6-7	260	Fr.	Halmer, Ohio - Patrick Henry
68	Berg, Mitchell**	OL	6-6	310	Jr.	Maumee, Ohio-Toledo St. John's Jesuit
69	Stoefen, Jackson	OL	6-4	290	Fr.	Eldridge, Iowa-North Scott
70	Bergen, Michael	OL	6-4	290	Fr. (R)	Avon, Ohio-Avon
71	Sciury, Vinny	OL	6-3	292	Fr.	Massillon, Ohio-Perry
72	Harris, Bryce****	OL	6-3	300	Sr.	Akron, Ohio-Firestone
73	Rosi, Nick**	OL	6-4	295	So.	Powell, Ohio-Olentangy Liberty
74	Dumont, Lavel	OL	6-4	315	So.	Tampa, Fla.-Wharton
76	Frantz, Seth	OL	6-3	310	Fr.	Englewood, Ohio-Englewood
78	Gurman, Vitaliy*	OL	6-4	310	Sr.	Rochester, NY-Spencerport / Edinboro
81	Stovall, Dalen	WR	6-2	190	Fr.	Stow, Ohio-Stow-Munroe Falls
84	Zsiros, Thomas	WR	6-3	200	Fr.	Maumee, Ohio-St. Johns Jesuit
85x	Stephens, Larry	WR	5-11	200	Fr.	Springfield, Ohio-Springfield
85x	Woliver, Adrian**	OLB	6-2	245	So.	Stow, Ohio-Stow-Munroe Falls
86	Caudill, Clay	TE	6-3	245	Fr.	Mansfield, Ohio-Mansfield
87	Cooper, Jalin	WR	6-4	190	So.	Medina, N.Y.-Medina
88	Harrison, AJ**	TE	6-2	245	Sr.	Toledo, Ohio-Springfield
89	Rosi, Drew****	TE	6-4	240	Sr.	Powell, Ohio-Olentangy Liberty
90	Carter, Esean	DT	6-2	275	Fr.	Detroit, Mich.-Martin Luther King
91	Hines, Jamal***	OLB	6-3	250	Jr.	Cincinnati, Ohio-Princeton
92	Rogers, Devan**	DT	6-2	285	So.	Sidney, Ohio-Sidney
93	Vucinaj, Jason	TE	6-5	215	Fr.	Farmington Hills, Mich.-Orchard Lake St. Mary's
94	Cridler, Jaelen	DT	6-2	305	Fr.	Stow, Ohio-Stow-Munroe Falls
95	Culpepper, Judge	DT	6-4	290	So.	Tampa, Fla.-Plant /Penn State
96	Hood, David****	DT	6-1	287	Sr.	Miami Gardens, Fla.-Miami Carol City
97	Butler, Cavan*	DT	6-3	310	So.	Toledo, Ohio-Whitmer / Kentucky
98	Alexander, Darius*	DT	6-4	320	Fr. (R)	Fort Wayne, Ind.-Wayne
99	Johnson, Desjuan***	DE	6-3	265	Jr.	Detroit, Mich.-East English Village Prep

Roster as of Dec. 1, 2021

x - duplicate number

\* Letters won





## HEAD COACH JASON CANDLE



At the heart of the of success of the Toledo Football program over the past 12 years has been one man — Head Coach Jason Candle.

Candle has played a major role in the consistent excellence of the Rockets in recent years, first as an assistant coach from 2009-15, and then as head coach for the past five seasons. He assumed the head coaching role in December of 2015 following a highly successful seven-year stint as a position coach and offensive coordinator. Since then, Candle has taken an already outstanding program to even greater heights.

In his sixth season as Toledo's head coach, Candle's record is 45-26 with one MAC Championship title and four bowl appearances. In addition, six Rockets have been selected in the NFL Draft since 2017, and Toledo has had the No. 1 recruiting class in the MAC in each of the past five years.

In 2017, the Rockets achieved an 11-3 record and won the Mid-American Conference Championship with a 45-28 victory over Akron in the MAC title game. Candle was named MAC Coach of the Year, leading the Rockets to their first outright MAC West Division crown since 1998 and first league championship since 2004.

Prior to assuming the helm of the Midnight Blue and Gold, Candle had been serving as the program's associate head coach/offensive coordinator. In that time,

Toledo went 56-31, won three MAC West Division co-championships and appeared in four bowl games.

Candle moved into the corner office on Dec. 2, 2015, when Athletic Director Mike O'Brien chose him to become the 27th head football coach in the storied history of Toledo football.

Following his introductory news conference, Candle had less than three weeks to put together a coaching staff and prepare his team for the Marmot Boca Raton Bowl. Twenty days later, Candle and the Rockets celebrated a 32-17 victory over No. 24 Temple in the rain of south Florida. The triumph capped a 10-2 season for the Rockets and gave Candle a head coaching debut to remember.

In his first full season as Toledo's leader in 2016, Candle led the Rockets to a 9-4 season and a berth in the Raycom Media Camellia Bowl. Candle's second season was even better as the Rockets followed up with the 2017 MAC Championship title.

### **A Victorious Debut as Head Coach in 2015**

Candle's debut as head coach was a memorable one. Despite having only a partial coaching staff and less than three weeks to prepare for No. 24 Temple, the Rockets pulled off a 32-17 victory in the Marmot Boca



## HEAD COACH JASON CANDLE

Raton Bowl. Toledo held the Owls to just three points and 67 yards of offense in the first half and dominated the fourth quarter, too, outscoring Temple, 20-8, in the final 15 minutes.

Next on Candle's agenda was completing his coaching staff and signing the next generation of Rockets. Candle added eight assistants to the staff, as well as a strength and conditioning coach, a director of high school relations and a director of football operations. The newcomers helped Candle put the finishing touches on a recruiting class that was ranked second in the MAC by ESPN.com.

### Gaining National Attention in 2016

In Candle's first full season as head coach, Toledo won nine games and earned a berth into the Raycom Media Camellia Bowl, its sixth bowl berth in the previous seven years. The Rockets also gained national attention with a record-setting offense and three players selected in the NFL Draft following the conclusion of the season.

The 2016 Rockets featured one of the top offenses in the country, ranking in the top 10 in five offensive categories, including passing efficiency (second), third-down conversions (fifth), total offense (seventh) and passing offense (10th). Toledo set the school record with an average of 517.8 yards per game.

The Rockets' 2016 roster housed a record nine players who were on the official watch lists for national awards. Twelve Rockets made All-MAC, including a league-high seven first-team selections. Junior quarterback Logan Woodside led the nation with 45 touchdown passes and was named a contender for the Heisman Trophy by the Heisman Trophy Trust. Senior tight end Michael Roberts led the nation's tight ends with 16 TD catches and was named first-team All-America by the Football Writers Association of America. Senior running back Kareem Hunt finished his career as Toledo's all-time leading rusher with 4,945 yards. Roberts



**Candle has coached 25 players who have played in the NFL or are currently on NFL rosters. Six Rockets were selected in the NFL Draft between 2017-19.**

and Hunt were chosen to play in the 2017 Senior Bowl, while offensive lineman Storm Norton and defensive tackle Treyvon Hester joined Roberts as selections for the East-West Shrine Game.

Following the 2016 season, a record eight Rocket seniors were either selected in the 2017 NFL Draft, signed as free agents or invited to mini-camps. Three Rockets — Kareem Hunt, Michael Roberts and Treyvon Hester — were drafted, the most since the NFL went to its current seven-round format in 1994. Hunt was a third-round pick of the Kansas City Chiefs. Roberts (tight end) was taken in the fourth round by Detroit, while Hester (defensive tackle) was chosen by the Oakland Raiders in the seventh round. Hunt went on to lead the NFL in rushing as a rookie.



**Candle's debut as a head coach came in the 2015 Marmot Boca Raton Bowl, a 32-17 triumph over No. 24 Temple.**

### 2017: MAC Champions!

Candle took the Rockets to even greater heights in his second season as head coach. Toledo went 11-3 and won its first MAC Championship in 13 years. The Rockets earned a trip to the MAC Championship Game by winning the MAC West Division with a 7-1 mark.

Toledo's offense dominated once again, leading the MAC in total offense (483.9) and





## HEAD COACH JASON CANDLE

finishing second in scoring (36.4). Candle was honored as the MAC Coach of the Year.

Six Rockets earned a total of seven first-team All-MAC honors, including senior quarterback Logan Woodside, who also was honored with the Vern Smith Award (league MVP) and was named the MAC's Offensive Player of the Year. He was also named a contender for the Heisman Trophy by the Heisman Trophy Trust for the second consecutive season. Along the way, Woodside set the school record for career passing yards and touchdown passes.

Toledo also earned an invitation to the Dollar General Bowl, its seventh bowl appearance in the previous eight years.

After the season, Woodside was chosen to play in the NFLPA Collegiate Bowl and the State Farm All-Star Football Challenge. He was drafted in the seventh round by the Cincinnati Bengals, becoming the fourth Rocket in two years to be selected in the draft. Five other Rockets signed free-agent contracts immediately following the draft, the most in school history.



Candle was named MAC Coach of the Year in 2017 after leading Toledo to an 11-3 mark and a triumph at the MAC Championship Game at Ford Field in Detroit.



Candle and Brent Balbinot discuss the 2020 recruiting class on Toledo's Signing Day Show on ESPN3. The Rockets have had the No. 1 recruiting class in the MAC in each of the past five years under Candle.

### Bahamas Bowl Berth in 2018

In 2018, Candle led the Rockets to their eighth bowl berth in nine years, four with Candle as the head coach, when Toledo was invited to play FIU in the Makers Wanted Bahamas Bowl.

Toledo won four of its last five games to finish the regular season with seven wins, making the Rockets one of only nine FBS schools to have had a winning record in each of the previous nine seasons.

Toledo relied on its high-powered offense, cracking the 50-point barrier a school-record six times. The Rockets ranked first in the MAC in scoring offense (40.4) and second in total offense (443.8). UT featured a balanced attack, with three running backs gaining over 500 yards rushing

and three receivers surpassing 500 yards receiving. Junior Dontae Johnson, who earned first-team All-MAC at wide receiver and punt returner, and second-team at kickoff returner, was named the MAC Special Teams Player of the Year. Senior wide receiver Cody Thompson also was a first-team All-MAC pick for the second time.

Following the season, a pair of Rockets were chosen in the 2019 NFL Draft. Dontae Johnson (Pittsburgh-third round) and cornerback Ka'dar Hollman (Green Bay - sixth round) became the fifth and sixth Toledo players to be selected over the previous three drafts. Four other Rockets signed free-agent contracts immediately following the draft, bringing the total number of Toledo players who were drafted or signed as free agents to 15 over the previous three years.

In 2019, the Rockets earned bowl eligibility for the 10th consecutive season. Highlights included a pair of thrilling non-conference victories over Colorado State and BYU.

Toledo had four players make All-MAC in 2019. Juniors Bryant Koback and Bryce Mitchell made second team, while redshirt freshman Nick





## HEAD COACH JASON CANDLE

Rosi and sophomore Jamal Hines earned third-team honors. Koback's 1,187 yards rushing was the 13th-highest season total by a Rocket.

As a team, the Rockets finished second in the MAC in rushing (224.5) and fourth in total offense (434.1).

### Big Changes Pay Off in 2020

Prior to the start of the COVID-abbreviated 2020 season, Candle added four new coaches to his staff.

Craig Kuligowski (co-defensive coordinator/outside linebackers) and Vince Kehres (defensive coordinator/linebackers) were added to the defensive side of the ball, while Robert Weiner (co-offensive coordinator/quarterbacks) and Mark Staten (tight ends/offensive tackles) joined the offensive staff.

The Rockets finished the 2020 season with a 4-2 mark, the program's 11th consecutive season without a losing record. Their only losses were by three points each to Western Michigan and eventual MAC champion Ball State.

A positive trend for the Rockets in 2020 was their improved defense. Toledo ranked first in the MAC in total defense (362.2) and opponent third-down conversions (27.4%), and second in rushing defense (129.2). On offense, the Rockets ranked third in the MAC in total offense (494.0) and first in passing offense (325.8).

Six Rockets earned All-MAC selections in 2020. Senior center Bryce Harris earned first-team honors. Senior safety Tycen Anderson, sophomore safety Nate Bauer, junior outside linebacker Jamal Hines and junior defensive tackle Desjuan Johnson took second team honors, while junior wide receiver Isaiah Winstead made the third team.

### Candle Made his Mark as Receivers Coach

Candle began his career at Toledo in 2009, coaching the slot receivers and tight ends. Among the players in his meeting room was one of the most decorated receivers in Rocket history, freshman Eric Page. Page would go on to catch 306 passes in his career, the most ever by a Division I-BCS receiver in three seasons. A three-time All-MAC player, Page broke virtually every UT receiving record and tied the MAC record for career receptions. Candle helped guide Page to an outstanding freshman season. Page led all freshmen in the nation in receptions (82) and yardage (1,159) and was named first-team



**Six of Candle's 13 seasons as an assistant football coach were as a coordinator. He was just 27 years old when he was named offensive coordinator at Mount Union.**

Freshman All-America by Phil Steele Magazine and the College Football News.

In 2010, Candle became the receivers coach, helping the Rockets go 8-5 and gain their first bowl appearance in five seasons. Page caught 99 passes and was a first-team All-MAC honoree at wide receiver, earning All-America honors as a kickoff returner as well.

In 2011, the Rockets went 9-4 and won their first bowl game in six years, a 42-41 victory over Air Force in the Military Bowl. Sophomore wide receiver Bernard Reedy caught three touchdown passes and was named the game's MVP. Page caught a school-record 125 passes for the season and earned first-team All-MAC honors.

### Guiding the Rocket Offense as Coordinator

Candle became the offensive coordinator in 2012, ushering in a record-breaking era for the Rocket offense. In his debut season as the OC, Candle helped Toledo rank No. 3 on offense in the MAC with an average of 445.2 yards per game. The Rockets had five offensive players make the All-MAC team, propelling them to a 9-4 mark and a trip to the Famous Idaho Potato Bowl.

In 2013, the Rockets averaged 33.0 points and 447.3 yards of total offense per game. Toledo's running game was especially effective, ranking second in the Mid-American Conference with 240.6 yards per contest. In addition, seven players on the offensive side of the ball earned All-MAC honors, including two-time first-team running back David Fluellen.

In 2014, UT led the MAC in just about every major offensive category, including scoring offense (36.6), total offense (490.5) and rushing offense (256.4). The 2014 season culminated with a nine-touchdown outburst in a 63-44 victory over Arkansas State in the GoDaddy Bowl for the 9-4 Rockets.

Six Rockets earned All-MAC recognition on offense in 2014, with senior center Greg Mancz snagging second-team All-America honors and the Vern Smith Leadership Award, given annually to the top player in the MAC. Sophomore running back Kareem Hunt ranked 10th in the nation in rushing (1,631 yards) and second in yards per carry (7.96). Candle also skillfully guided the Rocket quarterbacks through a challenging season in which the top three signal-callers were all injured at the same time late in the season.



## HEAD COACH JASON CANDLE

Candle's final season as the offensive coordinator in 2015 may have been his best. The Rockets were 10-2 that year, and ranked third in the Mid-American Conference in scoring offense (35.0) and total offense (460.9 yards per game). Four Rockets earned All-MAC honors on offense, including first-team honoree Storm Norton (OL). Junior running back Kareem Hunt came back from injuries to lead the MAC in rushing with 108.1 yards per game. Toledo led the MAC in rushing, averaging nearly 208 yards per contest, and ranked No. 2 in the nation in fewest sacks allowed (five). Toledo went on to beat No. 24 Temple in the Marmot Boca Raton Bowl.

### Guiding Players to the Next Level

Going back to his days at Mount Union, Candle has had a tremendous track record of mentoring players who have gone on to play in the NFL. A total of 25 players who Candle coaches as either an assistant or head coach made it to the professional ranks.

At Mount Union, Candle coached a pair of receivers Pierre Garcon and Cecil Shorts, who had outstanding NFL careers. Garcon played 11 seasons in the NFL with Indianapolis, Washington and San Francisco. He caught 628 passes, including an NFL-best 113 for the Redskins in 2013. Shorts had 229 receptions in six NFL seasons.

Candle has coached 25 Rockets who have made it to the NFL, including six who were selected in the NFL Draft between 2017-19. Kareem Hunt (Kansas City-third round), Michael Roberts (Detroit-fourth round) and Treyvon Hester (Oakland-seventh round) were all selected in the 2017 draft. Logan Woodside (Cincinnati-seventh round) was taken in 2018, while Diontae Johnson (Pittsburgh-third round) and Ka'dar Hollman (Green Bay-sixth round) were selected in the 2019 draft. Hunt led the NFL in rushing with 1,327 yards as a rookie in 2017. Johnson caught 59 passes as a rookie for the Steelers in 2019 and was named All-Pro second-team as a punt returner. In 2020, Johnson caught 88 passes with seven TD receptions, while Hunt rushed for 841 yards for the Cleveland Browns.

### Emphasis on Academic Excellence

Academic excellence will always be a top priority for Candle and his staff. In the spring of 2021, the Rockets earned a 3.046 grade point average, the fourth time that the Toledo football team has surpassed the 3.0 GPA mark since Candle became the head coach. The all-time mark came in the spring of 2020, when the Rockets earned a team-record 3.270 grade point average during the first semester of the COVID-19 pandemic.



Candle joined his players at the 2019 UToledo graduation ceremony at the Glass Bowl. Toledo has also led the MAC in Academic Progress Rate (APR) scores in six of the past seven seasons. At least 15 Rockets will enter the 2021 season with their bachelor's degree in hand.





## HEAD COACH JASON CANDLE

The Rockets also have led the Mid-American Conference in the NCAA's Academic Progress Rate (APR) in six of the past seven years in which the data was released to the public, with marks of 983, 981, 975, 981 and 977 in each of the past five years.

Strong APRs are a good indicator that a program is graduating its student-athletes. At least 17 active players will enter the 2021 season with their bachelor's degree already in hand.

### Recruiting the Best in the MAC

Candle and the Rockets have been consistently excellent in adding talent to the program as each of Toledo's last five recruiting classes have been ranked No. 1 in the Mid-American Conference by 247 Sports.

Recruiting excellence is nothing new for Candle, who has a long history of recruiting success. As an assistant coach, Candle was regularly mentioned among the nation's top recruiters, including being nationally recognized by Rivals in 2010. He was one of only nine coaches in the country from Group of Five conferences to be named to the list and the only coach from the MAC. Candle also was named the Mid-American Conference "Recruiter of the Year" by Scout.com in both 2011 and 2012. Toledo's 2011 recruiting class was ranked No. 1 in the MAC by both Scout and Rivals. In 2014, Candle was named one of only two MAC assistants to be named among the top recruiters in the Group of Five conferences by Rivals.

Candle's first recruiting class as Toledo's head coach in 2016 was rated No. 2 in the MAC by ESPN.com despite the fact that he assumed the head coaching job just two months before Signing Day. Even more impressive is the fact that all but two of Candle's assistant coaches were new to the program during the critical final two months of the recruiting season.

### Coaching Origins at Mount Union/Family

Candle joined the Rockets' staff in 2009 after spending both his playing and coaching career under head coach Larry Kehres at Mount Union. In Candle's six years as an assistant at Mount Union, the Purple Raiders went 83-4 and won NCAA Division III national championships in 2005, 2006 and 2008. The 2003 and 2007 teams lost in the national championship game.

A 2003 Mount Union graduate, Candle was an All-Ohio Athletic Conference first-team selection in 2001 as he led the team in receptions (41), yards receiving (778) and touchdowns (9). He was a key member of the 2000



**In Candle's 12 years at Toledo as both an assistant coach and head coach, the Rockets have compiled a 91-52 record. In 18 years of coaching at the college level, Candle has been part of only one team with a losing record.**

and 2001 national championship teams and finished his career with 57 grabs for 1,037 yards and 11 scores.

Candle, a native of Salem, Ohio, began his coaching career at Mount Union in 2003 as the receivers coach. In the 2004 and 2005 seasons, he worked with Matt Campbell, who was the Purple Raiders' offensive coordinator at the time. Candle took over the post of offensive coordinator in 2007, and also assumed the duties as the program's recruiting coordinator.

In Candle's two seasons as offensive coordinator, the Purple Raiders went 29-1, winning the national championship in 2008 and finishing as runners-up in 2007. Mount Union offensive players earned nine All-American honors in Candle's two seasons running the offense. QB Greg Micheli was honored in 2008 with the Gagliardi Trophy, given annually to the best NCAA Division III player in the nation. Candle also helped guide two Purple Raider receivers to All-American status during his time as the receivers coach from 2003-08. One of those All-American receivers, Pierre Garcon, is a starting wide receiver for the San Francisco 49ers. The other was Cecil Shorts, a fourth-round draft pick of the Jacksonville Jaguars in 2011.

Candle and his wife Nicole have a daughter, Avery (3) and two sons, Cameron (2), and Colton, born in February of 2021.



## NFL PLAYERS COACHED BY JASON CANDLE



Diontae Johnson, shown here with Coach Candle on Graduation Day in May of 2019, was selected in the third round of the 2019 NFL Draft by the Pittsburgh Steelers.

- **Olasunkanmi Adeniyi (Toledo 2014-17):** Pittsburgh
- **David Fluellen (Toledo 2010-13):** Tennessee
- **Pierre Garcon (Mount Union 2004-07):** Indianapolis, Washington, San Francisco
- **Reggie Gilliam (Toledo 2016-19):** Buffalo
- **Treyvon Hester (Toledo 2013-16):** Oakland, Philadelphia, Washington, Green Bay
- **Ka'dar Hollman (Toledo 2015-18):** Green Bay
- **Reggie Howard (Toledo 2017-18):** LA Chargers
- **Kareem Hunt (Toledo 2013-16):** Kansas City, Cleveland
- **Diontae Johnson (Toledo 2015-18):** Pittsburgh
- **Jon'Vea Johnson (Toledo 2015-18):** Dallas
- **Zac Kerin (Toledo 2010-13):** Minnesota, Detroit, Atlanta, Washington, Tennessee
- **Greg Mancz (Toledo 2011-14):** Houston
- **Elijah Nkansah (Toledo 2013-17):** Seattle, Houston
- **Danny Noble (Toledo 2008-11):** Tampa Bay, Jacksonville
- **Storm Norton (Toledo 2013-16):** Detroit, Minnesota, LA Chargers
- **Eric Page (Toledo 2009-11):** Tampa Bay
- **Bernard Reedy (Toledo 2010-13):** Atlanta, Tampa Bay
- **Michael Roberts (Toledo 2013-16):** Detroit, Miami
- **Brock Ruble (Toledo 2018):** Tampa Bay
- **Alonzo Russell (Toledo 2012-15):** Cincinnati, NY Giants
- **Cecil Shorts (Mount Union 2006-10):** Jacksonville, Houston, Tampa Bay
- **Tuzar Skipper (Toledo 2016-18):** NY Giants, Pittsburgh
- **Cody Thompson (Toledo 2014-18):** Seattle
- **Stephen Williams (Toledo 2006-09):** Arizona, Seattle, Jacksonville, Miami
- **Logan Woodside (Toledo, 2013-17):** Tennessee

*\* Rosters as of conclusion of 2020 season. Includes players on 2020 injured reserve or practice squads.*





# HEAD COACH JASON CANDLE

## Personal Information

**Age:** 41

**Hometown:** Salem, Ohio

**High School:** West Branch High School

**Family:** Wife Nicole and daughter Avery (2), and a son, Cameron, born in August of 2018.

**Education:** Bachelor's degree in physical education and health, Mount Union, 2003

## Record as a Head Coach

Year	School	Position	Record	MAC	Highlights
2015	Toledo	Head Coach	1-0	0-0	MAC West co-champion/ Boca Raton Bowl Champions
2016	Toledo	Head Coach	9-4	6-2	Raycom Media Camellia Bowl
2017	Toledo	Head Coach	11-3	7-1	MAC Champions/MAC Coach of the Year/Dollar General Bowl
2018	Toledo	Head Coach	7-6	5-3	Makers Wanted Bahamas Bowl
2019	Toledo	Head Coach	6-6	3-5	
2020	Toledo	Head Coach	4-2	4-2	
2021	Toledo	Head Coach	7-5	5-3	
<b>Career Record</b>			<b>45-26</b>	<b>30-16</b>	

## Record as an Assistant Coach

Year	School	Position	Record / Highlights
2002	Mount Union	Receivers	14-0 / D-III National Champions
2003	Mount Union	Receivers	13-1 / D-III National Runnersup
2004	Mount Union	Receivers	12-1
2005	Mount Union	Receivers	14-1 / D-III National Champions
2006	Mount Union	Receivers	15-0 / D-III National Champions
2007	Mount Union	Offensive Coordinator	14-1 / D-III National Runners up
2008	Mount Union	Offensive Coordinator	15-0 / D-III National Champions
2009	Toledo	Slot Receivers/Tight Ends	5-7
2010	Toledo	Receivers	8-5 / Little Caesars Pizza Bowl
2011	Toledo	Receivers	8-4 / Military Bowl Champions
2012	Toledo	Offensive Coordinator/Wide Receivers	9-4 / Famous Idaho Potato Bowl
2013	Toledo	Offensive Coordinator/Wide Receivers	7-5
2014	Toledo	Offensive Coordinator/Quarterbacks	9-4 / GoDaddy Bowl Champions
2015	Toledo	Offensive Coordinator/Quarterbacks	10-2/Marmot Boca Raton Bowl Champions

## Bowl Games Participated in as a Coach

2010 Little Caesars Pizza Bowl  
 2011 Military Bowl  
 2012 Famous Idaho Potato Bowl  
 2015 GoDaddy Bowl (2014 season)  
 2015 Marmot Boca Raton Bowl  
 2016 Raycom Media Camellia Bowl  
 2017 Dollar General Bowl  
 2018 Makers Wanted Bahamas Bowl  
 2021 Bahamas Bowl

## NCAA Division III National Champions Won as a Coach

2002 Mount Union  
 2005 Mount Union  
 2006 Mount Union  
 2008 Mount Union

## NCAA Division III National Championship Game

### Runner-Up as a Coach

2003 Mount Union  
 2007 Mount Union

## College Football Playing Career

Wide Receiver, Geneva (Pa.) College, 1998, 1999  
 Wide Receiver, Mount Union 2000, 2001  
 First-Team All-OAC 2001

## NCAA Division III National Champions Won as a Player

2000 Mount Union  
 2001 Mount Union



## TOLEDO STAFF



**Jason Candle**  
Head Coach  
*Mount Union '03*



**Craig Kuligowski**  
Assistant Head Coach/  
Co-Defensive Coordinator/  
Outside LBs  
*Toledo '91*



**Vince Kehres**  
Defensive Coordinator/  
Linebackers  
*Mount Union '98*



**Mike Hallett**  
Co-Offensive Coordinator/  
Offensive Line  
*Mount Union '94*



**Robert Weiner**  
Co-Offensive Coordinator/  
Quarterbacks  
*Boston College '87*



**Ross Watson**  
Co-Defensive Coordinator/  
Safeties  
*Mount Union '05*



**Kevin Beard**  
Wide Receivers  
*Miami (Fla.) '03*



**Larry Black**  
Defensive Line  
*Indiana '12*



**Nate Cole**  
Running Backs  
*Toledo '11*



**Cornell Ford**  
Cornerbacks  
*Toledo '91*



**Mark Staten**  
Tight Ends/  
Offensive Tackles  
*Miami (Ohio) '01*



**Brad Bichey**  
Strength & Conditioning  
*West Liberty State '08*



**Ricky Ciccone**  
Dir. of Player Personnel/  
Recruiting Coordinator  
*Mount Union '05*



**Andrew Terwilliger**  
Director of Football  
Operations  
*Otterbein '08*





## TOLEDO PLAYERS TO WATCH



### Tycen Anderson

1

Safety • 6-2 • 205 • Sr.  
Toledo, Ohio • St. John's Jesuit HS

#### 2021

First-Team All-MAC...Season-high 10 tackles, one TFL and a forced fumble vs. Ohio...Four tackles, one sack, one pass breakup, one QB hurry vs. BGSU...Nine tackles vs. WMU...Eight tackles vs. Northern Illinois...Started in last six games...Played for first time this season in Ball State game on Sept. 25, making two tackles in a reserve role, after missing first three games due to injury...On preseason watch list for Jim Thorpe Award as nation's top defensive back...CoSIDA Academic All-District; now on the ballot for Academic All-America...Watch list for 2022 Reese's Senior Bowl...Team captain.

#### 2020

Second-team All-MAC...Started in all six games... Second on team with 34 tackles...Four pass breakups and one TFL...Two breakups and a sack vs. CMU...Eight tackles and a pass breakup at NIU...Season-high 11 tackles against Ball State...Team captain...Named Academic All-MAC and CoSIDA Academic All-District.

#### 2019

Starter in all 12 games at strong safety...Second on the team with 84 tackles...Tied a career high with 12 tackles at Buffalo...Team-best nine tackles at CMU...Eight tackles against Northern Illinois...Seven tackles and a pass breakup against Kent State...Five tackles and a PBU against Western Michigan...Career-high 12 tackles at Colorado State...Eight tackles at Kentucky...Named Academic All-MAC...Nominee for Academic All-America.

#### 2018

Played in 13 games at free safety, starting one...44 tackles, four pass breakups...Season-high six tackles against Ball State...Five tackles and an interception in the season opener against VMI...Career-best two breakups vs. CMU...Named Academic All-MAC...Nominee for Academic All-America.

#### 2017

Played in 14 games as a true freshman as a backup safety...30 tackles and four pass breakups...Recorded three pass breakups vs. Ball State...Season-high six tackles and an interception at Ohio... Five tackles in Dollar General Bowl vs. Appalachian State.

#### HIGH SCHOOL

Three-star recruit by Scout.com...14 interceptions in three seasons at Toledo St. John's...Earned first-team all-conference, first-team all-district and first-team all-state honors as a senior...Five interceptions, 40 tackles and six blocked kicks...As a junior, had five interceptions, 30 tackles and blocked five kicks...Earned first-team all-conference...Four interceptions and 15 tackles as a sophomore...Also participated in basketball and track & field... Took third in the state in the long jump as a junior...Joined in the Rockets' 2017 recruiting class by teammate Mitchell Berg...High school coach was Doug Pearson.

#### PERSONAL

Full name is Tycen William Anderson...Parents are William and Sandra Anderson...Has an older brother, William, and two younger sisters Tyonna and Janya...Graduated in fall of 2020 with a degree in professional sales major in the College of Business...Currently pursuing his MBA.



#### Tycen Anderson's Career Statistics

Year	G/S	UT	AT	TT	TFL	Sack	FF	Int	BrUp	QBH
2017	14/0	20	11	31	1.5	0	0	1	4	0
2018	13/1	31	13	44	1.0	0	0	1	4	0
2019	12/12	41	43	84	3.5	0	0	0	5	0
2020	6/6	16	18	34	1.0	1.0	0	0	4	0
2021	9/7	26	16	42	2.0	1.0	1	0	1	1
<b>TOTALS</b>	<b>54/26</b>	<b>134</b>	<b>101</b>	<b>235</b>	<b>9.0</b>	<b>2.0</b>	<b>1</b>	<b>2</b>	<b>18</b>	<b>1</b>

#### CAREER GAME HIGHS

**Tackles:** 12 (Two times, last at Buffalo, 11-20-19)

**Pass Breakups:** 2 (Central Michigan, 11-23-18)



## TOLEDO PLAYERS TO WATCH



### Nate Bauer

6

Safety • 6-0 • 195 • So.  
Akron, Ohio • Archbishop Hoban HS

#### 2021

Sixth on the team with 50 tackles...Season-high seven tackles against Colorado State, Eastern Michigan, and Ohio...Tallied third career interception vs. UMass...Preseason All-MAC selection by Athlon.

#### 2020

Second-team All-MAC... 23 tackles... Led team with two interceptions...Returned an interception 30 yards vs. Ball State... Academic All-MAC...Nominee for Academic All-America.

#### 2019

Played in all 12 games at strong safety, making 38 tackles with 3.0 tackles for loss...Season-high six tackles and one pass breakup against NIU...Four tackles and one TFL at Bowling Green...Three tackles and one TFL against Murray State...Academic All-MAC.

#### 2018

Played in three games, making four tackles...Season-high three tackles vs. Northern Illinois...Retained freshman eligibility.

#### HIGH SCHOOL

Three-star prospect according to Scout.com and 247 Sports... Helped Archbishop Hoban win a state championship in 2017... Also helped the Knights to Division III state championships in 2015 and 2016.

#### PERSONAL

Full name is Nate Gerald Bauer...Parents are Tom and Vicki Bauer...Marketing major.



### Mitchell Berg

68

Offensive Lineman • 6-6 • 305 • Jr.  
Maumee, Ohio • St. John's Jesuit HS

#### 2021

Has started 11 games on the offensive line.

#### 2020

Sat out the season due to off-season surgery.

#### 2019

Played in 11 games, starting 10 at left tackle...Part of an offense that ranked second in the MAC and 19th in the nation in rushing offense (224.5), and fifth in the MAC in total offense (434.1)... Academic All-MAC

#### 2018

Appeared in all 13 games at left tackle...Started in the season opener vs. VMI...Part of an offense that led the MAC in scoring (40.4), and was second in total offense (443.8) and rushing (215.9)...Named Academic All-MAC.

#### 2017

Sat out season as redshirt.

#### HIGH SCHOOL

Three-star recruit by Scout.com, 247 Sports and ESPN...Earned first-team all state, first-team all-district and first-team All-Toledo Blade as a senior...Three-year letterwinner...Joined in the Rockets' 2017 recruiting class by teammate Tylen Anderson...High school coach was Doug Pearson.

#### PERSONAL

Full name is Mitchell Berg...Parents are Matt and Amy Berg...Has two brothers, Chad and Jack...Received his bachelor's degree in marketing and professional sales major in May of 2021.

#### Nate Bauer's Career Statistics

Year	G/S	UT	AT	TT	TFL	Sack	FF	Int	BrUp	QBH
2018	3/0	3	1	4	0	0	0	0	0	0
2019	12/0	27	11	38	3.0	0	0	0	1	0
2020	6/5	9	14	23	1.0	0	0	2	1	0
2021	12/9	30	20	50	5.5	1.5	0	1	1	0
<b>TOTALS</b>	<b>33/14</b>	<b>69</b>	<b>46</b>	<b>115</b>	<b>9.5</b>	<b>1.5</b>	<b>0</b>	<b>3</b>	<b>3</b>	<b>0</b>

#### CAREER GAME HIGHS

Tackles: 8 (vs. Ball State, 11-28-20)





## TOLEDO PLAYERS TO WATCH



### Thomas Cluckey

17

Place Kicker • 6-1 • 175 • So.  
Oregon, Ohio • Clay HS

#### 2021

13-21 on FG attempts...Nailed career-long 50-yard field goal at CMU...Twice hit 43-yard field goals, vs. Colorado State and Ball State...Averaging 61.0 on kickoffs...34 of 71 kickoffs have been touchbacks...49-49 on extra points.

#### 2020

Perfect 5-of-5 on FG attempts...Averaged 58.1 yards per kickoff...Season-long 37 yard field goal vs. Ball State...11-of-12 on extra points...Named Academic All-MAC.

#### 2019

Began the season handling kickoffs...By the end of the season, added field goals and punting to his duties...Averaged 60.6 yards per kickoff, with 31 touchbacks in 62 attempts...Stepped in at punter when Bailey Flint was injured in week four vs. BYU on Sept. 28...Averaged 42.1 yards per punt...Nailed season-best 64-yarder at Bowling Green...Took over the placekicking duties in week 11 at Buffalo...Hit 3-of-3 field goals with a long kick of 41 yards vs. the Bulls...4-of-4 on extra points in two games.

#### 2018

Joined team as walk-on in the fall of 2018...Redshirted and retained freshman eligibility.

#### HIGH SCHOOL

Earned second-team all league and honorable mention all region honors as a senior...High school coach was Thomas Cluckey, Sr.

#### PERSONAL

Full name is Thomas Scott Cluckey...Parents are Tom and Cindy Cluckey...Has one brother, Logan...Mechanical engineering technology major.

#### Thomas Cluckey's Career Statistics

Year	G	FG	FGA	Pct.	18-19	20-29	30-39	40-49	50+	Lg	BI	XP
2018					DNP-Redshirt							
2019	12	3-3	1.00	0-0	1-1	1-1	1-1	0-0	41	0	4-4	
2020	6	5-5	1.00	1-1	3-3	1-1	0-0	0-0	37	0	11-12	
2021	12	13-21	61.9	0-0	5-5	4-6	3-7	1-3	50	0	49-49	
<b>Totals</b>	<b>29</b>	<b>21-29</b>	<b>75.0</b>	<b>1-1</b>	<b>9-9</b>	<b>6-8</b>	<b>4-7</b>	<b>1-3</b>	<b>50</b>	<b>0</b>	<b>64-65</b>	

#### CAREER GAME HIGHS

**Long Field Goal:** 50 (at Central Michigan, 10-16-21)

**Field Goals in Game:** 3 (Three times, last vs. CMU, 10-16-21)

**Long Punt:** 64 (at Bowling Green, 10-12-19)



### Judge Culpepper

95

Defensive Tackle • 6-4 • 290 • So.  
Tampa, Fla. • Plant HS / Penn State

#### 2021

43 tackles, three sacks, two breakups and three QB hurries...Three tackles and one sack at Ohio...Four tackles, two pass breakups and a sack vs. CMU...Preseason All-MAC selection by Phil Steele.

#### 2018-20 (AT PENN STATE)

Played in 22 games in 2019 and 2020 and was a two-time Academic All-Big Ten honoree...Appeared in 13 games in 2019, mostly on special teams, registering one tackle...Played in nine games and tallied five tackles in 2020...Had five tackles, including a three-tackle effort against Maryland...Sat out as a redshirt in 2018.

#### HIGH SCHOOL

Four-time letterman for head coach Robert Weiner at Plant High School in Tampa, Fla...Two-time team captain as a junior and senior...Helped the Panthers to a 45-7 record in four seasons, including four district championships and a state runner-up finish as a junior (13-1) and a berth in the state semifinals as a senior (12-2)...Named to the Tampa Bay Times All-Tampa first team as a senior after an appearance on the honorable mention team as a junior...Earned Tampa Bay Times All-Hillsborough first-team accolades in 2017 and second-team honors in 2016...Two-time all-district choice...Earned Florida All-State Class 7A second-team accolades in 2016...Rated a four-star prospect by Rivals and a three-star recruit by 247Sports and ESPN...Ranked the No. 28 strong-side defensive end and No. 118 prospect in Florida by 247Sports...Ranked as the No. 15 tight end and No. 99 prospect in Florida by ESPN...Ranked as the No. 24 strong-side defensive end and No. 62 prospect in Florida by Rivals.

#### PERSONAL

Full name is Judge Broward Culpepper...Son of Monica and Brad Culpepper...Has one brother, Rex, and one sister, Honor...Father was an All-American defensive lineman at Florida and helped the Gators to the SEC Championship in 1991...Won the 1991 Drady Trophy (now the William V. Campbell Trophy), which is known as the "Academic Heisman"...Father played nine years in the NFL, including six seasons with Tampa Bay...Brother was a quarterback at Syracuse...Sister plays basketball at NYU...Mother was a contestant on "Survivor: One World" and both parents were on "Survivor: Blood vs. Water"...Major is history.

#### Judge Culpepper's Career Statistics

Year	G/S	UT	AT	TT	TFL	Sack	FF	Int	BrUp	QBH
2021	12/12	11	31	43	3.0	3.0	0	0	2	3
<b>TOTALS</b>	<b>12/12</b>	<b>11</b>	<b>31</b>	<b>43</b>	<b>3.0</b>	<b>3.0</b>	<b>0</b>	<b>0</b>	<b>2</b>	<b>3</b>

#### CAREER GAME HIGHS

**Tackles:** 8 (Colorado State, 9-18-21)





## TOLEDO PLAYERS TO WATCH



### Dequan Finn

Quarterback • 6-2 • 198 • Fr. (R)  
Detroit, Mich. • King HS

7

#### 2021

Second in the MAC in passing efficiency (157.8)...Has thrown one interception in 222 career attempts...Threw for 257 yards and a career-high four touchdowns against Akron...10-of-14 for 150 yards and one TD vs. Ohio...18-of-24 for 270 yards and three TDs vs. Bowling Green...Also rushed for two TDs vs. the Falcons...30-of-45 for 461 yards and three TDs vs. EMU...The 461-yard total ranks tied for second on Toledo's all-time list with Bruce Gradkowski's game vs. Pittsburgh in 2003...First career start came at CMU on Oct. 16...Completed 15-of-32 passes for 208 yards...Rushed for 43 yards and two TDs...8-of-24 for 138 yards and two TDs in win over WMU...10-of-17 for 186 yards and two TDs off the bench vs. NIU...Second on team with 422 yards rushing and eight

rushing TDs...Has TD runs of 24, 26, 70 and 34 yards...Averaging 4.3 yards per carry...106 yards rushing yards vs. Ball State is the most by a Rocket quarterback since Mitchell Guadagni rushed for 119 yards vs. Colorado State on Sept. 21, 2019...His 70-yard touchdown run vs. the Cardinals was the Rockets' longest scoring rush since Bryant Koback scored from 75 yards out at Colorado State in Sept. 21, 2019...Had 26-yard TD run in fourth quarter vs. Notre Dame that gave Toledo a 29-24 lead...Was 8-of-10 for 102 yards vs. UMass...Ran for 34-yard TD vs. UMass.

#### 2020

Appeared in four games...0-of-1 passing...Rushed for 51 yards on 10 carries...Rushed for 33 yards against EMU, including a career-long run of 21 yards.

#### 2019

Appeared in three games, completing six of his 12 passes for 86 yards...Rushed for 90 yards on 15 carries...Threw for 52 yards and rushed for 43 yards in a reserve role at Central Michigan...Joined team in spring of 2019 and participated in spring practice...Retained freshman eligibility.

#### HIGH SCHOOL

Named Mr. Football for the state of Michigan in 2018...Three-star prospect, according to Scout.com and 247 Sports...All-city and all-state performer for King High School...Led his team to a state championship in 2018, throwing for 1,960 yards and 24 touchdowns.

#### PERSONAL

Son of Lakia Finn...Major is communication studies.



#### Dequan Finn's Career Statistics

##### Passing

Year	G/S	Att.	Comp.	Int.	Pct.	Yds.	TD
2019	3/0	12	6	0	50.0	86	0
2020	4/0	1	0	0	00.0	0	0
2021	12/6	209	125	1	59.9	1852	16
<b>Totals</b>	<b>19/6</b>	<b>222</b>	<b>131</b>	<b>1</b>	<b>59.0</b>	<b>1938</b>	<b>16</b>

##### Rushing

Year	G/S	Att.	Yds.	Avg.	TD	LP
2019	3/0	15	90	6.0	0	16-CMU
2020	4/0	10	51	5.1	0	21-EMU
2021	12/6	98	428	4.4	8	70-Ball State
<b>Totals</b>	<b>19/6</b>	<b>123</b>	<b>569</b>	<b>4.6</b>	<b>8</b>	<b>70-Ball State</b>

##### CAREER GAME HIGHS

**Completions:** 30 (Eastern Michigan 11-2-21)

**Attempts:** 45 (Eastern Michigan 11-2-21)

**Passing Yards:** 461 (Eastern Michigan 11-2-21)

**Passing Touchdowns:** 4 (Akron, 11-27-21)

**Rushing Yards:** 106 (Ball State, 9-25-21)

**Rushing Touchdowns:** 2 (Three times, last vs. BGSU, 11-10-21)





## TOLEDO PLAYERS TO WATCH



### Bailey Flint

49

Punter • 6-4 • 215 • Sr.  
Melbourne, Australia • Layton Christian Academy

#### 2021

40.0 punting average with 21 of 57 punts downed inside the 20...Named MAC West Special Teams Player of the Week for his performance vs. Notre Dame on Sept. 11...Averaged 45.4 yards on seven punts vs. Notre Dame, including boots of 68 and 57 yards in the first half...Pinned the Irish inside their own 20-yard line four times...Averaged 46.6 yards in eight punts vs. Colorado State with a high of 55 yards and four downed inside the 20...Averged 43.0 yards per boot at UMass...Averged 48.7 yards per punt vs. NIU...Nominee for the Ray Guy Award, given annually to the nation's top punter....Nominee for Wuerffel Trophy, presented annually to player who best combines athletics, academics and community service.

#### 2020

Nominee for the Ray Guy Award, given annually to the nation's top punter...Punted 19 times for an average of 36.4 yards per punt...Nominee for Wuerffel Trophy...Team Captain.

#### 2019

Missed the final eight games of the season due to injury...Averaged 47.3 yards per punt...11 of his 20 punts pinned the opponent inside the 20-yard line...Eight punts of 50 or more yards...Six punts for 312 yards (52.0/punt) with a career-long 72 yarder at Colorado State.

#### 2018

Appeared in all 13 games, punting 61 times and averaging 40.9 yards per punt...Eight punts of at least 50 yards and pinned opponents inside their own 20-yard line 22 times...Successfully converted a fourth down with a 13-yard scamper against Bowling Green (Oct. 6)...Career-best 58-yard punt vs. Buffalo...Named Academic All-MAC...Nominee for Academic All-America.

#### 2017

Appeared in all 14 games, punting 47 times for an average of 38.0 yards...Had 19 punts land inside the 20-yard line and three

50-plus yard punts...Season-long punt of 57 yards against Ball State...Also had a 53-yard punt against Tulsa...Had season-high three punts land inside the 20 on three occasions: Miami (Fla.), Central Michigan, and Ball State...Two of his three punts in the MAC Championship Game pinned Akron inside the 20-yard line.

#### HIGH SCHOOL

Attended Layton Christian Academy...High school coach was Doyle Holt.

#### PERSONAL

Full name is Bailey Robert Flint...Parents are Rachel Perry and Douglas Flint...Has one brother and two sisters...Performed in the University's production of All Quiet on the Western Front in 2018...Studied theater in Moscow, Russia in June of 2019...A musician who has recorded nearly 50 songs under the stage name of "Flinley"...Earned bachelor's degrees in media communications and theater...Currently pursuing a master's degree in liberal studies with a focus in theater.



#### Bailey Flint's Career Statistics

Year	G	No.	Yds	Avg.	Long	TB	FC	I20	Blk
2017	14	47	1788	38.0	57	4	20	19	0
2018	13	61	2497	40.9	58	4	26	24	1
2019	4	20	946	47.3	72	2	6	11	0
2020	6	19	692	37.6	53	1	3	6	0
2021	12	57	2278	40.0	68	5	18	21	0
<b>Totals</b>	<b>50</b>	<b>204</b>	<b>8201</b>	<b>40.2</b>	<b>72</b>	<b>16</b>	<b>73</b>	<b>81</b>	<b>1</b>

#### CAREER GAME HIGHS

**Long Punt:** 72 (at Colorado State, 9-21-19)





## TOLEDO PLAYERS TO WATCH



### Nate Givhan

48

Outside Linebacker • 6-4 • 240 • Jr.  
Montgomery, Ala. • Carver HS

#### 2020

Played in five games, starting one...Eight tackles, one interception, one QBH...Season-best three tackles and interception vs. BGSU.

#### 2019

Played in 12 games at defensive end, starting seven...39 tackles, 3.5 tackles for loss, 2.0 sacks...Career-high seven tackles at Colorado State.

#### 2018

Played in 10 games, making three tackles...Added two sacks and one forced fumble.

#### 2017

Sat out season as a redshirt.

#### HIGH SCHOOL

Had 72 tackles and 13 sacks as a senior...Played basketball and averaged 14 points and 10 rebounds as a junior...Joined in the Rockets' 2017 recruiting class by teammate Jamal Turner...High school coach was Billy Gresham.

#### PERSONAL

Full name is Nathan Devon Givhan...Mother is Dilsie Givhan...Has an older brother, Antonio...Communication studies major.



### Vitaliy Gurman

78

Offensive Line • 6-4 • 310 • Sr.  
Rochester, N.Y. • Spencerport HS/Edinboro St.

#### 2021

Third-Team All-MAC... He has started all 12 games along the offensive line, including the last five at left tackle....Along with Harris, he helps steady an offensive line that has led a Toledo offense that ranks first in the MAC in scoring (34.2 points/game) and fourth in total offense (434.8 yards/game)....Preseason All-MAC selection by Phil Steele.

#### 2020

Started all six games at left tackle...Academic All-MAC...Nominee for Academic All-America.

#### AT EDINBORO (2016-19)

First-team All-PSAC in 2019...Named the team's offensive line MVP in 2019 as well...Appeared in 32 games on the offensive line in his career from 2017-19...Sat out 2016 as a redshirt.

#### HIGH SCHOOL

Earned New York Sportswriters Association second-team All-State honors as an offensive lineman as a senior...First-team All-Greater Rochester and first-team All-County selection...2015 team captain...Named a 2015 NYSPHSAA Scholar Athlete...Earned a total of 11 letters, with four in football, three in track & field, and two in wrestling and indoor track.

#### PERSONAL

Parents are Ivan and Miroslava Gurman...Has two brothers, Ivan and Milon...Pursuing a master's degree in recreation and leisure studies.



#### Nate Givhan's Career Statistics

Year	G/S	UT	AT	TT	TFL	Sack	FF	Int	BrUp	QBH
2017					DNP-Redshirt					
2018	10/0	3	0	3	2.0	2.0	1	0	0	0
2019	12/7	16	23	39	3.5	2.0	0	0	1	2
2020	5/1	3	5	8	0.5	0	0	1	0	1
<b>Totals</b>	<b>27/8</b>	<b>22</b>	<b>28</b>	<b>50</b>	<b>6.0</b>	<b>4.0</b>	<b>1</b>	<b>1</b>	<b>1</b>	<b>3</b>

#### CAREER GAME HIGHS

**Tackles:** 7 (at Colorado State, 9-21-19)





## TOLEDO PLAYERS TO WATCH



### Bryce Harris

72

Offensive Lineman • 6-3 • 292 • Sr.  
Akron, Ohio • Firestone HS

#### CAREER

Has played in 55 games and has 50 career starts, both Toledo records.

#### 2021

First-Team All-MAC...Leader of an offense that ranks second in the MAC in scoring (34.2) and fourth in total offense (434.8)...On the preseason watch list for the Rimington Trophy as nation's top center and Outland Trophy as nation's top down lineman...Semifinalist for the Jason Witten Man of the Year Award...CoSIDA Academic All-District; now on the ballot for Academic All-America...Team captain.

#### 2020

First-team All-MAC...Part of an offense that ranked third in the MAC in total offense (494.0) and first in passing offense (325.8)...Nominee for Rimington Trophy as nation's top center and Outland Trophy as nation's top down lineman...Nominee for Campbell Trophy, given annually to nation's top scholar athlete...Nominee for Pop Warner College Player of the Year for athletic, academic and community leadership...Mayo Clinic Comeback Player of the Year Award nominee...Team captain...Academic All-MAC...Nominee for Academic All-America...39 career starts at center and guard.

#### 2019

Missed the entire 2019 season due to injury...Team captain.

#### 2018

Second-team All-MAC...Starting center in all 13 games...Part of an offense that led the MAC in scoring (40.4), and was second in total offense (443.8) and rushing (215.9)...Academic All-MAC...Nominee for Academic All-America.

#### 2017

Played in all 14 games and started 13 on the offensive line at three different positions: right guard, center and left guard...Part of an offense that ranked first in the MAC in total offense

(483.9), second in passing offense (279.9), second in scoring (36.4), and third in rushing offense (204.0)... Academic All-MAC... Nominee for Academic All-America.

#### 2016

Played in 11 games on offensive line, starting seven times at center...Part of a unit that allowed just 14 sacks, which ranked 11th in the country and third in MAC...Rocket offense led the MAC in total offense (517.8) and passing offense (322.8)...UT also ranked seventh in nation in total offense, 10th in passing offense.

#### 2015

Sat out season as a redshirt.

#### HIGH SCHOOL

Ranked as a three-star prospect by [ESPN.com](https://www.espn.com)...Named all-district, all-city and academic all-city in his senior season...Received team leadership award...Named team's best offensive lineman and awarded all-city honors in junior and senior seasons...Named academic all-city as a sophomore...Member of the City Series champion boys track and field team as a thrower...High school coach was Tim Flossie.

#### PERSONAL

Full name is Bryce A. Harris...Parents are Jerry and Rosita Harris...Has one brother, Blake, and one sister, Anesa...Married to Janelle Perry in March of 2020...Graduated in May of 2019 with a degree in psychology...Currently pursuing a master's degree in counselor education.





## TOLEDO PLAYERS TO WATCH



### Jamal Hines

91

Outside Linebacker • 6-3 • 250 • Jr.  
Cincinnati, Ohio • Princeton HS

#### 2021

First-Team All-MAC...Tied for third on team with 82 tackles...Second in the MAC in TFL (14.5) and sacks (10.0)...Tied for second on team with eight pass breakups, most by a UT lineman...Two-time MAC West Defensive Player of the Week...Career-high 2.5 sacks against Akron...Tied career high with 3.0 TFL and a career-high 2.0 sacks vs. BGSU...Tied season high with 10 tackles plus 1.5 sacks vs. EMU...Seven tackles and two pass deflections vs. WMU...Seven tackles vs. Norfolk State...Five tackles, one TFL and two pass deflections vs. Notre Dame...Deflected two passes vs. Colorado State...Led team with eight tackles and added 1.5 TFL vs. UMass...10 tackles, 1.5 TFL and one sack vs. NIU.

#### 2020

Second-team All-MAC...Third on the team with 29 tackles...4.5 TFLs, 2.0 sacks, three QB hurries, one interception, one forced fumble and pass breakup on the season...Career-high 11 tackles against Ball State...Had 1.5 sacks and an interception returned 20 yards for a TD against EMU, earning him MAC West Defensive Player of the Week honors.

#### 2019

Third-team All-MAC selection...Second on team with 8.5 TFL...Team-high six QB hurries...Led Rocket down linemen with 52 tackles...Season-high eight tackles against Northern Illinois...Six tackles, 2.5 TFL, and a sack against Kent State...Earned MAC West Defensive Player of the Week honors for his effort against the Golden Flashes...Seven tackles and a fumble recovery against Eastern Michigan...Four tackles, including 1.5 TFL, against Western Michigan...Four tackles and two QBH against Colorado State...Six tackles, 2 TFL and one QB hurry vs. Kentucky.

#### 2018

Played in 12 games as a true freshman, starting 10...Tied for third on team with 9.0 tackles for loss...Eighth on team with 49 tackles...Seven tackles and 2.5 TFL vs. VMI...Seven tackles and 3.0 TFL vs. EMU... Joined team in spring of 2018 and participated in spring practice season.

#### Jamal Hines' Career Statistics

Year	G/S	UT	AT	TT	TFL	Sack	FF	Int	BrUp	QBH
2018	12/10	25	24	49	9.0	3.0	0	2	1	2
2019	12/12	28	24	52	8.5	1.5	0	0	0	6
2020	6/6	11	18	29	4.5	2.0	1	1	1	3
2021	12/9	33	49	82	14.5	10.5	0	0	8	2
<b>Totals</b>	<b>42/37</b>	<b>97</b>	<b>115</b>	<b>212</b>	<b>36.5</b>	<b>17.0</b>	<b>1</b>	<b>3</b>	<b>10</b>	<b>13</b>

#### CAREER GAME HIGHS

**Tackles:** 11 (Ball State, 11-28-20)

**Tackles For Loss:** 3.0 (Twice, last vs. Bowling Green, 11-10-21)

**Sacks:** 2.5 (Akron, 11-27-21)

#### HIGH SCHOOL

Three-star prospect according to Scout.com and 247 Sports... Earned AP Division II all-district honors as a junior and was a first-team All-Greater Miami Conference selection.

#### PERSONAL

Full name is Jamal Montell Hines...Mother is Tamika Dickey...Has one sister, Tylar, older brother Jalaan and twin brother Jamer... Criminal justice major.





## TOLEDO PLAYERS TO WATCH




### Maxen Hook

25

Safety • 6-0 • 190 • Fr.  
New Palestine, Ind. • New Palestine HS

#### 2021

Third-Team All-MAC...Second on team and 13th in MAC with 88 tackles...10 tackles and a breakup vs. Ohio...12 tackles vs. EMU...10 tackles and a fumble recovery vs. WMU...Career-high 13 tackles vs. Northern Illinois...Team-high 11 tackles and a sack vs. CMU...Returned a blocked punt 35 yards for a TD vs. Norfolk State...Also blocked a punt vs. NSU...Starter at safety in last 10 games...On watch list for the Shaun Alexander Freshman of the Year Award.



#### 2020

Played in all six games, making four tackles... Season-high three tackles against BGSU... Joined team in the spring of 2020.

#### HIGH SCHOOL

Three-star prospect according to 247 Sports...Three-time all-state honoree at New Palestine High School...Indiana's Defensive Back Mr. Football in 2019... Helped lead New Palestine to a Class 5A state title as a senior, totaling 90 tackles to go with four fumble recoveries and two

interceptions...Also caught 23 passes for 447 yards and seven touchdowns in 2019.

#### PERSONAL

Full name is Maxen Michael Hook...Parents are Matt and Amy Hook...Pre-business major.

#### Maxen Hook's Career Statistics

Year	G/S	UT	AT	TT	TFL	Sack	FF	Int	BrUp	QBH
2020	6/0	1	3	4	0	0	0	0	0	0
2021	12/10	33	55	88	2.5	1.0	0	0	3	0
<b>Totals</b>	<b>18/10</b>	<b>34</b>	<b>58</b>	<b>92</b>	<b>2.5</b>	<b>1.0</b>	<b>0</b>	<b>0</b>	<b>3</b>	<b>0</b>

#### CAREER GAME HIGHS

**Tackles:** 13 (Northern Illinois, 10-9-21)



### Desjuan Johnson

99

Defensive End • 6-3 • 255 • Jr.  
Detroit, Mich. • East English Village Prep

#### 2021

Second-Team All-MAC...67 tackles, 4.5 sacks...1.5 sacks vs. EMU... Named MAC West Defensive Player of the Week for performance vs. WMU...Six tackles, 2.0 TFL, one sack, one QBH and forced a fumble that was taken in for a TD...Six tackles, 2.5 TFL vs. Ball State...Five tackles and 0.5 TFL vs. Norfolk State...Four tackles, one forced fumble vs. Notre Dame...11 tackles, 2.5 TFL, one QBH vs. NIU...On the preseason watch list for two national defensive player of the year awards, the Bednarik Award and Bronko Naguski Trophy.

#### 2020

Second-team All-MAC...Fourth on the team with 27 tackles... Led team with 8.0 TFL and 3.0 sacks...Nine tackles vs. Ball State...2.5 TFL and 1.5 sacks vs. EMU.

#### 2019

32 tackles, 7.0 TFL and five QB hurries...Career-high 3.0 tackles for loss vs. Central Michigan...Four tackles against Northern Illinois...Six tackles vs. BYU, including one sack, a tackle for loss, another tackle for no gain and a QB hurry.

#### 2018

Played in 11 games, making 17 tackles...Season-high four tackles vs. Fresno State.

#### HIGH SCHOOL

Three-star prospect according to Scout.com and 247 Sports... Helped East English Village Prep to an MHSAA Division II district final appearance as a senior and a 9-2 record...High school coach was Rod Oden.

#### PERSONAL

Full name is Desjuan Renarl Johnson...Parents are Dion Johnson and Lacreasia Stegar...Father played football at Kansas...Has three brothers, Dion, Dejon and Derion, and two sisters, Dionjanae and Darelle...Interdisciplinary studies major.

#### Desjuan Johnson's Career Statistics

Year	G/S	UT	AT	TT	TFL	Sack	FF	Int	BrUp	QBH
2018	11/0	7	10	17	3.0	1.0	0	0	0	1
2019	12/0	14	18	32	7.0	1.0	0	0	0	5
2020	6/6	10	17	27	8.0	3.0	1	0	0	2
2021	12/10	30	37	67	12.0	4.5	2	0	0	5
<b>Totals</b>	<b>39/14</b>	<b>61</b>	<b>82</b>	<b>143</b>	<b>30.0</b>	<b>9.5</b>	<b>3</b>	<b>0</b>	<b>0</b>	<b>13</b>

#### CAREER GAME HIGHS

**Tackles:** 11 (Northern Illinois, 10-9-21)

**Tackles For Loss:** 3.0 (Central Michigan, 11-29-19)





## TOLEDO PLAYERS TO WATCH



### Dyontae Johnson

2

Outside Linebacker • 6-2 • 230 • Jr.  
Detroit, Mich. • Cass Technical HS

#### 2021

Third-Team All-MAC...Fourth on team with 76 tackles...10 tackles vs. Ohio...Five tackles and 1.5 TFL vs. BGSU...Career-high 13 tackles and 1.0 TFL vs. NIU...Four tackles and two pass breakups vs. Ball State...Named MAC West Defensive Player of the Week for his performance vs. Notre Dame on Sept. 11...Led the Rockets with 10 tackles vs. the Irish, including 1.5 tackles for loss, and one quarterback hurry.

#### 2020

Led team with 47 tackles...Also had 4.5 TFLs...Led team in tackles in four of six games...Seven tackles, 2.0 TFL, and a forced fumble at NIU...10 tackles vs. CMU...Nine tackles at WMU.

#### 2019

Played in all 12 games as a reserve at linebacker, making 23 tackles...Four tackles against both Murray State and Ball State.

#### 2018

Played in all 13 games, making eight tackles...Season-high three tackles vs Ball State and Western Michigan.

#### HIGH SCHOOL

Three-star prospect according to Scout.com and 247 Sports... Helped Cass Tech to an MHSAA state championship and an undefeated season in 2016 and regional titles in 2016 and 2017... Received the team's Linebacker Leadership Award as a junior and senior...Attended same high school as current Rockets Edrick Mathews and Kelvin Ateman, and former Rockets Kishon Wilcher and DeJuan Rogers.

#### PERSONAL

Full name is Dyontae Antjuan Johnson...Mother is Makita Morris...Has one brother, Davion, and one sister, Dari...Mechanical engineering major.

#### Dyontae Johnson's Career Statistics

Year	G/S	UT	AT	TT	TFL	Sack	FF	Int	BrUp	QBH
2018	13/0	1	7	8	0	0	0	0	0	1
2019	12/0	11	12	23	2.0	0	0	0	1	2
2020	6/6	25	22	47	4.5	1.0	1	0	0	1
2021	12/12	30	45	76	7.5	2.5	0	1	4	2
<b>Totals</b>	<b>43/18</b>	<b>67</b>	<b>86</b>	<b>154</b>	<b>14.0</b>	<b>3.5</b>	<b>1</b>	<b>1</b>	<b>5</b>	<b>6</b>

#### CAREER GAME HIGHS

**Tackles:** 13 (Northern Illinois, 10-9-21)

**Tackles for Loss:** 2.0 (at Northern Illinois, 12-5-20)



### Jonathan Jones

30

Linebacker • 5-11 • 225 • Sr.  
Ocoee, Fla. • Oak Ridge HS/Notre Dame

#### 2021

Second-Team All-MAC...Team leader and 10th in the MAC with 91 tackles...9.0 TFL, 4.0 sacks, three pass breakups, two forced fumbles, one fumble recovery, four QB hurries...Seven tackles, career-high 2.5 TFL vs. BGSU...Career-high 14 tackles vs. Ohio...12 tackles with one TFL and one breakup vs. NIU...Shared team lead with six tackles vs. Ball State, adding one pass breakup and a fumble recovery...Shared team lead with seven tackles vs. Norfolk State...Five tackles, one sack and one forced fumble vs. UMass.



#### 2020

Played in all six games, starting one...19 tackles...Season-best eight tackles in season finale vs. CMU...Recovered fumble vs. BGSU...Joined team in the spring of 2020 as a graduate transfer from Notre Dame.

#### 2016-19 AT NOTRE DAME

Played in 38 games from 2017-19, tallying 16 tackles on defense and special teams...Sat out 2016 as a redshirt.

#### HIGH SCHOOL

Two-time all-state honoree...Consensus Top-20 inside linebacker prospect...Member of the 2016 U.S. U19 National Team that competed in the International Bowl... Helped Oak Ridge to a combined record of 19-5 as an upper-classman in 2014-15...

#### PERSONAL

Full name is Jonathan Carlos Jones...Parents are Charles and Sharma Jones...Earned his bachelor's degree from Notre Dame in Film, Television & Theater...Pursuing an MBA in Marketing.

#### Jonathan Jones' Career Statistics

Year	G/S	UT	AT	TT	TFL	Sack	FF	Int	BrUp	QBH
2020	6/1	4	15	19	0	0	0	0	0	1
2021	12/11	27	64	91	9	4	2	0	3	4
<b>Totals</b>	<b>18/12</b>	<b>31</b>	<b>79</b>	<b>110</b>	<b>9</b>	<b>4</b>	<b>2</b>	<b>0</b>	<b>3</b>	<b>5</b>

#### CAREER GAME HIGHS

**Tackles:** 12 (Northern Illinois, 10-9-21)

**Tackles For Loss:** 2.5 (Bowling Green, 11-10-21)



## TOLEDO PLAYERS TO WATCH



### Micah Kelly

3

Running Back • 5-9 • 195 • Fr. (R)  
Pascagoula, Miss. • Ocean Springs HS

#### 2020

Third on team with 303 rushing yards and three rushing TDs... Averaging 5.2 yards per carry...80 rushing yards on 10 carries at Bowling Green...Rushing TD in back-to-back games against Western Michigan and Eastern Michigan...39 rushing yards and a TD at UMass.

#### 2020

Second on team with 208 rushing yards...Career-high 72 yards at NIU including a 25-yard TD...69 yards and one TD at WMU.

#### 2019

Played in two games, rushing for 70 yards and one touchdown on six carries...63 rushing yards, including a 42-yard TD against Murray State...Retained freshman eligibility.

#### HIGH SCHOOL

Rushed for 1,560 yards and 16 touchdowns, eclipsing 100 yards 10 times...Caught 10 passes for 150 yards and two TDs out of the backfield...Earned first-team all-state and all-region honors... Three-star prospect, according to Scout.com and 247 Sports.

#### PERSONAL

Full name is Micah Jeremy Kelly...Son of Jesse Kelly and Shelia Dailey...Has one brother, John...Major is pre-business.



#### Micah Kelly's Career Statistics

Year	G/S	Att.	Yds.	Avg.	TD	LP
2019	2/0	6	70	11.7	1	42-Murray State
2020	6/0	44	208	4.7	2	28-WMU
2021	12/0	58	303	5.2	3	22-BGSU
<b>Totals</b>	<b>20/0</b>	<b>108</b>	<b>581</b>	<b>5.4</b>	<b>6</b>	<b>42-Murray State</b>

#### CAREER GAME HIGHS

**Rushing Yards:** 80 (at Bowling Green, 11-10-21)

**Longest Run:** 42 (Murray State, 9-14-19)



## TOLEDO PLAYERS TO WATCH



### Bryant Koback

Running Back • 6-0 • 205 • Jr.  
Holland, Ohio • Springfield HS/Kentucky

22

WMU...Caught career-high seven passes for 61 yards vs. WMU... Rushed for 74 yards and caught four passes for 50 yards and one TD vs. BGSU...Doak Walker Award and Maxwell Award nominee... Preseason All-MAC selection by Athlon and Phil Steele...Team captain.

#### CAREER

Ranks fourth on Toledo's career rushing list with 3,900 yards...Second in career rushing TDs with 45.

#### 2021

First-Team All-MAC...Second in the MAC and 11th in the country with 1,274 rushing yards...First in the MAC and seventh in the country in yards per carry (6.71)...Also leads the MAC in rushing touchdowns (15), which ranks tied for 10th in the nation... Cracked 1000-yard mark for the second time in his career in Ohio game on Nov. 16...Season-high 203 yards vs. Ohio with career-best four rushing TDs...121 yards vs. BGSU was his third straight 100-yard game and 11th of his career...Had two rushing TDs vs. BGSU, including one for 50 yards...180 yards and two TDs vs. EMU...100 yards vs. WMU...87 yards vs. CMU...91 yards and one TD vs. NIU...Also caught a 75-yard TD pass vs. NIU...Gained 84 yards on 23 attempts v. Ball State...Gained 114 yards on 21 attempts vs. Notre Dame...Had a season-long 67-yard rush vs. Notre Dame and an eight-yard TD reception...Rushed for 52 yards and two TDs on nine carries vs. Norfolk State...82 yards and two TDs on 11 attempts...Tied for second on team with 19 receptions for 220 yards...On preseason watch list for the Doak Walker Award.

#### 2020

Led team and was fourth in MAC with 522 yards rushing...Second on squad with 24 receptions...123 yards rushing and and game-high five receptions with one TD catch vs. CMU...Season-high 149 yards and one TD vs. EMU...Rushed for 78 yards and two TDs at

#### 2019

Second-team All-MAC...Fourth in MAC with 1,187 rushing yards... Second in MAC with 6.1 yards per carry...16th player in Toledo history to crack 1000 rushing yards in a season...Ranks 13th on all-time season rushing list...Became the 18th player in school history to crack 2,000 career rushing yards in Buffalo game; has 2,104 career yards...Caught eight passes for 69 yards...Set career highs with 32 carries and 259 yards for two TDs against Eastern Michigan... Named MAC West Offensive Player of the Week after rushing for a career-high 228 yards and three touchdowns against Colorado State...Also caught a TD pass vs. CSU...Tallied 177 rushing yards on 21 carries against Western Michigan...Had 17 carries for 99 yards and a touchdown at Buffalo...Left Kent State game due to injury after rushing for 67 yards and two touchdowns...Two carries for 14 yards in limited action against Northern Illinois...Caught four passes with one TD reception at Bowling Green...73 yards and one touchdown vs. Kentucky...62 yards and one score vs. Murray State...Nominee for the Doak Walker Award, given annually to the nation's top running back.

#### 2018

Led Toledo with 917 rushing yards, 6.0 yards per carry, and 14 rushing touchdowns...Tied for second in MAC in rushing TDs, fifth in rushing yards...Rushed for 192 yards on 17 carries with two TDs against Kent State...Had two touchdowns and a career-high 22 rushing attempts for 122 yards vs. Central Michigan...Rushed for 99 yards on just 10 carries, including a 40-yard TD run vs. WMU...Led team with 67 yards rushing on nine carries and scored two touchdowns in his debut as a Rocket in the opener vs. VMI...90 yards and three TDs on 11 attempts vs. BGSU...70-yard TD run vs. Buffalo...78 rushing yards and two touchdowns vs. Ball State...Joined team in spring of 2018 after transferring from the University of Kentucky... Participated in spring practice season.

#### HIGH SCHOOL

Three-star recruit by 247 Sports who was rated the No. 37 running back in 2017...Four-year letterwinner, three-year starter, and two-time team captain...Prior to suffering a leg injury in 2016, he had rushed 93 times for 1,096 yards and 21 total touchdowns (19 rushing and two receiving) in four games...Rushed for 2,015 yards and 31 touchdowns on 194 carries as a junior... Named Division II first-team All-State by The Associated Press in 2015...Totaled 57 career touchdowns and over 4,400 all-purpose yards in his prep career.

#### PERSONAL

Full name is Bryant Nathaniel Koback...Mother is Mary Koback... Has three sisters, Mariah, Brittany, Stephane, and one brother, Stevie...High school football coach was Pat Gucciardo...Professional sales and marketing major in the College of Business.

#### Bryant Koback's Career Statistics

##### Rushing

Year	G/S	Att.	Yds.	Avg.	TD	LP
2017						DNP-Redshirt (at Kentucky)
2018	13/2	153	917	6.0	14	70-Buffalo
2019	12/10	195	1187	6.1	12	75-Colorado State
2020	6/6	123	522	4.2	4	27-CMU
2021	12/12	190	1274	6.7	15	67-Notre Dame
<b>Totals</b>	<b>43/30</b>	<b>661</b>	<b>3900</b>	<b>5.9</b>	<b>45</b>	<b>75-Colorado St.</b>

##### Receiving

Year	G/S	Rec.	Yds.	Avg.	TD	LP
2018	13/2	4	23	5.8	0	8-Ball St.
2019	12/10	8	69	8.6	2	14-BGSU
2020	6/6	24	228	9.5	2	34-BGSU
2021	12/12	29	339	11.7	2	75-NIU
<b>Totals</b>	<b>43/30</b>	<b>65</b>	<b>659</b>	<b>10.1</b>	<b>6</b>	<b>75-NIU</b>

##### CAREER GAME HIGHS

**Rushing Yards:** 259 (Eastern Michigan, 10-26-19)  
**Rushing Attempts:** 32 (Eastern Michigan, 10-26-19)  
**Rushing TDs:** 4 (Ohio, 11-16-21)  
**Longest Run:** 75 (at Colorado State, 9-21-19)  
**Receptions:** 7 (at Western Michigan, 11-11-20)  
**Longest Reception:** 75 (Northern Illinois, 10-9-21)





# TOLEDO PLAYERS TO WATCH

## Bryant Koback Rushing Statistics by Game

2018					
Opponent	Att.	Yds.	Avg.	TD	LP
VMI	9	67	7.4	2	16
Miami (Fla.)	7	23	3.3	0	13
Nevada	12	29	2.4	0	10
at Fresno State	7	27	3.9	0	10
Bowling Green	11	90	8.2	3	21
at Eastern Michigan	9	18	2	0	7
Buffalo	9	81	9	1	70
at Western Michigan	10	99	9.9	1	40
Ball State	15	78	5.2	2	19
at Northern Illinois	11	47	4.3	0	20
at Kent State	17	192	11.3	2	51
Central Michigan	22	124	5.6	2	17
vs FIU (Bahamas Bowl)	14	42	3	1	9
2019					
Opponent	Att.	Yds.	Avg.	TD	LP
at Kentucky	15	73	4.9	1	11
Murray State	13	62	4.8	1	16
at Colorado State	19	228	12.0	3	75
BYU	23	88	3.8	1	12
Western Michigan	21	177	8.4	0	33
at Bowling Green	14	60	4.3	0	14
at Ball State	13	44	2.9	0	14
Eastern Michigan	32	259	8.1	2	54
Kent State	13	67	6.2	2	14
Northern Illinois	2	14	7.0	0	9
at Buffalo	17	99	5.8	1	36
at Central Michigan	13	22	1.7	1	11
2020					
Opponent	Att.	Yds.	Avg.	TD	LP
Bowling Green	21	74	3.5	0	14
at Western Michigan	24	78	3.2	2	15
at Eastern Michigan	24	149	6.2	1	21
Ball State	13	33	2.5	0	13
at Northern Illinois	17	65	3.8	1	19
Central Michigan	24	123	5.1	0	27
2021					
Opponent	Att.	Yds.	Avg.	TD	LP
Norfolk State	9	52	5.8	2	12
at Notre Dame	21	114	5.7	1	67
Colorado State	13	25	1.9	0	8
at Ball State	23	84	3.7	0	13
at UMass	11	82	7.5	2	21
Northern Illinois	12	91	7.6	1	40
at Central Michigan	15	87	5.8	0	33
Western Michigan	17	100	5.9	0	24
Eastern Michigan	15	180	12.0	2	67
at Bowling Green	19	121	6.4	2	50
at Ohio	21	203	9.7	4	55
Akron	15	135	9.0	2	44

## TOLEDO RUSHING LEADERS

### Career Rushing Yards (2000+)

1. Kareem Hunt (2013-16) .....4,945
2. Chester Taylor (1998-2001).....4,849
3. Wasean Tait (1993-98) .....4,338
4. **Bryant Koback (2018-present) ..... 3,900**
5. Terry Swanson (2014-17).....3,601
6. Trinity Dawson (2002-05) .....3,474
7. David Fluellen (2010-13) .....3,336
8. Jalen Parmele (2004-07) .....3,119
9. Casey McBeth (1991-94).....2,719
10. DaJuane Collins (2006-09) .....2,588
11. Steve Morgan (1981-84) .....2,540
12. Kelvin Farmer (1983-86) .....2,483
13. Roland Moss (1966-68) .....2,421
14. Morgan Williams (2008-11) .....2,412
15. Adonis Thomas (2008-11) .....2,360
16. Joe Schwartz (1970-72) .....2,337
17. Mike Alston (1976-79) .....2,180
18. Neil Trotter (1987-90) .....2,168
19. Shakif Seymour (2016-20).....2,135

### Toledo Career Rushing TDs

1. Chester Taylor (1998-2001).....56
2. **Bryant Koback (2018-present) .....45**
3. Kareem Hunt (2013-16) .....44
4. Wasean Tait (1993-98) .....38
5. Joe Schwartz (1970-72) .....35

### Single-Season Rushing Yards

1. Wasean Tait (1995).....2,090
2. Kareem Hunt (2014) .....1,631
3. Chester Taylor (2001) .....1,620
4. Kelvin Farmer (1986) .....1,532
5. Jalen Parmele (2007) .....1,511
6. David Fluellen (2012) .....1,498
7. Kareem Hunt (2016) .....1,475
8. Chester Taylor (2000) .....1,470
9. Terry Swanson (2017) .....1,363
10. Trinity Dawson (2005) .....1,294
11. Steve Morgan (1984) .....1,291
12. Dwayne Harris (1997) .....1,278
13. **Bryant Koback (2021) .....1,274**
14. **Bryant Koback (2019) .....1,187**
15. Chester Taylor (1999) .....1,176
16. Emerson Cole (1949) .....1,172
17. Roland Moss (1968) .....1,145
18. Jalen Parmele (2006) .....1,131
19. Joe Schwartz (1971) .....1,130
20. David Fluellen (2013) .....1,121
21. Adonis Thomas (2010) .....1,098





## TOLEDO PLAYERS TO WATCH



### Matt Landers

15

Wide Receiver • 6-5 • 200 • Jr.  
St. Petersburg, Fla. • St. Petersburg HS/Georgia

#### 2021

16 receptions for 377 yards and four TDs in 11 games played... Team-best 23.6 yards per reception...Five catches for 57 yards against Ohio...Career-long 85-yard TD reception in the win at Ohio...Three catches, 57 yards, and a TD at Bowling Green...Five catches for a career-high 150 yards and two touchdowns against Eastern Michigan, including an 80-yard TD catch.

#### 2018-20 (AT GEORGIA)

Saw action in 25 games across three seasons at Georgia, including 12 games in 2019...Registered 10 receptions for 105 yards in 2019, catching a career-high three passes for 25 yards and a TD in the Bulldogs' Sugar Bowl contest against Baylor...Played in nine games in 2020, catching two passes for 27 yards in the season opener against Arkansas...Played in four games in 2018, retaining his freshman eligibility.

#### HIGH SCHOOL

PrepStar Magazine three-star prospect, All-Southeast Region...247Sports.com three-star, #97 ranked WR nationally and #89 overall prospect in Florida...40 receptions for 719 yards and seven touchdowns as a senior at St. Petersburg High School...In his junior year at Admiral Farragut Academy, amassed 1,038 yards and 15 touchdowns, both team highs... Team went 10-2 and reached the 2015 FHSAA Class 2A Regional Finals...Tampa Bay Times 2015 All-Tampa Bay First Team Offense...Sun Sentinel 2015 Florida All-State Class 2A First Team Offense...Head coach at St. Petersburg High School was Joe Fabrizio...Head coach at Admiral Farragut was Ryan Hearn.

#### PERSONAL

Full name is Matthew James Landers...Major is university studies.

#### Matt Landers' Career Statistics

Year	G/S	Rec.	Yds.	Avg.	TD	LP
2021	11/10	36	519	14.4	3	84-Norfolk St.
<b>Totals</b>	<b>29/13</b>	<b>64</b>	<b>806</b>	<b>12.6</b>	<b>9</b>	<b>84-Norfolk St.</b>

#### CAREER GAME HIGHS

**Receptions:** 5 (Twice, last vs. Akron, 11-27-21)  
**Receiving Yards:** 150 (Eastern Michigan, 11-2-21)  
**Long Reception:** 85 (Ohio, 11-16-21)



### Devin Maddox

8

Wide Receiver • 5-9 • 175 • So.  
Lakewood, Ohio • Cleveland St. Edward's HS

#### 2021

Second-Team All-MAC as a punt returner...Third in the MAC in punt return average (9.1)...Leads team with 38 receptions and 562 receiving yards...Set career marks in receptions (9) and receiving yards (135) vs. Notre Dame...Caught two passes vs. Norfolk State, including career-long 84-yard TD reception...69-yard TD catch vs. Ball State...11-yard TD reception in fourth quarter vs. NIU...Two catches, 43 yards, and a TD against Akron.



#### 2020

14 receptions...Tied for second on the team with three TD catches... Touchdown reception in three straight games to start the season.

#### 2019

Played 12 games as a backup wide receiver and kick returner... Caught 14 passes for 130 yards and three touchdowns...Averaged 8.7 yards on 14 punt returns...Averaged 17.8 yards on six kickoff returns...Joined team in

spring of 2019.

#### HIGH SCHOOL

Played on two-time high school state champion Cleveland St. Edward's High School.

#### PERSONAL

Full name is Devin Del'von Maddox...Son of Sasha Pierce...Has one sibling, CJ...Interdisciplinary studies major.

#### Devin Maddox's Career Statistics

Year	G/S	Rec.	Yds.	Avg.	TD	LP
2019	12/0	14	130	9.3	3	24-Kent State
2020	6/3	14	174	12.4	3	40-BSU
2021	12/11	38	560	14.7	4	84-Norfolk St.
<b>Totals</b>	<b>30/14</b>	<b>66</b>	<b>864</b>	<b>13.1</b>	<b>40</b>	<b>84-Norfolk St.</b>

#### CAREER GAME HIGHS

**Receptions:** 9 (at Notre Dame, 9-11-21)  
**Long Reception:** 84 (Norfolk State, 9-4-21)



## TOLEDO PLAYERS TO WATCH



### Danzel McKinley-Lewis

4

Wide Receiver • 5-11 • 190 • Sr.  
Pittsburgh, Pa. • Seton-LaSalle HS

#### 2021

14 receptions for 224 yards...Caught 34-yard TD pass vs. WMU... Season-high three catches vs. Bowling Green and Colorado State...59-yard TD reception vs. BG...Caught two passes vs. Norfolk State and Ball State.

#### 2020

Third on the team in receptions with 20...289 receiving yards and two TDs...Six catches for a career-high 110 yards and a TD at NIU... Five receptions for 57 yards vs. Ball State...Caught season-long 68-yard touchdown reception vs. EMU...Returned seven kickoffs for an average 15.7 yards...Returned three punts for an average of 3.0 yards.

#### 2019

Tied for team lead with Desmond Phillips with 36 receptions... Sixth in MAC with average of 17.1 yards per catch...16 receptions in last three games of the season...Career-high seven receptions for 78 yards against Northern Illinois...Five catches at CMU... Team-best four catches for 88 yards at Buffalo...Career-long 82-yard reception against EMU...50-yard reception vs. BGSU...Four catches for 45 yards against BYU...Caught three passes for 53 yards vs. Kentucky, including a 39-yard reception...Caught three passes for career-high 90 yards and a 55-yard TD reception vs. Murray State...Returned six punts for 32 yards on the season... Season-best 27-yard punt return vs. WMU.

#### 2018

Played and started in first three games, catching one pass for four yards...Missed remainder of the season due to injury...Retained junior eligibility.



#### 2017

Started all 14 games at wide receiver...23 catches, 319 yards, and three touchdowns...Five receptions for 46 yards at Miami (Fla.) on Sept. 23...Two catches for 29 yards, including a 20-yard TD, against Western Michigan...Named Special Teams Player of the Game in the MAC Championship Game vs. Akron...Set title game record with 66 punt return yards and long punt return (48)...Caught at least one pass in 11 games...Returned 20 punts for 162 yards.

#### 2016

Played in nine games, catching seven passes...First career reception was a 40-yarder vs. Arkansas State in the season opener... Season-high two catches vs. Ball State.

#### 2015

Sat out season as a redshirt.

#### HIGH SCHOOL

55 receptions for 743 yards and 12 touchdowns in his senior season...Named all-state and all-conference...Named to the "Fabulous 22" and the "Fabulous 22 East" teams by the *Pittsburgh Post-Gazette*...Comes from same high school as former Rocket quarterback Bruce Gradkowski...High school coach was Damon Rosol.

#### PERSONAL

Full name is Danzel Savion McKinley-Lewis...Parents are Daniel McKinley and Sharon Lewis...Has two brothers, Darian and D.J... Graduated with a degree in communication...Currently pursuing his MBA.



#### Danzel McKinley-Lewis' Career Statistics

Year	G/S	Rec.	Yds.	Avg.	TD	LP
2015						DNP-Redshirt
2016	10/0	7	70	10.0	0	40-Ark. St.
2017	14/12	23	319	13.9	3	60-Tulsa
2018	3/3	1	4	4.0	0	4- Nevada
2019	12/10	36	615	17.1	1	82-EMU
2020	6/4	20	289	14.5	2	68-EMU
2021	12/4	14	224	16.0	2	34-WMU
<b>Totals</b>	<b>57/33</b>	<b>101</b>	<b>1521</b>	<b>15.1</b>	<b>8</b>	<b>82-EMU</b>

#### CAREER GAME HIGHS

**Receptions:** 7 (Northern Illinois, 11-13-19)

**Receiving Yards:** 110 (at Northern Illinois, 12-5-20)

**Long Reception:** 82 (Eastern Michigan, 10-26-19)





## TOLEDO PLAYERS TO WATCH



### Bryce Mitchell

5

Wide Receiver • 6-3 • 207 • Sr.  
Toledo, Ohio • Bowsher HS

#### 2021

Out for the remainder of the season due to injury suffered in WMU game on Oct. 23...15 receptions...One-handed 28-yard TD catch vs. WMU...Season-high five catches vs. Colorado St...Eight kickoff returns, averaging 29.1 with a long of 76 yards vs. CMU.

#### 2020

13 catches for 306 yards...Team leader with four touchdown receptions...Second in MAC with 23.5 yards per catch...Caught six passes for 30+ yards...44-yard TD reception at NIU...Season-high five receptions for 94 yards and two TDs vs. Ball State...Caught three passes for 58 yards including a 42-yard TD vs. BGSU.

#### 2019

Second-team All-MAC selection...35 receptions...Led team and tied for sixth in the MAC with 679 receiving yards...Second in MAC and 16th in country with 19.4 yards per catch...Career-high six receptions, 125 receiving yards, and two touchdowns against Northern Illinois...Four catches for 119 yards and a TD against Western Michigan...Caught 66-yard bomb vs. Murray St.

#### 2018

Played in all 13 games, making four receptions for 70 yards and one TD...Season-high two receptions for 14 yards vs. Fresno State...Season-long 41 yard reception vs. Ball State.

#### 2017

Played in all 14 games as a reserve wide receiver, making three receptions.

#### HIGH SCHOOL

Three-star recruit by Scout.com and 247 Sports...Earned all-city and all-district honors in both junior and senior seasons...Gained 1,700 all-purpose yards and scored 17 TDs as a junior.

#### PERSONAL

Full name is Bryce Benjamin Mitchell...Parents are Ben Mitchell and Cheryl Johnson...Father played football at Toledo, lettering in 1990...Has one sister, Bianca...Interdisciplinary studies major.

#### Bryce Mitchell's Career Statistics

Year	G/S	Rec.	Yds.	Avg.	TD	LP
2017	14/0	3	41	13.7	0	19-Akron
2018	13/0	4	70	17.5	1	41-Ball State
2019	12/12	35	679	19.4	4	66-Murray State
2020	6/3	13	306	23.5	4	44-NIU
2021	8/6	15	201	13.4	2	42-Colorado St.
<b>Totals</b>	<b>53/21</b>	<b>70</b>	<b>1297</b>	<b>18.5</b>	<b>11</b>	<b>66-Murray St.</b>

#### CAREER GAME HIGHS

**Receptions:** 6 (Northern Illinois, 11-13-19)

**Receiving Yards:** 125 (Northern Illinois, 11-13-19)

**Long Reception:** 66 (Murray State, 9-14-19)



### Quinyon Mitchell

5

Defensive Back • 6-0 • 180 • Fr.  
Williston, Fla. • Williston HS

#### 2021

Started all 12 games at cornerback...Tied for second on the team with eight pass breakups...Five tackles, two PBUs at Ohio...Five tackles against Northern Illinois...Five tackles, one sack, one forced fumble, one fumble recovery, one QB hurry, and two pass breakups at Notre Dame.

#### 2020

Played in all six games... Tallied seven tackles, including three stops in season opener vs. BGSU... Joined team in the fall of 2020.

#### HIGH SCHOOL

Three-star prospect according to 247 Sports...Three-time letter-winner at Williston High School...Finished career with 86 tackles, eight interceptions, and 19 pass deflections...Also ran for 983 yards and 11 touchdowns as a senior in 2019, averaging 9.5 yards per carry.

#### PERSONAL

Full name is Quinyon Keaaron Mitchell...Mother is Mashona Solomon...Exploratory studies major.



#### Quinyon Mitchell's Career Statistics

Year	G/S	UT	AT	TT	TFL	Sack	FF	Int	BrUp	QBH
2020	6/0	6	1	7	0	0	0	0	0	0
2021	12/12	25	5	30	1.0	1.0	1	0	8	1
<b>Totals</b>	<b>18/12</b>	<b>31</b>	<b>6</b>	<b>37</b>	<b>1.0</b>	<b>1.0</b>	<b>1</b>	<b>0</b>	<b>8</b>	<b>1</b>

#### CAREER GAME HIGHS

**Tackles:** 5 (Three times, last at Ohio, 11-16-21)



## TOLEDO PLAYERS TO WATCH



### Drew Rosi

89

Tight End • 6-4 • 240 • Sr.  
Powell, Ohio • Olentangy Liberty HS

#### 2021

Eight catches for 138 yards and two touchdowns in 11 games...33-yard TD catch against Akron...Two receptions for 26 yards against Eastern Michigan...Caught a seven-yard TD at UMass...Career-long 46-yard catch vs. NIU...Two catches vs. Colorado State...CoSIDA Academic All-District.

#### 2020

Played in all six games...Seven receptions for 62 yards...Three catches for 40 yards against NIU...Named Academic All-MAC and CoSIDA Academic All-District.

#### 2019


Fourth on team with 18 receptions...Two receptions for 21 yards at Buffalo...Four catches for 37 yards against Northern Illinois...Caught game-winning 15-yard TD in overtime against Eastern Michigan...Three catches for 48 yards vs. BGSU...Set career highs in receptions (5) and receiving yards (84) vs. Murray State, and also caught his first collegiate TD...Named Academic All-MAC...Nominee for Academic All-America.

#### 2018

Played in 12 games, catching 10 passes for 120 yards...Season-high three receptions for 39 yards vs. Ball State...Season-long 20 yard reception vs. Eastern Michigan...Named Academic All-MAC...Nominee for Academic All-America.

#### 2017

Played in 10 games as a reserve tight end, catching six passes in six different games...Season-long 24-yard reception vs. Northern Illinois...Caught an 18-yard pass in MAC Championship Game victory over Akron.



#### HIGH SCHOOL

Three-star recruit by Scout.com, Rivals, ESPN, and 247 Sports... Caught 29 passes and scored four touchdowns as a tight end in his senior season...Earned first-team all-conference honors as a defensive end, racking up 27.5 tackles for loss, 15 sacks, 28 QB hurries, six pass deflections and two forced fumbles...Earned all-district honors in basketball as a junior...High school coach was Steve Hale.

#### PERSONAL

Full name is Andrew Steven Rosi...Parents are Steve Rosi and Deana Rosi-Koeneman...Has one brother Nick and one sister Raegan...Nick is an offensive lineman with the Rockets...Father was a tight end with the Rockets from 1992-95, earning first-team All-MAC and honorable mention All-America honors in 1995...Graduated with a degree in finance...Currently pursuing his MBA.

#### Drew Rosi's Career Statistics

Year	G/S	Rec.	Yds.	Avg.	TD	LP
2017	10/0	6	90	15.0	0	24-NIU
2018	12/0	10	120	12.0	0	20-EMU
2019	12/2	18	238	13.2	2	33-Murray St.
2020	6/0	7	62	8.9	0	27-N. Illinois
2021	11/5	8	138	17.3	2	46-N. Illinois
<b>Totals</b>	<b>51/7</b>	<b>49</b>	<b>648</b>	<b>13.2</b>	<b>4</b>	<b>46-N. Illinois</b>

#### CAREER GAME HIGHS

**Receptions:** 5 (Murray State, 9-14-19)

**Receiving Yards:** 84 (Murray State, 9-14-19)

**Long Reception:** 46 (Northern Illinois, 10-9-21)



## TOLEDO PLAYERS TO WATCH



### Jacquez Stuart

21

Running Back • 5-9 • 170 • Fr. (R)  
Miami, Fla. • Miami Northwestern HS

#### 2021

256 rushing yards in 12 games...Averaging 5.4 yards per carry...30 rushing yards and three catches for 14 yards against Akron...46 rushing yards at Bowling Green...97-yard kickoff return for a touchdown against Eastern Michigan...50+ rushing yards in back-to-back games: 58 at Ball State and 53 at UMass...15-yard rushing TD vs. Norfolk State.

#### 2020

Played in four games... 10 kick returns for 182 yards... Four kick returns for 84 yards at EMU... 24 yards rushing against BGSU.



#### 2019

Appeared in three games, accounting for 127 all-purpose yards (68 return, 42 receiving, 17 rushing)... Caught two passes for 27 yards and rushed for eight yards against Murray State...Two kick returns for 42 yards against Northern Illinois...Retained freshman eligibility.

#### HIGH SCHOOL

Three-star prospect, according to Scout.com and 247 Sports... Helped lead his team to a 2018 FHSAA Class 6A state title this past season, a 22-0 win over Armwood...Also a track and

field star, winning state championships at the 2018 FHSAA 3A state finals in the 100-meter dash and the 4x100-meter relay.

#### PERSONAL

Full name is Jacquez Viantre Stuart...Son of James Stuart...Pre-business major.

### Jacquez Stuart's Career Statistics

#### Rushing

Year	G/S	Att.	Yds.	Avg.	TD	LP
2019	3/0	4	17	4.3	0	9-Ball St.
2020	4/0	3	24	8.0	0	13-BGSU
2021	12/0	46	256	5.4	1	46-Ball St.
<b>Totals</b>	<b>19/0</b>	<b>53</b>	<b>291</b>	<b>5.5</b>	<b>1</b>	<b>46-Ball St.</b>

#### CAREER GAME HIGHS

**Rushing Yards:** 58 (Ball State, 9-25-21)

**Rushing Attempts:** 11 (UMass, 10-2-21)

**Rushing TDs:** 1 (Norfolk State, 9-4-21)

**Longest Run:** 46 (Ball State, 9-25-21)



### Isaiah Winstead

14

Wide Receiver • 6-3 • 210 • Jr.  
Richmond, Va. • Highland Springs HS/Norfolk State

#### 2021

Second on team with 34 receptions for 489 yards...Three catches for 49 yards and a touchdown vs. Akron...Season-high six receptions for 65 yards vs. EMU...Four catches vs. Notre Dame, UMass and CMU...Season-high 108 yards receiving vs. CMU.

#### 2020

Third-team All-MAC...Led team with 25 receptions and 429 receiving yards...Eighth in MAC in receiving yards and ninth

in yards per catch (17.2)...Career-high

eight catches for 106 yards at NIU...

Six catches for 113 yards and a TD vs.

Ball State...Four receptions for 96 yards

including a 55-yard catch vs. Western

Michigan...Joined Rockets after transferring

from Norfolk State.



#### 2017-18 AT NORFOLK STATE

Caught 83 passes for 977 yards and eight touchdowns in his two seasons at Norfolk State...54 receptions for 633 yards and five TDs in 2018...Ranked second in the MEAC in receptions per

game and fourth in receiving yards in 2018...Caught eight passes for 156 yards and two TDs in a game against Morgan State

#### HIGH SCHOOL

Second-team All-Conference 12 and second-team All-Metro by the Richmond Times-Dispatch as a senior...Tallied 43 receptions for 873 yards in his final prep season ...Helped lead Highland Springs to two consecutive state 5A championships.

#### PERSONAL

Full name is Isaiah De'Jesus Winstead... Son of Michael Winstead...Pre-psychology major.

### Isaiah Winstead's Career Statistics

Year	G/S	Rec.	Yds.	Avg.	TD	LP
2020	6/5	25	429	17.2	3	55-WMU
2021	12/6	34	489	14.4	1	55-UMass
<b>Totals</b>	<b>18/11</b>	<b>59</b>	<b>920</b>	<b>15.6</b>	<b>2</b>	<b>55-Twice</b>

#### CAREER GAME HIGHS

**Receptions:** 8 (Northern Illinois, 12-5-20)

**Receiving Yards:** 113 (Ball State, 11-28-20)

**Long Reception:** 55 (Western Michigan, 11-11-20)





## TOLEDO PLAYERS TO WATCH



### Samuel Womack

Cornerback • 5-10 • 185 • Jr.  
Detroit, Mich. • East English Village Prep

0

#### CAREER

Toledo's career pass breakups leader with 40.

#### 2021

First-Team All-MAC...31 tackles, one interception and 15 pass breakups...Tied for first in nation in breakups...Broke the UT career record with his first of two breakups vs. BGSU on Nov. 10...Tied career high with three breakups vs. EMU, CMU and Ohio...Had one interception and one pass breakup vs. Norfolk State...One breakup vs. Colorado State...Fumble recovery and a break-up vs. UMass...Season-high nine tackles vs. NIU...On preseason watch list for Jim Thorpe Award honoring nation's top defensive back...Watch list for 2022 Reese's Senior Bowl.

#### 2020

Led MAC with eight pass breakups...Tied for seventh in nation with 1.3 passes defended per game...Seven tackles and a PBU at NIU...Five tackles, two pass breakups against Ball State...Tied career high with three pass breakups vs. BGSU...Nominee for the Burlsworth Trophy for the best player in the nation who began his career as a walk-on.

#### 2019

Second in nation with 15 pass breakups...Tied for eighth in the country with 1.4 passes defended per game...Broke up three passes vs. WMU, Colorado State and BYU...Tied a career high with 10 tackles against EMU...Also had interceptions vs. Murray State and Bowling Green...Five tackles and a PBU at Buffalo...Fifth on team with 59 tackles.

#### 2018

Played in all 13 games, making 12 tackles...Started one game vs. Central Michigan, making a season-high three tackles.

#### 2017

Played in six games as a reserve defensive back, making four tackles...Had his first career interception vs. Bowling Green.

#### HIGH SCHOOL

First-team all-city, all-metro and all-state as a senior...Cracked 1,000 yards receiving as a senior, with 20 touchdown catches and 11 interceptions on defense...Returned four picks and two fumble recoveries for scores...16 career interceptions.

#### PERSONAL

Full name is Samuel Womack III...Parents are Samuel Womack, Jr. and Dianna Womack...Has one sister, Dania...Management major.



#### Samuel Womack's Career Statistics

Year	G/S	UT	AT	TT	TFL	Sack	FF	Int	BrUp	QBH
2017	7/0	3	1	4	0	0	0	1	1	0
2018	13/1	8	4	12	1.5	0	0	0	1	0
2019	12/12	49	10	59	0.5	0	1	2	15	0
2020	6/6	12	8	20	1.5	0.5	0	0	8	0
2021	12/11	15	16	31	1.0	0	0	1	15	1
<b>TOTALS</b>	<b>50/30</b>	<b>87</b>	<b>39</b>	<b>126</b>	<b>4.5</b>	<b>0.5</b>	<b>1</b>	<b>4</b>	<b>40</b>	<b>1</b>

#### CAREER GAME HIGHS

**Tackles:** 10 (Two times, last vs. EMU, 10-26-19)

**Interceptions:** 1 (Four times, last vs. Norfolk State, 9-4-21)

**Pass Breakups:** 3 (Six times, last vs. Ohio, 11-16-21)

#### Toledo Career Pass Breakups

<b>1. Samuel Womack (2017-21)</b>	<b>40</b>
2. Keon Jackson (2002-05)	35
2. Mark Herron (1993-96)	32
4. Jamal Belt (1992-95)	31
5. Clarence Love (1994-97)	29



# 2021 TOLEDO STATISTICS

## Team Statistics

	UT	OPP
<b>Scoring</b>	<b>410</b>	<b>252</b>
Points per game	34.2	21.0
Points Off Turnovers	59	10
<b>First Downs</b>	<b>250</b>	<b>230</b>
Rushing	118	92
Passing	107	109
Penalty	25	29
<b>Rushing Yardage</b>	<b>2315</b>	<b>1810</b>
Yards gained rushing	2656	2146
Yards lost rushing	341	336
Rushing attempts	438	481
Average per rush	5.3	3.8
Average per game	192.9	150.8
TDs Rushing	28	9
<b>Passing Yardage</b>	<b>2896</b>	<b>2301</b>
Comp-Att-Int	208-351-2	204-367-7
Average per pass	8.3	6.3
Average per catch	13.9	11.3
Average per game	241.3	191.8
TDs Passing	20	15
<b>Total offense</b>	<b>5211</b>	<b>4111</b>
Total plays	789	848
Average per play	6.6	4.8
Average per game	434.3	342.6
<b>Kick returns: #-Yards</b>	<b>32-799</b>	<b>35-627</b>
<b>Punt returns: #-Yards</b>	<b>21-185</b>	<b>14-143</b>
<b>Int returns: #-Yards</b>	<b>7-137</b>	<b>2-40</b>
<b>Kick return average</b>	<b>25.0</b>	<b>17.9</b>
<b>Punt return average</b>	<b>8.8</b>	<b>10.2</b>
<b>Int return average</b>	<b>19.6</b>	<b>20.0</b>
<b>Fumbles-Lost</b>	<b>12-4</b>	<b>13-6</b>
<b>Penalties-Yards</b>	<b>118-1056</b>	<b>75-687</b>
Average per game	88.0	57.3
<b>Punts-Yards</b>	<b>57-2278</b>	<b>67-2814</b>
Average per punt	40.0	42.0
Net punt average	35.7	38.0
<b>Kickoffs-Yards</b>	<b>79-4809</b>	<b>60-3513</b>
Average per kick	60.9	58.6
Net kick average	40.0	36.1
<b>Time of possession / game</b>	<b>28:06</b>	<b>31:46</b>
<b>3rd-down conversion</b>	<b>58/159</b>	<b>73/195</b>
3rd-down pct	36%	37%
<b>4rd-down conversion</b>	<b>9/23</b>	<b>10/22</b>
4rd-down pct	39%	45%
<b>Sacks by-Yards</b>	<b>37-220</b>	<b>35-235</b>
<b>Misc Yards</b>	<b>0</b>	<b>0</b>
<b>Touchdowns scored</b>	<b>53</b>	<b>25</b>
<b>Field goals - attempts</b>	<b>13-21</b>	<b>26-29</b>
<b>On-Side kicks</b>	<b>0-0</b>	<b>1-1</b>
<b>Red-zone scores</b>	<b>(35-40) 88%</b>	<b>(32-40) 80%</b>
<b>Red-zone touchdowns</b>	<b>(25-40) 63%</b>	<b>(17-40) 43%</b>
<b>PAT-attempts</b>	<b>(50-53) 94%</b>	<b>(23-25) 92%</b>
<b>Attendance</b>	<b>110617</b>	<b>134544</b>
Games / Avg per game	6/18436	6/22424
Neutral site games	-	0/0

## Score by Periods

Team	1st	2nd	3rd	4th	OT	TOT
Toledo	72	148	95	95	0	410
Opponents	54	74	37	84	3	252



# 2021 TOLEDO STATISTICS



## 2021-22 Toledo Football Team Game-by-Game Comparison All games

Page 1/1  
as of Dec 01, 2021

Opponent	Score	First Downs				Rushing Number-Yards	Passing		Total Offense Plays-Yards	Return Yards	Turn- Overs
		Total	Rush	Pass	Pen		Comp-Att.-Int	Yards			
Norfolk St.	49-10	21 / 16	12 / 6	8 / 7	1 / 3	39-205 / 42-147	13-18-0 / 9-19-1	236 / 128	57-441 / 61-275	72 / 58	0 / 1
Notre Dame	29-32	16 / 27	4 / 10	9 / 13	3 / 4	30-116 / 39-132	20-33-0 / 24-36-1	229 / 317	63-345 / 75-449	85 / 19	1 / 3
Colorado St.	6-22	11 / 18	3 / 10	7 / 6	1 / 2	28-13 / 49-209	25-43-0 / 11-28-0	270 / 110	71-283 / 77-319	69 / 123	1 / 0
Ball St.	22-12	19 / 17	9 / 4	8 / 12	2 / 1	44-272 / 35-122	12-20-1 / 21-36-0	172 / 190	64-444 / 71-312	21 / 55	1 / 1
Massachusetts	45-7	22 / 8	10 / 0	8 / 7	4 / 1	41-228 / 26-23	20-30-0 / 11-25-2	232 / 111	71-460 / 51-134	93 / 70	0 / 4
Northern Ill.	20-22	15 / 23	5 / 12	7 / 7	3 / 4	22-135 / 55-242	16-31-0 / 14-24-1	229 / 154	53-364 / 79-396	122 / 53	1 / 1
Central Mich.	23-26	20 / 13	8 / 4	9 / 9	3 / 0	44-142 / 36-128	15-32-0 / 21-35-0	208 / 204	76-350 / 71-332	158 / 50	0 / 0
Western Mich.	34-15	22 / 21	14 / 9	6 / 10	2 / 2	43-192 / 40-166	8-24-0 / 15-29-0	138 / 232	67-330 / 69-398	132 / 27	0 / 1
Eastern Mich.	49-52	29 / 28	11 / 7	17 / 18	1 / 3	32-211 / 36-130	30-46-1 / 30-42-1	461 / 360	78-672 / 78-490	145 / 106	2 / 1
Bowling Green	49-17	26 / 16	13 / 10	10 / 3	3 / 3	42-269 / 40-129	18-25-0 / 12-25-1	270 / 67	67-539 / 65-196	66 / 95	0 / 1
Ohio	35-23	18 / 30	12 / 12	5 / 12	1 / 6	31-251 / 46-192	10-14-0 / 23-38-0	150 / 253	45-401 / 84-445	99 / 48	0 / 0
Akron	49-14	31 / 13	17 / 8	13 / 5	1 / 0	42-281 / 37-190	21-35-0 / 13-30-0	301 / 175	77-582 / 67-365	94 / 106	0 / 0
<b>Totals</b>	<b>410-252</b>	<b>250 / 230</b>	<b>118 / 92</b>	<b>107 / 109</b>	<b>25 / 29</b>	<b>438-2315 / 481-1810</b>	<b>208-351-2 / 204-367-7</b>	<b>2896 / 2301</b>	<b>789-5211 / 848-4111</b>	<b>1156 / 810</b>	<b>6 / 13</b>

Opponents	3rd Down Conversion	4th Down Conversion	Time of Possession	TOP Margin	Avg Yds/Rush	Avg Yds/Pass	Avg Yds/Play	Punting Number-Avg	Penalties Number-Yards	Sacks
Norfolk St.	4-9 / 5-15	1-3 / 1-2	26:37 / 33:23	-06:46	5.3 / 3.5	13.1 / 6.7	7.7 / 4.5	2-39.5 / 5-20.4	12-140.0 / 4-35.0	1 / 3
Notre Dame	7-17 / 8-14	0-0 / 0-1	30:04 / 29:56	00:08	3.9 / 3.4	6.9 / 8.8	5.5 / 6.0	7-45.4 / 3-49.3	11-99.0 / 3-27.0	6 / 5
Colorado St.	4-18 / 4-17	1-4 / 1-2	29:00 / 31:00	-02:00	0.5 / 4.3	6.3 / 3.9	4.0 / 4.1	8-46.6 / 6-52.2	11-89.0 / 7-60.0	1 / 6
Ball St.	4-12 / 7-17	0-1 / 1-1	33:03 / 26:57	06:06	6.2 / 3.5	8.6 / 5.3	6.9 / 4.4	4-32.3 / 5-39.0	7-61.0 / 7-55.0	4 / 3
Massachusetts	7-14 / 1-11	0-1 / 0-1	34:55 / 25:05	09:50	5.6 / 0.9	7.7 / 4.4	6.5 / 2.6	5-43.0 / 8-52.9	10-67.0 / 6-63.0	1 / 1
Northern Ill.	1-10 / 7-19	0-3 / 2-2	19:13 / 40:47	-21:34	6.1 / 4.4	7.4 / 6.4	6.9 / 5.0	3-48.7 / 3-39.3	10-100.0 / 8-80.0	1 / 0
Central Mich.	5-20 / 5-19	2-3 / 2-2	31:33 / 28:27	03:06	3.2 / 3.6	6.5 / 5.8	4.6 / 4.7	5-37.0 / 9-39.0	7-50.0 / 9-79.0	2 / 8
Western Mich.	5-14 / 6-15	1-1 / 0-3	28:15 / 31:45	-03:30	4.5 / 4.2	5.8 / 8.0	4.9 / 5.8	6-37.5 / 4-38.5	8-75.0 / 9-75.0	2 / 3
Eastern Mich.	6-12 / 7-15	1-1 / 0-2	24:34 / 33:51	-09:17	6.6 / 3.6	10.0 / 8.6	8.6 / 6.3	4-27.0 / 5-43.6	12-85.0 / 3-30.0	4 / 5
Bowling Green	5-11 / 7-17	1-3 / 0-0	28:25 / 31:35	-03:10	6.4 / 3.2	10.8 / 2.7	8.0 / 3.0	4-34.8 / 8-41.0	8-99.0 / 6-63.0	5 / 0
Ohio	1-7 / 7-18	1-1 / 3-4	18:33 / 41:27	-22:54	8.1 / 4.2	10.7 / 6.7	8.9 / 5.3	5-37.2 / 4-45.5	12-128.0 / 10-95.0	5 / 0
Akron	9-15 / 9-18	1-2 / 0-2	32:58 / 27:02	05:56	6.7 / 5.1	8.6 / 5.8	7.6 / 5.4	4-43.8 / 7-40.3	10-63.0 / 3-25.0	5 / 1
<b>Totals</b>	<b>58-159 / 73-195</b>	<b>9-23 / 10-22</b>	<b>337:10 / 381:15</b>	<b>-44:05</b>	<b>5.3 / 3.8</b>	<b>8.3 / 6.3</b>	<b>6.6 / 4.8</b>	<b>57-40.0 / 67-42.0</b>	<b>118-1056 / 75-687.0</b>	<b>37 / 35</b>

Note: Game totals are displayed in the format TEAM/OPPONENT for each category





# 2021 TOLEDO STATISTICS

## Rushing

Player	gp	att	gain	loss	net	avg	td	lg	avg/g
Bryant Koback	12	190	1315	41	1274	6.7	15	67	106.2
Dequan Finn	12	99	601	179	422	4.3	8	70	35.2
Micah Kelly	12	58	316	13	303	5.2	3	22	25.3
Jacquez Stuart	12	46	256	6	250	5.4	1	46	20.8
Carter Bradley	8	23	43	76	-33	-1.4	0	8	-4.1
Jordan Lowe	4	7	32	3	29	4.1	0	11	7.3
Lamy Constant	1	5	36	0	36	7.2	1	13	36.0
Willie Shaw III	2	4	22	0	22	5.5	0	9	11.0
Devin Maddox	12	2	19	0	19	9.5	0	10	1.6
Bryce Mitchell	8	1	12	0	12	12.0	0	12	1.5
Tucker Gleason	3	1	4	0	4	4.0	0	4	1.3
Team	12	2	0	23	-23	-11.5	0	0	-1.9
<b>Total</b>	<b>12</b>	<b>438</b>	<b>2656</b>	<b>341</b>	<b>2315</b>	<b>5.3</b>	<b>28</b>	<b>70</b>	<b>192.9</b>
<b>Opponents</b>	<b>12</b>	<b>481</b>	<b>2146</b>	<b>336</b>	<b>1810</b>	<b>3.8</b>	<b>9</b>	<b>52</b>	<b>150.8</b>

## Passing

Player	gp	effic	comp-att-int	pct	yds	td	lg	avg/g
Dequan Finn	12	157.6	126-211-1	59.7	1855	16	85	154.6
Carter Bradley	8	130.7	77-130-1	59.2	972	4	84	121.5
Tucker Gleason	3	120.0	5-9-0	55.6	69	0	20	23.0
Team	12	0.0	0-1-0	0.0	0	0	0	0.0
<b>Total</b>	<b>12</b>	<b>146.2</b>	<b>208-351-2</b>	<b>59.3</b>	<b>2896</b>	<b>20</b>	<b>85</b>	<b>241.3</b>
<b>Opponents</b>	<b>12</b>	<b>117.9</b>	<b>204-367-7</b>	<b>55.6</b>	<b>2301</b>	<b>15</b>	<b>72</b>	<b>191.8</b>

## Receiving

Player	gp	no.	yds	avg	td	lg	avg/g
Devin Maddox	12	38	562	14.8	4	84	46.8
Isaiah Winstead	12	34	489	14.4	1	55	40.8
Bryant Koback	12	29	333	11.5	3	75	27.8
Matt Landers	11	16	377	23.6	4	85	34.3
Bryce Mitchell	8	15	201	13.4	2	42	25.1
Danzel McKinley-Lewis	12	14	224	16.0	2	59	18.7
Jerjuan Newton	10	13	144	11.1	1	39	14.4
DeMeer Blankumsee	11	13	142	10.9	0	36	12.9
Jamal Turner	12	8	87	10.9	1	28	7.3
Drew Rosi	11	8	138	17.3	2	46	12.5
Jacquez Stuart	12	8	53	6.6	0	22	4.4
Micah Kelly	12	5	44	8.8	0	18	3.7
DeAmonte King	6	2	34	17.0	0	19	5.7
Thomas Zsiros	3	2	35	17.5	0	20	11.7
Adam Beale	9	1	4	4.0	0	4	0.4
Willie Shaw III	2	1	15	15.0	0	15	7.5
Lamy Constant	1	1	4	4.0	0	4	4.0
<b>Total</b>	<b>12</b>	<b>208</b>	<b>2896</b>	<b>13.9</b>	<b>20</b>	<b>85</b>	<b>241.3</b>
<b>Opponents</b>	<b>12</b>	<b>204</b>	<b>2301</b>	<b>11.3</b>	<b>15</b>	<b>72</b>	<b>191.8</b>

## Punt Returns

Player	no.	yds	avg	td	lg
Devin Maddox	16	136	8.5	0	32
Adam Beale	5	24	4.8	0	14
<b>Total</b>	<b>21</b>	<b>185</b>	<b>8.8</b>	<b>2</b>	<b>32</b>
<b>Opponents</b>	<b>14</b>	<b>143</b>	<b>10.2</b>	<b>1</b>	<b>70</b>

## Interceptions

Player	no.	yds	avg	td	lg
Chris McDonald Jr.	2	59	29.5	1	32
Justin Clark	1	0	0.0	0	0
Samuel Womack	1	10	10.0	0	10
Nate Bauer	1	41	41.0	0	41
Dyontae Johnson	1	27	27.0	0	27
Ronald Delancy III	1	0	0.0	0	0
<b>Total</b>	<b>7</b>	<b>137</b>	<b>19.6</b>	<b>1</b>	<b>41</b>
<b>Opponents</b>	<b>2</b>	<b>40</b>	<b>20.0</b>	<b>0</b>	<b>24</b>

## Kick Returns

Player	no.	yds	avg	td	lg
Bryce Mitchell	10	277	27.7	0	76
Jacquez Stuart	10	292	29.2	1	97
DeMeer Blankumsee	4	84	21.0	0	39
Danzel McKinley-Lewis	3	43	14.3	0	15
Jerjuan Newton	3	57	19.0	0	22
Micah Kelly	1	20	20.0	0	20
Matt Landers	1	26	26.0	0	26
<b>Total</b>	<b>32</b>	<b>799</b>	<b>25.0</b>	<b>1</b>	<b>97</b>
<b>Opponents</b>	<b>35</b>	<b>627</b>	<b>17.9</b>	<b>0</b>	<b>39</b>

## Fumble Returns

Player	no.	yds	avg	td	lg
<b>Total</b>	<b>0</b>	<b>35</b>	<b>0.0</b>	<b>1</b>	<b>35</b>
<b>Opponents</b>	<b>0</b>	<b>0</b>	<b>0.0</b>	<b>0</b>	<b>0</b>



# 2021 TOLEDO STATISTICS



## 2021-22 Toledo Football Passing Game-by-Game All games

Page 1/1  
as of Dec 01, 2021

#2 Carter Bradley	Comp	Att	Int	Pct	Yards	TD	Long	Sacked	Effic.
Norfolk St.	8	12	0	66.7	183	1	84	2-10	222.3
Notre Dame	18	28	0	64.3	221	1	66	5-29	142.4
Colorado St.	22	36	0	61.1	254	0	42	3-23	120.4
Ball St.	10	18	1	55.6	144	1	69	1-3	130.0
Massachusetts	11	18	0	61.1	110	1	30	1-6	130.8
Northern Ill.	6	14	0	42.9	50	0	15	0-0	72.9
Bowling Green	0	1	0	0.0	0	0	0	0-0	0.0
Akron	2	3	0	66.7	10	0	11	0-0	94.7
<b>Totals</b>	<b>77</b>	<b>130</b>	<b>1</b>	<b>59.2</b>	<b>972</b>	<b>4</b>	<b>84</b>	<b>12-71</b>	<b>130.7</b>

#7 Dequan Finn	Comp	Att	Int	Pct	Yards	TD	Long	Sacked	Effic.
Norfolk St.	4	5	0	80.0	38	0	19	1-1	143.8
Notre Dame	2	5	0	40.0	8	0	7	0-0	53.4
Colorado St.	3	7	0	42.9	16	0	8	3-17	62.1
Ball St.	2	2	0	100.0	28	0	23	2-15	217.6
Massachusetts	8	10	0	80.0	102	1	55	0-0	198.7
Northern Ill.	10	17	0	58.8	179	2	75	0-0	186.1
Central Mich.	15	32	0	46.9	208	0	49	8-52	101.5
Western Mich.	8	24	0	33.3	138	2	34	3-25	109.1
Eastern Mich.	30	45	1	66.7	461	3	80	5-33	170.3
Bowling Green	18	24	0	75.0	270	3	59	0-0	210.8
Ohio	10	14	0	71.4	150	1	85	0-0	185.0
Akron	16	26	0	61.5	257	4	51	1-21	195.3
<b>Totals</b>	<b>126</b>	<b>211</b>	<b>1</b>	<b>59.7</b>	<b>1855</b>	<b>16</b>	<b>85</b>	<b>23-164</b>	<b>157.6</b>

#11 Tucker Gleason	Comp	Att	Int	Pct	Yards	TD	Long	Sacked	Effic.
Norfolk St.	1	1	0	100.0	15	0	15	0-0	226.0
Massachusetts	1	2	0	50.0	20	0	20	0-0	134.0
Akron	3	6	0	50.0	34	0	15	0-0	97.6
<b>Totals</b>	<b>5</b>	<b>9</b>	<b>0</b>	<b>55.6</b>	<b>69</b>	<b>0</b>	<b>20</b>	<b>0-0</b>	<b>120.0</b>



# 2021 TOLEDO STATISTICS

## Scoring

Player	td	fg	PAT					dxp	saf	pts
			kick	rush	rcv	pass				
Bryant Koback	18	-	-	-	1	-	-	-	-	110
Thomas Cluckey	-	13-21	49-49	-	-	-	-	-	-	88
Dequan Finn	8	-	-	-	-	1	-	-	-	48
Devin Maddox	4	-	-	-	-	-	-	-	-	24
Matt Landers	4	-	-	-	-	-	-	-	-	24
Jacquez Stuart	3	-	-	-	-	-	-	-	-	18
Micah Kelly	3	-	-	-	-	-	-	-	-	18
Danzel McKinley-Lewis	2	-	-	-	-	-	-	-	-	12
Drew Rosi	2	-	-	-	-	-	-	-	-	12
Bryce Mitchell	2	-	-	-	-	-	-	-	-	12
Jamal Turner	1	-	-	-	-	-	-	-	-	6
Zachary Ford	1	-	-	-	-	-	-	-	-	6
Chris McDonald Jr.	1	-	-	-	-	-	-	-	-	6
Jerjuan Newton	1	-	-	-	-	-	-	-	-	6
Isaiah Winstead	1	-	-	-	-	-	-	-	-	6
Maxen Hook	1	-	-	-	-	-	-	-	-	6
Lamy Constant	1	-	-	-	-	-	-	-	-	6
<b>Total</b>	<b>53</b>	<b>13-21</b>	<b>49-49</b>	<b>0</b>	<b>1</b>	<b>1</b>	<b>0</b>	<b>1</b>	<b>410</b>	
<b>Opponents</b>	<b>25</b>	<b>26-29</b>	<b>22-24</b>	<b>0</b>	<b>1</b>	<b>1</b>	<b>0</b>	<b>0</b>	<b>252</b>	

## Field Goals

Player	fg	pct.	01-19	20-29	30-39	40-49	50-99	lg	blk
Thomas Cluckey	13-21	61.9	0-0	5-5	4-6	3-7	1-3	50	0
<b>Opponents</b>	<b>26-29</b>	<b>89.7</b>	<b>0-0</b>	<b>7-9</b>	<b>6-6</b>	<b>12-12</b>	<b>1-2</b>	<b>51</b>	<b>0</b>

## FG Sequence

Team Name	Toledo	Opponents
Notre Dame	(31),(32)	
Massachusetts	(29),39	
Ball St.	41,(43),(22)	(45),(27),,(29),(47)
Eastern Mich.	48	
Central Mich.	48	
Western Mich.	(29)	
Colorado St.		(31)
Northern Ill.		(43),23

Numbers in (parentheses) indicate field goal was made

## Total Offense

Player	g	plays	rush	pass	total	avg/g
Dequan Finn	12	310	422	1855	2277	189.8
Bryant Koback	12	190	1274	0	1274	106.2
Carter Bradley	8	153	-33	972	939	117.4
Micah Kelly	12	58	303	0	303	25.3
Jacquez Stuart	12	46	250	0	250	20.8
Tucker Gleason	3	10	4	69	73	24.3
Lamy Constant	1	5	36	0	36	36.0
Jordan Lowe	4	7	29	0	29	7.3
Willie Shaw III	2	4	22	0	22	11.0
Devin Maddox	12	2	19	0	19	1.6
Bryce Mitchell	8	1	12	0	12	1.5
Team	12	0	-23	0	-23	-1.9
<b>Total</b>	<b>12</b>	<b>789</b>	<b>2315</b>	<b>2896</b>	<b>5211</b>	<b>434.3</b>
<b>Opponents</b>	<b>12</b>	<b>848</b>	<b>1810</b>	<b>2301</b>	<b>4111</b>	<b>342.6</b>

## Punting

Player	no.	yds	avg	lg	tb	fc	i20	50+	blk
Bailey Flint	57	2278	40.0	68	5	18	21	11	0
<b>Total</b>	<b>57</b>	<b>2278</b>	<b>40.0</b>	<b>68</b>	<b>5</b>	<b>18</b>	<b>21</b>	<b>11</b>	<b>0</b>
<b>Opponents</b>	<b>67</b>	<b>2814</b>	<b>42.0</b>	<b>66</b>	<b>3</b>	<b>21</b>	<b>18</b>	<b>15</b>	<b>2</b>

## Kickoffs

Player	no.	yds	avg	tb	ob	retn	net	ydln
Thomas Cluckey	79	4809	60.9	35	1			
<b>Total</b>	<b>79</b>	<b>4809</b>	<b>60.9</b>	<b>35</b>	<b>1</b>	<b>32</b>	<b>40</b>	<b>25</b>
<b>Opponents</b>	<b>60</b>	<b>3513</b>	<b>58.6</b>	<b>22</b>	<b>2</b>	<b>33</b>	<b>36.1</b>	<b>28</b>





# 2021 TOLEDO STATISTICS

## Team Defense

			Tackles				Sacks	Pass defense			Fumbles	blkd		
##	Player	gp	ua	a	tot	tfl/yds	no-yds	int-yds	brup	qbh	fr-yds	ff	kick	saf
30	Jonathan Jones	12	27	64	91	9-41	4-26	.	3	4	1-0	2	.	.
25	Maxen Hook	12	33	55	88	2.5-10	1-8	.	3	.	.	.	1	.
91	Jamal Hines	12	33	49	82	14.5-61	10-52	.	8	2	.	.	.	.
2	Dyontae Johnson	12	30	46	76	7.5-30	2.5-12	1-27	4	2	.	.	.	.
99	Desjuan Johnson	12	30	37	67	12-49	4.5-34	.	.	5	1-0	2	.	.
6	Nate Bauer	12	30	20	50	5.5-20	1.5-11	1-41	1	.	.	.	.	.
7	Zachary Ford	12	19	24	43	0.5-1	.	.	3	.	2-35	.	.	.
95	Judge Culpepper	12	12	31	43	4-20	3-17	.	2	3	.	.	.	.
1	Tycen Anderson	9	26	16	42	2-6	1-5	.	1	1	.	1	.	.
42	Jackson Barrow	12	18	24	42	1-2	.	.	1	1	.	.	.	.
0	Samuel Womack	12	15	16	31	1-3	.	1-10	15	1	1-0	.	.	.
27	Quinyon Mitchell	12	25	5	30	1-8	1-8	.	8	1	1-0	1	.	.
21	Justin Clark	12	15	10	25	3-12	1-8	1-0	.	.	.	.	.	.
23	Troy Simon	9	10	11	21	0.5-1	.	.	.	1	.	.	.	.
98	Darius Alexander	12	5	16	21	1-2	.	.	2	.	.	.	.	.
56	Terrance Taylor	6	15	4	19	6-24	3-19	.	1	4	.	.	.	.
97	Cavon Butler	12	2	16	18	0.5-0	.	.	1	1	.	.	.	.
35	AJ Crider	11	6	11	17	0.5-1	0.5-1	.	.	.	.	.	.	.
96	David Hood	12	3	13	16	2.5-3	.	.	1	.	.	.	.	.
13	Chris McDonald Jr.	12	12	3	15	.	.	2-59	2	.	.	.	.	.
48	Nate Givhan	11	8	5	13	2-11	2-11	.	.	3	.	1	.	.
11	Ronald Delancy III	12	8	3	11	.	.	1-0	1	.	.	.	.	.
44	D'Andre Ragin	11	4	4	8	3-8	2-8	.	1	.	.	.	.	.
85	Adrian Woliver	11	3	5	8	.	.	.	.	.	.	.	.	.
92	Devan Rogers	10	1	6	7	.	.	.	.	.	.	.	.	.
34	Alex Enders	11	2	4	6	.	.	.	.	.	.	.	.	.
26	Jaylin Mines	4	2	2	4	.	.	.	1	.	.	.	.	.
51	Josh Recker	10	2	2	4	1-4	.	.	.	.	.	.	.	.
15	Mike Coleman	4	3	1	4	.	.	.	.	.	.	.	.	.
22	Michael Lacey	12	3	.	3	.	.	.	.	.	.	.	.	.
34	Connor Jones	2	.	2	2	.	.	.	.	.	.	.	.	.
10	Adam Beale	9	.	2	2	.	.	.	.	.	.	.	.	.
94	Jaelen Crider	1	1	1	2	.	.	.	.	.	.	.	.	.
10	Noah Hamlin	1	1	1	2	.	.	.	.	.	.	.	.	.
33	CJ Wilson Jr	5	1	1	2	1.5-4	.	.	.	.	.	.	.	.
9	Jamal Turner	12	1	.	1	.	.	.	.	.	.	.	.	.
20	Saeed Holt	2	1	.	1	.	.	.	.	.	.	.	.	.
12	DeAmonte King	6	1	.	1	.	.	.	.	.	.	.	.	.
58	Sean Mills	12	.	1	1	.	.	.	.	.	.	.	.	.
8	Devin Maddox	12	1	.	1	.	.	.	.	.	.	.	.	.
50	Chris Redmon	4	.	1	1	.	.	.	.	.	.	.	.	.
52	Doran Ray Jr.	2	.	1	1	.	.	.	.	.	.	.	.	.
28	Chris Gales	1	1	.	1	.	.	.	.	.	.	.	.	.
60	Tyler Long	12	.	1	1	.	.	.	.	.	.	.	.	.
37	Damon Ollison II	1	1	.	1	.	.	.	.	.	.	.	.	.
4	Danzel McKinley-Lewis	12	1	.	1	.	.	.	.	.	.	.	.	.
49	Bailey Flint	12	1	.	1	.	.	.	.	.	.	.	.	.
39	Alex Bannister	2	.	1	1	.	.	.	.	.	.	.	.	.
59	Martez Poynter	2	.	1	1	.	.	.	.	.	.	.	.	.
46	Jeremiah Peters	1	.	.	.	.	.	.	.	1	.	.	.	.
17	DeMeer Blankumsee	11	.	.	.	.	.	.	.	.	.	.	1	.
	Totals	12	413	516	929	82-321	37-220	7-137	59	30	6-35	7	2	1



# TOLEDO CAREER STATISTICS

## SEASON

## CAREER

Rushing	gp	att	gain	loss	net	avg	td	lg	avg/g	gp	att	gain	loss	net	avg	td	lg	avg/g
Koback, Bryant	12	190	1315	41	1274	6.7	15	67	106.2	43	661	4051	151	3900	5.9	45	75	90.7
Finn, Dequan	12	98	601	173	428	4.4	8	70	35.7	19	123	750	181	569	4.6	8	70	29.9
Kelly, Micah	12	58	316	13	303	5.2	3	22	25.2	20	108	604	23	581	5.4	6	42	29.0
Stuart, Jacquez	12	46	256	6	250	5.4	1	46	20.8	19	53	298	7	291	5.5	1	46	15.3
Constant, Lamy	1	5	36	0	36	7.2	1	13	36.0	1	5	36	0	36	7.2	1	13	36.0
Lowe, Jordan	4	7	32	3	29	4.1	0	11	7.2	4	7	32	3	29	4.1	0	11	7.2
Shaw III, Willie	2	4	22	0	22	5.5	0	9	11.0	2	4	22	0	22	5.5	0	9	11.0
Maddox, Devin	12	2	19	0	19	9.5	0	10	1.6	30	4	38	2	36	9.0	0	19	1.2
Mitchell, Bryce	8	1	12	0	12	12.0	0	12	1.5	53	1	12	0	12	12.0	0	12	0.2
Gleason, Tucker	3	1	4	0	4	4.0	0	4	1.3	3	1	4	0	4	4.0	0	4	1.3
TEAM	11	2	0	23	-23	-11.5	0	0	-2.1									
Bradley, Carter	8	23	47	72	-25	-1.1	0	8	-3.1	22	70	216	217	-1	0.0	1	20	0.0
Total	0	437	2660	331	2329	5.3	28	70	0.0									
Opponents	0	478	2138	332	1806	3.8	9	52	0.0									

Passing	gp	effic	comp-att-int	pct	yds	td	lg	avg/g	gp	effic	comp-att-int	pct	yds	td	lg	avg/g
Finn, Dequan	12	158.55	125-209-1	59.8	1852	16	85	154.3	19	155.22	131-222-1	59.0	1938	16	85	102.0
Bradley, Carter	8	130.65	77-130-1	59.2	972	4	84	121.5	22	125.95	182-327-8	55.7	2377	14	84	108.0
Gleason, Tucker	3	119.96	5-9-0	55.6	69	0	20	23.0	3	119.96	5-9-0	55.6	69	0	20	23.0
TEAM	11	0.00	0-1-0	0.0	0	0	0	0.0								
Total	0	146.71	207-349-2	59.3	2893	20	85	0.0								
Opponents	0	117.92	204-367-7	55.6	2301	15	72	0.0								

Receiving	gp	no.	yds	avg	td	lg	avg/g	gp	no.	yds	avg	td	lg	avg/g
Maddox, Devin	12	38	560	14.7	4	84	46.7	30	66	864	13.1	10	84	28.8
Winstead, Isaiah	12	34	491	14.4	1	55	40.9	18	59	920	15.6	4	55	51.1
Koback, Bryant	12	29	339	11.7	3	75	28.2	43	65	659	10.1	7	75	15.3
Landers, Matt	11	16	377	23.6	4	85	34.3	11	16	377	23.6	4	85	34.3
McKinley-Lewis,	11	14	224	16.0	2	59	20.4	56	101	1521	15.1	8	82	27.2
Mitchell, Bryce	8	14	190	13.6	2	42	23.8	53	69	1286	18.6	11	66	24.3
Newton, Jerjuan	10	13	164	12.6	1	39	16.4	20	29	388	13.4	3	39	19.4
Blankumsee, DeMeer	10	13	142	10.9	0	36	14.2	10	13	142	10.9	0	36	14.2
Rosi, Drew	11	8	138	17.2	2	46	12.5	51	49	648	13.2	4	46	12.7
Turner, Jamal	11	8	87	10.9	1	28	7.9	35	17	199	11.7	1	28	5.7
Stuart, Jacquez	12	8	53	6.6	0	22	4.4	19	12	95	7.9	0	22	5.0
Kelly, Micah	12	5	44	8.8	0	18	3.7	20	10	68	6.8	0	18	3.4
Zsiros, Thomas	3	2	35	17.5	0	20	11.7	3	2	35	17.5	0	20	11.7
King, DeAmonte	6	2	34	17.0	0	19	5.7	34	2	34	17.0	0	19	1.0
Shaw III, Willie	2	1	15	15.0	0	15	7.5	2	1	15	15.0	0	15	7.5
Constant, Lamy	1	1	4	4.0	0	4	4.0	1	1	4	4.0	0	4	4.0
Beale, Adam	9	1	4	4.0	0	4	0.4	12	1	4	4.0	0	4	0.3
Finn, Dequan	12	0	-8	0.0	0	0	-0.7	19	0	-8	0.0	0	0	-0.4
Total	0	207	2893	14.0	20	85	0.0							
Opponents	0	204	2301	11.3	15	72	0.0							

Total Offense	g	plays	rush	pass	total	avg/g	g	plays	rush	pass	total	avg/g
Finn, Dequan	12	307	428	1852	2280	190.0	19	345	569	1938	2507	131.9
Koback, Bryant	12	190	1274	0	1274	106.2	43	661	3900	0	3900	90.7
Bradley, Carter	8	153	-25	972	947	118.4	22	397	-1	2377	2376	108.0
Kelly, Micah	12	58	303	0	303	25.2	20	108	581	0	581	29.0
Stuart, Jacquez	12	46	250	0	250	20.8	19	53	291	0	291	15.3
Gleason, Tucker	3	10	4	69	73	24.3	3	10	4	69	73	24.3
Constant, Lamy	1	5	36	0	36	36.0	1	5	36	0	36	36.0
Lowe, Jordan	4	7	29	0	29	7.2	4	7	29	0	29	7.2
Shaw III, Willie	2	4	22	0	22	11.0	2	4	22	0	22	11.0
Maddox, Devin	12	2	19	0	19	1.6	30	4	36	0	36	1.2
Mitchell, Bryce	8	1	12	0	12	1.5	53	1	12	0	12	0.2
TEAM	11	3	-23	0	-23	-2.1						
Total	0	786	2329	2893	5222	0.0						
Opponents	0	845	1806	2301	4107	0.0						



# TOLEDO CAREER STATISTICS

## SEASON

## CAREER

All Purpose	g	rush	rcv	pr	kr	ir	total	avg/g	g	rush	rcv	pr	kr	ir	total	avg/g
Koback, Bryant	12	1274	339	0	0	0	1613	134.4	43	3900	659	0	28	0	4587	106.7
Maddox, Devin	12	19	560	136	0	0	715	59.6	30	36	864	258	107	0	1265	42.2
Stuart, Jacques	12	250	53	0	292	0	595	49.6	19	291	95	0	547	0	933	49.1
Winstead, Isaiah	12	0	491	0	0	0	491	40.9	18	0	920	0	0	0	920	51.1
Mitchell, Bryce	8	12	190	0	277	0	479	59.9	53	12	1286	7	277	0	1582	29.8
Finn, Dequan	12	428	-8	0	0	0	420	35.0	19	569	-8	0	0	0	561	29.5
Landers, Matt	11	0	377	0	26	0	403	36.6	11	0	377	0	26	0	403	36.6
Kelly, Micah	12	303	44	0	20	0	367	30.6	20	581	68	0	36	0	685	34.2
McKinley-Lewis,	11	0	224	0	43	0	267	24.3	56	11	1521	308	172	0	2012	35.9
Blankumsee, De	10	0	142	8	84	0	234	23.4	10	0	142	8	84	0	234	23.4
Newton, Jerjuan	10	0	164	0	57	0	221	22.1	20	0	388	0	57	0	445	22.2
Rosi, Drew	11	0	138	0	0	0	138	12.5	51	0	648	0	75	0	723	14.2
Turner, Jamal	11	0	87	0	0	0	87	7.9	35	0	199	0	7	0	206	5.9
McDonald Jr., Ch	12	0	0	0	0	59	59	4.9	12	0	0	0	0	59	59	4.9
Bauer, Nate	12	0	0	0	0	41	41	3.4	33	0	0	0	0	90	90	2.7
Constant, Lamy	1	36	4	0	0	0	40	40.0	1	36	4	0	0	0	40	40.0
Shaw III, Willie	2	22	15	0	0	0	37	18.5	2	22	15	0	0	0	37	18.5
Zsiros, Thomas	3	0	35	0	0	0	35	11.7	3	0	35	0	0	0	35	11.7
Hook, Maxen	12	0	0	35	0	0	35	2.9	18	0	0	35	0	0	35	1.9
King, DeAmonte	6	0	34	0	0	0	34	5.7	34	0	34	0	0	0	34	1.0
Lowe, Jordan	4	29	0	0	0	0	29	7.2	4	29	0	0	0	0	29	7.2
Beale, Adam	9	0	4	24	0	0	28	3.1	12	0	4	24	0	0	28	2.3
Johnson, Dyonta	12	0	0	0	0	27	27	2.2	43	0	0	0	0	27	27	0.6
Womack, Samuel	12	0	0	0	0	10	10	0.8	50	0	0	0	0	15	15	0.3
Gleason, Tucker	3	4	0	0	0	0	4	1.3	3	4	0	0	0	0	4	1.3
TEAM	11	-23	0	0	0	0	-23	-2.1								
Bradley, Carter	8	-25	0	0	0	0	-25	-3.1	22	-1	0	0	0	0	-1	0.0
Total	0	2329	2893	203	799	137	6361	0.0								
Opponents	0	1806	2301	142	627	40	4916	0.0								

Field Goals	att	good	long	blkd	att	good	long	blkd
Cluckey, Thomas	20	13	50	0	28	21	50	0
Total	20	13	50	0				
Opponents	28	25	51	0				

Punting	no.	yds	avg	lg	blk	no.	yds	avg	lg	blk
Flint, Bailey	57	2278	40.0	68	0	204	8201	40.2	72	1
Total	57	2278	40.0	68	0					
Opponents	67	2814	42.0	66	2					

Kickoffs	no.	yds	avg	tb	ob	no.	yds	avg	tb	ob
Cluckey, Thomas	78	4684	60.1	35	1	178	10647	59.8	81	3
Total	78	4684	60.1	35	1					
Opponents	59	3491	59.2	22	2					





# TOLEDO CAREER STATISTICS

		SEASON										CAREER											
##	Defensive Leaders	gp	ua	a	total	tfl	sack	int	pbu	fr	ff	blk	gp	ua	a	total	tfl	sack	int	pbu	fr	ff	blk
30	Jones,Jonathan	12	27	64	91	9.0	4.0	.	3	1	2	.	18	31	79	110	9.0	4.0	.	3	2	2	.
25	Hook,Maxen	12	33	54	87	2.5	1.0	.	3	1	.	1	18	34	57	91	2.5	1.0	.	3	1	.	1
91	Hines,Jamal	12	31	49	80	13.5	10.	.	8	.	.	.	42	95	115	210	35.5	16.5	3	10	3	1	.
2J	Johnson,Dyontae	12	30	46	76	7.5	2.5	1	4	.	.	.	43	67	87	154	14.0	3.5	1	5	1	1	.
99	Johnson,Desjuan	12	30	37	67	12.0	4.5	.	.	1	2	.	40	61	82	143	30.0	9.5	.	.	1	3	.
6	Bauer,Nate	12	30	20	50	5.5	1.5	1	1	.	.	.	33	69	46	115	9.5	1.5	3	3	.	.	.
7	Ford,Zachary	12	19	24	43	0.5	.	.	3	2	.	.	30	47	44	91	3.5	1.0	2	6	3	.	.
42	Barrow,Jackson	12	18	24	42	1.0	.	.	1	.	.	.	16	19	24	43	1.0	.	.	1	.	.	.
95	Culpepper,Judge	12	12	30	42	4.0	3.0	.	2	.	.	.	12	12	30	42	4.0	3.0	.	2	.	.	.
1	Anderson,Tycen	9	26	16	42	2.0	1.0	.	1	.	1	.	54	134	101	235	9.0	2.0	2	18	.	1	.
0	Womack,Samuel	12	15	16	31	1.0	.	1	14	1	.	.	50	87	39	126	4.5	0.5	4	39	1	1	.
27	Mitchell,Quinyon	11	25	5	30	1.0	1.0	.	8	1	1	.	11	25	5	30	1.0	1.0	.	8	1	1	.
2C	Clark,Justin	12	15	10	25	3.0	1.0	1	.	.	.	.	46	70	42	112	4.0	1.0	4	12	2	1	.
98	Alexander,Darius	11	5	16	21	1.0	.	.	2	.	.	.	11	5	16	21	1.0	.	.	2	.	.	.
23	Simon,Troy	9	10	11	21	0.5	.	.	.	.	.	.	26	13	13	26	0.5	.	.	2	.	.	.
56	Taylor,Terrance	6	15	4	19	6.0	3.0	.	1	.	.	.	33	44	37	81	21.5	10.0	.	3	.	4	.
97	Butler,Cavon	11	2	16	18	0.5	.	.	1	.	.	.	14	2	16	18	0.5	.	.	1	.	.	.
35	Cridler,AJ	8	6	11	17	0.5	0.5	.	.	.	.	.	34	11	21	32	2.0	1.0	.	.	.	.	.
96	Hood,David	12	3	13	16	2.5	.	.	1	.	.	.	45	19	35	54	7.5	0.5	.	1	1	.	1
13	McDonald Jr.,Chris	12	12	3	15	0.0	.	2	2	.	.	.	12	12	3	15	0.0	.	2	2	.	.	.
48	Givhan,Nate	10	8	5	13	2.0	2.0	.	.	.	1	.	35	30	33	63	8.0	6.0	1	1	1	2	.
8D	Delancy III,Ronald	12	8	3	11	0.0	.	1	1	.	.	.	12	8	3	11	0.0	.	1	1	.	.	.
44	Ragin,D'Andre	11	4	4	8	3.0	2.0	.	1	.	.	.	16	6	6	12	3.0	2.0	.	2	.	.	.
85	Woliver,Adrian	11	3	5	8	0.0	.	.	.	.	.	.	29	10	14	24	1.0	.	.	.	.	.	.
92	Rogers,Devan	10	1	6	7	0.0	.	.	.	.	.	.	29	13	39	52	3.0	2.0	.	.	.	.	.
34	Enders,Alex	11	2	4	6	0.0	.	.	.	.	.	.	12	2	4	6	0.0	.	.	.	.	.	.
51	Recker,Josh	10	2	2	4	1.0	.	.	.	1	.	.	14	3	2	5	1.0	.	.	.	1	.	.
26	Mines, Jaylin	4	2	2	4	0.0	.	.	1	.	.	.	4	2	2	4	0.0	.	.	1	.	.	.
15	Coleman,Mike	4	3	1	4	0.0	.	.	.	.	.	.	7	5	1	6	0.0	.	.	.	.	.	.
9L	Lacey,Michael	12	3	.	3	0.0	.	.	.	.	.	.	26	8	3	11	1.0	.	.	1	.	.	.
1B	Beale,Adam	9	.	2	2	0.0	.	.	.	.	.	.	12	.	2	2	0.0	.	.	.	.	.	.
10	Hamlin,Noah	1	1	1	2	0.0	.	.	.	.	.	.	5	2	2	4	0.0	.	.	.	.	.	.
94	Cridler,Jaelen	1	1	1	2	0.0	.	.	.	.	.	.	1	1	1	2	0.0	.	.	.	.	.	.
3C	Wilson Jr, CJ	4	1	1	2	1.5	.	.	.	.	.	.	4	1	1	2	1.5	.	.	.	.	.	.
3J	Jones, Connor	2	.	2	2	0.0	.	.	.	.	.	.	2	.	2	2	0.0	.	.	.	.	.	.
20	Holt,Saeed	2	1	.	1	0.0	.	.	.	.	.	.	33	79	53	132	15.5	4.5	.	4	1	1	.
52	Ray Jr.,Doran	2	.	1	1	0.0	.	.	.	.	.	.	2	.	1	1	0.0	.	.	.	.	.	.
50	Redmon,Chris	4	.	1	1	0.0	.	.	.	.	.	.	4	.	1	1	0.0	.	.	.	.	.	.
60	Long,Tyler	6	.	1	1	0.0	.	.	.	.	.	.	17	.	1	1	0.0	.	.	.	.	.	.
59	Poynter,Martez	2	.	1	1	0.0	.	.	.	.	.	.	2	.	1	1	0.0	.	.	.	.	.	.
58	Mills,Sean	12	.	1	1	0.0	.	.	.	.	.	.	40	1	2	3	0.0	.	.	.	.	.	.
39	Bannister,Alex	2	.	1	1	0.0	.	.	.	.	.	.	2	.	1	1	0.0	.	.	.	.	.	.
12	King,DeAmonte	6	1	.	1	0.0	.	.	.	.	.	.	34	13	5	18	0.0	.	.	2	.	.	.
37	Ollison II,Damo	1	1	.	1	0.0	.	.	.	.	.	.	1	1	.	1	0.0	.	.	.	.	.	.
9	Turner,Jamal	11	1	.	1	0.0	.	.	.	.	.	.	35	1	.	1	0.0	.	.	.	.	.	.
28	Gales,Chris	1	1	.	1	0.0	.	.	.	.	.	.	1	1	.	1	0.0	.	.	.	.	.	.
4	McKinley-Lewis,	11	1	.	1	0.0	.	.	.	2	.	.	56	2	.	2	0.0	.	.	.	2	.	.
49	Flint,Bailey	12	1	.	1	0.0	.	.	.	.	.	.	49	2	.	2	0.0	.	.	.	.	.	.
8	Maddox,Devin	12	1	.	1	0.0	.	.	.	.	.	.	30	3	.	3	0.0	.	.	.	.	.	.
7K	Cluckey,Thomas	12	1	.	1	0.0	.	.	.	.	.	.	30	3	1	4	0.0	.	.	.	.	.	.
46	Peters,Jeremiah	1	.	.	.	0.0	.	.	.	.	.	.	1	.	.	.	0.0	.	.	.	.	.	.
17	Blankumsee,DeMeer	10	.	.	.	0.0	.	.	.	.	.	1	10	.	.	.	0.0	.	.	.	.	.	1
TM	TEAM	11	.	.	.	0.0	.	.	.	.	.	.											
Total		0	412	514	92	81	37	7	58	10	7	2											
Opponents		0	376	460	83	75	34	2	37	5	4	.											



# 2021 TOLEDO STARTERS BY GAME

## Toledo 2021 Game by Game Starters

### OFFENSE

Game	LT	LG	C	RG	RT	TE	QB	RB	WR	WR	WR
Norfolk State	Berg	Gurman	Harris	Long	Dumont	Tuner	Bradley	Koback	Mitchell	Winstead	McKinley-Lewis
at Notre Dame	Berg	Gurman	Harris	Long	Dumont	D. Rosi	Bradley	Koback	Mitchell	Maddox	Newton
Colorado State	Berg	Gurman	Harris	Long	Dumont	D. Rosi	Bradley	Koback	Mitchell	Maddox	Newton
at Ball State	Berg	Gurman	Harris	Long	Dumont	D. Rosi	Bradley	Koback	Mitchell	Maddox	Newton
at UMass	Berg	Gurman	Harris	Long	Dumont	D. Rosi	Bradley	Koback	McKinley-Lewis	Maddox	Newton
Northern Illinois	Berg	Gurman	Harris	Long	Dumont	D. Rosi	Bradley	Koback	Winstead	Maddox	Newton
at Central Michigan	Berg	Gurman	Harris	Long	Dumont	Turner	Finn	Koback	Mitchell	Maddox	Newton
Western Michigan	Gurman	Sciurly	Harris	Bisek	Bergen	Turner	Finn	Koback	Mitchell	Maddox	Newton
Eastern Michigan	Gurman	Sciurly	Harris	Long	Berg	Turner	Finn	Koback	Winstead	Maddox	Newton
at Bowling Green	Gurman	Sciurly	Harris	Long	Berg	Turner	Finn	Koback	Winstead	Maddox	McKinley-Lewis
at Ohio	Gurman	Sciurly	Harris	Long	Berg	Turner	Finn	Koback	Winstead	Maddox	McKinley-Lewis
Akron	Gurman	Sciurly	Harris	Long	Berg	Turner	Finn	Koback	Winstead	Maddox	McKinley-Lewis

### DEFENSE

Game	OLB	DT	DT/DE	OLB	LB	LB	LB/NB/S	SS	FS	CB	CB
Norfolk State	De. Johnson	Culpepper	Hines	Taylor	Jones	Dy. Johnson	McDonald	Ford	Bauer	Q. Mitchell	Womack
at Notre Dame	Alexander	Culpepper	Butler	Taylor	Crider	Dy. Johnson	Barrow	Ford	Bauer	Q. Mitchell	McDonald
Colorado State	De. Johnson	Culpepper	Butler	Taylor	Jones	Dy. Johnson	Barrow	Hook	Bauer	Q. Mitchell	Womack
at Ball State	Hines	Culpepper	Butler	Taylor	Jones	Dy. Johnson	McDonald	Hook	Bauer	Q. Mitchell	Womack
at UMass	De. Johnson	Culpepper	Hines	Ragin	Jones	Dy. Johnson	McDonald	Hook	Bauer	Q. Mitchell	Womack
N. Illinois	De. Johnson	Culpepper	Hines	Taylor	Jones	Dy. Johnson	Barrow	Hook	Anderson	Q. Mitchell	Womack
at CMU	De. Johnson	Culpepper	Alexander	Taylor	Jones	Dy. Johnson	Barrow	Hook	Anderson	Q. Mitchell	Womack
WMU	De. Johnson	Culpepper	Alexander	Hines	Jones	Dy. Johnson	Barrow	Hook	Anderson	Q. Mitchell	Womack
EMU	De. Johnson	Culpepper	Givhan	Hines	Jones	Dy. Johnson	Bauer	Hook	Anderson	Q. Mitchell	Womack
at BGSU	De. Johnson	Culpepper	Butler	Hines	Jones	Dy. Johnson	Bauer	Hook	Anderson	Q. Mitchell	Womack
at Ohio	De. Johnson	Culpepper	Butler	Hines	Jones	Dy. Johnson	Bauer	Hook	Anderson	Q. Mitchell	Womack
Akron	De. Johnson	Culpepper	Butler	Hines	Jones	Dy. Johnson	Bauer	Hook	Anderson	Q. Mitchell	Womack



**Dyontae Johnson**

## SCORING RECAP

SCORING	1	2	3	4	F
Norfolk State	7	0	0	3	— 10
Toledo	14	14	14	7	— 49

### 1st Quarter

10:44 TOL - #22 B.Koback 1 yd rush (#17 T.Cluckey kick), 7-52, 03:20 0-7  
 06:50 TOL - #25 M.Hook 25 yd blocked punt return (#17 T.Cluckey kick), 03:51 0-14  
 01:21 NSU - #3 J.Smith 47 yd pass from #8 J.Carter (#34 J.Nardone kick), 9-75, 05:29 7-14

### 2nd Quarter

13:50 TOL - #21 J.Stuart 14 yd blocked punt return (#17 T.Cluckey kick), 13:50 7-21  
 00:27 TOL - #7 D.Finn 24 yd rush (#17 T.Cluckey kick), 14-88, 07:08 7-28

### 3rd Quarter

12:05 TOL - #22 B.Koback 6 yd rush (#17 T.Cluckey kick), 7-65, 02:50 7-35  
 06:28 TOL - #8 D.Maddox 84 yd pass from #2 C.Bradley (#17 T.Cluckey kick), 1-84, 00:11 7-42

### 4th Quarter

11:01 NSU - #34 J.Nardone 32 yd FG, 7-26, 03:12 10-42  
 07:35 TOL - #21 J.Stuart 15 yd rush (#17 T.Cluckey kick), 8-80, 03:23 10-49

**Attendance:** 21,783

• Toledo used all three phases of the game to win its season opener, a 49-10 victory over Norfolk State before 21,783.

• The Rockets' special teams set the tone with two touchdowns off blocked punts, while the defense held the Spartans in check all night. Norfolk State managed just 272 yards of total offense and was held to 5-of-15 on third down plays.

• Toledo's offense was balanced and efficient, racking up 205 rushing yards and 236 passing yards. Sophomore quarterback Carter Bradley was 8-of-11 for 184 yards and one TD. Redshirt freshman Dequan Finn hit on 3-of-4 passes and led the Rockets with 82 yards rushing, including a 24-yard TD run in the second quarter.

• Freshman Maxen Hook made a big impact on special teams, scooping up a blocked punt for a 25-yard score and then blocking a punt that was returned for a TD by Jacques Stuart.

## Team Statistics

Statistic	NSU	TOL
FIRST DOWNS	15	21
Rushing (Net)	147	205
Avg. Per Rush	3.5	5.3
Rushing TDs	0	4
PASSING (Net)	134	236
Comp.-Att.-Int.	9-19-1	13-18-0
TDs	1	1
TOTAL OFFENSE	281	441
Plays	61	57
Avg. / Play	4.6	7.7
Fumbles - Lost	1-1	0-0
Penalties - Yds.	4-35	12-140
Punts - Yds.	5-102	2-79
Avg. / Punt	20.4	39.5
Punt Returns-Yds.-TDs	0-0-0	3-64-2
Kickoff: Total - Yds. - TDs	5-58-0	2-30-0
Kickoff: Avg. / Return	11.6	15.0
INT: Total - Yds. - TDs	0-0-0	1-10-0
Poss. Time	33:23	26:37
3rd. Down Conv.	5 of 15	4 of 9
4th. Down Conversions	1 of 2	1 of 3
Red-Zone TDs	0-2	3-4
Sacks: Total - Yds.	3-11	1-8
PAT	1-1	7-7
Field Goals	1-1	0-0





**Chris McDonald**

## SCORING RECAP

SCORING	1	2	3	4	F
Toledo	6	10	0	13	— 29
Notre Dame	7	7	0	18	— 32

### 1st Quarter

12:45 UND - #87 M.Mayer 4 yd pass from #17 J.Coan (#39 J.Doerer kick), 6-75,  
 02:15 0-7  
 10:06 TOL - #17 T.Cluckey 31 yd FG, 7-69, 02:32 3-7  
 04:14 TOL - #17 T.Cluckey 32 yd FG, 6-42, 02:49 6-7

### 2nd Quarter

09:21 UND - #23 K.Williams 43 yd rush (#39 J.Doerer kick), 5-96, 02:13 6-14  
 01:04 TOL - #17 T.Cluckey 23 yd FG, 10-35, 04:00 9-14  
 00:46 TOL - #13 C.McDonald Jr. 27 yd interception return (#17 T.Cluckey kick),  
 00:12 16-14

### 3rd Quarter

No scoring

### 4th Quarter

12:25 UND - #39 J.Doerer 48 yd FG, 13-55, 06:11 16-17  
 10:57 UND - #25 C.Tyree 55 yd pass from #12 T.Buchner (#39 J.Doerer kick),  
 1-55, 00:09 16-24  
 07:48 TOL - #22 B.Koback 8 yd pass from #2 C.Bradley (#22 B.Koback pass from  
 #2 C.Bradley failed), 6-89, 03:03 22-24  
 01:35 TOL - #7 D.Finn 26 yd rush (#17 T.Cluckey kick), 7-73, 01:51 29-24  
 01:09 UND - #87 M.Mayer 18 yd pass from #17 J.Coan (#23 K.Williams pass  
 from #3 A.Davis), 3-75, 00:26 29-32

**Attendance:** 62,009

• Toledo nearly pulled off one of the biggest victories in their 105 years of football, but came up three points short, falling to No. 7/8 Notre Dame, 32-29, before 62,009 fans.

• The Rockets took a 29-24 lead with 1:35 left when red-shirt freshman quarterback Dequan Finn bolted for a 26-yard touchdown on third-and-one. Notre Dame came right back and took the lead on an 18-yard TD pass from Jack Coan to Michael Mayer with 1:09 left. Kyren William caught the two-point conversion to put the Fighting Irish ahead, 32-29.

• Toledo had one last chance but the game ended when a Carter Bradley fumble on a sack at the UT 29-yard line was recovered by Notre Dame.

• Toledo's defense held Notre Dame in check most of the game, racking up three turnovers, six sacks, five QB hurries and five pass breakups. Junior cornerback Chris McDonald had a pick-six late in the first half and junior lineman Terrance Taylor had a pair of sacks.

## Team Statistics

Statistic	TOL	ND
FIRST DOWNS	16	27
Rushing (Net)	124	132
Avg. Per Rush	4.1	3.4
Rushing TDs	1	1
PASSING (Net)	229	317
Comp.-Att.-Int.	20-33-0	24-36-1
TDs	1	3
TOTAL OFFENSE	353	449
Plays	63	75
Avg. / Play	5.6	6.0
Fumbles - Lost	1-1	2-2
Penalties - Yds.	11-99	3-27
Punts - Yds.	7-318	3-148
Avg. / Punt	45.4	49.3
Punt Returns-Yds.-TDs	0-0-0	0-0-0
Kickoff: Total - Yds. - TDs	3-58-0	1-19-0
Kickoff: Avg. / Return	19.3	19.0
INT: Total - Yds. - TDs	1-27-1	0-0-0
Poss. Time	30:04	29:56
3rd. Down Conv.	7-17	8-14
4th. Down Conversions	0-0	0-1
Red-Zone TDs	1-4	2-2
Sacks: Total - Yds.	6-37	5-25
PAT	2-2	3-3
Field Goals	3-3	1-2



**Devin Maddox**

## SCORING RECAP

<b>SCORING</b>	<b><u>1</u></b>	<b><u>2</u></b>	<b><u>3</u></b>	<b><u>4</u></b>		<b><u>F</u></b>
Colorado State	3	0	10	9	—	22
<b>Toledo</b>	<b>0</b>	<b>3</b>	<b>3</b>	<b>0</b>	<b>—</b>	<b>6</b>

### 1st Quarter

05:15 CSU - #95 C.Camper 31 yd FG, 15-70, 05:21 3-0

### 2nd Quarter

06:00 TOL - #17 T.Cluckey 43 yd FG, 4-0, 01:45 3-3

### 3rd Quarter

08:30 CSU - #95 C.Camper 42 yd FG, 9-39, 03:25 6-3

06:12 TOL - #17 T.Cluckey 38 yd FG, 7-50, 02:18 6-6

03:03 CSU - #18 T.Pannunzio 70 yd punt return (#95 C.Camper kick), 01:35 13-6

### 4th Quarter

07:45 CSU - #95 C.Camper 29 yd FG, 9-26, 03:13 16-6

05:25 CSU - #95 C.Camper 47 yd FG, 4-5, 01:30 19-6

01:00 CSU - #95 C.Camper 23 yd FG, 8-46, 03:23 22-6

**Attendance:** 21,365

- Toledo's defense held Colorado State's offense out of the end zone but five Ram field goals and a 70-yard punt return for a touchdown was enough to defeat the Rockets.

- Toledo was only able to convert a pair of field goals by Thomas Cluckey, one in the second quarter and one in the third. The Rockets were still in the game, trailing only 13-6 midway through the fourth quarter. However, three late Rocket drives came up empty and Colorado State tacked on three field goals for the non-conference victory.

- Toledo's defense held the Rams to 319 yards and just 4-of-17 on third-down conversions.

- Carter Bradley completed 22-of-36 passes for 254 yards. Wide receiver Bryce Mitchell led the Rocket receivers with five catches.

- Placekicker Thomas Cluckey connected on career-long field goal of 43 yards and another of 38 yards.

## Team Statistics

Statistic	CSU	TOL
FIRST DOWNS	18	11
Rushing (Net)	209	21
Avg. Per Rush	4.3	0.8
Rushing TDs	0	0
PASSING (Net)	110	270
Comp.-Att.-Int.	11-28-0	25-43-0
TDs	0	0
TOTAL OFFENSE	319	291
Plays	77	71
Avg. / Play	4.1	4.1
Fumbles - Lost	2-1	2-1
Penalties - Yds.	7-60	11-89
Punts - Yds.	6-313	8-373
Avg. / Punt	52.2	46.6
Punt Returns-Yds.-TDs	4-77-1	2-26-0
Kickoff: Total - Yds. - TDs	2-46-0	3-43-0
Kickoff: Avg. / Return	23.0	14.3
INT: Total - Yds. - TDs	0-0-0	0-0-0
Poss. Time	31:00	29:00
3rd. Down Conv.	4-17	4-18
4th. Down Conversions	1-2	1-4
Red-Zone TDs	0-3	0-2
Sacks: Total - Yds.	6-42	1-1
PAT	1-1	0-0
Field Goals	5-5	2-2



**Dequan Finn**

## SCORING RECAP

SCORING	1	2	3	4	E
Toledo	7	7	0	8	— 22
Ball State	6	3	0	3	— 12

### 1st Quarter

11:13 BSU - #46 J.Lewis 45 yd FG, 8-47, 03:47 0-3  
 10:30 TOL - #8 D.Maddox 69 yd pass from #2 C.Bradley (#17 T.Cluckey kick), 3-65, 00:43 7-3  
 01:03 BSU - #46 J.Lewis 27 yd FG, 12-49, 05:25 7-6

### 2nd Quarter

14:47 TOL - #7 D.Finn 70 yd rush (#17 T.Cluckey kick), 3-69, 01:16 14-6  
 08:26 BSU - #42 J.Chanove 29 yd FG, 5-19, 01:43 14-9

### 3rd Quarter

No scoring

### 4th Quarter

14:13 TOL - #17 T.Cluckey 43 yd FG, 7-28, 03:21 17-9  
 11:37 BSU - #46 J.Lewis 47 yd FG, 9-45, 02:36 17-12  
 04:51 TOL - #17 T.Cluckey 22 yd FG, 11-85, 06:40 20-12  
 00:00 TOL - SAFETY, 00:04 22-12

**Attendance:** 14,902

• Toledo went ahead, 20-12, with a 22-yard field goal by Thomas Cluckey with 4:51 to play. The Rocket defense then forced Ball State to punt on a three-and-out, and the Rockets then ran out all but four seconds on the clock in their final drive.

• Toledo gained a safety on the game's final play as Ball State tried a series of laterals.

• Toledo's defense did not allow an offensive touchdown for the second straight game. Toledo's defensive line collected four sacks on the afternoon.

• The Rockets outgained the Cardinals 444-312 overall and collected 272 rushing yards to BSU's 122.

• Redshirt freshman quarterback Dequan Finn ran for a game-high 106 yards, including a 70-yard touchdown.

• Junior Devin Maddox sparked the Toledo offense with a 69-yard catch for a score in the first quarter.

## Team Statistics

Statistic	TOL	BSU
FIRST DOWNS	19	17
Rushing (Net)	272	122
Avg. Per Rush	6.2	3.5
Rushing TDs	1	0
PASSING (Net)	172	190
Comp.-Att.-Int.	12-20-1	21-36-0
TDs	1	0
TOTAL OFFENSE	444	312
Plays	64	71
Avg. / Play	6.9	4.4
Fumbles - Lost	0-0	2-1
Penalties - Yds.	7-61	7-55
Punts - Yds.	4-129	5-195
Avg. / Punt	32.2	39.0
Punt Returns-Yds.-TDs	0-0-0	1-0-0
Kickoff: Total - Yds. - TDs	1-21-0	2-31-0
Kickoff: Avg. / Return	21.0	15.5
INT: Total - Yds. - TDs	0-0-0	1-24-0
Poss. Time	33:03	26:57
3rd. Down Conv.	4-12	7-17
4th. Down Conversions	0-1	1-1
Red-Zone TDs	0-2	0-3
Sacks: Total - Yds.	4-25	3-18
PAT	2-2	0-0
Field Goals	2-3	4-4





**Bryant Koback**

## SCORING RECAP

<b>SCORING</b>	<b>1</b>	<b>2</b>	<b>3</b>	<b>4</b>	<b>F</b>
<b>Toledo</b>	<b>7</b>	<b>24</b>	<b>7</b>	<b>7</b>	<b>— 45</b>
<b>UMass</b>	<b>0</b>	<b>0</b>	<b>0</b>	<b>7</b>	<b>— 7</b>

### 1st Quarter

05:38 TOLEDO - Finn, Dequan 34 yd run (Cluckey, Thomas kick), 1-34 0:09 7 - 0

### 2nd Quarter

10:17 TOLEDO - Cluckey, Thomas 29 yd field goal, 10-63 4:47 10 - 0  
04:16 TOLEDO - Koback, Bryant 5 yd run (Cluckey, Thomas kick), 1-5 0:05 17 - 0  
01:25 TOLEDO - Koback, Bryant 18 yd run (Cluckey, Thomas kick), 5-75 1:22 24 - 0  
00:49 TOLEDO - Rosi, Drew 7 yd pass from Bradley, Carter (Cluckey, Thomas kick), 1-7 0:07 31 - 0

### 3rd Quarter

08:56 TOLEDO - Mitchell, Bryce 6 yd pass from Finn, Dequan (Cluckey, Thomas kick), 5-37 1:32 38 - 0

### 4th Quarter

11:54 TOLEDO - Kelly, Micah 6 yd run (Cluckey, Thomas kick), 13-98 6:37 45 - 0  
09:31 UMASS - Edwards, Taylor 2 yd pass from Olson, Brady (Carson, Cameron kick), 7-59 2:23 45 - 7

**Attendance:** 9,456

- Toledo converted three first-half turnovers into touchdowns, scoring on the very next play all three times, to cruise to a 31-0 halftime lead.

- UMass could only manage 47 yards of offense in the first half and did not get a first down until five minutes into the second quarter.

- For the game, the Minutemen had 134 total yards and eight first downs.

- Junior outside linebacker Jamal Hines led the way for the Rocket defense with eight tackles, while Nate Bauer and Dyontae Johnson each had an interception.

- Bryant Koback rushed for 82 yards and two TDs on 11 attempts, all in the first half.

- Redshirt freshman Dequan Finn connected on 8-of-10 passes for 102 yards. He also rushed for 43 yards and one touchdown on five carries.

## Team Statistics

<b>Statistic</b>	<b>TOL</b>	<b>UMass</b>
FIRST DOWNS	22	8
Rushing (Net)	223	23
Avg. Per Rush	5.2	0.9
Rushing TDs	4	0
PASSING (Net)	232	111
Comp.-Att.-Int.	20-30-0	11-25-2
TDs	2	1
TOTAL OFFENSE	455	134
Plays	73	51
Avg. / Play	6.2	2.6
Fumbles - Lost	0-0	4-2
Penalties - Yds.	10-67	6-63
Punts - Yds.	5-125	8-423
Avg. / Punt	43.0	52.9
Punt Returns-Yds.-TDs	5-25-0	2-29-0
Kickoff: Total - Yds. - TDs	0-0-0	2-41-0
Kickoff: Avg. / Return	21.0	15.5
INT: Total - Yds. - TDs	2-68-0	0-0-0
Poss. Time	34:55	25:05
3rd. Down Conv.	7-15	1-11
4th. Down Conversions	0-1	0-1
Red-Zone TDs	5-6	1-1
Sacks: Total - Yds.	1-6	1-6
PAT	6-6	1-1
Field Goals	1-2	0-0



**Devin Maddox**

## SCORING RECAP

SCORING	1	2	3	4		F
Northern Illinois	3	13	0	6	—	22
Toledo	0	14	0	6	—	20

### 1st Quarter

10:33 NIU - #39 J.Richardson 43 yd FG, 11-50, 04:27 3-0

### 2nd Quarter

06:14 NIU - #39 J.Richardson 26 yd FG, 13-72, 07:23 6-0

04:55 TOL - #22 B.Koback 40 yd rush (#17 T.Cluckey kick), 4-71, 01:19 6-7

02:45 NIU - #39 J.Richardson 43 yd FG, 6-40, 02:10 9-7

02:25 TOL - #22 B.Koback 75 yd pass from #7 D.Finn (#17 T.Cluckey kick), 2-75, 00:20 9-14

00:36 NIU - #26 A.Brown 37 yd rush (#39 J.Richardson kick), 6-75, 01:49 16-14

### 3rd Quarter

No scoring

### 4th Quarter

06:19 NIU - #39 J.Richardson 47 yd FG, 10-35, 05:16 19-14

03:35 TOL - #8 D.Maddox 11 yd pass from #7 D.Finn (#8 D.Maddox rush failed), 6-75, 02:44 19-20

00:26 NIU - #39 J.Richardson 29 yd FG, 9-60, 03:02 22-20

**Attendance:** 21,284

• Toledo scored a go-ahead touchdown with 3:35 remaining but Northern Illinois answered with a field goal with 26 seconds left to send the Rockets to a 22-20 defeat.

• Quarterback Dequan Finn hit Devin Maddox with an 11-yard TD pass to give the Rockets a 20-19 edge with 3:35 left. The two-point conversion failed, keeping the Huskies within striking distance.

• NIU quarterback Rocky Lombardi hit wide receiver Messiah Travis on a 34-yard completion that set up the Huskies' game-winning 29-yard field goal with 26 seconds left. Toledo was out of timeouts and could not stage a last-second rally.

• Bryant Koback led the Rockets with 91 yards rushing and a pair of touchdowns, one on a 40-yard run and another on a 75-yard reception.

• Finn connected on 10-of-17 passes for 186 yards and added 25 yards on the ground.

## Team Statistics

Statistic	NIU	TOL
FIRST DOWNS	23	15
Rushing (Net)	242	135
Avg. Per Rush	4.4	6.1
Rushing TDs	1	1
PASSING (Net)	154	236
Comp.-Att.-Int.	14-24-1	16-31-0
TDs	0	2
TOTAL OFFENSE	396	371
Plays	79	53
Avg. / Play	5.0	7.0
Fumbles - Lost	1-0	1-1
Penalties - Yds.	8-80	10-100
Punts - Yds.	3-118	3-146
Avg. / Punt	39.3	48.7
Punt Returns-Yds.-TDs	2-29-0	1-30-0
Kickoff: Total - Yds. - TDs	1-24-0	2-60-0
Kickoff: Avg. / Return	24.0	30.0
INT: Total - Yds. - TDs	0-0-0	1-32-0
Poss. Time	40:47	19:13
3rd. Down Conv.	7-18	1-10
4th. Down Conversions	2-2	0-3
Red-Zone TDs	0-4	1-1
Sacks: Total - Yds.	0-0	1-7
PAT	1-1	2-2
Field Goals	3-4	0-1



**Dequan Finn**

## SCORING RECAP

SCORING	1	2	3	4	OT	F
<b>Toledo</b>	0	3	7	13	0	— 23
<b>Central Michigan</b>	7	10	3	3	3	— 26

### 1st Quarter

08:39 CMU - #6 D.Dixon 16 yd pass from #10 D.Richardson (#64 M.Meeder kick), 14-80, 06:14 0-7

### 2nd Quarter

12:41 CMU - #7 L.Nichols 6 yd pass from #10 D.Richardson (#64 M.Meeder kick), 5-21, 02:09 0-14  
10:19 UTo - #17 T.Cluckey 41 yd FG, 5-40, 02:14 3-14  
00:00 CMU - #64 M.Meeder 46 yd FG, 10-63, 01:12 3-17

### 3rd Quarter

11:24 CMU - #64 M.Meeder 51 yd FG, 5-47, 01:09 3-20  
03:01 UTo - #7 D.Finn 3 yd rush (#17 T.Cluckey kick), 11-87, 05:12 10-20

### 4th Quarter

11:58 UTo - #17 T.Cluckey 23 yd FG, 9-42, 04:28 13-20  
06:12 CMU - #64 M.Meeder 44 yd FG, 6-40, 02:30 13-23  
04:34 UTo - #17 T.Cluckey 50 yd FG, 5-31, 01:33 16-23  
00:35 UTo - #7 D.Finn 18 yd rush (#17 T.Cluckey kick), 7-71, 02:23 23-23

### Overtime

OT1 00:00 CMU - #64 M.Meeder 38 yd FG, 4-5 23-26

**Attendance:** 20,112

- Redshirt freshman quarterback Dequan Finn nearly rallied Toledo from a 17-point second-half deficit, but the Rockets came up just short in a 26-23 overtime setback.

- Finn tied the score at 23-23 with 35 seconds left when he scored from 18 yards out. CMU got the ball first in overtime and settled for a 38-yard field goal to take a 26-23 lead. A sack on third down forced Toledo to attempt a 51-yard field goal into the wind, but sophomore Thomas Cluckey's attempt just missed left.

- Finn completed 15-of-32 passes for 208 yards in his first start as a Rocket, rallying Toledo from a 20-3 deficit early in the third quarter. He gained 43 yards on the ground and scored twice.

- Bryant Koback led the rushing attack with 87 yards.

- Cluckey hit a 50-yard field goal in the fourth quarter, the longest of his career.

## Team Statistics

Statistic	TOL	CMU
FIRST DOWNS	20	13
Rushing (Net)	142	128
Avg. Per Rush	3.2	3.7
Rushing TDs	2	0
PASSING (Net)	208	204
Comp.-Att.-Int.	15-32-0	21-35-0
TDs	0	2
TOTAL OFFENSE	350	332
Plays	76	70
Avg. / Play	4.6	4.7
Fumbles - Lost	0-0	0-0
Penalties - Yds.	7-50	9-79
Punts - Yds.	5-185	9-351
Avg. / Punt	37.0	38.2
Punt Returns-Yds.-TDs	1-7-0	0-0-0
Kickoff: Total - Yds. - TDs	5-151-0	3-50-0
Kickoff: Avg. / Return	30.2	16.7
INT: Total - Yds. - TDs	0-0-0	0-0-0
Poss. Time	31:33	28:27
3rd. Down Conv.	5-19	4-18
4th. Down Conversions	2-3	2-2
Red-Zone TDs	2-5	2-3
Sacks: Total - Yds.	2-13	7-51
PAT	2-2	2-2
Field Goals	3-6	4-4





**Desjuan Johnson**

## SCORING RECAP

SCORING	1	2	3	4	F
Western Michigan	0	15	0	0	— 15
Toledo	3	10	21	0	— 34

### 1st Quarter

10:56 TOL - #17 T.Cluckey 29 yd FG, 4-5, 01:13 0-3

### 2nd Quarter

14:57 TOL - #17 T.Cluckey 33 yd FG, 10-42, 03:15 0-6

09:25 WMU - #39 N.Mihalic 26 yd FG, 11-66, 05:32 3-6

08:46 TOL - #5 B.Mitchell 28 yd pass from #7 D.Finn (#17 T.Cluckey kick), 3-75, 00:39 3-13

03:20 WMU - #5 K.Eleby 14 yd rush (#39 N.Mihalic kick missed), 11-83, 05:21 9-13

01:36 WMU - #9 S.Tyler 4 yd rush (#39 N.Mihalic kick missed), 3-56, 00:25 15-13

### 3rd Quarter

08:08 TOL - #4 D.McKinley-Lewis 34 yd pass from #7 D.Finn (#17 T.Cluckey kick), 9-80, 02:28 15-20

06:48 TOL - #7 Z.Ford 35 yd fumble return (#17 T.Cluckey kick), 01:20 15-27

00:54 TOL - #3 M.Kelly 3 yd rush (#17 T.Cluckey kick), 8-46, 03:45 15-34

### 4th Quarter

No scoring

**Attendance:** 19,906

• Redshirt freshman Dequan Finn threw for two long touch-down passes and the Toledo defense shut out a potent Bronco offense in the second half to lead the Rockets to a 34-15 victory.

• Finn missed seven of his first eight pass attempts and was just 3-of-14 at the half but keyed a second half comeback that saw Toledo outscore the Broncos 21-0 in the final 30 minutes after trailing 15-13 at halftime.

• Finn ended the game 8-of-24 passing for 138 yards and two scores. He hit senior Bryce Mitchell for a 28-yard TD in the second quarter and senior Danzel McKinley-Lewis for a 34-yard score on fourth-and-14 in the third quarter.

• Toledo's defense stopped WMU three times on fourth down, converting that into 10 points, and came up with a 35-yard touchdown on a fumble recovery, one of three TDs in the third quarter.

## Team Statistics

Statistic	WMU	TOL
FIRST DOWNS	21	22
Rushing (Net)	166	192
Avg. Per Rush	4.2	4.5
Rushing TDs	2	1
PASSING (Net)	232	138
Comp.-Att.-Int.	15-29-0	8-24-0
TDs	0	2
TOTAL OFFENSE	398	330
Plays	69	67
Avg. / Play	5.8	4.9
Fumbles - Lost	2-2	0-0
Penalties - Yds.	9-75	8-75
Punts - Yds.	4-154	6-225
Avg. / Punt	38.5	37.5
Punt Returns-Yds.-TDs	1-1-0	2-32-0
Kickoff: Total - Yds. - TDs	2-26-0	3-65-0
Kickoff: Avg. / Return	13.0	21.7
INT: Total - Yds. - TDs	0-0-0	0-0-0
Poss. Time	31:45	28:15
3rd. Down Conv.	6-15	5-14
4th. Down Conversions	0-3	1-1
Red-Zone TDs	2-3	1-3
Sacks: Total - Yds.	3-25	2-16
PAT	0-2	4-4
Field Goals	1-1	2-3

**Game #9**  
**Nov. 2- EMU**

# Eastern Michigan 52, Toledo 49



**Matt Landers**

## SCORING RECAP

SCORING	1	2	3	4	F
Eastern Michigan	14	10	21	7	- 52
Toledo	14	14	8	13	- 49

### 1st Quarter

13:33 TOL - #22 B.Koback 22 yd rush (#17 T.Cluckey kick), 5-75, 01:27 0-7  
 10:53 EMU - #24 T.Knue 18 yd pass from #8 B.Bryant (#38 C.Ryland kick), 8-75, 02:40 7-7  
 10:04 TOL - #22 B.Koback 67 yd rush (#17 T.Cluckey kick), 3-75, 00:49 7-14  
 02:31 EMU - #4 H.Beydoun 6 yd pass from #22 S.Evans (#38 C.Ryland kick), 3-13, 00:59 14-14

### 2nd Quarter

13:28 TOL - #15 M.Landers 80 yd pass from #7 D.Finn (#17 T.Cluckey kick), 1-80, 00:11 14-21  
 10:12 EMU - #38 C.Ryland 34 yd FG, 9-46, 03:09 17-21  
 04:02 EMU - #22 S.Evans 2 yd rush (#38 C.Ryland kick), 8-90, 03:07 24-21  
 03:50 TOL - #21 J.Stuart 97 yd kickoff return (#17 T.Cluckey kick), 00:00 24-28

### 3rd Quarter

13:16 EMU - #4 H.Beydoun 64 yd pass from #8 B.Bryant (#38 C.Ryland kick), 4-75, 01:44 31-28  
 05:52 EMU - #22 S.Evans 2 yd rush (#38 C.Ryland kick), 6-43, 02:45 38-28  
 04:23 EMU - #1 D.Drummond 11 yd pass from #8 B.Bryant (#38 C.Ryland kick), 2-18, 00:45 45-28  
 00:32 TOL - #15 M.Landers 26 yd pass from #7 D.Finn (#22 B.Koback pass from #7 D.Finn), 9-80, 03:44 45-36

### 4th Quarter

10:34 EMU - #28 J.Hamilton 32 yd rush (#38 C.Ryland kick), 1-32, 00:06 52-36  
 07:48 TOL - #19 J.Newton 5 yd pass from #7 D.Finn (#14 I.Winstead pass from #7 D.Finn failed), 9-73, 02:41 52-42  
 02:14 TOL - #3 M.Kelly 10 yd rush (#17 T.Cluckey kick), 10-73, 02:39 52-49

**Attendance:** 14,997

- Toledo's defense stopped EMU on fourth down with less than a minute to go in the fourth quarter, taking over on its own 19-yard line. The Rockets advanced to their own 45-yard line, and on the final play of the game Devin Maddox took a lateral from Isaiah Winstead and sliced through the EMU defense before eventually being tackled at the 21-yard line to end the game.

- Dequan Finn had the most prolific night of his career, passing for a career-best 461 yards and three touchdowns. His 461 passing yards are tied for second-most ever by a Toledo quarterback with Bruce Gradkowski, who threw for 461 yards against Pittsburgh in 2003.

- The Rockets tallied 672 yards of offense, their most in a game since accumulating 679 yards of offense against Tulsa on Sept. 16, 2017.

- Wide receiver Matt Landers had a career night, hauling in five catches for 150 yards and two scores.

## Team Statistics

Statistic	EMU	TOL
FIRST DOWNS	28	29
Rushing (Net)	130	211
Avg. Per Rush	3.6	6.6
Rushing TDs	3	3
PASSING (Net)	360	461
Comp.-Att.-Int.	30-42-1	30-46-1
TDs	4	3
TOTAL OFFENSE	490	672
Plays	78	78
Avg. / Play	6.3	8.6
Fumbles - Lost	0-0	2-2
Penalties - Yds.	3-30	12-85
Punts - Yds.	5-218	4-108
Avg. / Punt	43.6	27.0
Punt Returns-Yds.-TDs	0-0-0	1--8-0
Kickoff: Total - Yds. - TDs	4-90-0	4-153-1
Kickoff: Avg. / Return	22.5	38.3
INT: Total - Yds. - TDs	1-16-0	1-0-0
Poss. Time	33:51	24:34
3rd. Down Conv.	7-15	6-12
4th. Down Conversions	0-2	1-1
Red-Zone TDs	6-8	2-2
Sacks: Total - Yds.	5-33	4-22
PAT	7-7	5-5
Field Goals	1-1	0-1



**Desjuan Johnson and the Battle of I-75 Trophy.**

## SCORING RECAP

SCORING	1	2	3	4	F
Toledo	14	21	7	7	- 49
Bowling Green	7	3	0	7	- 17

### 1st Quarter

10:57 TOL - #22 B.Koback 50 yd rush (#17 T.Cluckey kick), 5-75, 02:15 7-0  
 06:51 TOL - #22 B.Koback 10 yd rush (#17 T.Cluckey kick), 5-62, 01:50 14-0  
 02:24 BGS - #4 T.Stewart 8 yd rush (#39 N.Needham kick), 3-39, 01:39 14-7

### 2nd Quarter

10:56 BGS - #39 N.Needham 47 yd FG, 9-25, 04:13 14-10  
 03:34 TOL - #7 D.Finn 13 yd rush (#17 T.Cluckey kick), 3-54, 00:56 21-10  
 02:23 TOL - #4 D.McKinley-Lewis 59 yd pass from #7 D.Finn (#17 T.Cluckey kick), 1-59, 00:09 28-10  
 01:15 TOL - #15 M.Landers 6 yd pass from #7 D.Finn (#17 T.Cluckey kick), 4-65, 00:37 35-10

### 3rd Quarter

09:27 TOL - #9 J.Turner 4 yd pass from #7 D.Finn (#17 T.Cluckey kick), 11-75, 05:26 42-10

### 4th Quarter

14:27 TOL - #7 D.Finn 9 yd rush (#17 T.Cluckey kick), 11-72, 03:43 49-10  
 09:56 BGS - #20 J.Johnson 2 yd pass from #3 M.McDonald (#39 N.Needham kick), 11-75, 04:31 49-17

**Attendance:** 18,349

- Toledo turned a close game into a rout with three touchdowns in a span of 2:19 late in the first half to pull away from Bowling Green and cruise to victory in the annual Battle of I-75.

- Except for a brief period in the first quarter when the Falcons cut the lead to 14-10, Toledo thoroughly dominated the contest in every way, winning for the 11th time in the last 12 tries against its arch-rival. The Rockets outgained the Falcons, 539-196, including a staggering 352-64 in the first half.

- Dequan Finn completed 18-of-24 passes for 270 yards and three TDs. Finn also ran for two scores.

- Bryant Koback led the rushing attack with 121 yards and two touchdowns, while Micah Kelly added 80 yards on 10 carries.

- Toledo's defense was equally dominating, allowing just an average of 3.02 yards per play. The Rockets racked up five sacks, 12 tackles for loss and broke up five passes.

## Team Statistics

Statistic	TOL	BGSU
FIRST DOWNS	25	17
Rushing (Net)	269	129
Avg. Per Rush	6.4	3.2
Rushing TDs	4	1
PASSING (Net)	270	67
Comp.-Att.-Int.	18-25-0	12-25-1
TDs	3	1
TOTAL OFFENSE	539	196
Plays	67	65
Avg. / Play	8.0	3.0
Fumbles - Lost	0-0	1-0
Penalties - Yds.	8-99	6-63
Punts - Yds.	4-139	8-328
Avg. / Punt	34.8	41.0
Punt Returns-Yds.-TDs	3-1-0	1-5-0
Kickoff: Total - Yds. - TDs	3-65-0	4-90-0
Kickoff: Avg. / Return	21.7	22.5
INT: Total - Yds. - TDs	1-0-0	0-0-0
Poss. Time	28:25	31:35
3rd. Down Conv.	5-11	7-17
4th. Down Conversions	1-2	0-0
Red-Zone TDs	5-5	2-4
Sacks: Total - Yds.	5-35	0-0
PAT	7-7	2-2
Field Goals	0-0	1-1





**Bryant Koback**

## SCORING RECAP

SCORING	1	2	3	4	F
Toledo	0	14	14	7	- 35
Ohio	0	6	3	14	- 23

### 1st Quarter

No scoring

### 2nd Quarter

10:42 OHI - Johnson,Stephen 34 yd field goal 10 plays, 71 yards, TOP 05:49 0 3  
09:07 TOL - Koback,Bryant 8 yd run (Cluckey,Thomas kick), 6 plays, 59 yards, TOP 01:27 7 3  
04:15 TOL - Koback,Bryant 4 yd run (Cluckey,Thomas kick), 6 plays, 64 yards, TOP 02:03 14 3  
00:00 OHI - Johnson,Stephen 41 yd field goal 6 plays, 39 yards, TOP 01:05 14 6

### 3rd Quarter

06:33 OHI - Johnson,Stephen 32 yd field goal 15 plays, 61 yards, TOP 08:27 14 9  
04:27 TOL - Koback,Bryant 55 yd run (Cluckey,Thomas kick), 4 plays, 64 yards, TOP 01:58 21 9  
03:28 TOL - Landers,Matt 85 yd pass from Finn,Dequan (Cluckey,Thomas kick) 1 plays, 85 yards, TOP 00:11 28 9

### 4th Quarter

10:43 TOL - Koback,Bryant 13 yd run (Cluckey,Thomas kick), 3 plays, 16 yards, TOP 00:59 35 9  
04:29 OHI - Bangura,Sieh 4 yd run (Johnson,Stephen kick), 14 plays, 75 yards, TOP 06:14 35 16  
02:07 OHI - Cokley,Chase 14 yd pass from Rourke,Kurtis (Johnson,Stephen kick) 6 plays, 54 yards, TOP 02:22

**Attendance:** 9,716

- Bryant Koback rushed for 203 yards and four touchdowns, including a game-breaker on fourth down in the third quarter, to lead Toledo to a 35-23 victory at Ohio on Tuesday.
- With the victory the Rockets are now bowl eligible for the 11th consecutive year – every year since 2010, not counting 2020 in which bowl eligibility requirements were waived.
- Redshirt freshman quarterback Dequan Finn completed 10-of-14 passes for 150 yards and a touchdown, including an 85-yarder to junior Matt Landers that gave Toledo a 28-9 lead late in the third quarter.
- Senior cornerback Samuel Womack had three pass break-ups, giving him 15 for the season, tying the school record set by Desmond Marrow in 2011 and matched by Womack in 2019. He has 40 for his career, adding on to his total for the most in Toledo history.
- Senior linebacker Jonathan Jones led Toledo with a career-high 13 tackles.

## Team Statistics

Statistic	TOL	OHIO
FIRST DOWNS	18	30
Rushing (Net)	251	192
Avg. Per Rush	8.1	4.2
Rushing TDs	4	1
PASSING (Net)	150	253
Comp.-Att.-Int.	10-14-0	23-38-0
TDs	1	1
TOTAL OFFENSE	401	445
Plays	45	84
Avg. / Play	8.9	5.3
Fumbles - Lost	0-0	2-1
Penalties - Yds.	12-128	10-95
Punts - Yds.	5-186	4-182
Avg. / Punt	36.8	45.5
Punt Returns-Yds.-TDs	0-0-0	2-2-0
Kickoff: Total - Yds. - TDs	3-99-0	3-46-0
Kickoff: Avg. / Return	33.0	15.3
INT: Total - Yds. - TDs	0-0-0	0-0-0
Poss. Time	18:33	41:27
3rd. Down Conv.	1-7	7-18
4th. Down Conversions	1-1	3-4
Red-Zone TDs	3-4	2-5
Sacks: Total - Yds.	5-28	0-0
PAT	5-5	2-2
Field Goals	0-0	3-4



**Jamal Hines**

## SCORING RECAP

SCORING	1	2	3	4	E
Akron	0	7	0	7	- 14
Toledo	7	14	14	14	- 49

### 1st Quarter

09:27 TOL - Koback,Bryant 2 yd run (Cluckey,Thomas kick), 11 plays, 76 yards, TOP 03:52 0 7

### 2nd Quarter

10:42 OHI - Johnson,Stephen 34 yd field goal 10 plays, 71 yards, TOP 05:49 0 3  
09:07 TOL - Koback,Bryant 8 yd run (Cluckey,Thomas kick), 6 plays, 59 yards, TOP 01:27 7 3  
04:15 TOL - Koback,Bryant 4 yd run (Cluckey,Thomas kick), 6 plays, 64 yards, TOP 02:03 14 3  
00:00 OHI - Johnson,Stephen 41 yd field goal 6 plays, 39 yards, TOP 01:05 14 6

### 3rd Quarter

06:33 OHI - Johnson,Stephen 32 yd field goal 15 plays, 61 yards, TOP 08:27 14 9  
04:27 TOL - Koback,Bryant 55 yd run (Cluckey,Thomas kick), 4 plays, 64 yards, TOP 01:58 21 9  
03:28 TOL - Landers,Matt 85 yd pass from Finn,Dequan (Cluckey,Thomas kick) 1 plays, 85 yards, TOP 00:11 28 9

### 4th Quarter

10:43 TOL - Koback,Bryant 13 yd run (Cluckey,Thomas kick), 3 plays, 16 yards, TOP 00:59 35 9  
04:29 OHI - Bangura,Sieh 4 yd run (Johnson,Stephen kick), 14 plays, 75 yards, TOP 06:14 35 16  
02:07 OHI - Cokley,Chase 14 yd pass from Rourke,Kurtis (Johnson,Stephen kick) 6 plays, 54 yards, TOP 02:22

**Attendance:** 11,282

- Redshirt freshman Dequan Finn threw for 257 yards and four touchdowns in the victory, with junior Bryant Koback pacing the Rockets on the ground with 135 yards and two touchdowns.
- Koback, who also was the recipient of one of Finn's scoring tosses, now has 45 career rushing touchdowns, one more than Kareem Hunt (2013-16). Chester Taylor holds the all-time record with 56 from 1998-2001.
- He has rushed for over 100 yards in five-straight games and 13 times in his career.
- Junior Matt Landers caught a team-high five passes for 57 yards and was one of 10 Rockets to catch a pass.
- Junior Jamal Hines led Toledo's defensive effort with seven tackles and 2.5 sacks.
- Toledo kept alive its streak of 12 straight seasons without a losing record. The Rockets have not had a losing season since 2009.

## Team Statistics

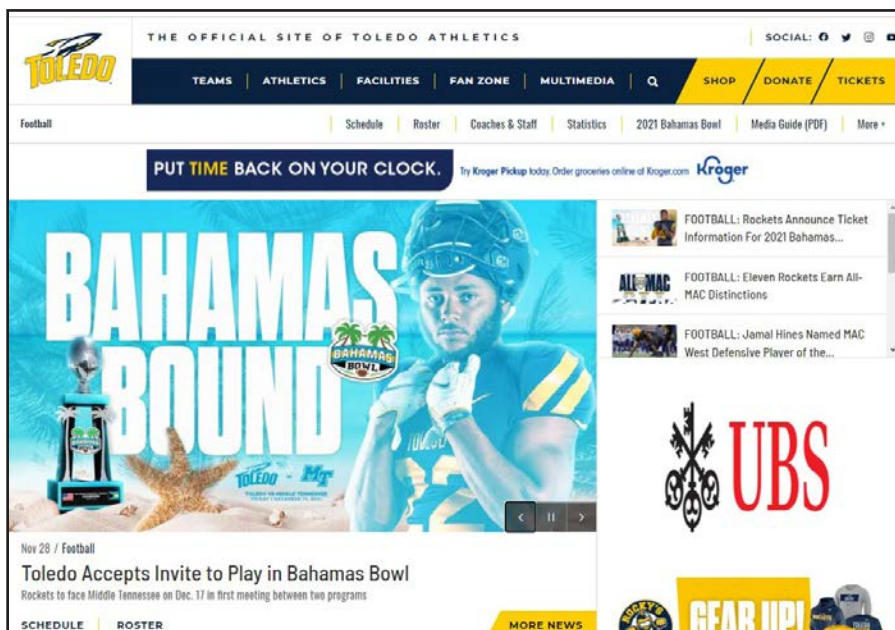
Statistic	AKRON	TOL
FIRST DOWNS	13	31
Rushing (Net)	190	281
Avg. Per Rush	5.1	6.7
Rushing TDs	0	3
PASSING (Net)	175	301
Comp.-Att.-Int.	13-30-0	21-35-0
TDs	2	4
TOTAL OFFENSE	365	582
Plays	67	77
Avg. / Play	5.4	7.6
Fumbles - Lost	0-0	1-0
Penalties - Yds.	3-25	10-63
Punts - Yds.	7-282	4-175
Avg. / Punt	40.3	43.8
Punt Returns-Yds.-TDs	0-0-0	4-40-0
Kickoff: Total - Yds. - TDs	6-106-0	3-54-0
Kickoff: Avg. / Return	17.7	18.0
INT: Total - Yds. - TDs	0-0-0	0-0-0
Poss. Time	27:02	32:58
3rd. Down Conv.	9-18	9-15
4th. Down Conversions	0-2	1-2
Red-Zone TDs	1-2	2-2
Sacks: Total - Yds.	1-21	5-23
PAT	2-2	7-7
Field Goals	0-0	0-0

# FIND THE ROCKETS ONLINE

## Social Media Directory

	Twitter	Instagram	Facebook
<b>Main Athletics Account</b>	@ToledoRockets	utrockets	Toledo Rockets
<b>Baseball</b>	@ToledoBaseball	toledobaseball	Toledo Rockets
<b>Men's Basketball</b>	@Toledo_MBB	toledombb	Toledo Rockets Basketball
<b>Women's Basketball</b>	@ToledoWBB	toledo_wbb	Toledo Women's Basketball
<b>Men's &amp; Women's XC</b>	@ToledoXCTF	toledoxctf	Toledo Rockets
<b>Football</b>	@ToledoFB	toledofootball	Toledo Rockets
<b>Men's Golf</b>	@ToledoMGolf	toledomgolf	University of Toledo Men's Golf
<b>Women's Golf</b>	@toledowgolf	toledowgolf	University of Toledo Women's Golf Team
<b>Women's Soccer</b>	@ToledoSoccer	toledosoccer	Toledo Women's Soccer
<b>Softball</b>	@ToledoSoftball	toledosoftball	Toledo Rockets Softball
<b>Women's Swimming &amp; Diving</b>	@Toledoswimdive	toledoswimdive	Toledo Swim Dive
<b>Men's Tennis</b>	@ToledoMTennis	toledomtennis	Toledo Rocket Men's Tennis
<b>Women's Tennis</b>	@ToledoWTennis	toledowtennis	Toledo Rocket Women's Tennis
<b>Women's Track &amp; Field</b>	@ToledoXCTF	toledoxctf	Toledo Rockets
<b>Women's Volleyball</b>	@Toledo_VB	toledo_vb	University of Toledo Volleyball

Visit **UTRockets.com**



## UTROCKETS.COM

*Official Website of the Toledo Rockets*

For the most complete information on all University of Toledo athletics teams, log on to the official website: UTRockets.com. Once there, you can find everything you need to keep you informed and up-to-date on the Midnight Blue and Gold.

- Rosters
- Schedules
- Stats
- Photos
- Interviews
- Featured Stories
- Live Video & Audio Streaming via Rocket Vision

UTRockets.com is part of the Sidarm network of college athletics websites.



# ALL MAC



**BRYCE HARRIS**  
FIRST TEAM

**TYCEN ANDERSON**  
FIRST TEAM

**JONATHAN JONES**  
SECOND TEAM

**BRYANT KOBACK**  
FIRST TEAM

**SAM WOMACK**  
FIRST TEAM

**DEVIN MADDOX**  
SECOND TEAM

**JAMAL HINES**  
FIRST TEAM

**DESJUAN JOHNSON**  
SECOND TEAM

**VITALIY GURMAN**  
THIRD TEAM

**DYONTAE JOHNSON**  
THIRD TEAM

**MAXEN HOOK**  
THIRD TEAM

