



**BOWL
SEASON™**

**A CELEBRATION OF
COLLEGE FOOTBALL**

**2021-2022
MEDIA GUIDE**

TABLE OF CONTENTS

BOWL SEASON: A Celebration of College Football

Bowl Season.....	1
2021-22 Bowl Schedule	2-5
Executive Director	6
Executive Committee.....	7

BOWL SEASON GAMES 2021-21

Bahamas Bowl.....	8-11
Tailgreeter Cure Bowl.....	12-15
RoofClaim.com Boca Raton Bowl.....	16-19
Cricket Celebration Bowl.....	20-21
New Mexico Bowl.....	22-25
Radiance Technologies Independence Bowl.....	26-29
LendingTree Bowl.....	30-32
Jimmy Kimmel LA Bowl Presented by Stifel.....	34-35
R+L Carriers New Orleans Bowl.....	36-39
Myrtle Beach Bowl.....	40-41
Famous Idaho Potato Bowl.....	42-46
Tropical Smoothie Cafe Frisco Bowl.....	48-51
Lockheed Martin Armed Forces Bowl.....	52-55
Union Home Mortgage Gasparilla Bowl.....	56-58
EasyPost Hawai'i Bowl.....	60-63
TaxAct Camellia Bowl.....	66-67
Quick Lane Bowl.....	68-71
Military Bowl Presented by Peraton.....	72-75
TicketSmarter Birmingham Bowl.....	76-78
SERVPRO First Responder Bowl.....	80-83
AutoZone Liberty Bowl.....	84-87
San Diego County Credit Union Holiday Bowl.....	88-89
Guaranteed Rate Bowl.....	90-93
Wasabi Fenway Bowl.....	94-95
New Era Pinstripe Bowl.....	96-99
Cheez-It Bowl.....	100-103
Valero Alamo Bowl.....	104-107
Duke's Mayo Bowl.....	108-111
Transperfect Music City Bowl.....	112-115
Chick-Fil-A Peach Bowl.....	116-120
SRS Distribution Las Vegas Bowl.....	122-125
Capital One Orange Bowl (CFP Semifinal).....	126-129
Goodyear Cotton Bowl Classic (CFP Semifinal).....	130-135
TaxSlayer Gator Bowl.....	136-139
Tony the Tiger Sun Bowl.....	140-143
Barstool Sports Arizona Bowl.....	144-146
Outback Bowl.....	148-151
PlayStation Fiesta Bowl.....	152-155
VRBO Citrus Bowl.....	158-161
Rose Bowl Game Presented by Capital One Venture X.....	162-165
Allstate Sugar Bowl.....	166-170
TaxAct Texas Bowl.....	172-175
College Football Playoff National Championship.....	176-178
All-Time Bowl Individual and Team Records.....	180-192
Champions Award.....	193



Bowl Season is one of the greatest and longest running traditions in American sports, taking place in late December and running through New Year's Day, and has been college football's post-season for over 100 years. It promotes the grand tradition of the bowl system and its endearing value to student-athletes, highlighting the broader university and college communities, including spirit squads, marching bands, athletic staff and fans. Bowl Season spotlights the distinctiveness of each of the bowl games along with their histories and traditions and their proud communities - embracing and honoring the bowl experience for present and future generations.



2021-2022 BOWL SEASON SCHEDULE



DEC. 17

**Thomas Robinson
Stadium**

Nassau, The Bahamas

12:00 PM ET



DEC. 17

**Exploria
Stadium**

Orlando, FL

6:00 PM ET



DEC. 18

**FAU
Stadium**

Boca Raton, FL

11:00 AM ET



DEC. 18

**Mercedes Benz
Stadium**

Atlanta, GA

12:00 PM ET



DEC. 18

**University
Stadium**

Albuquerque, NM

2:15 PM ET



DEC. 18

**Independence
Stadium**

Shreveport, LA

3:30 PM ET



DEC. 18

**Hancock Whitney
Stadium**

Mobile, AL

5:45 PM ET



DEC. 18

**SoFi
Stadium**

Los Angeles, CA

7:30 PM ET



DEC. 18

**Caesars
Superdome**

New Orleans, LA

9:15 PM ET



DEC. 20

**Brooks
Stadium**

Conway, SC

2:30 PM ET



DEC. 21

**Albertsons
Stadium**

Boise, ID

3:30 PM ET



DEC. 21

**Toyota
Stadium**

Frisco, TX

7:30 PM ET



BOWL
SEASON™

2021-2022 BOWL SEASON SCHEDULE



DEC. 22

**Amon G. Carter
Stadium**
Fort Worth, TX

8:00 PM ET



DEC. 23

**Raymond James
Stadium**
Tampa, FL

7:00 PM ET



DEC. 24

**Aloha
Stadium**
Halawa, HI

8:00 PM ET



DEC. 25

**Cramton
Bowl**
Montgomery, AL

2:30 PM ET



DEC. 27

**Ford
Field**
Detroit, MI

11:00 AM ET



DEC. 27

**Navy-Marine Corps
Memorial Stadium**
Annapolis, MD

2:30 PM ET



DEC. 28

**Protective
Stadium**
Montgomery, AL

12:00 PM ET



DEC. 28

**Gerald J. Ford
Stadium**
Dallas, TX

3:15 PM ET



DEC. 28

**Liberty Bowl
Memorial Stadium**
Memphis, TN

6:45 PM ET



DEC. 28

**Petco
Park**
San Diego, CA

8:00 PM ET



DEC. 28

**Chase
Field**
Phoenix, AZ

10:15 PM ET



DEC. 29

**Fenway
Park**
Boston, MA

11:00 AM ET



BOWL
SEASON™

2021-2022 BOWL SEASON SCHEDULE



DEC. 29

**Yankee
Stadium**

Bronx, NY

2:15 PM ET



DEC. 29

**Camping World
Stadium**

Orlando, Florida

5:45 PM ET



DEC. 29

Alamadome

San Antonio, TX

9:15 PM ET



DEC. 30

**Bank of America
Stadium**

Charlotte, NC

11:30 AM ET



DEC. 30

**Nissan
Stadium**

Nashville, TN

3:00 PM ET



DEC. 30

**Mercedes Benz
Stadium**

Atlanta, GA

7:00 PM ET



DEC. 30

**Allegiant
Stadium**

Las Vegas, NV

10:30 PM ET



DEC. 31

**Hard Rock
Stadium**

Miami, FL

3:30/7:30 PM ET



DEC. 31

**Cotton Bowl
Stadium**

Dallas, TX

3:30/7:30 PM ET



DEC. 31

**TIAA Bank
Field**

Jacksonville, FL

11:00 AM ET



DEC. 31

**Sun Bowl
Stadium**

El Paso, TX

12:00 PM ET



DEC. 31

**Arizona
Stadium**

Tucson, AZ

2:00 PM ET



BOWL
SEASON™

2021-2022 BOWL SEASON SCHEDULE



JAN. 1

**Raymond James
Stadium**
Tampa, FL

12:00 PM ET



JAN. 1

**State Farm
Stadium**
Glendale, AZ

1:00 PM ET



JAN. 1

**Camping World
Stadium**
Orlando, FL

1:00 PM ET



JAN. 1

**Rose Bowl
Stadium**
Pasadena, CA

5:00 PM ET



JAN. 1

**Caesars
Superdome**
New Orleans, LA

8:45 PM ET



JAN. 4

**NRG
Stadium**
Houston, TX

9:00 PM ET



**NATIONAL
CHAMPIONSHIP**

JAN. 10

**Lucas Oil
Stadium**

Indianapolis, IN

8:00 PM ET



Nick Carparelli, Executive Director, Bowl Season

Nick Carparelli serves as Executive Director of Bowl Season, an appointment announced in December 2019. Widely respected in college football, he brings nearly 30 years of senior leadership in athletics with proven success in university athletic departments, bowl administration, a conference office, a professional sports franchise and a major athletic apparel brand.

In his role with Bowl Season, he oversees operations and direction for the organization that will grow to 43 postseason college football games starting with the 2020-21 season. He is responsible for effectively advancing the Bowl Season's mission and position, supporting bowl game membership, developing new revenue streams, and enhancing industry relationships with the NCAA, conference commissioners, athletic directors, College Football Playoff and bowl staffs.

Carparelli recently spearheaded Bowl Season's rebrand with the tagline "A Celebration of College Football," embracing the grand tradition of the bowl system and its enduring value to student-athletes. Prior to joining Bowl Season, Carparelli served as Senior Director of College Sports at Under Armour, leading the brand's collegiate sports marketing efforts. He managed outfitting partnerships with schools and universities including Notre Dame, Auburn, St. John's, Navy and South Carolina while working closely with athletes, teams and leagues with the goal of growing the brand, creating demand and driving sales by delivering a powerful go-to-market strategy.

In his role, Carparelli was responsible for creating strategic marketing plans, leading a cross-functional team which included product categories, PR, media, digital/social media, retail marketing, events, creative and all distribution channel partners. Serving as the point person and lead negotiator, Carparelli helped Under Armour secure several new strategic partnerships including Wisconsin, UC Berkeley and UCLA - currently the largest footwear and apparel deal in the history of the NCAA.

Prior to joining Under Armour, Carparelli worked as Senior Associate Commissioner for the Big East Conference. He served as the conference's primary football administrator, overseeing operations, officiating, bowl relationships, television and scheduling. Carparelli also served as the conference's liaison with IMG Sports, the league's sponsorship and marketing partner. He chaired the NCAA Football Issues Committee, its postseason bowl licensing subcommittee and served as a member of the NCAA Rules Committee. While at the BIG EAST, Carparelli's annual work with the conference football schedule construction.

Before joining the BIG EAST, Carparelli served as Director of Operations for the New England Patriots during the team's first Super Bowl championship season. Working with legendary head coach Bill Belichick, Carparelli coordinated team travel, directed the club's summer training camp, managed player personnel and supervised game day operations. He also coordinated all aspects of the Patriots' participation in Super Bowl XXXVI, contributed to some of the highest-rated telecasts in college football history. Carparelli led the charge in the creation of the New Era Pinstripe Bowl at Yankee Stadium and in the establishment of the St. Petersburg Bowl now located in Tampa, FL.

Carparelli also served as a football administrator at

Notre Dame prior to his time with the Patriots, where he coordinated all recruiting efforts, created travel and gameday itineraries and oversaw NCAA football compliance matters. He spent two years as a graduate assistant at Syracuse, where he helped the Orange to a win against Colorado in the 1993 Fiesta Bowl. Between Notre Dame and Syracuse, Carparelli assisted in the recruitment of several players who moved on to the NFL, including Donovan McNabb and Justin Tuck.

Originally from Cheshire, Connecticut, Carparelli is a 1990 graduate of Worcester Polytechnic Institute with a bachelor's degree in mechanical engineering. He obtained his Master of Business Administration from Syracuse in 1994. Carparelli currently resides in Severna Park, Maryland with his two sons Nicholas III and Michael.

2021 Bowl Season Executive Committee



Mark Neville
Chair
San Diego County Credit
Union Holiday Bowl



Jeff Hundley
Vice Chair
Allstate Sugar Bowl




Steve Beck
Treasurer
Military Bowl
Presented by Peraton



Missy Setters
Immediate Past Chair
Radiance Technologies
Independence Bowl



Mike Nealy
Past Chair
PlayStation Fiesta Bowl
Guaranteed Rate Bowl



David Fletcher
Past Chair
TaxAct Texas Bowl



Danny Morrison
At-Large Representative
Duke's Mayo Bowl



John Saccenti
Secretary
SRS Distribution
Las Vegas Bowl



Kevin McDonald
Past Chair
Famous Idaho
Potato Bowl

Bahamas Bowl

Game Date: Dec. 17, 2021

Kickoff time (EST): 12:00 p.m.

TV & Radio Network: Bahamas Bowl Radio Network

Conference Tie-ins: Conference USA/Mid-American

Mailing address: 11001 Rushmore Dr.,
Charlotte, NC 28277, (o) 704-973-5050

Website: www.BahamasBowl.com

Facebook: facebook.com/BahamasBowl

Twitter: @TheBahamasBowl



Executive Director: Richard Giannini

(o) 704-973-5050 (c) 601-297-1436

E-mail: richadcgianini@gmail.com

Media contact: Chris Pika

(o) 704-973-5050 (c) 678-908-4853

E-mail: Chris.Pika@bahamasbowl.com

Ticket contact: Mitch Newell

(o) 704-350-3525 (c) 740-816-9200

E-mail: mitch.newell@espn.com

Staff: Lea Miller-Tooley, Director of Sales & Marketing

(o) 704-973-5050 (c) 404-668-7485

E-mail: Lea.Miller@leamillerassociates.com

Kara Tyree, Director of Game Operations

(o) 704-973-5050 (c) 336-420-7820

E-mail: ktyree@theacc.org



Richard Giannini
Executive Director

Team host contact: Tre Stallings (C-USA),

Bob Gennarelli (MAC)

Ticket prices: TBD

Stadium Information: Thomas A. Robinson National Stadium

Capacity/Surface: 15,000 / Natural Grass

Physical address: Queen Elizabeth Sports Centre

Thompson Boulevard

P.O. Box SP-64113, Nassau, Bahamas

Stadium contact: Quinton Brennan, 242-325-0372,

quinton.brennan@nsa-bahamas.com

Contact for ordering phone lines: Bahamas

Telecommunications, 242-225-5282

Press box phone: TBA / Wi-fi available



Chris Pika
Media Contact

Media Credentials and Parking:

Online at www.BahamasBowl.com/media

Top Football Crowd in Stadium History:

13,667 2014 Western Kentucky vs. Central Michigan

Top 5 Crowds in Bowl Game History:

13,667 2014 Western Kentucky vs. Central Michigan

13,585 2017 Ohio vs. UAB

13,123 2019 Buffalo vs. Charlotte

13,510 2018 FIU vs. Toledo

13,422 2016 Eastern Michigan vs. Old Dominion



The Prime Minister's Trophy

Designated team hotels:

Atlantis-Paradise Island

1 Casino Drive, Paradise Island, Bahamas

242-363-3000

ALL U.S. CITIZENS MUST HAVE A PASSPORT TO TRAVEL TO THE BAHAMAS. INFORMATION AT www.passports.state.gov

ALL TRAVELERS MUST OBTAIN A BAHAMAS TRAVEL HEALTH VISA TO VISIT THE BAHAMAS IN 2021. INFO AT travel.gov.bs

Designated media hotel:

Atlantis - Paradise Island

1 Casino Drive

Nassau, Bahamas

242-363-3000

Request rooms through

BahamasBowl.com/media

Local airport: Lynden Pindling International Airport; Air Canada, Air Jamaica, AirTran, American Eagle, Bahamasair, British Airways, Continental, Copa, Cubana, Delta, Frontier, jetBlue, Southwest, Spirit, U.S. Airways, West Jet.

Local tourism bureau: Bahamas Ministry of Tourism, 242-302-2000, contact: Frederica Lightbourn, website: www.bahamas.com.

Prominent area tourist attractions:

Atlantis Resort, Straw Market, Pompey Museum, The Retreat Gardens, Arawak

Bahamas Bowl

Cay, Rawson Square, Ardastra Gardens and Zoo, Junkanoo Museum, The Caves, Fort Montagu.

DIRECTIONS (Note: The bowl recommends using taxis or tour buses to travel within Nassau. All driving in the Bahamas is done from the left-hand side of the road.)

Other Trivia:

- The Bahamas Bowl is the longest-running international FBS bowl game in history as the game will hold its' seventh edition in 2021.
- The Bahamas Bowl is the only international FBS bowl game and the first outside of the U.S. or Canada since the 1937 Bacardi Bowl in Havana, Cuba, a 7-7 tie between Auburn and Villanova.
- The bowl's first two champions – WKU (2014) and Western Michigan (2015) - won their respective conference titles the next season. WKU won C-USA in 2015 and 2016, while WMU won the 2016 MAC title with an undefeated regular season and played in a New Year's Six bowl.
- In 2014, the finish of the inaugural bowl, in which Central Michigan went 75 yards on a pass play and three laterals to score a TD on the final play of regulation, was selected the top play of the bowl season by ESPN's SportsCenter and was a finalist for an ESPY Best Play award.
- Thomas A. Robinson National Stadium, built in 2012 as a gift to the Bahamas from the Peoples Republic of China, was named for the Bahamian track hero who competed in four Olympic Games.

Major Media in the area:

Nassau Tribune	Nassau Guardian	The Punch
The Bahamas Weekly	The Bahamas Journal	ZNS-TV
Eyewitness News	100 JAMZ	KISS FM 96.1
Island 102.9 FM	Guardian Radio 96.9 FM	

Bahamas Bowl

GAME HISTORY

Date	Result	Attendance	TV Rating
Popeyes Bahamas Bowl			
12/24/14	WKU 49, Central Michigan 48	13,667	1.1 ESPN
12/24/15	Western Michigan 45, Middle Tennessee 31	13,123	1.4 ESPN
12/24/16	Old Dominion 24, Eastern Michigan 20	13,422	0.9 ESPN

Bahamas Bowl

12/22/17	Ohio 41, UAB 6	13,585	.62 ESPN
----------	----------------	--------	----------

Makers Wanted Bahamas Bowl

12/21/18	FIU 35, Toledo 32	13,510	ESPN
12/20/19	Buffalo 31, Charlotte 9	13,549	ESPN

Individual Awards:

	Offensive Player of the Game	Defensive Player of the Game
2014	Brandon Doughty, QB, WKU	Derik Overstreet, DL, WKU
2015	Jamauri Bogan, RB, Western Michigan	Grant DePalma, LB, Western Michigan
2016	Ray Lawry, RB, Old Dominion	TJ Ricks, LB, Old Dominion
2017	Dorian Brown, RB, Ohio	Javon Hagan, S, Ohio
2018	Christian Alexander, QB, FIU	Edwin Freeman, LB, FIU
2019	Jaret Patterson, RB, Buffalo	Malcolm Koonce, DE, Buffalo

Memorable Games:

2014: WKU watched a 35-point lead whittled down to one point on the final play of regulation, and Central Michigan scored the final five touchdowns of the game including a three-lateral 75-yard miracle final play. But the Chippewas went for the win on a two-point conversion with no time left, and WKU's Wonderful Terry batted the pass away to give the Hilltoppers a pulsating 49-48 win in the inaugural game.

Top Individual Performances

Brandon Doughty, QB, WKU, 2014 -- Threw for five touchdowns, giving him a nation-leading 49 for the season, and 486 yards, completing 31-of-42 passes in leading the Hilltoppers to a 49-48 win over Central Michigan.

Cooper Rush, QB, Central Michigan, 2014 -- Threw seven touchdown passes, the most in NCAA bowl history, and had five TD throws in the final 12 minutes in leading the Chippewas to five straight scores in the fourth quarter, while throwing for 485 yards in a losing cause in CMU's 49-48 loss to Western Kentucky.

Titus Davis, WR, Central Michigan, 2014 -- Caught six passes for 147 yards and four touchdowns, including the final 15 yards on a three-lateral play with no time remaining, that pulled the Chippewas within one point in what became a 49-48 loss to Western Kentucky.

Jamauri Bogan, RB, Western Michigan, 2015 -- Ran for 215 yards and four touchdowns, powering Western Michigan past Middle Tennessee 45-31 for its first bowl victory.

Dorian Brown, RB, Ohio, 2017 -- Ran for 152 yards on just 12 carries and tied a bowl record with four touchdown runs, which propelled the Bobcats to a 41-6 victory over UAB.

Jaret Patterson, RB, Buffalo, 2019 -- Carried the ball a bowl-record 32 times for 173 yards and two touchdowns to lead the Bulls to their first bowl victory in school history, 31-9 over Charlotte.

2019 Game:

Buffalo running back Jaret Patterson rushed a bowl-record 32 times for 173 yards and two touchdowns to help secure the program's first-ever bowl victory, as the Bulls defeated Charlotte 31-9 in the 2019 Makers Wanted Bahamas Bowl. Patterson was selected as the Offensive Player of the Game and punctuated the victory with his second touchdown run with 1:43 left in the contest. The Bulls' final drive went for 16 plays and spanned 9:07. Patterson accounted for 81 rushing yards on 13 attempts during the drive, as he was handed the ball on the first nine plays of the possession to ice the game. Buffalo defensive end Malcolm Koonce was awarded Defensive Player of the Game honors thanks to his five tackles, two sacks and one forced fumble. Koonce's strip sack of Charlotte quarterback Chris Reynolds was recovered by the Bulls' Ledarius Mack with six seconds remaining in the second quarter and helped the Bulls preserve a 17-0 lead heading into halftime. Buffalo held a slight 282-278 advantage in total offense, and the combined 560 yards were the fewest in Bahamas Bowl history. Charlotte defensive end Markees Watts led all players with 11 tackles, while safety Marquavis Gibbs tallied an interception for the 49ers. Buffalo linebacker James Patterson (Jaret's twin brother) also had an interception for the Bulls. After forcing a three-and-out on Charlotte's first drive of the game, Buffalo marched 61 yards in seven plays to go up 7-0 at the 9:12 mark of the first quarter when Antonio Nunn caught a 12-yard TD pass from Kyle Vantrease. The Bulls went up 14-0 with 3:33 left in the first half on a one-yard sneak by Vantrease. A Buffalo interception set up a 31-yard field goal by Alex McNulty that put the Bulls up 17-0 with 1:25 remaining in the half. Patterson added to the Bulls' lead at 5:22 in the third with a six-yard touchdown run for a 24-0 advantage. Charlotte got on the scoreboard with 2:20 left in the third on a 51-yard touchdown strike from Reynolds to Victor Tucker. The 49ers two-point attempt came up short, which kept the score at 24-6. A 32-yard field goal by Charlotte's Jonathan Cruz cut the deficit to 24-9 with 10:50 to go

Bahamas Bowl

in the game before Patterson and the Bulls put the game away with their final drive. margin to 35-32 and provide a few anxious moments, but the Panthers recovered the ensuing onside kick to seal the victory, and FIU raised the Prime Minister's Trophy as a bowl champion for the first time since 2010.

Score by Quarters	1st	2nd	3rd	4th	Final
Buffalo	7	10	7	7	31
Toledo	0	0	6	3	9

Scoring:

First Quarter: BUF – Nunn 12 pass from Vantrease (McNulty kick)

Second Quarter: BUF - Vantrease 1 rush (McNulty kick); BUF – McNulty 31 FG

Third Quarter: BUF – Jaret Patterson 5 rush (McNulty kick); CLT – Tucker 51 pass from Reynolds (pass failed)

Fourth Quarter: CLT – Cruz 32 FG; BUF – Jaret Patterson 10 rush (McNulty kick)

Team Statistics:	Buffalo	Charlotte
First Downs	19	15
Rushing Att-Yds-TD	46-205-3	31-80-0
Net Yards Passing	77	198
Comp-Att-Int	8-17-1	15-24-1
Total Offensive Plays-Yards	63-282	55-278
Fumbles: Number-Lost	0-1	1-1
Penalties: Number-Yards	2-23	3-20
Time of Possession	33:12	26:48

Individual Statistics

RUSHING

BUF – Jaret Patterson 32-173, 2 TD, Kevin Marks 12-27, Kyle Vantrease 2-5, 1 TD.

CLT – Benny Lemay 13-45, Victor Tucker 1-12, Chris Reynolds 14-10, Micaleous Elder 2-10, Aaron McAllister 1-3.

PASSING

BUF – Vantrease 8-17-1, 77 yds., 1 TD.

CLT – Reynolds 15-24-1, 198 yds., 1 TD.

RECEIVING

BUF – Antonio Nunn 5-53, 1 TD, Zac Lefebvre 2-18, Daniel Lee 1-6.

CLT – Tyler Ringwood 5-64, Cameron Dollar 4-48, Tucker 3-61, 1 TD, Elder 2-18, Ryan Carriere 1-7.

PUNTING

BUF – Jackson Baltar 3-42.7, 47 long.

CLT – Connor Bowler 1-39.0, 39 long.

Tailgreeter Cure Bowl

Game Date: Dec. 17, 2021
Kickoff time (EST): 6:00 p.m.
TV Network: ESPN2
Radio: Bowl Season Radio
Media International TV: ESPN2
National Radio Network: Bowl Season Radio
Satellite Radio: Red Voice Radio
Conference Tie-ins: American Athletic Conference, Conference USA, Mid-American Conference, Sun Belt Conference
Mailing address: 121 South Orange Ave., Orlando, FL 32801
 (o) 833-278-2872 (fax) 833-278-2873



Website: www.CureBowl.com
Facebook: @curebowl
Twitter: @curebowl
Instagram: @curebowl

Executive Director: Alan Gooch
 (o) 407-235-3925 (c) 407-765-8256
 E-mail: agooch@theosf.com

Media Relations: Nate Blythe
 (o) 407-235-3925 (c) 772-240-8742
 E-mail: nblythe@theosf.com

Team Host Contact: Rebekkah Warmus
 Team Host and Bowl Week Hospitality
 (o) 833-278-2873 (c) 321-438-3307
 E-mail: rwarmus@theosf.com

Director of Tickets and Member Relations:
 Matt Stover
 (o) 407-235-3925 (c) 407-456-4796
 E-mail: mstover@theosf.com

Ticket prices: \$20, \$35, \$60, \$80, \$165

Tailgate/RV: Cure Bowl/Orlando Sports Foundation
 833-278-2873

Stadium Information: Exploria Stadium, Orlando
 Capacity/Surface: 25,500 / Natural Grass
 Physical address: 655 W Church St, Orlando, FL 32805
 Stadium contact: Jessica West, 407-868-8290
 Contact for ordering phone lines: Nate Blythe Press box
 phone: N/A / Wi-Fi available

Media Credentials and Parking: Online at
 www.CureBowl.com/mediainfo

Top Football Crowd in Stadium History:
 18,158 2019 Liberty vs Georgia Southern

Top 5 Crowds in Bowl Game History:
 27,213 2016 UCF vs Arkansas State
 19,585 2017 Georgia State vs Western Kentucky
 19,066 2018 Tulane vs Louisiana
 18,536 2015 San José State vs Georgia State (Inaugural game)
 18,158 2019 Liberty University vs Georgia Southern

This Year's Bowl Activities (Tentative Schedule):

Date / Event	Place	Time
Tuesday, December 14, 2021		
Teams Arrive	Universal Orlando Resort	TBA
Welcome Reception	Universal Orlando CityWalk	6:30 p.m.
Wednesday, December 15, 2021		
Team Practice (Team A)		TBA
Team Practice (Team B)		TBA
Cure Bowl Press Conference	Loews Royce Pacific Resort	Noon-1:30 p.m.
Thursday, December 16, 2021		
Team Practices	Exploria Stadium	8 a.m.- Noon
US Hunger Project	CityWalk Lower Landing	3:30-4:30 p.m.
Pep Rally/Battle of the Bands	CityWalk Lagoon & Plaza Stage	5-6:00 p.m.



Alan Gooch
Executive Director



Nate Blythe
Media Contact

Tailgreeter Cure Bowl

Date / Event	Place	Time
Thursday, December 16, 2021 (Cont.) Cure Classic All-Stars Event	Winter Park High School	7:00 p.m.
Friday, December 17, 2021 March 2 Cure Block Party	Church Street Station	2-5:30 p.m.
March 2 Cure	Church Street Station	4:30 p.m.
Cure Bowl Kickoff	Exploria Stadium	6:00 p.m.
Teams Depart	Exploria Stadium	11:00 p.m.

Designated team hotels:

American Athletic Conference
Loews Royal Pacific Resort
6300 Hollywood Way,
Orlando, FL, 32819
Contact: TBA

Sun Belt Conference
Loews Portofino Bay Hotel
5601 Universal Blvd,
Orlando, FL, 32819
Contact: TBA

Designated media hotel:

Loews Sapphire Falls Resort
6601 Adventure Way,
Orlando FL 32819
Contact: TBA

Local airport: Orlando International Airport (MCO); AeroMexico, Air Canada, AirTran, Alaska Airlines, American, British Airways, Continental, Delta, Frontier, JetBlue, Southwest, Spirit, United, US Airways, Virgin America

Regional airport: Orlando-Sanford International Airport (SFB); Allegiant

Local tourism bureau: Visit Orlando, www.visitorlando.com

Prominent area tourist attractions: Universal Orlando Resort™, Walt Disney World, SeaWorld, Kennedy Space Center

DIRECTIONS

>From main arrival airport to stadium:

Take North airport exit to SR436 / Semoran Blvd. and proceed north to SR 408 westbound, exit SR 408 at Orange Blossom Trail and proceed north (right) on Orange Blossom Trail, turn right on Church Street to reach Exploria Stadium.

>From main arrival airport to media hotel:

Head north on Access Rd/Jeff Fuqua Blvd. Continue to follow Jeff Fuqua Blvd 1.7 mi. Use the 2nd from the right lane to continue on S Semoran Blv 0.3 mi. Use the right lane to take the ramp onto FL-528 W/FL-528 Toll W (Toll road). Continue on FL-528 W/FL-528 Toll W to Universal Blvd. Take exit 75A from I-4 E (13.9 mi). Merge onto FL-528 W/FL-528 Toll W (Partial toll road) 10.5 mi. Take exit 259 to merge onto I-4 W toward Tampa (partial toll road) 2.4 mi. Take exit 74B toward Universal 0.6 mi. Turn right onto Sapphire Falls.

>From main media hotel to stadium:

Head west on Sapphire Falls toward Adventure Way. Take I-4 E and S John Young Pkwy to S Tampa Ave (7.4 mi). Turn right onto Hollywood Way 0.2 mi. Turn right onto Universal Blvd 0.4 mi. Use the left 2 lanes to turn left 0.8 mi. Merge onto I-4 E 3.1 mi. Use the right 2 lanes to take for South Street 0.3 mi. Stay straight at the light 0.2 mi. Turn Left onto Church Street 0.5 mi. Arrive at Exploria Stadium 0.5 mi.

Other Trivia:

- The Orlando Sports Foundation saw its goal come to reality in 2015 and was the first college bowl game in history to donate a record-breaking amount of \$1.15 million directly to a charity partner, the Breast Cancer Research Foundation (BCRF) in one lump sum.

- The platform of the Cure Bowl has led to a three-year charitable donation of over \$3.6 million to the Breast Cancer Research Foundation (BCRF).

- Orlando is the only city that annually hosts three postseason college football bowl games – Cure Bowl, Camping World Bowl, Citrus Bowl.

- The inaugural 2015 AutoNation Cure Bowl was the first bowl game that CBS Sports Network produced in its history.

-The first NCAA Football Bowl Subdivision (FBS) national radio broadcast featuring an all-female crew took over the airwaves for the 2019 FBC Mortgage Cure Bowl. The all-female crew included play-by-play voice Jamie She (Orlando, Fla.), color analyst Dani Welniak (Kansas City, Mo.) and sideline reporter Melanie Newman (Atlanta, Ga.).

- The 2019 Cure Bowl between Liberty and Georgia Southern featured the first non-soccer event and college football game played at Exploria Stadium, which opened on Feb. 24, 2017

Major Media in the Area:

Orlando Sentinel
WFTV-TV 9 (ABC)
WOFL-TV 35 (Fox)
WQTM-AM 740 The Game

WESH-TV 2 (NBC)
WKMG-TV 6 (CBS)
WDBO-AM 580 Radio

Tailgreeter Cure Bowl

GAME HISTORY

Date	Result	Attendance	TV Rating
12/19/15	San José State 27, Georgia State 16	18,536	CBSSN
12/17/16	Arkansas State 27, UCF 16	27, 213	CBSSN
12/16/17	Georgia State 27, Western Kentucky 17	19,585	CBSSN
12/15/18	Tulane 41, Louisiana 24	19,066	CBSSN
12/21/19	Liberty 23, Georgia Southern 16	18,158	CBSSN
12/26/20	Liberty 37, Coastal Carolina 34 (OT)	4,488	ESPN

Individual Awards: MVP

2015	Kenny Potter, QB, San Jose State
2016	Kendall Sanders, WR, Arkansas State
2017	Conner Manning, QB, Georgia State
2018	Darius Bradwell, RB, Tulane
2019	Jessie Lemonier, DE, Liberty
2020	Malik Willis, QB, Liberty

Memorable Games:

2020: The No. 23 Liberty Flames won their second-consecutive FBC Mortgage Cure Bowl, in thrilling fashion by blocking a 42-yard field goal in the first overtime against No. 12 Coastal Carolina to secure a 37-34 victory at Camping World Stadium. Liberty junior quarterback Malik Willis rushed for a bowl-record four touchdowns and 150 yards to earn Most Valuable Player accolades. The Chanticleers rally from a 31-19 deficit in the fourth quarter to tie the game at 34-all with 3:01 remaining. In the first overtime, the game-winning 44-yard field goal was struck by senior Alex Barbir.

2019: Liberty won their first bowl game in school history against Georgia Southern with a final score of 23-16. Liberty senior defensive end Jessie Lemonier helped stop the Eagles' triple-option attack by registering eight tackles and two sacks, leading him to be named the Most Valuable Player. To date, the FBC Mortgage Cure Bowl has been a platform to donate over \$3.8 million towards its charity partner, the Breast Cancer Research Foundation.

2018: Darius Bradford rushed for two touchdowns and 150 yards to receive MVP honors, leading Tulane to a 41-24 victory over Louisiana at the AutoNation Cure Bowl benefitting the Breast Cancer Research Foundation (BCRF). Tulane set bowl records for net rushing yards (337) and total offensive yards (482). BCRF researcher Dr. Annette Khaled was presented with a check from BCRF representing a total of \$1.1 million in grants that she received.

2017: Conner Manning tossed one touchdown and totaled 276 yards to earn MVP accolades and lead Georgia State over Western Kentucky, 27-17, in the AutoNation Cure Bowl benefitting the Breast Cancer Research Foundation (BCRF). Georgia State earned its first bowl victory in school history. A check was presented to charity partner BCRF for \$3.55 million, showcasing the three-year total donation.

2016: Kendall Sanders caught three touchdown passes and accumulated 127 yards to earn MVP honors, leading the Arkansas State over UCF, 31-13, in the AutoNation Cure Bowl presented by Florida Hospital. The game featuring the hometown Knights was played in front of a crowd of 27,213 at Camping World Stadium. AutoNation and Orlando Sports Foundation teamed up to present a charitable donation of \$1.15 million to the Breast Cancer Research Foundation (BCRF) at the end of the first quarter.

2015: Game sponsor AutoNation presented a \$1 million check to the Breast Cancer Research Foundation following the end of the first quarter. At halftime, the Orlando Sports Foundation presented the BCRF with a check for \$150,000. It is the largest donation ever made by a bowl game to a charitable cause. With players and coaches on both teams having been effected by cancer -- San Jose State safety Simon Connette lost his mother to the disease last spring and Carrizosa's mother is fighting it -- the game took on a special meaning.

Top Individual Performances:

Malik Willis, QB, Liberty, 2020 -- Rushed for a bowl-record four touchdowns and 150 yards to earn MVP honors and aid Liberty to an OT victory at the FBC Mortgage Cure Bowl. He finished 19-of-26 with 220 yards through the air and two interceptions.

Jessie Lemonier, DE, Liberty, 2019 -- Registered eight tackles and two sacks at the fifth annual FBC Mortgage Cure Bowl leading the Liberty Flames to defeat the Georgia Southern Eagles 23-16.

Darius Bradwell, RB, Tulane, 2018 -- Rushed for a bowl-record 150 yards on 35 carries and two touchdowns in the fourth annual AutoNation Cure Bowl. Bradwell sealed the game with a four-yard touchdown in the final four minutes to earn MVP honors.

Conner Manning, QB, Georgia State, 2017 -- Threw for 276 yards and one touchdown in leading Georgia State to a 27-17 victory over Western Kentucky in the third annual AutoNation Cure Bowl. Manning also added 24 yards on the ground and connected with WR Tamir Jones for a 49-yard reception.

Kendall Sanders, WR, Arkansas State, 2016 -- Caught touchdown passes of 75 yards, 17 yards and 12 yards to earn MVP honors in helping Arkansas State defeat UCF, 31-13, in the 2016 AutoNation Cure Bowl. Saunders finished with five receptions for 127 yards and three touchdowns.

Kenny Potter, QB, San Jose State, 2015 -- Scored on a 42-yard run and threw a 1-yard touchdown pass to Josh Oliver in San Jose State's 27-16 comeback victory over Georgia State in the inaugural AutoNation Cure Bowl.

Tailgreeter Cure Bowl

Last Year's Game:

The No. 23 Liberty Flames won their second-consecutive FBC Mortgage Cure Bowl, in thrilling fashion by blocking a 42-yard field goal in the first overtime against No. 12 Coastal Carolina to secure a 37-34 victory at Camping World Stadium. Liberty quarterback Malik Willis rushed for a bowl-record four touchdowns and 150 yards to earn Most Valuable Player accolades. The back-and-forth contest saw the Chanticleers rally from a 31-19 deficit in the fourth quarter to tie the game at 34-all on a five-yard reception by wide receiver Greg Lastushko from quarterback Grayson McCall, who finished with 318 yards passing and three touchdowns, with 3:01 remaining. With Liberty inside the five-yard line with less than 60 seconds on the clock of a tie game, linebacker Jeffrey Gunther forced a fumble, which was recovered by safety Alex Spillman to extend the game into overtime for the Chanticleers. In the first overtime, the game-winning 44-yard field goal was struck by Alex Barbir. The ensuing 42-yard field goal from the Chanticleers was blocked by the Flames' defensive tackle Elijah James. A bowl-record was eclipsed by Coastal Carolina wide receiver Jaivon Heiligh with 11 receptions for 178 yards.

Score by Quarters	1st	2nd	3rd	4th	Final
Liberty	14	3	7	10	37
Coastal Carolina	0	13	6	15	34

Scoring:

First Quarter: Liberty – Johnny Huntley 57-yd pass from Stephen Calvert

Second Quarter: Georgia State – Wesley Kennedy III 10-yd run; Liberty – Joshua Mack 3-yd run; Liberty – Alex Probert 46-yd field goal

Third Quarter: Liberty – Antonio Gandy-Golden 14-yd pass from Stephen Calvert; Georgia Southern – Tyler Bass 28-yd field goal; Georgia Southern – Tyler Bass 30-yd field goal

Fourth Quarter: Tyler Bass 35-yd field goal

Team Statistics:	Liberty	Coastal Carolina
First Downs	26	26
Rushes- Net Yards	42-255	33-165
Net Yards Passing	220	318
Comp-Att-Int	29-19-2	32-21-1
Total Plays	71	65
Total Net Yards	475	483
Fumbles Lost	1-1	1-0
Penalties-Yards	5-53	7-60
Time of Possession	30:49	29:11

Individual Statistics

RUSHING

Liberty-WILLIS, M. 21-137; MACK, J. 14-105; PICKETT, P. 4-15; BOLLINGER, M. 1-4; LOUIS, S. 1-minus 2; Team 1-minus 4. Coastal Carolina-McCall, Grayson 15-96; Marable, CJ 7-43; Jones, Shermari 5-21; White, Reese 5-10; TEAM 1-minus 5.

PASSING

Liberty-WILLIS, M. 19-29-2-220. Coastal Carolina-McCall, Grayson 21-32-1-318.

RECEIVING

Liberty-STUBBS, DJ 5-68; DOUGLAS, D. 5-51; SHAA, K. 3-35; MACK, J. 3-22; HUNTLEY, J. 2-34; FRITH, N. 1-10. Coastal Carolina-Heiligh, Jaivon 13-178; Likely, Isaiah 5-84; Latushko, Greg 2-48; Marable, CJ 1-8.

PUNTING

Liberty-SCRUGGS, J. 1-59. Coastal Carolina-Matts, Brayden 1-3; Spillum, Alex 1-0.

SACKS

Liberty-CLARK, T. 0-2; PIERRE, A. 0-1; JOHNSON, D. 0-1. Coastal Carolina-Kelly, Silas 0-1; Geiger, Travis 0-1.

TACKLES

Liberty-BUTLER, A. 3-6; SCRUGGS, J. 5-3; HASKINS, M. 5-2; PIERRE, A. 5-1; CLARK, T. 2-3; JOHNSON, D. 2-2; STONE, C. 2-2; MEGGINSON, C. 2-1; DUPREE, T. 2-0; JAMES, E. 1-1; DARKO, D. 1-0; TERRELL, M. 1-0; WASHINGTON, A. 1-0; SIBLEY, T. 1-0; DABNEY, E. 1-0; REESE, Q. 1-0; TREADWELL, J. 1-0; BRUMM, B. 0-1; GLAIZE, M. 0-1; ALEXANDER, B. 0-1. Coastal Carolina-Makonzo, Enock 6-4; Gunter, Jeffrey 5-3; Kelly, Silas 4-4; Spillum, Alex 5-2; Matts, Brayden 4-1; Jackson, Tarron 2-3; Gallagher, Teddy 2-3; Strong, D'Jordan 2-2; Bush, Derick 3-0; Brewer, C.J. 3-0; Geiger, Travis 0-2; Morris, Jordan 1-0; Johnson II, KJ 1-0; Stokes Jr., Manny 0-1; Lampkin, Willie 0-1; Bruce, Shane 0-1; Heiligh, Jaivon 0-1.

RoofClaim.com Boca Raton Bowl

Game Date: Dec. 18, 2021
Kickoff time (EST): 11:00 a.m.
TV & Radio Network: ESPN, ESPN Radio
Conference Tie-ins: American Athletic Conference, Conference USA, Mid-American Conference, Mountain West Conference, Sun Belt Conference and Independent – Liberty University.



Mailing address:
Boca Raton Bowl
1515 North Federal Highway, Suite 304
Boca Raton, FL 33432
(o) 561-362-3660

Website: www.TheBocaRatonBowl.com
Facebook: facebook.com/bocabowl
Twitter: @BocaBowl

Executive Director: Doug Mosley
(o) (561) 362-3660 (c) 561-777-5380
Doug.Mosley@espn.com

Ticket contact: 305-341-4791 mention Boca Bowl tickets.

Staff: Rose Parry, Event Coordinator
(o) 561-362-3661 (c) 904-401-1813
Rose.Parry@espn.com

Team host contact:
Doug Mosley
Rose Parry

Ticket prices: \$57 for reserved sideline, \$32 for reserved end zone
Tailgate/RV: \$20 in open lots, \$100 in RV lot

Stadium Information: FAU Stadium
Capacity/Surface: 29,419 / Natural grass
Physical address: 777 Glades Road, Boca Raton, FL 33431

Stadium contact: Russell Philipp, FAU, 706-766-3350, rphilipp@fau.edu
Contact for ordering phone lines: Russell Philipp, 706-766-3350 or Chris Ryder, FAU, 561-297-1006, ryderc@fau.edu

Media Credentials and Parking:
Rose Parry 561-363-3662;
Rose.Parry@espn.com

Top Football Crowd in Stadium History:
30,811 2019 Florida Atlantic vs. Miami

Top 5 Crowds in Bowl Game History:
29,400 2014 Marshall vs. Northern Illinois
25,912 2017 FAU vs. Akron
25,908 2015 Toledo vs. Temple
24,726 2016 Western Kentucky vs. Memphis
23,178 2019 SMU vs FAU



Doug Mosley
Executive Director



Rose Parry
Event Coordinator



Championship

This Year's Bowl Activities (Tentative Schedule):

Date / Event	Place	Time
Tuesday, December 14		
Team Arrival	Palm Beach International	TBD
Head Coaches Press Conference	TBD	TBD
Team Welcome Parties	Wyndham Boca Raton & Marriott Palm Beach Gardens	7 p.m.
Wednesday Decemeber 15		
Beach Parties	TBD	3 p.m.

RoofClaim.com Boca Raton Bowl

Thursday, December 16

Beach Parties	TBD	3 p.m.
---------------	-----	--------

Friday, December 17

Joint Media Availability	TBD	TBD
Pep Rallies	TBD	TBD

Saturday, December 18

Boca Raton Bowl	FAU Stadium	11 a.m.
-----------------	-------------	---------

Designated team hotels:

TBD

Designated media hotel:

TBD

Local airport: Palm Beach International Airport; Air Canada, AirTran, Allegiant Air, American, Bahamas Air, Delta, Frontier, JetBlue, PEOPLExpress, Silver Airways, Southwest, Spirit, United, United Connection, USA Airways

Local tourism bureau: Discover Palm Beach County, 800-554-7256, www.palmbeachfl.com

Prominent area tourist attractions:

Boca Raton – Boca Raton Resort & Club (beaches, golf), Gumbo Limbo Nature Center, Seminole Casino Coconut Creek

West Palm Beach – PGA National Resort & Spa (golf), Singer Island (beaches), Peanut Island Park, Loggerhead Marine Life Center, Lion Country Safari

DIRECTIONS

>From main arrival airport to FAU stadium:

Exit the airport by going west on James L Turnage Blvd 495 ft. Keep right 0.2 mi. Keep left to continue toward James L Turnage Blvd 0.3 mi. Continue straight onto James L Turnage Blvd 0.6 mi. Take the ramp onto I-95 S 1.6 mi. Follow I-95 S to NW 51st St/Yamato Rd in Boca Raton. Take exit 48 from I-95 S (20.0 mi). Merge onto I-95 S 19.5 mi. Take exit 48 toward NW 51st St/Yamato Rd 0.5 mi. Continue on NW 51st St/Yamato Rd. Take NW 2nd Ave/NW Boca Raton Blvd and NW 40th St/ Spanish River Blvd to FAU Boulevard (2.9 mi). Use the left 2 lanes to turn left onto NW 51st St/Yamato Rd (signs for Boca Raton) 0.4 mi. Use the right lane to stay on NW 51st St/Yamato Rd 0.3 mi. Turn right onto NW 2nd Ave/NW Boca Raton Blvd 0.6 mi. Turn right onto NW 40th St/Spanish River Blvd 0.8 mi. Turn left onto NW 8th Ave/FAU Boulevard. Continue to follow NW 8th Ave 0.3 mi. Slight right onto FAU Boulevard. Stadium is on the right.

>From main arrival airport to media hotel:

TBD

>From media hotel to FAU stadium:

TBD

Other Trivia:

- The Spirit of Giving Network has been the official charity partner since the inception of the Cheribundi Boca Raton Bowl.

Major Media in the area:

Sun-Sentinel	ESPN 106.3 Radio	WPTV-TV 5 (NBC)
WPEC-TV 12 (CBS)	WFLX-TV 29 (FOX)	WPBF-TV 25 (ABC)
Palm Beach Post		

RoofClaim.com Boca Raton Bowl

GAME HISTORY

Date	Result	Attendance	TV Rating
Boca Raton Bowl			
12/23/14	Marshall 52, Northern Illinois 23	29,419	1.4 ESPN
Marmot Boca Raton Bowl			
12/21/15	Toledo 32, Temple 17	25,908	1.3 ESPN
Boca Raton Bowl			
12/20/16	Western Kentucky 51, Memphis 31	24,726	1.5 ESPN
Cheribundi Tart Cherry Boca Raton Bowl			
12/19/17	Florida Atlantic 50, Akron 3	25,912	.95 ESPN
Cheribundi Boca Raton Bowl			
12/18/18	UAB 37, Northern Illinois 13	22,614	ESPN
12/21/19	FAU 52, SMU 28	23,178	2.2 ESPN
RoofClaim.com Boca Raton Bowl			
12/22/20	BYU 49, UCF 23	6k sold out	1.5 ESPN

*Limited 20% capacity restriction due to COVID. Sold out 20% capacity.

Individual Awards:

Offensive Most Valuable Player

2014 Rakeem Cato, QB, Marshall
 2015 Phillip Ely, QB, Toledo
 2016 Anthony Wales, Western Kentucky
 2017 Jason Driskel, Florida Atlantic
 2018 Xavier Ubosi, UAB
 2019 Chris Robinson, FAU
 2020 Zach Wilson, BYU

Defensive Most Valuable Player

Jermaine Holmes, LB, Marshall
 Ja'Wuan Woodley, LB, Toledo
 Keith Brown, Western Kentucky
 Azeez Al-Shaair, Florida Atlantic
 Anthony Rush, UAB
 Rashad Smith, FAU

Special Teams Most Valuable Player

2020 Caleb Christensen, BYU

Memorable Games:

- 2020: Nationally ranked No.16 BYU Cougars had a historic night breaking records on their way to victory over UCF, 49-23. The Cougars tied the RoofClaim.com Boca Raton Bowl record for most points scored in a quarter, with 21 in the first. BYU went on to break the bowl record for points in a half with 35 points in the first half. The Cougars crushed another bowl record for most first downs in the bowl game with 34 total.
- 2019: FAU was led by defensive coordinator Glenn Spencer, who was named interim coach for the bowl game after Lane Kiffin was announced the new head coach at Ole Miss. FAU (11-3) was down a few starters in addition to their head coach, but still managed to dominate SMU (10-3) with a final score of 52-28 in the sixth annual bowl game.
- 2017: In a matchup of head coaches with notable family ties, Lane Kiffin and his Florida Atlantic Owls topped Terry Bowden's Akron Zips, 50-3. The victory gave Florida Atlantic a 10-game win streak to close out its first season under Kiffin.
- 2016: A battle between two of the nation's top-ranked offenses resulted in the expected fireworks with combined totals of 82 points, 56 first downs and nearly 1,100 total yards. Offensive MVP Anthony Wales had 245 yards rushing for WKU and both teams'quarterbacks finished with well over 300 passing yards.
- 2015: Toledo's senior quarterback and offensive MVP Phillip Ely rallied the Rockets in the fourth quarter to clinch a 32-17 win over No. 24 Temple. Ely completed 20-of-28 pass attempts for 285 yards and two touchdowns.
- 2014: Marshall quarterback Rakeem Cato threw a touchdown pass in his 46th consecutive game, tying an NCAA record, and had two other scoring passes in leading the Thundering Herd to a 52-23 win over Northern Illinois in the inaugural game.

Top Individual Performances:

- Chris Robinson, QB, Florida Atlantic, 2019 - Set a Cheribundi Boca Raton Bowl record with 27 completions (in 37 attempts) for 305 yards and two touchdowns.
- Devin Singletary, RB, Florida Atlantic, 2017- Recorded three touchdowns for a total of 32 rushing scores on the season, a Conference USA single-season record.
- Anthony Wales, RB, Western Kentucky, 2016 – Set Boca Raton Bowl records with 245 rushing yards and three TDs.
- Riley Ferguson, QB, Memphis, 2016 -- Threw for a new Boca Raton Bowl record four TDs and 372 yards. Phillip Ely, QB, Toledo, 2015 -- Threw for 285 yards and two touchdowns in a game-long driving rainstorm.
- Tommy Shuler, WR, Marshall, 2014 -- Caught 18 passes, tying for the third-most in NCAA bowl history, for 185 yards and a touchdown. Shuler broke Conference USA's record for career catches with 322.
- Rakeem Cato, QB, Marshall, 2014 – Capped a record-setting career with three touchdown passes for 281 yards and two rushing TDs. Cato extended his streak of consecutive games with at least one touchdown pass to 46, tying the NCAA all-division record.

RoofClaim.com Boca Raton Bowl

Last Year's Game:

Florida Atlantic scored twice in the final minute of the first half to take a 28-14 lead. It never relinquished en route to a 52-28 victory over SMU in the 6th annual Cheribundi Boca Raton Bowl.

After SMU (10-3) tied the game at 14 on Xavier Jones' one-yard run with 2:12 remaining in the half, FAU swiftly moved 75 yards in seven plays, capped off by a James Charles 15-yard touchdown run at the one-minute mark. On the first play after the ensuing kickoff, Shane Buechele's pass was intercepted by defensive MVP Rashad Smith (11 tackles, and a fumble recovery to go with the interception) at the SMU 35 and returned to the 13-yard line. Offensive MVP Chris Robison's 13-yard pass to Brandon Robinson on the next play gave the Owls the two-score lead heading into the locker room.

FAU added two touchdowns in the third quarter, while holding SMU scoreless and entered the final quarter with an insurmountable 42-14 lead.

Robison set a Cheribundi Boca Raton Bowl record with 27 completions (in 37 attempts) for 305 yards and two touchdowns. Charles added two scores on the ground. FAU tied the bowl record with its 52 points and the combined 80 points were the second most in the bowl's history. FAU punter Matt Hayball, the game's special teams MVP, set a bowl record with a 48-yard average on five punts.

SMU quarterback Shane Buechele also completed 27 passes and threw for over 300 yards (27-47 for 303) while wide receiver James Proche caught nine passes for 86 yards and a touchdown.

FAU was led by defensive coordinator Glenn Spencer, who was named interim coach after Lane Kiffin became the head coach at Ole Miss. The Owls finished the season 11-3, matching the best record in school history, achieved previously in 2017 when they also ended the season with a Boca Raton Bowl victory.

24-10 lead. The Huskies cut it to 27-13 early in the third, but a little over two minutes later, Johnston found Ubosi down the sideline for his third score. Nick Vogel kicked three field goals for UAB.

Score by Quarters	1st	2nd	3rd	4th	Final
SMU	0	14	0	14	28
FAU	7	21	14	10	52

Cricket Celebration Bowl

Game Date: Dec. 28, 2021

Kickoff time (EST): 12:00 p.m.

TV & Radio Network: TBD

Conference Tie-ins: Mid-Eastern Athletic Conference & Southwestern Athletic Conference

Mailing address: 5555 Glenridge Connector
Suite 350 Atlanta, Ga 30342

Website: www.thecelebrationbowl.com

Facebook: facebook.com/thecelebrationbowl

Twitter: @celebrationbowl

Executive Director: John Grant

(o) 404-799-4915 (c) 404-403-0296

Email: john.t.grant@espn.com

Media contact: Michelle Jinks

(c) 704-856-9320

TheSportsJinks@gmail.com

Project Manager: Edgar Gantt

(o) 404-799-4921 (c) 404-702-6193

Email: Edgar.A.Gantt@espn.com

PR & Social Media: William Harper

(o) 678-994-2662

Email: William.Harper@espn.com

Ticket prices: TBD

Tailgate/RV: Miles Hamilton, Georgia World Congress Center, 404-223-4109; Marshalling Yard

Stadium Information: Mercedes Benz Stadium
Capacity/ surface: 71,000 (expandable to 83,000)/ Field Turf

Physical Address: One AMB Drive, Atlanta, Ga 30313

Stadium Contact: Heather Sautter, Director,
Corporate & Marketing Communications
404-394-1465, HSautter@ambfo.com

Contact for ordering phone lines: Michelle Jinks,
Media Coordinator, 704-258-4832, jinksmaj@gmail.com

Media Credentials and Parking: Handled online at
www.thecelebrationbowl.com

(<https://clients.sportssystem.com/clients/celebrationbowl>)



John Grant
Executive Director



Michelle Jinks
Media Contact



Championship Trophy

Top Football Crowd in Stadium History:

76,330	2017	Florida State vs. Alabama
--------	------	---------------------------

Top 5 Crowds in Bowl Game History:

35,528	2015	North Carolina A&T vs. Alcorn State
32,968	2019	North Carolina A&T vs. Alcorn State
31,672	2018	North Carolina A&T vs. Alcorn State
31,096	2016	Grambling State vs. North Carolina Central
25,873	2017	North Carolina A&T vs. Grambling State

Cricket Celebration Bowl

Designated team hotels:

Omni Atlanta Hotel
100 CNN Center NW
Atlanta, GA 30303
404 659-0000
www.omnihotels.com/hotels/atlanta-cnn-center

Designated media hotel:

Hilton Atlanta
255 Courtland Street Ne,
Atlanta, GA 30303
Media Hotel Contact: Jordan Haynes
404-221-6816 | jordan.haynes@hilton.com

Local airport: Hartsfield Jackson International Airport; American, Delta, Southwest, Continental, United, Georgia Skies, Silver, Frontier, AirTran, JetBlue, Alaska Airlines, British Airways, Spirit, Virgin America

Local tourism bureau: Atlanta Convention & Visitors Bureau, 404-521-6600, www.atlanta.net

Prominent area tourist attractions: College Football Hall of Fame, Georgia Aquarium, World of Coca-Cola, CNN Center, Martin Luther King Center, High Museum of Art, Atlanta History Center, Center for Civil and Human Rights, Imagine It! Children's Museum, Centennial Olympic Park, Stone Mountain, Six Flags Over Georgia, Atlanta Botanical Gardens, Zoo Atlanta

Directions

>From main arrival to stadium:

Take I-75/I-85 North to Central Avenue Exit 91, turn left on Martin Luther King Jr. Drive, turn right onto Northside Drive, and turn right on Falcon Way heading into the stadium.

>From main arrival airport to media hotel

Take I-75 N/I-85 N, Take exit 248C for Freedom Pkwy toward GA-10 E/Andrew Young International Blvd/Carter Center Keep left, follow signs for Andrew Young International Blvd/World Congress Center/Aquarium/Centennial Olympic Park, Keep left, follow signs for International Blvd, Turn right onto Piedmont Ave NE, Turn left onto Baker St NE, Turn left onto Courtland St NE, Turn left into the hotel.

>From media hotel to stadium

Head north toward Courtland St NE, Turn left onto Courtland St NE, Continue onto Washington St SW, Turn right onto M.L.K. Dr NW/M.L.K. Jr Dr NW, straight to stay on M.L.K. Dr NW/M.L.K. Jr Dr NW, Turn right onto Northside Dr SW into, Mercedes-Benz Stadium.

Major Media in the area:

Atlanta Journal-Constitution
Atlanta Business Chronicle
680 The Fan Radio

WXIA-TV (NBC)
WSB-TV (ABC)

WAGA-TV (Fox)
WGCL-TV (CBS)

New Mexico Bowl

Game Date: Dec. 18, 2021
Kickoff time (EST): 2:15 p.m.
TV & Radio Network: ESPN, ESPN Radio
Conference Tie-ins: C-USA/ACC/MAC/Sun Belt vs Mountain West
Mailing address: 801 University Blvd. SE, Suite 104, Albuquerque, NM 87106
 (o) 505-925-5999 (fax) 505-272-7131
Website: www.NewMexicoBowl.com



Facebook: facebook.com/NewMexicoBowl
Twitter: @NMBowl
Instagram: nmbowl

Executive Director:

Jeff Siembieda
 (o) 505-925-5999 (c) 505-710-8010
 jeffrey.c.siembieda@espn.com
 Facebook: facebook.com/jeff.siembieda

Media contact:

Ryan Kasmiersky, Director of Media Relations
 (c) 214-707-3852
 ryan@breakaway-sports.com

Ticket contact: Cary Colbert, Operations Supervisor
 (c) 214-707-3852
 colbertnewmexicobowl@yahoo.com

Team host contact: Monika Hendrickson,
 Event Coordinator (c) 505-507-1866

Team hosts: Cary Colbert (C-USA/ACC/MAC/Sun Belt)
 Monika Roberts (MWC)

Ticket prices: \$40

Tailgate/RV: Cary Colbert, Operations Supervisor
 (c) 361-244-7123 -or- colbertnewmexicobowl@yahoo.com

Stadium Information: University Stadium
 Capacity/Surface: 37,457 FieldTurf
 Physical address: 1111 University Blvd
 Albuquerque, NM 87106
 Stadium contact: Matt McKernan, 505-249-5260
 Contact for ordering phone lines: Matt McKernan,
 505-249-5260


Media Credentials and Parking: link available at
 NewMexicoBowl.com

Top 5 Crowds in Bowl Game History:

- 34,111 2006 New Mexico vs. San Jose State
 - 32,424 2010 BYU vs. UTEP
 - 30,289 2015 Arizona vs. New Mexico
 - 30,223 2007 New Mexico vs. Nevada
 - 29,688 2016 UTSA vs. New Mexico
- (all games at University Stadium)



Jeff Siembieda
 Executive Director



Ryan Kasmiersky
 Media Contact



Championship Trophy

This Year's Bowl Activities (Tentative Schedule):

Date / Event	Place	Time
Wednesday, December 15, 2021		
Team Arrivals	Team Hotels	TBD
Team Welcome	Dinner Main Event	5:00 p.m.
Thursday, December 16, 2021		
Team Dinner & Event	ABQ Convention Center	5:30 p.m.
Friday, December 17, 2021		
Press Conference	Via Zoom	10:15 a.m.
Team / Kickoff Luncheon	Isleta Resort	11:30 a.m.
Saturday, December 18, 2021		
Gates Open	University Stadium	10:45 a.m.
New Mexico Bowl	University Stadium	12:15 p.m.

New Mexico Bowl

Designated team hotels:

C-USA/ACC/MAC/Sun Belt
Sheraton Uptown
2600 Louisiana Blvd. NE 2101
Albuquerque, NM 87110
505-881-0000 505-881-6800

MWC
Uptown Marriot
Louisiana Blvd NE
Albuquerque, NM 87110

Designated media hotel:

Isleta Resort
11000 Broadway Blvd SE
Albuquerque, NM 87105
505-724-3800

Other Trivia:

- Two of the longest streaks in college football history ended in the second edition of the New Mexico Bowl in 2007. New Mexico's 23-0 win over Nevada gave the Lobos their first postseason victory in 46 years, which at the time was the sixth-longest drought in the country. But an even longer streak ended ... Nevada's shutout was its first since 1980, a span of 329 games which was the second-longest in collegiate history.
- The New Mexico Bowl is New Mexico's only annually nationally televised sporting event.
- The bowl is not the only championship football game ever played at University Stadium. In 1980, Cal Poly faced Eastern Illinois in the Division II national title game, which was hampered by snow. Helicopters had to be brought in to dry the field, which was painted green.
- Snow also hampered the New Mexico Bowl's inaugural contest in 2006, when the game and practice fields had to be snow-plowed so teams could practice and play
- The 15th annual New Mexico Bowl is scheduled to be played in Frisco, Texas due to Covid-19 restrictions in New Mexico.

Major Media in the area:

Albuquerque Journal
(CBS) Associated Press bureau
New Mexico Business Weekly
KKOB Radio 94.5 FM/AM 770

KOAT-TV 7 (ABC)
KABQ-AM 1350 Radio
KQTM-FM 101.7 Radio
KNML Radio – 95.9 FM/AM 610

KRQE-TV 13 (CBS)
KOB-TV 4 (NBC)

New Mexico Bowl

GAME HISTORY

Date	Result	Attendance	TV Rating
New Mexico Bowl			
12/23/06	San Jose State 20, New Mexico 12	34,111	1.81ESPN2
12/22/07	New Mexico 23, Nevada 0	30,223	1.96 ESPN
12/20/08	Colorado State 40, Fresno State 35	24,735	2.2 ESPN
12/19/09	Wyoming 35, Fresno State 28 (2OT)	24,898	2.78 ESPN
12/18/10	BYU 52, UTEP 24	32,424	1.8 ESPN

Gildan New Mexico Bowl

12/17/11	Temple 37, Wyoming 15	25,762	1.54 ESPN
12/15/12	Arizona 49, Nevada 48	24,610	2.1 ESPN
12/21/13	Colorado State 48, Washington State 45	27,104	1.84 ESPN
12/20/14	Utah State 21, UTEP 6	28,725	1.3 ESPN
12/19/15	Arizona 45, New Mexico 37	30,289	1.3 ESPN
12/17/16	New Mexico 23, UTSA 20	29,688	0.9 ESPN
12/16/17	Marshall 31, Colorado State 28	26,087	.75 ESPN
12/15/18	Utah State 52, North Texas 13	25,387	ESPN
12/19/19	San Diego State 48, CMU 11	18,823	ESPN
12/24/20	Hawai'i 28, Houston 14	20,60	ESPN

Individual Awards:

	Offensive MVP	Defensive MVP
2006	James Jones, San Jose State	Matt Castelo, San Jose State
2007	Donovan Porterie, New Mexico	Brett Madsen, New Mexico
2008	Gartrell Johnson, Colorado State	Tommie Hill, Colorado State
2009	Austyn Carta-Samuels, Wyoming	Mitch Unrein, Wyoming
2010	Jake Heaps, BYU	Andrew Rich, BYU
2011	Chris Coyer, Temple	Tahir Whitehead, Temple
2012	Matt Scott, Arizona	Marquis Flowers, Arizona
2013	Connor Halliday, Washington State	Shaquil Barrett, Colorado State
2014	Kent Myers, Utah State	Zach Vigil, Utah State
2015	Anu Solomon, Arizona	Scooby Wright III, Arizona
2016	Lamar Jordan, New Mexico	Dakota Cox, New Mexico
2017	Tyre Brady, Marshall	Channing Hames, Marshall
2018	Jordan Love, Utah State	DJ Williams, Utah State
2019	Jordan Byrd & Jesse Matthews, SDSU	Kyahva Tezino Jr., SDSU
2020	Calvin Turne, Hawai'i	Darius Muasau, Hawai'i

Memorable Games:

2013: Colorado State 48, Washington State 45 -- Colorado State trailed by 22 points (35-13) before coming back to beat Washington State. That's tied for the second-largest deficit overcome to win a non-overtime bowl game in NCAA bowl history. It was also the second straight time that the winning team has scored at least 10 points in the final minute to win the Gildan New Mexico Bowl.

2012: Arizona 49, Nevada 48 -- After the Wolf Pack had taken a seemingly safe 13-point lead with 1:48 left, the Wildcats drove 75 and 51 yards for touchdowns around a successful onside kick to take an improbable win. The two teams combined for 70 first downs and 1,237 offensive yards.

2009: Wyoming 35, Fresno State 28 (2OT) -- After a shocking 11-point comeback to tie the game in the fourth quarter, Wyoming's defense stopped Fresno State's Ryan Mathews -- one of the nation's top three rushers and a first-round NFL draft pick a few months later -- four times on the 1-yard line on the first possession of overtime.

2008: Colorado State 40, Fresno State 35 -- Colorado State's Gartrell Johnson clinched CSU's victory with a 77-yard touchdown run with just under two minutes remaining, the topser of a big night in which Johnson ran for 285 yards.

2007: New Mexico 23, Nevada 0 -- The hometown Lobos ended one of the longest streaks in Division I history, winning a postseason game for the first time in 46 years in ending the nation's sixth-longest winless bowl streak.

Top Individual Performances:

Connor Halliday, QB, Washington State, 2013 -- Went 37-for-58 passing for 410 yards and six touchdowns, all New Mexico Bowl records. He tied the NCAA bowl record for touchdown passes and became the first quarterback in NCAA bowl history to throw for six touchdowns in a loss.

Gartrell Johnson, RB, Colorado State, 2008 -- Set an all-time FBS record for combined rushing and receiving yards in a postseason game with 375 total yards in the Rams' win over Fresno State. He had 285 yards rushing, the second-most ever in a bowl game behind only the 307 of Georgia Tech at the 2004 Humanitarian Bowl. Johnson had 97 yards in the first quarter alone.

Bernard Pierce, RB, and Brandon McManus, K, Temple, 2011 -- Pierce ran for two touchdowns in a 100-yard rushing performance, with his two scores in the game's first 16 minutes giving the Owls the lead for good. McManus then kicked three field goals in the final 17 minutes as Temple posted a 37-15 win over Wyoming.

Matt Scott, QB, Arizona, 2012 -- Scott passed for 382 yards and three touchdowns, two of those scores coming in the final 46 seconds to rally the Wildcats to a 49-48 victory over Nevada. Scott rallied Arizona back from a 17-0 early deficit along with the 13-point deficit in the final two minutes.

New Mexico Bowl

Last Year's Game:

Playing in only their third bowl on the mainland in program history, Hawai'i came to play on defense, forcing three Clayton Tune interceptions, which led to 14 Rainbow Warrior points. Hawai'i wide receiver Calvin Turner stole the show for both the offense and special teams with a 75-yard touchdown reception in the first quarter and a 92-yard kickoff return for a touchdown to extend the Rainbow Warrior lead back to 14 late in the third quarter. Houston, the first team from the American Athletic Conference to participate in the New Mexico Bowl, held the ball for over 11 minutes in the third quarter in effort to tighten the gap with the Rainbow Warriors but could not rebound from the kickoff return.

Score by Quarters		1st	2nd	3rd	4th	Final
Hawai'i		14	7	7	0	28
Houston		0	0	14	0	14
1st:	10:43	Hawai'i	2 plays, 8 yds, TOP 0:35 HAW 7 - HOU 0 Dae Dae Hunter 3 yd pass from Chevan Cordeiro (Matt Shipley kick)			
	3:34	Hawai'i	1 play, 75 yds, TOP 0:12 HAW 14 - HOU 0 Calvin Turner 75 yd pass from Chevan Cordeiro (Matt Shipley kick)			
2nd:	8:05	Hawai'i	7 plays, 80 yds, TOP 3:17 HAW 21 - HOU 0 Jonah Laulu 4 yd pass from Chevan Cordeiro (Matt Shipley kick)			
3rd:	7:39	Houston	17 plays, 75 yds, 7:21 HAW 21 - HOU 7, Nathaniel Dell 7 yd pass from Clayton Tune (Dylan Witherspoon kick)			
	3:45	Houston	5 plays, 83 yds, TOP 2:03 HAW 21 - HOU 14, Christian Trahan 26 yd pass from Clayton Tune (Dylan Witherspoon kick)			
	3:29	Hawai'i	0 plays, 0 yds, TOP 0:00 HAW 28 - HOU 14, Calvin Turner 92 yd kickoff return (Matt Shipley kick)			
Team Statistics:		HAW	HOU			
First Downs		11	20			
Rushes-Net Yards		34-131	38-58			
Net Yards Passing		136	249			
Passing (Comp-Att-Int)		15-23-0	21-43-3			
Total Offensive Yards		267	307			
Fumbles-Lost		1-0	0-0			
Penalties-Yards		3-40	5-25			
Time of Possession		26:56	33:04			

INDIVIDUAL LEADERS

RUSHING

HAW:	Calvin Turner	12 car., 60 yds.
	Dae Dae Hunter	12 car., 44 yds., 1 TD
HOU:	Mulbah Car	15 car., 47 yds.
	Kyle Porter	9 car., 30 yds.

PASSING

HAW:	Chevan Cordiero	15-23-0, 136 yds., 3 TDs
HOU:	Clayton Tune	20-38-1, 216 yds., 2 TDs

RECEIVING

HAW:	Calvin Turner	4 rec., 88 yds., 1 TD
	Jared Smart	3 rec., 33 yds.
HOU:	Nathaniel Dell	6 rec., 112 yds., 1 TD
	Christian Trahan	5 rec., 88 yds., 1 TD

KICKING

HAW:	Adam Stack	7 punts, 289 yds., 3in20
HOU:	Laine Wilkins	7 punts, 306 yds., 3in20, 1 TB

DEFENSE

HAW:	Khoury Bethley	9-5-14, 2 sacks, 3 TFL
	Darius Muasau	5-4-9, 1 sack, 1 INT
HOU:	Hasaan Hypolite	5-5-10, 1 PBU
	Deontay Anderson	7-2-9, 1 sack

Radiance Technologies Independence Bowl

Game Date: Dec. 18, 2021
Kickoff time (EST): 3:30 p.m.
TV & Radio Network: ABC, First Team Radio
Conference Tie-ins: BYU vs. C-USA
Mailing address: P.O. Box 1723 Shreveport, LA 71166
 (o) 318-221-0712 (fax) 318-221-7366
Website: IndependenceBowl.org
Facebook: facebook.com/IndyBowl
Twitter: @IndyBowl



Executive Director: Missy Setters
 (o) 318-221-0712 Ext. 22 (c) 318-347-9927
 E-mail: indybowl@independencebowl.org

Media contact: Erik Evenson
 Director of Media/Community Relations
 (o) 318.221.0712, Ext. 24 (c) 404.368.7481
 E-mail: erik@independencebowl.org

Ticket contact: Melissa Fulco
 (O) 318.221.0712 ext. 26 (C) 318.706.9975
 Email: mfulco@msn.com

Staff: Logan Lewis, Director of Marketing & Memberships, (o) 318-221-0712 Ext. 23
 (c) 318-533-4432,
 E-mail: logan@independencebowl.org

Ann Crouch, Ticketing and Business Operations
 Administrative Assistant
 (o) 318-221-0712 Ext. 27, (c) 318-518-2919,
 ann@independencebowl.org

Team host contact: Jennifer Miller,
 Director of Events and Operations
 (o) 318-221-0712 Ext. 21 (c) 318-455-8905
 E-mail: jennifer@independencebowl.org

Ticket prices: \$30-\$200

Tailgate/RV: State Fair of Louisiana; 318-635-1361

Stadium Information: Independence Stadium
 Capacity/Surface: 48,975 / Field Turf Duraspine Pro
 Physical address: 3301 Pershing Blvd. Shreveport, LA 71109

Stadium contact: Michael Kelly, 318-687-1187, Michael.
 kelly@shreveportla.gov
 Contact for ordering phone lines: Erik Evenson
 Press box phone: 318-673-6875 / Wi-fi available

Media Credentials and Parking: sportssystems.com

Top 5 Football Crowds in Stadium History

50,459 1997 LSU vs. Notre Dame

Top 5 crowds in Bowl Game History:

1. 50,459 1997 LSU vs. Notre Dame
 2. 49,873 1999 Ole Miss vs. Oklahoma
 3. 49,653 2009 Georgia vs. Texas A&M
 4. 49,625 2003 Arkansas vs. Missouri
 5. 48,835 1995 LSU vs. Michigan State
- (all games at Independence Stadium)

This Year's Bowl Activities (Tentative Schedule):

Date / Event	Place	Time
Tuesday, December 14, 2021		
Team Welcome Parties	Various Locations	6 p.m.
Wednesday, December 15, 2021		
Barksdale Air Force Base Visits	Barksdale Air Force Base	TBD
Axe Throwing Competition	Bayou Axe	TBD
Big Game Show	Riverview Theater	6:30 p.m.
Thursday, December 16, 2021		
FCA Breakfast	Shreveport Convention Center	7:30 a.m.
Holy Angels Non-Profit Visit	Holy Angels Facility	TBD
Chairman's VIP Reception	Petroleum Club	7 p.m.
Friday, December 17, 2021		
Pre-Game Press Conference	Independence Stadium	10 a.m.
Media Luncheon	TBD	12:30 p.m.
NCAA Pre-Game Meeting	Independence Stadium	TBD
Mardi Gras Preview	Louisiana Boardwalk	TBD
Pep Rally & Battle of the Bands	Red River District	TBD
Block Party Concert	Red River District	TBD



Missy Setters
Executive Director



Erik Evenson
Media Contact



Championship Trophy

Radiance Technologies Independence Bowl

Saturday, December 18, 2021

Coca-Cola Fanfest & Tailgate
Radiance Technologies Independence Bowl

State Fair Grounds
Independence Stadium

10 a.m.
2:30 p.m.

Designated team hotels:

C-USA– Sam's Town
315 Clyde Fant Parkway
Shreveport, LA 71101
Stan Varner
(318) 429-6850

BYU– Hilton Shreveport
104 Market St.
Shreveport, LA 71101
Lauren Rabb
(318) 698-0534

Designated media hotel:

Residence Inn Shreveport Bossier / Downtown
501 Traffic St., Bossier City, LA 71111
Contact: Poppy Szekeres, (318) 584-7125

Local airport: Shreveport Regional Airport (SHV); United, Delta, American, Allegiant

Local tourism bureau: Shreveport-Bossier Convention and Tourist Bureau, Kelly Wells, 318-429-0632, kwells@sbctb.org

Prominent area tourist attractions:

Louisiana Boardwalk, Casinos (Sam's Town, Eldorado, DiamondJacks, Horseshoe, Boomtown, Margaritaville), Sci-Port Science Center, Harrah's Louisiana Downs, Shreveport Aquarium

DIRECTIONS

>From main arrival airport to stadium:

Exit the Airport by getting onto Monkhouse Dr. going north. Turn right onto the ramp for I-20 East. From I-20, take Exit 14 for Jewella Ave. and turn left onto Jewella Ave. Turn right onto Greenwood Rd. and then Right on Mangum St. Parking is on the left.

Other Trivia:

- The Independence Bowl is the NCAA's 11th-oldest bowl game, established in 1976 and named the Independence Bowl because it was established during the nation's Bicentennial year.
- Six Pro Football Hall of Fame inductees have played or coached in the Independence Bowl: Alan Faneca (LSU), Jimmy Johnson (Oklahoma State), Brett Favre (Southern Miss), Art Monk (Syracuse), Bruce Smith (Virginia Tech) and Willie Roaf (Louisiana Tech).
- 20 College Football Hall of Fame inductees have played or coached in the Independence Bowl, including 2021 inductee Bob Stoops.
- 73 first-round NFL Draft selections have played in the Independence Bowl.

Major Media in the area:

KSLA-TV 12 (CBS)
KTAL-TV 6 (NBC)
Cumulus

KTBS-TV 3 (ABC)
Shreveport Times
Radio Group

KMSS-TV 33 (FOX)
Bossier Press Tribune
Townsquare Media

GAME HISTORY

Date	Result	Attendance	TV Rating
Independence Bowl			
12/13/76	McNeese St. 20, Tulsa 16	19,164	
12/17/77	La. Tech 24, Louisville 14	22,223	
12/16/78	East Carolina 35, La. Tech 13	31,054	
12/15/79	Syracuse 31, McNeese St. 7	27,234	WTBS
12/13/80	Southern Miss 16, McNeese St. 14	42,600	2.5 Mizlou
12/12/81	Texas A&M 33, Oklahoma St. 16	48,600	3.6 Mizlou
12/11/82	Wisconsin 14, Kansas St. 3	46,244	3.7 Mizlou
12/10/83	Air Force 9, Ole Miss 3	41,274	Mizlou
12/15/84	Air Force 23, Va. Tech 7	45,034	2.7 Mizlou
12/21/85	Minnesota 20, Clemson 13	42,845	2.5 Mizlou
12/20/86	Ole Miss 20, Texas Tech 17	46,369	3.0 Mizlou
12/19/87	Washington 24, Tulane 12	44,683	2.0 Mizlou
12/23/88	Southern Miss 38, UTEP 18	20,242	1.8 Mizlou
12/16/89	Oregon 27, Tulsa 24	44,621	1.6 Mizlou
Poulan/Weed Eater Independence Bowl			
12/15/90	La. Tech 34, Maryland 34	48,325	6.2 Mizlou
12/29/91	Georgia 24, Arkansas 15	46,932	2.7 ABC
12/31/92	Wake Forest 39, Oregon 35	31,337	2.4 ESPN
12/31/93	Virginia Tech 45, Indiana 20	33,819	3.1 ESPN
12/28/94	Virginia 20, TCU 10	36,192	3.9 ESPN
12/29/95	LSU 45, Michigan St. 26	48,835	3.8 ESPN
12/31/96	Auburn 32, Army 29	41,366	3.2 ESPN
12/28/97	LSU 27, Notre Dame 9	50,459	4.5 ESPN
Sanford Independence Bowl			
12/31/98	Ole Miss 35, Texas Tech 18	46,862	3.5 ESPN
12/31/99	Ole Miss 27, Oklahoma 25	49,873	3.13 ESPN
12/31/00	Mississippi St. 43, Texas A&M 41	36,974	4.23 ESPN
MainStay Independence Bowl			
12/27/01	Alabama 14, Iowa St. 13	45,627	3.62 ESPN
12/27/02	Ole Miss 27, Nebraska 23	46,096	3.6 ESPN
12/31/03	Arkansas 27, Missouri 14	49,625	3.7 ESPN
Independence Bowl			
12/28/04	Iowa State 17, Miami (Ohio) 13	43,076	2.7 ESPN
12/30/05	Missouri 38, South Carolina 31	41,332	2.75 ESPN
PetroSun Independence Bowl			

Radiance Technologies Independence Bowl

12/28/06	Oklahoma St. 34, Alabama 31	45,054	3.0 ESPN
12/30/07	Alabama 30, Colorado 24	47,043	1.9 ESPN
Independence Bowl			
12/28/08	La. Tech 17, Northern Illinois 10	41,567	1.0 ESPN
AdvoCare V100 Independence Bowl			
12/28/09	Georgia 44, Texas A&M 20	49,653	2.4 ESPN2
12/27/10	Air Force 14, Georgia Tech 7	39,362	1.7 ESPN 2
12/26/11	Missouri 41, North Carolina 24	41,728	1.8 ESPN 2
12/28/12	Ohio 45, Louisiana-Monroe 14	41,853	1.5 ESPN
AdvoCare V100 Bowl			
12/31/13	Arizona 42, Boston College 19	36,917	1.4 ESPN
Duck Commander Independence Bowl			
12/27/14	South Carolina 24, Miami (FL) 21	38,242	2.5 ABC
Camping World Independence Bowl			
12/26/15	Virginia Tech 55, Tulsa 52	31,289	1.9 ESPN
12/26/16	NC State 41, Vanderbilt 17	28,995	0.8 ESPN2
Walk-On's Independence Bowl			
12/27/17	Florida State 42, Southern Miss 13	33,601	1.8 ESPN
12/27/18	Duke 56, Temple 27	27,492	
12/26/19	Louisiana Tech 14, Miami O	33,192	

Individual Awards:

Offensive Player of the Game

1976	Terry McFarland, McNeese St.
1977	Keith Thibodeaux, La. Tech
1978	Theodore Sutton, East Carolina
1979	Joe Morris, Syracuse
1980	Stephen Starring, McNeese St.
1981	Gary Kubiak, Texas A&M
1982	Randy Wright, Wisconsin
1983	Marty Louthan, Air Force
1984	Bart Weiss, Air Force
1985	Rickey Foggie, Minnesota
1986	Mark Young, Ole Miss
1987	Chris Chandler, Washington
1988	James Henry, Southern Miss
1989	Bill Musgrave, Oregon
1990	Michael Richardson, La. Tech
1991	Andre Hastings, Georgia
1992	Todd Dixon, Wake Forest
1993	Maurice DeShazo, Va. Tech
1994	Mike Groh, Virginia
1995	Kevin Faulk, LSU
1996	Dameyune Craig, Auburn

1997	Rondell Mealey, LSU
1998	Romaro Miller, Ole Miss
1999	Josh Hupel, Oklahoma
2000	Ja'Mar Toombs, Texas A&M
2001	Seneca Wallace, Iowa St.

2002	Eli Manning, Ole Miss
2003	Cedric Cobbs, Arkansas
2004	Bret Meyer, Iowa St.
2005	Brad Smith, Missouri
2006	Dantrell Savage, Oklahoma St.
2007	John Parker Wilson, Alabama
2008	Phillip Livas, La. Tech
2009	Aron White, Georgia
2010	Jared Tew, Air Force
2011	James Franklin, Missouri
2012	Beau Blankenship & Tyler Tettleton, Ohio
2013	B.J. Denker, Arizona
2014	Pharoh Cooper, South Carolina
2015	Isaiah Ford, Virginia Tech
2016	Jaylen Samuels, NC State
2017	James Blackman, Florida State
2018	Daniel Jones, Duke
2019	Justin Henderson, Louisiana Tech

Defensive Player of the Game

Terry Clark, Tulsa
Otis Wilson, Louisville
Zack Valentine, East Carolina
Clay Carroll, McNeese St.
Jerald Baylis, Southern Miss
Mike Green, Oklahoma St.
Tim Krumrie, Wisconsin
Andre Townsend, Ole Miss
Scott Thomas, Air Force
Bruce Holmes, Minnesota
James Mosley, Texas Tech
David Hill, Washington
James Henry, Southern Miss
Chris Oldham, Oregon
Lorenza Baker, La. Tech
Torrey Evans, Georgia
Herman O'Berry, Oregon
Antonio Banks, Va. Tech
Mike Frederick, Virginia
Gabe Northern, LSU
Takeo Spikes, Auburn/
Ricky Neal, Army
Arnold Miller, LSU
Kendrick Clancy, Ole Miss
Tim Strickland, Ole Miss
Willie Blade, Mississippi St.
Matt Word, Iowa St./
Waine Bacon, Alabama
Chris Kelsay, Nebraska
Caleb Miller, Arkansas
Nik Moser, Iowa St.
Marcus King, Missouri
Jeremy Nethon, Oklahoma St.
Wallace Gilberry, Alabama
Weldon Brown, La. Tech
Geno Atkins, Georgia
Rick Ricketts, Air Force
Andrew Wilson, Missouri
Keith Moore, Ohio
William Parks, Arizona
Skai Moore, South Carolina
Jeremy Brady, Tulsa
Airius Moore, NC State
Nate Andrews, Florida State
Delvon Randall, Temple
Connor Taylor, Louisiana Tech

Memorable Games:

- 2015: In the 40th anniversary of the Independence Bowl, legendary Virginia Tech coach Frank Beamer closed out his career with a thrilling 55-52 victory, as the Hokies outlasted the Tulsa Golden Hurricane.
- 2005: Missouri erased a 21-0 first-quarter deficit and rallied for a 38-31 win over South Carolina.
- 2000: Mississippi State beat Texas A&M in a wild 43-41 overtime game, but the game was most memorable for the rare Louisiana blizzard that hit during pre-game warmups and blanketed the field, giving the game its "Snow Bowl" moniker.
- 1997: LSU took a 27-9 win over Notre Dame, with the matchup of the two storied programs drawing the largest crowd in bowl history with an over-capacity 50,439 in attendance.
- 1995: LSU posted a 45-26 win over a Michigan State squad coached by Nick Saban. Four

Radiance Technologies Independence Bowl

years later, Saban would take over as LSU head coach.

1990: Maryland and nearby Louisiana Tech tied 34-34 in the only tie in Independence Bowl history.

Top Individual Performances:

Daniel Jones, QB, Duke, 2018 – Set the Independence Bowl records for most passing yards (423), passing touchdowns (5) and most touchdowns accounted for (6 – 5 passing, 1 rushing) in his team's 56-27 victory.

T.J. Rahming, WR, Duke, 2018 – Set an Independence Bowl record for receiving yards and tied the record for receptions, hauling in 12 catches for 240 receiving yards and two touchdowns. Also carried the ball twice for 17 yards and returned three punts for 29 yards, breaking the I-Bowl record for all-purpose yards (286).

Isaiah Ford, WR, Virginia Tech, 2015 – Tied the Independence Bowl record with 12 receptions and set the Bowl record with 227 yards receiving, including a 75-yard touchdown. Also carried the ball three times for 23 yards for 250 yards from scrimmage.

Brad Smith, QB, Missouri, 2005 -- Threw for 282 yards and a touchdown on 21-of-37 passes and rushed for 150 yards and three scores on 21 carries, totaling 432 offensive yards in a 38-31 win over South Carolina.

Ja'Mar Toombs, RB, Texas A&M, 2000 -- Scored three touchdowns among his 193 rushing yards on 35 carries in a losing 43-41 effort in the "Snow Bowl"

Josh Hupel, QB, Oklahoma, 1999 -- Threw for 390 yards and three touchdowns, completing 39 of 53 passes, but his team still fell to Ole Miss 25-23.

Kevin Faulk, RB, LSU, 1995 -- Rushed for 234 yards on 25 carries and scored two touchdowns in LSU's 45-26 victory over Michigan State.

Clay Carroll, DT, McNeese State, 1979 -- Was credited with a bowl-record 24 total tackles in the Cowboys' loss to Syracuse.

James Henry, PR/DB, Southern Miss, 1988 -- Became the only player in bowl history, and maybe the only player ever in any bowl, to be named both Offensive and Defensive MVP, after returning two punts for touchdowns in USM's 38-18 win over UTEP.

Last Independence Bowl (2019):

In a game that featured more combined punts than points scored, the Louisiana Tech Bulldogs defeated the Miami Hurricanes 14-0 in the 2019 Walk-On's Independence Bowl.

The teams combined for an I-Bowl record 18 punts for 751 yards, while the two offenses managed just 564 combined yards of total offense. With nine punts each, both punters, Miami's Lou Hedley and Tech's Brady Farlow, set a new Independence bowl record.

The lone score through 58 minutes of the game came on a 26-yard pass from La. Tech quarterback J'Mar Smith to running back Israel Tucker at the 9:34 mark of the second quarter. The Bulldogs put the game away late when Smith plowed his way into the end zone with 1:15 remaining in the game to make it a 14-0 game. La. Tech's 14-0 victory was the first shutout in the 44-year history of the Independence Bowl. The 14-combined points are second fewest in bowl history just ahead of the 12 points in Air Force's 9-3 win over Ole Miss in 1983.

Score by Quarters	1st	2nd	3rd	4th	Final
Louisiana Tech	0	7	0	7	14
Miami	0	0	0	0	0

Scoring:

Second Quarter: Louisiana Tech – Israel Tucker 26-yard pass from J'Mar Smith (Bailey Hale kick)

Fourth Quarter: Louisiana Tech – Smith 8-yard run (Hale)

Team Statistics:	Temple	Duke
First Downs	18	15
Rushes-Net Yards	40-174	28-74
Net Yards Passing	163	153
Passing (Comp-Att-Int)	13-28-1	15-34-2
Total Net Yards	337	227
Fumbles-Lost	2-0	1-1
Penalties-Yards	5-49	7-65
Punts-Average	9/41.2	9/42.2

Individual Statistics

RUSHING

Duke: Deon Jackson 10-41; Brittain Brown 5-19, 1 TD; Gunnar Holmberg 1-19; T.J. Rahming 2-17; Quentin Harris LOUISIANA TECH: Justin Henderson 22-95; J'Mar Smith 10-34, 1 TD; Smoke Harris 2-18; Wayne Toussant 1-14; Israel Tucker 5-13
MIAMI: Cam/Ron Harris 12-31; N'Kosi Perry 3-19; Jarren Williams 6-14; Tate Martell 5-5; K.J. Osborn 1-4; Robert Burns 1-1

PASSING

LOUISIANA TECH: J'Mar Smith 13/28, 163 yds, 1 TD, 1 INT

MIAMI: Jarren Williams 9/20, 94 yds, 1 INT; N'Kosi Perry 5-13, 52 yds, 1 TD; Tate Martell 1-1, 7 yds

RECEIVING

LOUISIANA TECH: Malik Stanley 3-75; Justin Henderson 3-4; Griffin Hebert 2-26;

Isaiah Graham 2-15; Israel Tucker 1-26, 1 TD; Adrian Hardy 1-9; Bobby Holly 1-8

MIAMI: K.J. Osborn 5-56; Will Mallory 4-42; Mark Pope 3-23; Dee Wiggins 1-12;

Michael Parrott 1-11; Cam/Ron Harris 1-9

PUNTING

LOUISIANA TECH: Brady Farlow 9/42.2

MIAMI: Louis Hedley 9/41.2

LendingTree Bowl

Game Date: Dec. 18, 2021
Kickoff time (EST): 5:45 p.m.
TV & Radio Network: ESPN, College Football Radio Network
Conference Tie-ins: Sun Belt, C-USA/MAC
Mailing address: 1000 Hillcrest Road, Suite 115, Mobile, AL 36695
(o) 251-635-0011 **(fax)** 251-635-0014
Website: www.lendingtreebowl.com
Facebook: @LendingTreeBowl
Twitter: @LT_Bowl



President: Jerry Silverstein
(o) 251-635-0011 **(c)** N/A
jerry@mabowl.com

Executive Director: Sherrie Dyal
(o) 251-635-0011
sherrie@mabowl.com

Media contact: Barry Allan
(c) 205-394-2153
bkabama@comcast.net

Operations/Tickets: John T. Clark
 Marketing & Ticket Sales
(o) 251-635-0011 **(c)** 251-623-0347
john@mabowl.com

Staff: Frank Modarelli, Senior Director, Operations
frank@mabowl.com
 Mike Laird, Events and Sales
mike@mabowl.com
 Lexie Cantin, Operations, lexie@mabowl.com
 Sarah Thornton, Operations, contact@mabowl.com

Team host contact: CUSA/MAC- Gus Gary
 SBC- Joe McDavid

Ticket prices: \$45 and \$15

Tailgate/RV: Hancock Whitney Stadium, 251.461.1872

Stadium Information:

Hancock Whitney Stadium
 Capacity: 25,450/Field Turn
 Physical Address: 500 Stadium Drive, 36688
 Stadium Contact: Jermaine Williams, 251.460.7858, jswilliams@southalabama.edu;
 Contact for phone lines: Jermaine Williams, 251.460.7858, jswilliams@southalabama.edu
 Press Box phone: 251.414.8031

Media Credentials and Parking: online, www.lendingtreebowl.com

Top Football Crowd in Stadium History:

20,156	2021	South Alabama vs. Southern Mississippi
--------	------	--

Top 5 Crowds in Bowl Game History:

1.	40,646	2001	Marshall vs. Louisville
2.	40,620	2003	Miami (Ohio) vs. Louisville
3.	40,300	2000	Southern Miss vs. TCU
3.	40,160	2004	Bowling Green vs. Memphis
5.	40,139	2002	Marshall vs. East Carolina

(all games at Ladd-Peebles Stadium)

This Year's Bowl Activities (Tentative Schedule):

Date / Event	Place	Time (CST)
Tuesday, December 14, 2021		
Team Arrivals	Downtown Air Center	12 PM
Welcome Reception	Team Hotels	7:30 PM
Wednesday, December 15, 2021		
Airbus Final Assembly Line Tour	Airbus	9AM
Team Luncheon	23 East	11 AM
Team Game Show Night	23 East	7:30 PM
Thursday, December 16, 2021		
Community Give Back	Feeding the Gulf Coast	9 AM
Wives Day Out	Wintzell's Oyster House	11 AM
FlightWorks Mobile with Boys & Girls Club	FlightWorks	4:30 PM
Friday December 17, 2021		
Official Press Conf	Hancock Whitney Stadium	10:30 a.m.
Mardi Gras Parade	Downtown Mobile	6:30 PM
Pep Rally	Downtown Mobile	7:30 PM
Street Party	Cathedral Square	8:00 PM

LendingTree Bowl

Saturday, December 18, 2021

LendingTree Bowl

Hancock Whitney Stadium

4:45 PM

Designated team hotels:

Sun Belt- Riverview Plaza
64 S. Water Street
Mobile, AL 36602
Contact: Mariluz Hilbun
251-438-4000

CUSA/MAC- Holiday Inn Downtown
301 Government Street
Mobile, AL 36602
Contact: Aaron Wats
251-694-0100, dos@mobiledowntownhi.com

Designated media hotel:

Renaissance Riverview Plaza
64 S. Water Street
Mobile, AL 36602

251-438-4000
Contact: Mariluz Hilbun
Mariluz.hilbun@renaissancemobile.com

Local airport: Mobile Regional Airport (iflymo.com); Delta, United, U.S. Airways, American

Also available: Gulfport-Biloxi International Airport, Pensacola International Airport

Local tourism bureau: Mobile Bay Convention and Visitors Bureau, 1 South Water Street, 4th Floor, Mobile, AL 36602, David Randel, president, 251-208-2000, www.mobile.org

Prominent area tourist attractions:

Bellingrath Gardens & Home, USS Alabama Battleship, Mobile Museum of Art, Exploreum Gulf Coast Museum, Fort Conde

DIRECTIONS

Hancock Whitney Stadium is located at 500 Stadium Drive, Mobile, Alabama 36688. From I-65, take exit 5A and go left on Spring Hill Avenue. Spring Hill Avenue changes to Zeigler Blvd. At University Blvd, turn left. Once you reach Old Shell Road, turn right. At the fourth stop light, turn right onto Stadium Drive.

Other Trivia:

- For six straight years, a head coach was hired away from a school playing in the bowl following the regular season and before the bowl game. Brady Hoke left Ball State for San Diego State in 2009, Butch Jones left Central Michigan for Cincinnati in 2010, Mike Haywood left Miami (Ohio) for Pittsburgh in 2011, and Hugh Freeze left Arkansas State for Mississippi in 2012. Darrell Hazell accepted the head job at Purdue but remained at Kent State until after the 2013 game, and two years ago Bryan Harsin left Arkansas State for Boise State prior to the bowl game.

- TCU's LaDainian Tomlinson played in the first two bowl games (then known as the Mobile Alabama Bowl). In those games, the former San Diego Chargers star had 64 carries for 242 yards and four touchdowns, including leading TCU to a 28-14 win over East Carolina in the bowl's inaugural game in 1999.

- Tulsa's 63-7 win over Bowling Green in 2008 is the largest margin of victory in Division I bowl history, topping the 55-point margin of Alabama over Syracuse in the 1953 Orange Bowl. During that game, Tulsa became the first team in NCAA history with a 5,000-yard passer, a 1,000-yard rusher and three 1,000-yard receivers with QB Paul Smith and WR Charles Clay reaching those marks during the game.

Major Media in the area:

Mobile Press-Register
www.al.com
WNXP 105.5 Sports Radio
FM Talk 106.5 Radio

WEAR-TV 3 (ABC)
WKRG-TV 5 (CBS)
WALA-TV 10 (Fox)
WPMI-TV 15 (NBC)

LendingTree Bowl All-Time Results

Date	Result of Game	Attendance
Dec. 22, 1999	TCU 28, East Carolina 14	34,200
Dec. 20, 2000	Southern Miss 28, TCU 21	40,300
Dec. 19, 2001	Marshall 64, East Carolina 61 (2 OT)	40,139
Dec. 18, 2002	Marshall 38, Louisville 15	40,646
Dec. 18, 2003	Miami (Ohio) 49, Louisville 28	40,620
Dec. 22, 2004	Bowling Green 52, Memphis 35	40,160
Dec. 21, 2005	Toledo 45, UTEP 13	35,422
Jan. 7, 2007	Southern Miss 28, Ohio 7	38,751
Jan. 6, 2008	Tulsa 63, Bowling Green 7	36,932
Jan. 6, 2009	Tulsa 45, Ball State 13	32,816
Jan. 6, 2010	Central Michigan 44, Troy 41 (2 OT)	34,486
Jan. 6, 2011	Miami (Ohio) 35, Middle Tennessee 21	38,168
Jan. 8, 2012	Northern Illinois 38, Arkansas State 20	38,734
Jan. 6, 2013	Arkansas State 17, Kent State 13	37,913
Jan. 5, 2014	Arkansas State 23, Ball State 20	36,119
Jan. 4, 2015	Toledo 63, Arkansas State 44	36,811
Dec. 23, 2015	Georgia Southern 58, Bowling Green 27	28,656
Dec. 23, 2016	Troy 28, Ohio 23	32,377
Dec. 23, 2017	Appalachian State 34, Toledo 0	28,706
Dec. 22, 2018	Troy 42, Buffalo 32	31,818
Jan. 6, 2020	Louisiana 27, Miami (Ohio) 17	29,212
Dec. 26, 2020	Georgia State 39, Western Kentucky 21	5,128
		(Covid-19)

Memorable Games:

- 2001: Marshall 64, East Carolina 61. In the highest-scoring game in collegiate bowl history, Marshall overcame a 30-point halftime deficit behind Byron Leftwich's 576 passing yards. Leftwich hit a leaping Darius Watts from 11 yards out to tie the game at 51 with seconds remaining, and the Herd could have won in regulation but missed the extra point. The teams combined for 1,141 offensive yards.
- 2002: Marshall 38, Louisville 15. Leftwich threw for 249 yards and four touchdowns, becoming the first player in Division I-A history to throw four touchdown passes in two different bowl games.
- 2003: Miami (Ohio) 49, Louisville 28. Ben Roethlisberger threw for 376 yards and four scores as Miami tied a school record with its 13th straight win. All four of Roethlisberger's TD passes came in the first half when the RedHawks jumped to a 35-7 lead. After the game, Roethlisberger announced he would leave early for the NFL Draft.
- 2008: Tulsa 63, Bowling Green 7. Tulsa posted the largest victory margin in collegiate bowl history and became the first team in NCAA history to have a 5,000-yard passer, a 1,000-yard rusher and three 1,000-yard receivers. QB Paul Smith needed 247 yards and receiver Charles Clay needed 45 yards to reach that mark, and both got there in the fourth quarter.
- 2015: Toledo and Arkansas State teamed to score the third-highest total points in collegiate bowl history, with Toledo taking a 63-44 win. The only higher scoring bowl games in history were the 2001 game in Mobile (then known as the GMAC bowl) where Marshall and East Carolina scored 125 points, and the 2012 Alamo Bowl where Baylor beat Washington 67-56.

Top Individual Performances:

- Byron Leftwich, QB, Marshall, 2002 -- After a first-half injury, Leftwich was unable to put weight on his front leg, and was picked up and carried downfield by his offensive linemen between long plays. He finished with 249 yards passing and four touchdowns, becoming the first player in Division I bowl history to throw four TD's in two bowl games in the Herd's win over Louisville.
- Byron Leftwich, QB, Marshall, 2001 -- Threw for 576 yards and four touchdowns in the highest-scoring game in collegiate bowl history, as Marshall overcame a 30-point halftime deficit to win 64-61 in double overtime. He finished 41-of-70 throwing and also ran for a TD.
- Omar Jacobs, QB, Bowling Green, 2004 -- Went from obscurity to the MAC's standout quarterback as a sophomore, and capped his season with 365 passing yards and five touchdowns in Bowling Green's 52-35 win over Memphis.
- LaDainian Tomlinson, TCU, 1999 & 2000 -- Rushed for 242 yards and four touchdowns on 64 carries in his two back-to-back appearances in Mobile, including leading the Horned Frogs to a 28-14 win over East Carolina in the inaugural game.
- Kareem Hunt, RB, Toledo, 2015 -- Rushed for 271 yards and five touchdowns in leading the Rockets to a 63-44 win over Arkansas State. In that same game, ASU quarterback Fredi Knighten threw for 403 yards and five scores on 23-of-31 passes in a losing effort.



BowlSeason.com



@BowlSeason



@BowlSeason



/BowlSeason



/BowlSeason

Jimmy Kimmel LA Bowl

Presented By Stifel

Game Date: Dec. 18, 2021
Kickoff time (EST): 7:30 p.m.
TV & Radio Network: ESPN
Conference Tie-ins: Pac-12 and Mountain West
Mailing address: 1001 Stadium Dr.,
Inglewood, CA 90301

Website: www.sofistadium.com/labowl/
Facebook: @LABowlGame
Twitter: @LABowlGame

Executive Director: Jason Gannon

Staff:

Adolfo Romero
VP, Programming
Adolfo.romero@hollywoodparkca.com

Tracie Jackson
Sr. Director, Marketing
Tracie.jackson@hollywoodparkca.com

Steve Lopes
Special Events Consultant
Slopes7575@gmail.com

Robael Enyew
Programming Specialist
Robael.enyew@hollywoodparkca.com

Media contact: Kristi Mexia
(Cell) (949) 293-8811
Kristi.Mexia@hollywoodparkca.com

Ticket contact: Andrew Bragman
(Cell) (424) 397-9450
Andrew.Bragman@hollywoodparkca.com

Team host contact: Robael Enyew
(Cell) (678) 656-3331
Robael.Enyew@hollywoodparkca.com

Ticket prices: \$32, \$35, \$40, \$45, \$55, \$85, \$95 and \$125

Tailgate/RV: Juan Carrero, (Cell) (562) 652 7679, Juan.Carrero@hollywoodparkca.com

Stadium Information: SoFi Stadium
Capacity/Surface: (40,000)/Hellas Synthetic Turf
Physical address: 1001 Stadium Dr, Inglewood, CA 90301

Media Credentials and Parking: Contact Kristi Mexia. Cell: (949) 293-8811
Kristi.Mexia@hollywoodparkca.com

Top Football Crowds in Stadium History: N/A

This Year's Bowl Activities (Tentative Schedule):

Date / Event	Place	Time
Tuesday, December 14, 2021		
Pac-12 Team Arrives & Check-In	Torrance Marriott	TBD
MWC Team Arrives & Checks-In	Renaissance LAX Hotel	TBD
Welcome Reception	Respective Hotels	4 - 6 PM
Media Opportunity (Head Coach)	SoFi Stadium	7 - 7:30 PM
VIP Coaches Reception	SoFi Stadium	7:30 - 9 PM
Wednesday, December 15, 2021		
Jimmy Kimmel Live! (MWC)	Jimmy Kimmel Live Studios	4 PM
Universal Studios (Pac-12)	Universal Studios	3 PM
Thursday, December 16, 2021		
Jimmy Kimmel Live! (Pac-12)	Jimmy Kimmel Live Studios	4 PM
Universal Studios (MWC)	Universal Studios	3 PM
Friday, December 17, 2021		
Community Event	La Tijera Middle School	10 AM - 12 PM
Team Walk Through (MWC)	SoFi Stadium	12:30 - 2 PM
Team Walk Through (Pac-12)	SoFi Stadium	3 - 4:30 PM
Pep Rally	SoFi Stadium	5:30 PM
American Airlines Plaza		
Saturday, December 18, 2021		
FanFest	SoFi Stadium	2 PM
Kickoff	SoFi Stadium	4:30 PM
Post-Game Trophy Presentation	Midfield	
Post-Game Press Conference	Media Room	



Jimmy Kimmel LA Bowl Presented by Stifel

Designated team hotels:

Pac-12 – Torrance Marriott
3635 Fashion Way, Torrance, CA 90503

MWC – Renaissance LAX

9620 Airport Boulevard, Los Angeles, CA 90045

Designated media hotel:

LAX Marriott
5855 West Century Blvd., Los Angeles, CA 90045

Other Trivia

This is Jimmy Kimmel LA Bowl Presented By Stifel's inaugural year.

R + L Carriers New Orleans Bowl

Game Date: Dec. 18, 2021
Kickoff time (EST): 9:15 p.m.
TV & Radio Network: ESPN
Conference Tie-ins: Sun Belt, Conference USA
Mailing address: 320 Metairie-Hammond Highway, Suite 300, Metairie, LA 70005
 (o) 504-525-5678 (fax) 504-529-1622



Website: www.neworleansbowl.org
Facebook: facebook.com/neworleansbowl
Twitter: @NewOrleansBowl
Executive Director: Billy Ferrante

(o) 504-619-6104 (c) 504-915-6360
 E-mail: billy@neworleansbowl.org

Media contact: Ellie Hamblen, Comm. Manager
 (o) 504-619-6115 (c) 318-709-8162
 E-mail: ellie@neworleansbowl.org

Ticket contact: Craig Forshag, Director of Sales
 (o) 504-619-6110 (c) 504-583-7268
 E-mail: Craig@neworleansbowl.org

Staff: Jeff Rossi, Co-Executive Director
 (o) 504-525-5678 (c) 504-717-5769
 E-mail: jeff@neworleansbowl.org
 Alexandria Price, Director of Operations & Community Affairs
 (o) 504-619-8180 (c) 949-500-1276
 E-mail: alexandria@neworleansbowl.org



Billy Ferrante
Executive Director

Ticket prices: \$40-\$60
Tailgate/RV: ASM Global New Orleans, 504-587-3846
Stadium Information: Caesars Superdome
 Capacity/Surface: 72,500 / UBU Speed Series S5-M turf
 Physical Address: 1500 Sugar Bowl Dr., New Orleans, LA 70112
Stadium contact: ASM Global New Orleans, 504-587-3846

Contact for ordering phone lines: AT&T, 866-302-6988, option 5-1-2; services needed at Mercedes-Benz Superdome or Smoothie King Center, customer billed directly
 Press box phone: 504-553-2164 or 598-1936/Wi-fi available

Media Credentials and Parking: Online applications for media credentials will open Monday, November 22, 2021 at neworleansbowl.org/media/credentials; the credential application deadline will be Monday, December 13, 2021. Credential pickup information can be found at neworleansbowl.org/media/credentials.

Parking: in Garage 6 is strictly limited to (1) pass per media outlet and will only be distributed prior to game day. Media picking up credentials on game day at the Stadium should make arrangements to pick up parking passes in advance or prepare to pay to park at the Superdome.

Satellite truck parking is available at the Superdome by special pass only and must be coordinated directly through the Superdome.



Ellie Hamblen
Media Contact

Top Football Crowd in Stadium History:
 79,651 2007 LSU vs. Ohio State

Top 5 Crowds in Bowl Game History:
 1. 54,728 2013 Tulane vs. UL Lafayette
 2. 48,828 2012 East Carolina vs. UL Lafayette
 3. 42,481 2011 San Diego State vs. UL Lafayette
 4. 35,061 2016 UL Lafayette vs. Southern Mississippi
 5. 34,014 2014 Nevada vs. UL Lafayette



Championship Trophy

This Year's Bowl Activities (Tentative Schedule):

Date / Event	Place	Time
Dashing Through The Dome	Caesars Superdome	8:00am (CST)
Yoga In The Dome	Caesars Superdome	10:00am (CST)

Friday, December 18, 2021
 R+L Carriers New Orleans Bowl
 Caesars Superdome
 8:15 p.m. (CST)

Designated team hotels:

Sun Belt – Sheraton New Orleans
 500 Canal Street
 New Orleans, LA 70130
 Jeff Rossi, contact
 504-525-5678
 jeff@neworleansbowl.org

C-USA – Intercontinental New Orleans
 444 St. Charles Ave.
 New Orleans, LA 70130
 Jeff Rossi, contact
 504-525-5678
 jeff@neworleansbowl.org

R + L Carriers New Orleans Bowl

Local airport: Louis Armstrong New Orleans International

Local tourism bureau: New Orleans Convention and Visitors Bureau, Cristin Hopkins, chopkins@neworleanscvb.com; New Orleans Tourism Marketing Corporation, staff@notmc.com

Prominent area tourist attractions:

Audubon Aquarium of the Americas, French Quarter, National World War II Museum, Bourbon Street, Audubon Zoo, St. Louis Cathedral, French Market, Mardi Gras World

DIRECTIONS

>From main arrival airport to stadium: From Louis Armstrong New Orleans International Airport, head northwest and continue straight onto Airport Road, turn left onto U.S. Hwy. 61 South/ Airline Drive, take I-10 East ramp to U.S. Hwy. 90 Business/ Westbank, keep left at fork and merge onto I-10 East, continue onto U.S. Hwy. 90 Business West, take Superdome Exit, loop around Superdome on left side onto Poydras St. and enter Garage 6 on NW corner.

>From main arrival airport to media hotel: From Louis Armstrong New Orleans International, head northwest and continue straight onto Airport Road, turn left onto U.S. Hwy. 61 South/ Airline Drive, take I-10 East ramp to U.S. Hwy. 90 Business/ Westbank, keep left at fork and merge onto I-10 East, continue onto U.S. Hwy. 90 Business West, take U.S. Hwy. 90 East/ South Claiborne Ave. exit toward Superdome, continue on ramp and merge onto U.S. Hwy. 90 East/ South Claiborne Ave., turn right onto Tulane Ave, take third right onto Loyola Ave., hotel will be on the right.

>From media hotel to stadium: Easily walkable. If driving, head south on Loyola Ave. toward Girod St., turn right onto Girod St., continue onto Dave Dixon Dr., West Stadium Drive and Sugar Bowl Drive around Superdome to reach parking.

Other Trivia:

- 2017 marked the highest scoring game in R+L Carriers New Orleans Bowl history as Troy University defeated University of North Texas 50-30.
- In 2016, wide-receiver Allenzae Staggers of Southern Miss had 11 receptions for 230 yards, both New Orleans Bowl records, leading Southern Miss to a 28-21 victory over UL Lafayette; (87) during the 2015 New Orleans Bowl.
- UL Lafayette quarterback Terrence Broadway is the only two-time winner of the Most Valuable Player award, and one of the few in any bowl not to have that in back- to-back years. He won the unique MVP trophy – a hand-painted helmet featuring iconic New Orleans landmarks – in 2012 and 2014.
- The 2005 New Orleans Bowl was played at UL Lafayette's Cajun Field (Lafayette, La.) following Hurricane Katrina. Six years later, UL Lafayette made its first-ever Division I bowl appearance in the New Orleans Bowl.
- The 2013 New Orleans Bowl set a record attendance of 52,728 to see hometown Tulane against UL Lafayette in the first NCAA bowl game matching teams from the same state since 2007.
- The 2006 New Orleans Bowl was the first bowl game Rice University attended since the 1961 Bluebonnet Bowl.
- The 2003 New Orleans Bowl was the first bowl game Memphis University attended, and won, since the 1971 Pasadena Bowl.
- Louisiana Tech running back Kenneth Dixon set all-time FBS touchdown record (87) during the 2015 New Orleans Bowl.

Major Media in the area:

Times-Picayune/NOLA.com	WDSU-TV 6 (NBC)	WGSO Radio
The Advocate	WGNO-TV 26 (ABC)	WVUE-TV 8 (Fox)
Gambit Weekly		

GAME HISTORY

Date	Result	Attendance	TV Rating
12/18/01	Colorado St 45, North Texas 20	27,004	ESPN2
12/17/02	North Texas 24, Cincinnati 19	19,024	ESPN2
12/16/03	Memphis 27, North Texas 17	25,184	ESPN2
12/14/04	Southern Miss 31, North Texas 10	27,253	ESPN
*12/20/05	Southern Miss 31, Arkansas State 19	18,338	ESPN
* played at Cajun Field, Lafayette, La., following Hurricane Katrina			
12/22/06	Troy 41, Rice 17	24,791	ESPN2
12/21/07	Florida Atlantic 44, Memphis 27	25,146	ESPN2
12/21/08	Southern Miss 30, Troy 27	30,197	ESPN
12/20/09	Middle Tennessee 42, Southern Miss 32	30,228	ESPN
12/18/10	Troy 48, Ohio 21	29,159	ESPN
12/17/11	UL Lafayette 32, San Diego State 30	42,481	ESPN
12/22/12	UL Lafayette 43, East Carolina 34	48,828	2.1 ESPN
12/21/13	UL Lafayette 24, Tulane 21	54,728	1.3 ESPN
12/20/14	UL Lafayette 16, Nevada 3	34,014	1.6 ESPN
12/19/15	Louisiana Tech 47, Arkansas State 28	32,847	0.9 ESPN
12/17/16	Southern Miss 28, UL Lafayette 21	35,061	0.9 ESPN
12/16/17	Troy 50, North Texas 30	24,904	1.1 ESPN
12/18/18	Appalachian State vs Middle Tennessee	23,942	.1 ESPN
12/21/19	Appalachian State vs UAB	21,202	.1 ESPN
12/23/20	Georgia Southern 38, Louisiana Tech 3	3,000	.6 ESPN

R + L Carriers New Orleans Bowl

Individual Awards: MVP

2001	Justin Gallimore, DB, Colorado State
2002	Kevin Galbreath, RB, North Texas
2003	Danny Wimprine, QB, Memphis
2004	Michael Boley, LB, Southern Miss
2005	Shawn Nelson, TE, Southern Miss
2006	Omar Haugabook, QB, Troy
2007	Rusty Smith, QB, Florida Atlantic
2008	Austin Davis, QB, Southern Miss
2009	Dwight Dasher, QB, Middle Tenn
2010	Corey Robinson, QB, Troy
2011	Blaine Gautier, QB, UL Lafayette
2012	Terrance Broadway, QB, UL Lafayette
2013	Orleans Darkwa, Tulane
2014	Terrance Broadway, QB, UL Lafayette
2015	Kenneth Dixon, RB, Louisiana Tech
2016	Allenzae Staggers, WR, Southern Miss
2017	Brandon Silvers, QB, Troy
2018	Zac Thomas, QB, Appalachian State
2019	Darrynton Evans, RB, Appalachian State
2021	Shai Watts, QB, Georgia Southern

Memorable Games:

2014: In front of a R+L Carriers New Orleans Bowl record crowd of 54,728, UL Lafayette hung on to win the 24-21 matchup against hometown Tulane Green Wave after 2012 Lou Groza Award winner Cairo Santos missed a 48-yard field goal with 13 seconds left that would have forced overtime.

2011: UL Lafayette 32, San Diego State 30 -- The Ragin' Cajuns win their first-ever Division I bowl outing, with Brett Baer's 50-yard field goal on the game's final play the difference maker. The Aztecs had scored what appeared to be a game-winning touchdown with 35 seconds left that made it 30-29, but missed a two-point conversion and UL drove to the winning field goal.

2008: Southern Mississippi 30, Troy 27 -- In the only overtime game in bowl history, USM got a field goal and Troy missed on its overtime opportunity as the Golden Eagles won their third New Orleans Bowl title.

2005: Southern Mississippi 31, Arkansas State 19 -- In the aftermath of Hurricane Katrina and the damage to the Superdome, the New Orleans Bowl relocates operations to Lafayette, La., and plays at UL Lafayette's Cajun Field as USM wins in the only bowl game not played in the Superdome.

Top Individual Performances:

Allenzae Staggers, WR, Southern Miss, 2016 - had 11 receptions for 230 yards, both New Orleans Bowl records, leading Southern Miss to a 28-21 victory over UL Lafayette

Kenneth Dixon, RB, LA TECH, 2015 -- While accumulating 215 total yards and 4 touchdowns, Dixon capped an extraordinary career at Louisiana Tech by setting NCAA touchdown and scoring records.

Orleans Darkwa, RB, Tulane, 2013 -- Ran for 83 yards on 16 carries and 3 touchdowns. Despite being Tulane being on the losing end of the bowl, Darkwa was named MVP by the New Orleans Bowl media.

Terrance Broadway, QB, UL Lafayette, 2012 -- Threw for 316 yards and ran for 108 more, scoring the game's first TD and throwing for the go-ahead score in the third period in leading the Ragin'Cajuns to a 43-34 win over East Carolina.

Blaine Gautier, QB, UL Lafayette, 2011 -- Threw for a bowl-record 470 yards and three touchdowns in leading the Ragin'Cajuns to a 32-30 win over San Diego State.

Dwight Dasher, QB, Middle Tennessee, 2009 -- Threw for 363 yards and two touchdowns and ran for two more scores in leading the Blue Raiders to a 42-32 win over Southern Miss.

Rusty Smith, QB, Florida Atlantic, 2007 -- Throwing for 336 yards and 5 touchdowns, Smith led FAU squad of coach Howard Schnellenberger to a victory in the school's first-ever bowl appearance.

Michael Boley, LB, Southern Miss, 2004 -- Became one of only two defensive players to be named MVP when he had eight tackles.

Last Year's Game:

Georgia Southern's defense kept Louisiana Tech out of the end zone and had four interceptions, while the offense set an R+L Carriers New Orleans Bowl record with 322 yards rushing as the Eagles took a 38-3 victory over the Bulldogs in the game's 20th edition Wednesday afternoon at the Caesars Superdome.

Georgia Southern (8-5) set a New Orleans Bowl record for margin of victory and tied the record for fewest points allowed, thanks to an opportunistic defense that turned away Tech five times inside the 30-yard line, including three straight interceptions in the first half. Eagle quarterback Shai Werts, named the bowl's most valuable player, tied a bowl record with three

R + L Carriers New Orleans Bowl

touchdown runs and passed for a fourth score as Georgia Southern rolled up 448 yards of offense.

Werts had a 1-yard touchdown run to cap the game's first possession, a 37-yard jaunt in the second quarter and another 1-yard scoring run in the third quarter. He finished with 71 yards on 15 carries and was 7-of-12 passing for 126 yards and a 65-yard touchdown pass to Khaleb Hood.

The other Eagle touchdown came on a 4-yard fourth-quarter run by Gerald Green, who finished with 108 yards rushing.

Jacob Barnes' 45-yard field goal just before halftime accounted for the only points for Louisiana Tech (5-5).

Israel Tucker's 123 rushing yards accounted for more than half of the Bulldogs' 232 yards of total offense.

Georgia Southern's win was the fourth straight by the Sun Belt Conference over Conference USA in the New Orleans Bowl.

Score by Quarters	1st	2nd	3rd	4th	Final
GA Southern	7	14	7	10	38
LA Tech	0	3	0	0	3

Scoring:

First Quarter: GA Southern - Shai Werts 1 Yd Run (Alex Raynor Kick)

Second Quarter: GA Southern - Khaleb Hood 65 Yd Pass from Shai Werts (Alex Raynor Kick), GA Southern - Shai Werts 37 Yd Run (Alex Raynor Kick), LA Tech - Jacob Barnes 45 Yd Field Goal

Third Quarter: GA Southern - Shai Werts 1 Yd Run (Alex Raynor Kick)

Fourth Quarter: GA Southern - Alex Raynor 25 Yd Field Goal, GA Southern - Gerald Green 4 Yd Run (Alex Raynor Kick)

Team Statistics:	GA Southern	LA Tech
First Downs	17	15
Rushes- Net Yards	57-322	27-113
Net Yards Passing	126	119
Comp-Att-Int	7-12-0	19-39-4
Total Plays	69	66
Total Net Yards	448	232
Time of Possession	34:27	25:33

Individual Statistics

RUSHING

GA Southern - Gerald Green, 16 Carries, 108 Yards, 1 Touchdown

LA Tech - Israel Tucker, 20 Carries, 123 Yards

PASSING

GA Southern - Shai Werts, 7/12, 126 Yards, 1 Touchdown

LA Tech - JD Head, 9/14, 78 Yards, 1 INT

RECEIVING

GA Southern - Khaleb Hood, 1 Reception, 65 Yards, 1 Touchdown

LA Tech - Isaiah Graham, 3 Receptions, 26 Yards

Myrtle Beach Bowl

Game Date: Dec. 20, 2021
Kickoff time (EST): 2:30 p.m.
TV & Radio Network: ESPN & ESPN Radio
Conference Ties: Sun Belt, Mid-American and Conference USA

Website: www.myrtlebeachbowlgame.com
Facebook: facebook.com/MyrtleBeachBowlGame
Twitter: @MBBowlgame



Executive Director: Rachel Quigley
(c): (610) 405-9995
rachel@myrtlebeachbowlgame.com

Assistant Executive Director: Jared Dunn
(c): (850) 621-2022
Jared@myrtlebeachbowlgame.com

Media contact: Royce Dunnivan
(c) (919) 817-6192
media@myrtlebeachbowlgame.com

Ticket contact: Marty McGinty
(c) (615) 308-5720
mmcginty@camelliabowl.com

Team host contact: Jared Dunn

Ticket prices: \$30, \$45, \$90, \$130, \$160

Tailgate/RV:

Stadium Information: Brooks Stadium
Capacity/Surface: (20,000)/FieldTurf
Physical address: 540 University Blvd, Conway, SC 29526

Media Credentials and Parking: Contact Royce Dunnivan

Top Football Crowd in Stadium History:
17,249 2019 Coastal Carolina vs. Georgia State



Rachel Quigley
Executive Director

This Year's Bowl Activities (Tentative Schedule):

Date / Event	Place	Time
Thursday, December 16		
Team Arrives & Check-In	Hilton Resort	TBD
Team Arrives & Check-In	Marriott Resort	TBD
Head Coaches Press Conference & VIP Welcome Reception	TBD	5:00-7:00 pm
Player Hospitality Lounge	Respective Hotels	7:00-10:00 pm
Player Hospitality Lounge	Respective Hotels	7:00-Midnight
Friday, December 17		
Kids Day Out	Ripley's Aquarium	10:00am-2:00pm
Team Practices	Ashley Booth Field	10:00am-2:00pm
Team 1 Event	810 Bowling, NMB	5:00-7:00 pm
Team 2 CVB Event	TBD	TIME TBD
Player Hospitality Lounges	Respective Hotels	7:00-Midnight
Saturday, December 18		
Ladies Day Out	Ripley's Aquarium	10:00am-2:00pm
Team Practices	Ashley Booth Field	10:00am-2:00pm
Team 2 Event	810 Bowling, NMB	5:00-7:00 pm
Team 1 CVB Event	TBD	TIME TBD
Player Hospitality Lounges	Respective Hotels	7:00-Midnight
Sunday, December 19		
Mandatory Bowl Meeting	Via Zoom	10:00-11:00 am
TBD Team Walkthrough	Brooks Stadium	1:00-2:30 pm
TBD Media Availability pm	North End Zone	2:30-3:00
TBD Team Walkthrough	Brooks Stadium	3:30-5:00 pm
TBD Media Availability	North End Zone	5:00-5:30 pm
Player Hospitality Lounges	Respective Hotels	7:00-11:00 pm
*Player Hospitality Lounges may close earlier if an Institution chooses.		
Monday, December 20		
All Parking Lots Open	Coastal Carolina University	12:30 pm
Gates Open	Brooks Stadium	1:00 pm
Kick Off	Brooks Stadium	2:30 pm
Trophy Presentation w/ESPN Sideline Reporter	Mid-Field	Post-Game
Post-Game Press Conference	Field House at Brooks Stadium	Post-Game

Designated team hotels:

Host Hotel (TBA)
Hilton Myrtle Beach Resort
Myrtle Beach Oceanfront Resort
10000 Beach Club Dr.
Myrtle Beach, SC 29572
(843) 449-5000
Contact: Melissa Salem
Melissa.Salem@hilton.com

Host Hotel (TBA)
Marriott Myrtle Beach Resort & Spa
at Grande Dunes
8400 Costa Verde Drive
Myrtle Beach, SC 29572
(843) 449-8880
Contact: Cindy Hull
CHull@marriottssales.com

Myrtle Beach Bowl

Designated media hotel: TBD

Local Airport: Myrtle Beach International Airport (MYR)

1100 Jetport Road
Myrtle Beach, SC 29577
FlyMyrtleBeach.com

Local Tourism Bureau:

Myrtle Beach Area Chamber of Commerce/CVB
1200 North Oak Street
Myrtle Beach, SC 29577
VisitMyrtleBeach.com

Local Tourism Bureau:

60 Miles of Beach
Barefoot Landing
Broadway at the Beach
Brookgreen Gardens
Conway Riverwalk
Huntington Beach State Park
The Market Common
Murrells Inlet MarshWalk
Myrtle Beach State Park
Visit one of our many theatres for a show

DIRECTIONS

The Myrtle Beach Airport is 16 miles (30 minutes) from Conway along 501 North. Head north on Jetport Rd; Keep right to stay on Jetport Rd; Keep left to stay on Jetport Rd. Continue straight to stay on Jetport Rd; Keep right to stay on Jetport Rd; Turn left onto Harrelson Blvd; Turn right to merge onto US-17 N/US Highway 17 Bypass S toward N. Myrtle Beach; Merge onto US-17 N/US Highway 17 Bypass S; Merge onto US-501 N via the ramp to Conway; Keep right to stay on US-501 N; Keep right to stay on US-501 N; Slight right onto US-501 BUS S; Keep right to stay on US-501 BUS S; Turn left onto 4th Ave; Arrive in Conway, South Carolina.

Bowl Notes:

The Myrtle Beach Bowl is the first NCAA-sanctioned bowl to be played in the state of South Carolina.

Appalachian State defeated North Texas 56-28 in the inaugural Myrtle Beach Bowl last season. ASU runningback Camerun Peoples set NCAA bowl records with 319 rushing yards and five rushing TDs in the win.

The Myrtle Beach Bowl is being played at Brooks Stadium on the campus of Coastal Carolina in Conway, S.C. It is one of six bowls played on college campus, including the Famous Idaho Potato Bowl (Boise State), Boca Raton Bowl (FAU), New Mexico Bowl (New Mexico), First Responder Bowl (SMU), Military Bowl (Naval Academy). Three other bowls are played in college stadiums, but those venues are not on campus. They include the Birmingham Bowl (UAB), Alamo Bowl (UTSA) and Rose Bowl (UCLA).

Brooks Stadium has a unique feature that only a handful of other stadiums can claim. The venue is one of eight stadiums that do not feature green turf. Brooks Stadium uses teal colored turf, which is the primary color of Coastal Carolina. The list includes Albertson's Stadium (Boise State; blue turf), Brooks Stadium (Coastal Carolina; teal), Carlson Stadium (Luther College; blue), Estes Stadium (Central Arkansas; purple and gray), Lindenwood Stadium (Lindenwood College; red and gray), Ralph F. DellaCamera Stadium (New Haven; blue), Roos Field (Eastern Washington; red) and Rynearson Stadium (Eastern Michigan; gray).

There was a proliferation of postseason benefit games specially scheduled at the conclusion of the regular season during the Great Depression (principally in 1931) to raise money for relief of the unemployed in response to the President's Committee on Mobilization of Relief Resources and for other charitable causes. The exact number of these games is unknown, but it is estimated that more than 100 college games were played nationwide during this period, often irrespective of the competing teams' records. South Carolina hosted one of those games on Columbia on Dec. 5, 1931. Centre College defeated the Gamecocks, 9-7.

The state of South Carolina has hosted a number of non-sanctioned NCAA bowl games from 1946-1974. The list includes the Pecan Bowl (Orangeburg; 1946-47); Iodine Bowl (Charleston; 1949-51, 1953); Peninsula Bowl (Charleston, 1950); Palmetto Shrine Bowl (Columbia, 1950) and Textile Bowl (Spartanburg, 1974).

Major Media in the Area

Post & Courier
Myrtle Beach Herald
Horry Independen

WBMF (NBC)
Myrtle Beach Sun News
WFBX (FOX) WPDE (ABC)

Famous Idaho Potato Bowl

Game Date: Dec. 21, 2021

Kickoff time (EST): 3:30 p.m.

TV & Radio Network: ESPN & ESPN Radio

Conference Tie-ins: Mountain West & Mid-American

Mailing address: 1109 W. Main St., Suite 250, Boise, ID, 83702, (o) 208-424-1011 (fax) 208-424-1121

Website: www.famousidahopotatobowl.com

Facebook: facebook.com/FamousIdahoPotatoBowl

Twitter: @idpotatobowl



Executive Director: Kevin McDonald

(o) 208-424-1011 (c) 208-860-4077

kevin.mcdonald@espn.com

Media contact: Mike Walsh,

Media Relations Contact,

(c) 208-921-7396

idahopotatobowlmedia@gmail.com

Ticket contact: Andrew Bondi

(o) 208-426-5407

andrewbondi@boisestate.edu

Staff: Katy Murphree, Events Coordinator

(o) 208-424-1011; (c) 270-776-3220

katy.a.murphree@espn.com



Kevin McDonald
Executive Director

Team host contact: (208) 424-1011

Ticket prices:

Premium \$50

Corners \$30

End Zone \$20

Tailgate/RV: Boise State Parking and Transportation Office, 208-426-7275

Stadium Information: Albertsons Stadium

Capacity/Surface: 36,387 / Blue Field Turf

Physical address: 1910 University Drive, Boise, ID 83725

Stadium contact: Bob Carney, 208-608-6260

Contact for ordering phone lines: Bob Carney, 208-608-6260, robertcarney@boisestate.edu

Press box phone: 208-426-3309 / Wi-fi available



Mike Walsh
Media Contact

Media Credentials and Parking: online

through www.sportssystem.com/clients/famousidahopotatobowl/

Top Football Crowd in Stadium History:

36,864 2012 Boise State vs. BYU

Top 5 Crowds in Bowl Game History:

1. 30,493 2005 Boston College vs. Boise State

2. 30,446 2002 Boise State vs. Iowa State

3. 29,283 1999 Boise State vs. Louisville

4. 29,243 2013 Utah State vs. Toledo

5. 28,652 2006 Miami vs. Nevada

(all games at Albertsons Stadium)



Championship Trophy

This Year's Bowl Activities (Tentative Schedule):

Date / Event	Place	Time
Friday, December 17		
Team Arrivals	Grove Hotel; Riverside Hotel	1:00 pm
Albertsons Tackle Hunger	Bishop Kelly High School	4:00-5:30 pm
Award Winners Announced		
Saturday, December 18		
MW Practice	Boise State University	8:00-11:00 am
MAC Winter Sports Day	Bogus Basin	9:00-10:30 am
MAC Practice	Boise State University	1:00-4:00 pm
MW Winter Sports Day	Bogus Basin	3:00-4:30 pm
Sunday, December 19		
MAC Practice	Boise State University	8:00-11:00 am
MW Practice	Boise State University	1:00-4:00 pm
Monday, December 20		
FCA Breakfast	Boise Centre	7:30-9:15 am
Game Management Meeting	Allen Noble Hall of Fame	10:00-11:00 am
MW Practice	Boise State University	11:30-1:30 pm
MW Press Conference	Allen Noble Hall of Fame	1:45-2:15 pm

Famous Idaho Potato Bowl

Date / Event	Place	Time
MAC Press Conference	Allen Noble Hall of Fame	2:30-3:00 pm
MAC Practice	Boise State University	3:30-5:30 pm
Famous Idaho Potato Bowl Mash Bash	The Grove	6:00-7:00 pm

Tuesday, December 21 | GAME DAY

Tent Village/Albertsons Fan Fest		10:30 am
Stueckle Sky Center Opens		11:30 am
Gates Open	Albertsons Stadium	12:00 pm
Kick-Off	Albertsons Stadium	1:30 pm

Designated team hotels:

MW - The Riverside Boise 2900 Chinden Blvd. Boise, ID 83714 208-343-1871 Fax 208-344-1079 Lisa Becker, contact Direct: 208-331-4913 Fax: 208-331-4994 Lisa.becker@riversideboise.com	MAC - The Grove Hotel 245 S. Capitol Blvd. Boise, ID 83702 208-333-8000 Fax 208-333-8800 Lori Knipe, contact Direct: 208-489-3731 Fax: 208-424-2177 lori.knipe@block22hotels.com
--	--

Local airport: Boise Air Terminal; serves Delta, Southwest, United, US

Airways, Alaska Airlines, Allegiant Air

Jackson Jet Center and Western Air, serving charters and private aircraft

Local tourism bureau: Boise Convention and Visitor Bureau, Bobbie Patterson contact, 208-344-7777, bpatters@boisecvb.org

Prominent area tourist attractions:

State Capitol Building, Boise Art Museum, Discovery Center of Idaho, Idaho Historical

Museum, Boise Depot, Basque Museum & Cultural Center, Zoo Boise, Bogus Basin

Ski Resort, Idaho Botanical Garden, Old Idaho Penitentiary

DIRECTIONS

>From main arrival airport to stadium:

Go southeast on West Airport way toward South Vista Ave., stay straight to go onto

South Vista Ave., merge onto I-84 East/U.S. Hwy. 30 East toward Mountain Home, take Broadway Avenue exit 54, turn left onto South Broadway Avenue/U.S. Hwy. 20/U.S. Hwy. 26, turn left onto West University Drive.

Other Trivia:

- The hometown Boise State team played its first-ever Division I bowl game on its home

Bronco Stadium turf in the bowl's third game in 1999, taking a 34-31 win over Louisville

- In the 19-year history of the Famous Idaho Potato Bowl, no team has ever scored under

double digits. The lowest point total for any team is 10 by Tulsa in 2004. Every other winning and losing team has scored at least 16 points.

-Boise State enters the 2019 season with a home record of 113-9 since 2000, the best such record in the nation since the turn of the century.

Major Media in the area:

Idaho Statesman	KBOI-TV 2 (CBS)	KTVB-TV 7 (NBC)
The Idaho Press	Boise Weekly	KIVI-TV 6 (ABC) and 9 (FOX)

GAME HISTORY

Date	Result	Attendance	TV Rating
Humanitarian Bowl			
12/29/97	Cincinnati 35, Utah State 19	16,131	0.8 ESPN2
12/30/98	Idaho 42, Southern Miss 35	19,664	1.1 ESPN2
12/28/99	Boise State 34, Louisville 31	29,283	1.6 ESPN2
12/28/00	Boise State 38, UTEP 23	26,203	1.0 ESPN2
12/31/01	Clemson 49, Louisiana Tech 24	23,472	2.0 ESPN
12/31/02	Boise State 38, Iowa State 16	30,446	1.8 ESPN
1/3/04	Georgia Tech 52, Tulsa 10	23,118	2.1 ESPN

MPC Computers Bowl

12/27/04	Fresno State 37, Virginia 34	28,516	1.7 ESPN
12/28/05	Boston College 27, Boise State 21	30,493	2.33 ESPN
12/31/06	Miami 21, Nevada 20	28,652	1.63 ESPN

Roady's Humanitarian Bowl

12/31/07	Fresno State 40, Georgia Tech 28	27,062	0.77ESPN2
12/30/08	Maryland 42, Nevada 35	26,781	2.4 ESPN2
12/30/09	Idaho 43, Bowling Green 42	26,726	2.4 ESPN

uDrove Humanitarian Bowl

12/18/10	Northern Illinois 40, Fresno State 17	25,449	2.1 ESPN
----------	---------------------------------------	--------	----------

Famous Idaho Potato Bowl

Famous Idaho Potato Bowl

12/17/11	Ohio 24, Utah State 23	28,076	1.9 ESPN
12/15/12	Utah State 41, Toledo 15	29,243	2.22 ESPN
12/21/13	San Diego State 49, Buffalo 24	21,951	1.4 ESPN
12/20/14	Air Force 38, Western Michigan 24	18,223	1.45 ESPN
12/22/15	Akron 23, Utah State 21	18,876	1.076 ESPN
12/22/16	Idaho 61, Colorado State 50	24,975	.07 ESPN
12/22/17	Wyoming 37, Central Michigan 14	16,512	.98 ESPN
12/21/18	BYU 49, Western Michigan 18	18,711	ESPN
1/3/20	Ohio 30, Nevada 21	18,715	ESPN
12/22/20	Nevada 38, Tulane 27	N/A	ESPN

Individual Awards:

Year Winning Team MVP

1997	Chad Plummer, Cincinnati
1998	John Welsh, Idaho
1999	Brock Forsey, Boise State
2000	Bart Hendricks, Boise State
2001	Woody Dantzler, Clemson
2002	Bobby Hammer, Boise State
2003/04	P. J. Daniels, Georgia Tech
2004	Paul Pinegar, Fresno State
2005	Matt Ryan, Boston College
2006	Kirby Freeman, Miami
2007	Tom Brandstater, Fresno State
2008	Da'Rel Scott, Maryland
2009	De'Maundray Woolridge, Idaho
2010	Chandler Harnish, Northern Illinois
2011	LaVon Brazill, Ohio
2012	Kerwynn Williams, Utah State
2013	Adam Muema, San Diego State
2014	Shayne Davern, Air Force
2015	Robert Stein, Akron
2016	Matt Linehan, Idaho
2017	Josh Allen, Wyoming
2018	Zach Wilson, BYU
2020	Carson Strong, Nevada

Losing Team MVP

Steve Smith, Utah State
Lee Roberts, Southern Miss
Chris Redman, Louisville
Chris Porter, UTEP
Delwyn Daigre, Louisiana Tech
Anthony Forrest, Iowa State
Cort Moffit, Tulsa
Marques Hagans, Virginia
Jared Zabransky, Boise State
Jeff Rowe, Nevada
Jonahan Dwyer, Georgia Tech
Colin Kaepernick, Nevada
Freddie Barnes, Bowling Green
Jmel Hamler, Fresno State
Michael Smith, Utah State
Bernard Reedy, Toledo
Branden Oliver, Buffalo
Corey Davis, Western Michigan

Memorable Games:

- 1998: Idaho, returning to the blue turf after upsetting Boise State five weeks earlier, fell behind 21-7 as a 16-point underdog, but rallied behind quarterback John Welsh's four touchdown passes to take a 42-35 win over Southern Miss.
- 2004: Fresno State's Paul Pinegar threw a three-yard touchdown pass to Jaron Fairman on fourth down with 0:11 left to force overtime and then threw a winning pass to seldom-used tight end Stephen Spach for a 37-34 OT win over Virginia.
- 2005: Hometown Boise State came in with a 31-game home winning streak, but Boston College controlled the first 40 minutes behind Matt Ryan's three TD passes and built a 27-0 lead. Boise rallied with three scores and was at the BC 5 in the final minute before Ryan Glasper's interception with 0:37 left locked up the win in Dan Hawkins' final game as Boise coach.
- 2009: An already high-scoring game featured five touchdowns in the final quarter, with Bowling Green taking a 42-35 lead with 0:32 left on a 51-yard Tyler Sheehan to Freddie Barnes pass. But Idaho QB Nate Enderle marched his team 66 yards in three plays for a tying score, and then threw a two-point pass to Preston Davis for the win.
- 2014: Ahead by just six points following a Western Michigan early fourth-quarter touchdown, Air Force capitalized on a 60-yard fumble recovery touchdown return by junior DB Dexter Walker with 9:52 remaining to seal the 38-24 victory.
- 2016: Idaho held off a tenacious Colorado State team, 61-50, in a record-setting affair. For just the third time in college football bowl history, both teams eclipsed the 600-yard mark, combining for 1,206 yards of high-flying offense -- and that was after a scoreless first quarter.

Top Individual Performers:

- Carson Strong, QB, Nevada, 2020 - Matched a Famous Idaho Potato Bowl record with five touchdown passes to cap his Mountain West Offensive MVP season and lead Nevada past Tulane, 38-27. Strong tossed three scores in the first 18 minutes as the Wolf Pack claimed a 19-0 lead.
- Matt Linehan, QB, Idaho, 2016 -- Passed for 381 yards, scoring five touchdowns, one of which he ran in himself to hold off a relentless Colorado State attack in the Vandals' 61-50 win over the Rams.
- Kerwynn Williams, RB, Utah State, 2012 -- Scored three touchdowns in a span of less than four minutes in the fourth quarter, helping Utah State break open a close game and roll to a 41-15 win over Toledo. Williams fumbled to set up a Toledo field goal midway through the period and then scored on runs of 63, five and 25 yards in a 182-yard rushing effort.
- P. J. Daniels, RB, Georgia Tech, 2003 -- Capped his season by rushing for a bowl-record 307 yards and four touchdowns in the Yellow Jackets' 52-10 win over Tulsa.
- Bart Hendricks, QB, Boise State, 2000 -- Capped his Boise career by throwing a touchdown pass, rushing for two including a bowl-record 77-yard run, and catching a TD pass in the waning moments of Boise's 38-23 win over UTEP.
- Ryan Skinner, LB, Idaho, 1998 -- Helped the Vandals keep pace with Southern Miss by making a bowl-record 20 tackles.

Famous Idaho Potato Bowl

Freddie Barnes, WR, and Tyler Sheehan, QB, Bowling Green, 2009 -- Barnes, the nation's leading receiver, set bowl marks with 17 catches, 219 yards and three TD's, and Sheehan threw for 387 yards and had 412 offensive yards, both bowl records, against Idaho

Woody Dantzler, QB, Clemson, 2001 -- Threw for 218 yards and four touchdowns and ran for 57 more, triggering a 548-yard outburst in the Tigers' 49-24 win over Louisiana Tech

Last Year's Game:

After putting up impressive numbers in a losing effort at last season's Famous Idaho Potato Bowl, Nevada quarterback Carson Strong made sure the Wolf Pack was victorious this time around. Strong matched a bowl record with five touchdown passes and was named the game's Most Valuable Player as Nevada defeated Tulane 38-27, for its first win in four trips to the Famous Idaho Potato Bowl.

Strong, a redshirt sophomore and the 2020 Mountain West Offensive Player of the Year, threw for three scores in the first 18 minutes of game action and staked Nevada (7-2) to a 19-0 lead.

The Wolf Pack led 26-7 at halftime, but Tulane outscored Nevada 13-0 in the third quarter to make it a one-score game. The Green Wave (6-6) got another stop after Nevada missed a field goal with just over a minute to play in the third quarter. Tulane's ensuing drive ended with an interception near midfield, which was returned to the 20 yard line.

Strong took advantage three plays later, connecting with tight end Cole Turner for the second time in the game. Strong threw for his record-tying fifth touchdown with 4:19 to play, this time a 21-yard hook up with Jamaal Bell, to put Nevada in control at 38-20.

While Nevada's aerial attack made headlines, the ground game for both teams provided plenty of punch. Three different running backs rushed for at least 100 yards for the first time in Famous Idaho Potato Bowl history.

Tulane's Cameron Carroll carried the ball 10 times for 120 yards, including a 65-yard touchdown with seven seconds remaining to provide the final score. Carroll's 120 yards rank 15th all-time in game history.

Devonte Lee and Toa Taua paced Nevada's offensive backfield. Lee totaled 105 yards and Taua tallied 102. They are the second set of teammates to eclipse the century mark in the same Famous Idaho Potato Bowl.

Taua scored twice on big plays. He hauled in a 44-yard pass from Strong on a flea flicker to take a 19-0 lead early in the second quarter. Five minutes later, he took a direct snap on fourth down and sprinted 50 yards to the end zone for a 26-7 advantage.

Nevada's defense bothered Tulane quarterback Michael Pratt all night, registering season highs of three interceptions and eight sacks. The Wolf Pack's eight sacks are the most in Famous Idaho Potato Bowl history.

Pratt finished 12-of-25 on the day for 168 yards and two touchdowns. He also ran for a score.

Score by Quarters	1st	2nd	3rd	4th	Final
Ohio	3	17	10	0	30
Nevada	3	6	0	12	21

Scoring:

First Quarter – NEVADA - TALTON, Brandon 51 yd field goal, 0 - 3, OHIO - ZERVOS, L. 29 yd field goal, 3 - 3

Second Quarter – OHIO - ROSS, J. 12 yd run (ZERVOS, L. kick), 10 - 3, NEVADA - TALTON, Brandon 36 yd field goal, 10 - 6, OHIO - ROURKE, N. 35 yd run (ZERVOS, L. kick), 17 - 6, OHIO - ZERVOS, L. 33 yd field goal, 20 - 6, NEVADA - TALTON, Brandon 33 yd field goal, 20 - 9

Third Quarter – OHIO - ZERVOS, L. 26 yd field goal, 23 - 9, OHIO - TUGGLE, D. 2 yd run (ZERVOS, L. kick), 30 - 9

Fourth Quarter – NEVADA - COOKS, Elijah 8 yd pass from STRONG, Carson (TALTON, Brandon kick blocked), 30 - 15, NEVADA - LEE, Devonte 1 yd run (STRONG, Carson pass failed), 30 - 21

Team Statistics:	Ohio	Nevada
First Downs	25	24
Rushes- Net Yards	50-285	19-29
Net Yards Passing	144	401
Passing (Comp-Att-Int)	17-9-0	50-32-0
Total Net Yards	429	430
Fumbles-Lost	2-2	2-2
Penalties-Yards	2-20	4-58
Time of Possession	30:38	29:22

Individual Statistics

RUSHING

OHIO – D. Tuggle 10-97, ITD; Nathan Rourke 10-87, ITD; J. Ross 17-57, ITD; O. Allison 9-46

NEVADA – Toa Taua 6-48; Devonte Lee 9-9, ITD

PASSING

OHIO – Nathan Rourke 9/17, 144 yds

NEVADA – Carson Strong 31/49, 402 yds, ITD

RECEIVING

OHIO – I. Cox 3-73; T. Walton 2-22; J. Ross 1-14; C. Odom 1-14; D. Knock 1-12; R. Luehrman 1-9

NEVADA – Elijah Cooks 14-197, 1TD; M. Stovall 7-84; Ben Putman 6-73; O'Leary-Orange 3-24; Cole Turner 1-18; H. Ikahihifo 1-5

PUNTING

OHIO – M. Farkas 2-84, 43 long

NEVADA – Q. Conaway 3-139, 53 long



BowlSeason.com



@BowlSeason



@BowlSeason



/BowlSeason



/BowlSeason

Tropical Smoothie Cafe Frisco

Game Date: Dec. 21, 2021
Kickoff time (CT): 6:30 p.m.
TV & Radio Network: ESPN
Conference Tie-ins: Conference Pool
Mailing address: 9200 World Cup Way, Frisco, TX 75033
(o) 469-365-0203

Website: www.thefriscobowl.com
Facebook: facebook.com/FriscoBowlGame
Twitter: @FriscoBowlGame

Executive Director: Sean Johnson
(o/c) 214-929-0867
sjohnson@fcdallas.com

Media contact: Ray Mallouk,
Director of Communications
(office/cell) 214-403-8334
rmallouk@breakaway-sports.com

Ticket contact: Kris Katseanes,
VP of Ticket Sales & Service
(o) (469) 365-0045,
KKat@fcdallas.com

Staff: Wren Ovard, Events & Guest Services Coordinator
(o) 469-365-0020 (c) 214-679-6896
woward@fcdallas.com
Nick Shafer, VP of Stadium Operations
(469)365-0007, NShafer@fcdallas.com
Josh Harding, Stadium Operations Coordinator
(469)365-0151, JHarding@fcdallas.com

Team host contact: TBD

Ticket prices: TBD

Tailgate/RV: information N/A

Stadium Information: Toyota Stadium
Capacity/surface: 20,500 / grass
Physical address: 9200 World Cup Way, Frisco, TX 75033
Stadium contact: Nick Shafer, (469)365-0007
NShafer@fcdallas.com
Contact for ordering phone lines: Josh Harding
(469)365-0151, JHarding@fcdallas.com
Press box phone: N/A / Wi-fi available

Media Credentials and Parking: media applications sent directly to Ray Mallouk at rmallouk@breakaway-sports.com. Media Will Call window for credential pickup located at North Gate on gameday only.

Top Football Crowd in Stadium History:
21,836 2015 FCS Championship Game

Top 5 Crowds in Bowl Game History:
2017 14,419 Louisiana Tech 51, SMU 10 (Inaugural Game)
2018 11,029 Ohio 27, San Diego State 0
2019 12,120 Kent State 51, Utah State 41

Designated team hotels:

TBD – Omni Frisco Hotel
11 Cowboys Way
Frisco, TX 75034
(469) 287-0000

TBD- Westin Stonebriar Hotel and Golf Club
1549 Legacy Dr
Frisco, TX 75034
(972) 668-8000

Designated media hotel:

Comfort Suites Frisco
9700 Dallas Pkwy., Frisco, TX 75034
Phone: 972-668-9700 / Fax: 972-998-9701

Local airport: Dallas/Ft. Worth International Airport (DFW); American, United, Delta, Alaska, Spirit, JetBlue, Frontier, Sun Country, Virgin America
Dallas Love Field (DAL); Southwest, United, Delta

Local tourism bureau: www.visitfrisco.com, www.visitdallas.com



Sean Johnson
Executive Director



Ray Mallouk
Media Contact



Wren Ovard
Events & Guest Services
Coordinator

Tropical Smoothie Cafe Frisco Bowl

Prominent area tourist attractions:

Six Flags Over Texas, Dallas Arts District, Dallas World Aquarium, Dallas Zoo, Sixth Floor Museum, Perot Museum of Nature & Science, Fort Worth Stockyards, Sundance Square, Fort Worth Museum District, Fort Worth Zoo

DIRECTIONS

>From DFW airport to stadium:

Exit Terminal. Take International Pkwy, TX-121 N, Sam Rayburn Tollway and Dallas North Tollway N to Dallas Pkwy in Frisco. Take the exit toward Cotton Gin Rd/Main St from Dallas North Tollway N. Turn right on Main St then Left on Coleman Blvd. Approximate travel time: 35 minutes.

>From Dallas Love Field airport to stadium:

Get on Dallas North Tollway N from Herb Kelleher Way and W Mockingbird Ln. Follow Dallas North Tollway N to Dallas Pkwy in Frisco. Take the exit toward Cotton Gin Rd/Main St from Dallas North Tollway N. Turn right on Main St. then left at Coleman Blvd. Time: 40 minutes

>From DFW airport to media hotel:

Take International Pkwy, TX-121 N, Sam Rayburn Tollway and Dallas North Tollway N to Dallas Pkwy in Frisco. Take the exit toward Cotton Gin Rd/Main St from Dallas North Tollway N (25.7 mi), Merge onto Dallas Pkwy, hotel will be on the right.

>From Dallas Love Field airport to media hotel:

Get on Dallas North Tollway N from Herb Kelleher Way and W Mockingbird Ln (2.4 mi). Follow Dallas North Tollway N to Dallas Pkwy in Frisco. Take the exit toward Cotton Gin Rd/Main St from Dallas North Tollway N (21.8 mi). Merge onto Dallas Pkwy. Hotel will be on the right.

>From media hotel to stadium:

Head north on Dallas Pkwy toward Technology Dr, Turn right onto Technology Dr, Turn right onto World Cup Way, Turn left onto Lamar Hunt Way, Stadium on right.

Other Trivia:

- On April 21, 2017, it was announced that the Miami Beach Bowl – which had been owned and operated by the American Athletic Conference ("The American") – had been sold to ESPN Events and that it would relocate to Frisco, Texas, to be played in Toyota Stadium for the 2017 season.

- The newly created Frisco Bowl is owned and operated by ESPN Events, a division of ESPN, and is affiliated with the American Athletic Conference. ESPN Events has entered into a partnership with FC Dallas to host and manage the bowl game and its ancillary events.

Major Media in the area:

Dallas Morning News

Fort Worth Star Telegram

KESN-FM 103.3 ESPN Radio

KRLD-AM 1080 & FM 105.3 Radio

KTCK-AM 1310 Radio

KSKY-AM 660 Radio

KTVT-TV 11 (CBS)

WFAA-TV 8 (ABC)

KTXA-TV 21 (Ind.)

KFWD-TV 52 (Ind.)

KLIF-AM 570 Radio

WBAP-AM 820 Radio

KXAS-TV 5 (NBC)

KDFW-TV 4 (Fox)

KDAF-TV 33 (CW)

Fox Sports Southwest

Tropical Smoothie Cafe Frisco Bowl

GAME HISTORY

Date	Result	Attendance	TV Rating
Miami Beach Bowl			
12/22/14	Memphis 55, BYU 48	20,761	0.9 ESPN
12/21/15	Western Kentucky 45, South Florida 35	21,712	0.78 ESPN
12/19/16	Tulsa 55, Central Michigan 10	15,262	0.6 ESPN
Frisco Bowl			
12/20/17	Louisiana Tech 51, SMU 10	14,419	ESPN
12/19/18	Ohio University 27, San Diego State 0	11,029	ESPN
12/20/19	Kent State 51, Utah State 41	12,120	ESPN2

Individual Awards:

	Most Valuable Player - Offensive	Most Valuable Player - Defensive
2014	Paxton Lynch, QB, Memphis	
2015	Brandon Doughty, QB, WKU	
2016	Dane Evans, QB, Tulsa	
2017	J'Mar Smith, QB, La. Tech	Amik Robertson, CB, La. Tech
2018	A.J. Ouellette, RB, Ohio	Evan Croutch, LB, Ohio
2019	Dustin Crum, QB, Kent State	Qwantrezz Knight, DB, Kent State

Memorable Games:

2014: Memphis wasted a pair of double-digit leads and needed a 54-yard field goal from Jake Elliott to force a second overtime period, but Paxton Lynch's 11-yard touchdown pass to Roderick Proctor and an interception by Christian Stewart in the second overtime helped the Tigers take a 55-48 win over BYU in the inaugural game.

Top Individual Performances:

2019: Dustin Crum, QB, Kent State – Crum completed 80.8% of his passes (21 of 26) in the game. He also had a career best 147 net rushing yards on 23 carries.

2018: A.J. Ouellette, RB, OHIO -- This was the fourth straight 100-yard rushing game for the senior running back with 164 yards on 29 carries for the Bobcats.

2015: Brandon Doughty, QB, WKU -- The redshirt senior quarterback led the Conference USA-Champion Hilltoppers to victory, throwing for 461 yards and three touchdowns. The game MVP also set a school single season passing record, finishing with 5,055 yards total yards in his final campaign.

2014: Paxton Lynch, QB, Memphis -- Threw four touchdown passes and rushed for three more scores, tying the NCAA record for most touchdowns responsible for in a bowl game, in leading Memphis to a double-overtime 55-48 win over BYU in the inaugural game. Lynch threw for 306 yards, including a five-yard score in the final minute of regulation to force overtime and an 11-yard score in the second overtime for the eventual victory margin.

2014: Christian Stewart, QB, BYU -- Passed for 348 yards and three touchdowns, while twice guiding the Cougars back from 10-point deficits before falling 55-48 in double overtime to Memphis in the inaugural game.

2014: Keiwone Malone, WR, Memphis -- Caught six passes for 75 yards and two touchdowns – a 33-yard score 1:06 into the game and an 11-yard grab with 45 seconds left in regulation – to help Memphis take a 55-48 double-overtime win over BYU.

Last Game (2019):

Dustin Crum passed for 289 yards and two touchdowns and ran for a career-high 147 yards and the clinching score to help Kent State beat Utah State 51-41. Kent State (7-6) closed the season with four consecutive victories to finish with a winning record for the first time since 2012.

Score by Quarters	1st	2nd	3rd	4th	Final
Utah State	10	7	10	14	41
Kent State	17	6	3	25	51

Scoring:

First Quarter:

Utah State – Gerold Bright 4-yard run (Eberle kick)
Kent State - Isaiah McKoy 78-yard pass from Dustin Crum (Trickett

kick)

Kent State – Xavier Williams 2-yard run (Trickett kick)
Kent State - Matthew Trickett 40-yard field goal
Utah State – Dominik Eberle 41-yard field goal

Second Quarter:

Utah State - Siaoisi Mariner 25-yard pass from Love (Eberle Kick)
Kent State - Matthew Trickett 22-yard field goal
Kent State – Matthew Trickett 36-yard field goal

Third Quarter:

Kent State – Matthew Trickett 29-yard field goal
Utah State – Devin Thompkins 17-yard pass from Jordan Love (Eberle

kick)

Utah State - Dominik Eberle 45-yard field goal

Fourth Quarter:

Kent State – Will Matthews 4-yard run (Matthews two-point conversion)
Utah State – Deven Thompkins 57-yard run (Eberle kick)

Tropical Smoothie Cafe Frisco Bowl

Kent State – Antwan Dixon 1-yard pass from Crum (Trickett kick)
Kent State – Matthew Trickett 37-yard field goal
Utah State – Siaosi Mariner 11-yard pass from Love (Eberle kick)
Kent State – Dustin Crum 4-yard run (Trickett kick)

Team Statistics:	USU	Kent
First Downs	30	26
Total Net Yards	506	550
Rushes-Yards	40-189	56-252
Passing Yards	317	298
Total Plays	79	83
Passing Comp-Att-Int	30-39-1	22-27-0
Time of possession	27:42	32:18

Individual Statistics

RUSHING

Utah State – Gerold Bright 21-94 Kent State – Dustin Crum 23-147

PASSING

Utah State – Jordan Love 30/39, 317, 3 TD, 1 INT
Kent State – Dustin Crum 21/26, 289, 2 TD, 0 INT

RECEIVING

Utah State – Siaosi Mariner 7/113, 2 TD
Kent State – Isaiah McKoy 6/103, 1TD

Lockheed Martin Armed Forces

Game Date: Dec, 22, 2021
Kickoff time (EST): 8 p.m.
TV & Radio Network: ESPN/Bowl Season Radio
Conference Tie-ins: Army/Conference Pool
Mailing address: 505 Main Street, Suite 270,
 Fort Worth, TX 76102
 (o) 817-810-0012 (fax) 817-810-0252



Website: www.ArmedForcesBowl.com
Facebook: facebook.com/ArmedForcesBowl
Twitter: @ArmedForcesBowl

Executive Director: Brant B. Ringler
 (o) 817-810-0506 (c) 817-915-2152
 E-mail: brant.b.ringler@espn.com

Media contact: Drew Harris
 (c) 254-716-8573
drew@firstpitchpr.com

Staff: Monty Clegg, Associate Manager of Events
 (o) 817-810-0016 (c) 817-239-6646
 E-mail: Monty.Clegg@espn.com

Team host contact: Monty Clegg
 Associate Manager of Events
 (o) 817-810-0016 (c) 817-239-6646
 E-mail: Monty.Clegg@espn.com

Ticket prices: \$30 - \$140; Armed forces veterans and active-duty personnel receive free admittance via the Lockheed Martin Armed Forces Bowl corporate military ticket underwriting program (while supplies last).

Tailgate/RV: Bowl Office, 817-810-0012 or armedforcesbowl.com

Stadium Information: Amon G. Carter Stadium
 Capacity/Surface: 45,000 / Natural grass
 Physical address: 2850 Stadium Drive, Fort Worth, TX 76129
 Stadium contact: Mark Cohen, 817-257-5394, m.cohen@tcu.edu
 Contact for ordering phone lines: Drew Harris, Media Contact, drew@firstpitchpr.com
 Press box phone: 817-921-7981, 7982 / Wi-fi available

Media Credentials and Parking: Apply online at www.ArmedForcesBowl.com. Contact Drew Harris at drew@firstpitchpr.com with questions.

Top Football Crowd in Stadium History:
 50,307 2009 Utah vs. TCU

Top 5 Crowds in Bowl Game History:

1. 44,738 2018 Houston vs. Army West Point
 2. 41,414 2009 Air Force vs. Houston
 3. 41,127 2008 Houston vs. Air Force
 4. 40,905 2007 California vs. Air Force
 5. 40,754 2012 Rice vs. Air Force
- (all games except 2010 and 2011 played at Amon G. Carter Stadium, Fort Worth)



Brant Ringler
Executive Director



Drew Harris
Media Contact



Championship Trophy

This Year's Bowl Activities (Tentative Schedule):

Date / Event	Place	Time
Wednesday, December 22, 2021		
Lockheed Martin	Amon G. Carter Stadium	7:00 p.m.
Armed Forces Bowl Kickoff		

Designated team hotels:

Renaissance Worthington
 200 Main Street
 Fort Worth, TX 76102
 817-870-1000

Omni Fort Worth
 1300 Houston St.
 Fort Worth, TX 76102
 817-535-6664

Lori Prestwood, contact
 817-882-1720
Lori.A.Prestwood@marriott.com

Contact N/A

Designated media hotel:

Courtyard Fort Worth Marriott Blackstone
 601 Main Street, Fort Worth, TX 76102, 817-885-8700

Lockheed Martin Armed Forces Bowl

Local airports: Dallas/Fort Worth International Airport (DFW); American, American Eagle, Delta, Frontier, United, US Airways, Alaska Airlines, Air Canada, British Airways, JetBlue, Spirit, Virgin America
Love Field (DAL); Southwest, Delta, United

Local tourism bureau: Jessica Dowdy, Fort Worth Chamber of Commerce, jessicadowdy@fortworth.com 817-336-8791; Tracy Gilmour, Sundance Square, tgilmour@sundancesquare.com, 817.255.5740

Prominent area tourist attractions:

Fort Worth Cultural District, Fort Worth Zoo, Amon Carter Museum of American Art, Kimbell Art Museum, Fort Worth Museum of Science and History, Fort Worth Stockyards, Sundance Square Plaza

DIRECTIONS

>From Dallas-Fort Worth International Airport (DFW) to stadium:

(28.8 miles, approximately 37 minutes driving) Head southeast and take slight left toward S. International Pkwy. (0.2 miles), take ramp onto S. International Pkwy. (2.3 miles), continue onto TX-97 Spur (1.6 miles), keep right at fork, follow signs for TX-183 W/Ft Worth and merge onto TX-183W (10.4 miles), merge onto I-820 S (1.0 mi), slight left onto TX-121 S (7.1 miles), take exit on the left onto I-35W S/U.S. 287 S/U.S.-377 toward Waco (0.7 miles), take Exit 51 to merge onto I-30 W/U.S.-377 S toward Abilene (3.3 miles), take Exit 12A for South University Drive toward City Parks/Zoo/TCU (0.1 miles), keep right at the fork, follow signs for S University Dr./Ft Worth Zoo/TCU and merge onto S. University Dr. (1.6 miles), turn right onto W. Cantey St. (0.3 miles), turn right onto Stadium Drive and stadium will be on the left.

>From Dallas Love Field (DAL) to stadium:

(38 miles, approximately 54 minutes driving) Head southwest on Herb Kelleher Way toward Contrail Lane (0.3 miles), slight right to stay on Herb Kelleher Way (0.6 miles), take first right onto W. Mockingbird Lane (2.3 miles), turn right onto John W. Carpenter Fwy. N (0.5 miles), take ramp on the left onto TX-183 W (1.7 miles), slight left to stay on TX-183 W (signs for Fort Worth/DFW South Entry) (18.4 miles), merge onto I-820 S (1.0 mi), slight left onto TX-121 S (7.1 miles), take exit on the left onto I-35W S/U.S. 287 S/U.S.-377 toward Waco (0.7 miles), take Exit 51 to merge onto I-30 W/U.S.-377 S toward Abilene (3.3 miles), take Exit 12A for South University Drive toward City Parks/Zoo/TCU (0.1 miles), keep right at the fork, follow signs for S University Dr./Ft Worth Zoo/TCU and merge onto S. University Dr. (1.6 miles), turn right onto W. Cantey St. (0.3 miles), turn right onto Stadium Drive and stadium will be on the left.

>From Dallas-Fort Worth International Airport (DFW) to media hotel:

(24.2 miles, approximately 30 minutes driving) Head southeast (0.1 miles) and take slight left toward S. International Pkwy. (0.1 miles), take ramp onto S. International Pkwy. (2.3 miles), continue onto TX-97 Spur (1.6 miles), keep right at fork and follow signs for TX-183 W/Fort Worth and merge onto TX-183 W (10.4 miles), merge onto I-820 S (1.0 miles), slight left onto TX-121 S (7.1 miles), take exit on left onto I-35W S/U.S. 287 S/U.S.-377 S toward Waco (0.7 miles), take Exit 52A for Texas 280 Spur toward Downtown (0.2 miles), merge onto TX-280 Spur (0.6 miles), turn right onto Main St., Marriott Courtyard Blackstone will be on the right.

>From Dallas Love Field (DAL) to media hotel:

(33.4 miles, approximately 46 minutes driving) Head southwest on Herb Kelleher Way toward Contrail Lane (0.3 miles), slight right to stay on Herb Kelleher Way (0.6 miles), take first right onto W. Mockingbird Lane (2.3 miles), turn right onto John W. Carpenter Fwy. N (0.5 miles), take ram on left onto TX-183 W (1.7 miles), slight left to stay on TX-183 W (signs for Fort Worth/DFW South entry) (18.4 miles), merge onto I-820 S (1.0 miles), slight left onto X-121 S (7.1 miles), take exit on the left onto I-35 W S/U.S. 287 S/U.S.-377 S toward Waco (0.7 miles), take Exit 52A for Texas Spur toward Downtown (0.2 miles), merge onto TX-280 Spur (0.6 miles), turn right onto Main St., Marriott Courtyard Blackstone will be on the right.

>From media hotel to stadium:

(4.5 miles, approximately 11 minutes driving) Head southeast on Main St. toward E. 6th St. and take first right onto TX-280 Spur (0.3 miles), turn right onto W. 7th St. and take first left onto Macon St. (0.2 miles), take ramp onto I-30 W (1.9 miles), take Exit 12A for South University Drive toward City Parks/Zoo/TCU (0.1 miles), keep right at fork and follow signs for S. University Drive/Fort Worth Zoo/TCU and merge onto S. University Drive (1.6 miles), turn right onto W. Cantey St. (0.3 miles), turn right onto Stadium Drive and stadium will be on the left.

Other Trivia:

- The Lockheed Martin Armed Forces Bowl is the only bowl game that honors all branches of the U.S. Armed Forces and the only bowl game that has had all three service academies participate in the game. (Air Force in 2007, 2008, 2009, 2012 and 2015; Army in 2010, 2017 and 2018; and Navy in 2013 and 2016).

- Lockheed Martin Aeronautics, with facilities in the Dallas-Fort Worth Metroplex, became the title sponsor of the Armed Forces Bowl in early 2014.

- The Lockheed Martin Armed Forces Bowl unveiled a new championship trophy in 2010, with actual battle-used metal forged into the trophy's structure. All five branches of the military are represented with their seals engraved on the backside of the trophy.

- Since 2006, the Executive Committee of the Lockheed Martin Armed Forces Bowl has presented the Great American Patriot Award to an individual or group that is of high moral fiber and good character; has spent his or her career serving the common good of the United States; has gone beyond the call of duty to serve and protect his or her country; has proven dedication and loyalty in upholding the Constitution and the laws of the nation; and has worked tirelessly to make the U.S. a better and safer place for all its citizens.

- The Football Writers Association of America (FWAA) and the Lockheed Martin Armed Forces Bowl initiated the Armed Forces Merit Award in 2012 to honor an individual and/or group. Nominations are accepted over the summer, with the selection process beginning in October. The Armed Forces Merit Award is selected by a panel of individuals from the FWAA and the Lockheed Martin Armed Forces Bowl.

Lockheed Martin Armed Forces Bowl

GAME HISTORY

Date	Result	Attendance	TV Rating
PlainsCapital Bank Fort Worth Bowl			
12/23/03	Boise State 34, TCU 13	38,028	ESPN
12/23/04	Cincinnati 32, Marshall 14	27,902	ESPN
Fort Worth Bowl			
12/23/05	Kansas 42, Houston 13	33,505	ESPN
Bell Helicopter Armed Forces Bowl			
12/23/06	Utah 25, Tulsa 13	32,412	ESPN
12/31/07	California 42, Air Force 36	40,905	ESPN
12/31/08	Houston 34, Air Force 28	41,127	ESPN
12/31/09	Air Force 47, Houston 20	41,414	ESPN
12/30/10	Army 16, SMU 14	36,742	ESPN
12/30/11	BYU 24, Tulsa 21	30,258	ESPN
12/29/12	Rice 33, Air Force 14	40,754	ESPN
12/30/13	Navy 24, Middle Tennessee 6	39,246	1.1 ESPN
Lockheed Martin Armed Forces Bowl			
1/2/15	Houston 35, Pittsburgh 24	37,888	1.5 ESPN
12/29/15	California 55, Air Force 36	38,915	1.3 ESPN
12/23/16	Louisiana Tech 48, Navy 45	40,542	1.5 ESPN
12/23/17	Army 42, San Diego State 35	35,985	2.1 ESPN
12/22/18	Army 70, Houston 14	44,738	1.6 ESPN
1/4/20	Tulane 30, Southern Miss 13	38,513	ESPN
12/31/20	Mississippi State 28, Tulsa 26	9,000	ESPN

Individual Awards:

	Starr MVP Award Winning Team	Starr MVP Award Runner-Up
2003	Ryan Dinwiddie, QB, Boise State	Brandon Hassell, QB, TCU
2004	Gino Guidugli, QB, Cincinnati	Josh Davis, WR, Marshall
2005	Jason Swanson, QB, Kansas	Kevin Kolb, QB, Houston
2006	Louis Sakoda, P/PK, Utah	Paul Smith, QB, Tulsa
2007	Kevin Riley, QB, California	Shaun Carney, QB, Air Force
2008	Bryce Beall, RB, Houston	Jared Tew, RB, Air Force
2009	Asher Clark, RB, Air Force	Tyron Carrier, WR, Houston
2010	Stephen Anderson, LB, Army	Darius Johnson, WR, SMU
2011	Cody Hoffman, WR, BYU	Dexter McCoil, DB, Tulsa
2012	Jordan Taylor, WR, Rice	Austin Niklaas, LB, Air Force
2013	Keenan Reynolds, QB, Navy	T. J. Barber, LB, Middle Tennessee
2015	Kenneth Farrow, RB, Houston	Chad Voytik, QB, Pittsburgh
2015	Jared Goff, QB, California	Karson Roberts, QB, Air Force
2016	Trent Taylor, WR, Louisiana Tech	Zach Abey, QB, Navy
2017	Ahmad Bradshaw, QB, Army	Rashaad Penny, RB, San Diego State
2018	Kelvin Hopkins Jr., QB, Army West Point	Romello Brooker, TE, Houston
2019	Justin McMillan, QB, Tulane	Quez Watkins, WR, USM
2020	Lideatrick Griffin, WR/KR	Christian Williams, CB

Memorable Games:

- 2003: The inaugural game, called the PlainsCapital Bank Fort Worth Bowl, featured two top-25 schools with double-digit regular-season win totals. Boise State outlasted TCU 34-31 to win a bowl game on the road for the first time in school history.
- 2009: The game featured only the sixth major college game since 1996 with kickoff return touchdowns on consecutive plays (none had been in a bowl game). Air Force also intercepted Houston's Case Keenum six times, tying a bowl record for pass interceptions. Air Force went on to win 47-20 over Houston.
- 2010: Sparked by a 55-yard fumble return by defensive end Josh McNary during the opening minutes of play, Army completed its first winning season since 1996 by defeating SMU 16-14 in front of a sold-out stadium-record of 36,742 at Gerald J. Ford Stadium.
- 2011: Cody Hoffman's third touchdown reception of the game, with 11 seconds left in the contest, lifted BYU to a 24-21 win over Tulsa. BYU drove 48 yards in 12 plays during a 4:08 scoring drive as Hoffman caught a 2-yard TD pass from quarterback Riley Nelson to secure the win.
- 2015: Houston capped a 29-point fourth quarter with a two-point conversion to seal a 35-34 victory over Pittsburgh with just 0:59 left. The comeback, the largest ever in a bowl that didn't go to overtime, saw the Cougars recover two onside kicks in a row to stun the Panthers.
- 2016: Jonathan Barnes kicked a 32-yard field goal as time expired as Louisiana Tech beat Navy, 48-45, in the highest scoring game in Lockheed Martin Armed Forces Bowl history. Navy tied the score at 45-45 with less than four minutes remaining in the game.
- 2017: For the second straight year, the game down to the final seconds, as the Army West Point Black Knights scored 14 points in the final 18 seconds to earn a 42-35 victory over San Diego State. As a team, Army ran for 440 yards. The Aztecs' Rashaad Penny rushed for 221 yards and four touchdowns on 14 carries.
- 2018: Army West Point matched an all-time, all-bowl record for points by one team (70) and also equaled the all-time bowl record for margin of victory (56).

Top Individual Performances:

- Rashaad Penny, RB, San Diego State – Closed his career by running for a bowl-record 221 yards on just 14 carries, with a LMAFB-best four touchdowns before becoming a first-round draft pick in April.
- Jared Goff, QB, California, 2015 – Threw for 467 yards and six touchdowns, breaking Aaron Rodgers' Cal record for passing yards in a bowl game. Goff was 25 of 37 with no interceptions.

Lockheed Martin Armed Forces Bowl

- Ryan Dinwiddie, QB, Boise State, 2003 – In the inaugural bowl, threw three touchdown passes, including an 18- yarder to Derek Schouman in the final minutes, to lead the Broncos to a 34-31 win over hometown favorite TCU.
- Kyle Van Noy, LB, Brigham Young, 2011 – Recorded 10 tackles including five for losses and two sacks, and also forced a fumble in BYU's narrow 24-21 win over TCU. He led a Cougar defense that held the Golden Hurricane, which had been averaging over 200 rush yards per game, to only 37 yards on the ground.
- Jason Swanson, QB, Kansas, 2005 – Threw four touchdown passes, three of them of 30 yards or more, in leading the Jayhawks to a 42-13 win over Houston.
- Cody Hoffman, WR, Brigham Young, 2011 – Caught three touchdown passes from Riley Nelson, the last one coming with only 11 seconds left, as the Cougars rallied for a 24-21 win over Tulsa. Hoffman wound up with eight catches for 122 yards.
- Jordan Taylor, WR, Rice, 2012 – Had nine catches for 153 yards and three touchdowns, two of them coming in the second half in helping the Owls wrap up a 33-14 win over Air Force. Taylor's scores covered 16, 22 and 34 yards.
- Trent Taylor, WR, Louisiana Tech, 2016 – Set bowl records with 12 receptions and 233 yards and tallied two touchdown receptions in the Bulldog's 48-45 final-second victory over Navy.
- Kelvin Hopkins Jr., QB, Army West Point, 2018 – Set a bowl record with five rushing touchdowns and totaled 170 rushing yards on 11 carries as Army West Point matched an all-bowl record with 70 points.

Union Home Mortgage Gasparilla Bowl

Game Date: Dec. 23, 2021
Kickoff time (EST): 7 p.m.
TV & Radio Network: ESPN
Conference Tie-ins: Conference Pool
Mailing address: 2202 N West Shore Blvd
Suite 200, Tampa, FL 33607

Website: www.gasparillabowl.com
Facebook: facebook.com/gasparillabowl
Twitter: @gasparillabowl

Executive Director: Scott Glaser
Scott.Glaser@ESPN.com
Cell: 813 426 6747
Twitter: glaser_gb

Media Contact: Jack Heilig
Jack@TrifectaTeam.com
Cell: 954.634.2299

Staff: Jennifer Wagner, Associate Manager, Events
Jennifer.Wagner@ESPN.com

Ticket contact: TBD

Team host contact: TBD

Ticket prices: TBD

Tailgate/RV: TBD

Stadium Information: Raymond James Stadium
Capacity/Surface: 40,000 / Natural Grass
Physical address: 4201 N. Dale Mabry Hwy, Tampa, FL
33607 Stadium contact: Mickey Farrell, 813-350-6507,
mfarrell@tampasportsauthority.com

Press box phone: N/A / Wi-fi available

Media Credentials and Parking:
Credentials: www.sportssystem.com/gasparillabowl
Media Parking: TBD

Top Football Crowd in Stadium History:
33,539 2019 UCF vs. Marshall

Top 5 Crowds in Bowl Game History:
1. 33,539 2019 UCF vs. Marshall
2. 29,763 2009 Rutgers vs. UCF
3. 26,675 2014 NC State vs. UCF
4. 25,205 2008 South Florida vs. Memphis
5. 21,759 2012 UCF vs. Ball State
(all games at Tropicana Field)

This Year's Bowl Activities (Tentative Schedule):

Date / Event	Place	Time
12/19 Team Event	TBD	TBD
12/19 Team VIP Welcome Receptions	TBD	TBD
12/20 Beach Invasion	Treasure Island, FL	TBD
12/21 Team Community Event	TBD	TBD

Thursday, December 23, 2021

Union Home Mortgage Gasparilla Bowl	Raymond James Stadium	7:00 p.m.
--	--------------------------	-----------

Designated team hotels:

TBD- Tampa Marriott Water Street Hotel
700 S Florida Ave.
Tampa, FL 33602
(813) 221-4900

TBD - JW Marriott Tampa Water Street
510 Water Street
Tampa, FL 33602



Scott Glaser
Executive Director/
Media Contact



Jack Heilig
Media Contact



Championship

Union Home Mortgage Gasparilla Bowl

Designated media hotel:

Westin Tampa Waterside
725 S Harbour Island Blvd
Tampa, FL 33602

Local airport: Tampa International Airport; United, Southwest, Delta, American, JetBlue, Spirit, Silver, Air Canada

Local tourism bureau: Visit Tampa Bay, 813-223-2752

Prominent area tourist attractions:

St Pete/Clearwater beaches, Sparkman Wharf, Ybor City, ZooTampa, Florida Aquarium, Busch Gardens/Adventure Island, Armature Works, Clearwater Marine Aquarium and Winter's Dolphin Tale Adventure

Other Trivia:

- Former Florida Gator defensive standout Thaddeus Bullard, aka as WWE Superstar Titus O'Neal, is Chairman of the Bowl Executive Committee
- UCF's Blake Bortles, who led UCF past Ball State in the 2012 game, became the highest drafted player ever to play in the Gasparilla Bowl when he was selected third overall in the 2014 NFL draft by the Jacksonville Jaguars.
- The inaugural bowl game was played on December 20, 2008 and featured nearby USF and Memphis. The Bulls won the game 41-14.
- UCF and Marshall are tied for most appearances in the Gasparilla Bowl at four UCF (2009, 2012, 2014, 2019), Marshall(2011, 2015, 2018, 2019). The only other schools with multiple appearances are USF (2008, 2018) and FIU (2011, 2017).
- Vince "Invincible" Papale handled the coin toss and was the keynote speaker at the 2012 kickoff luncheon.
- The bowl game began playing at Raymond James Stadium in 2018. The game's original venue was Tropicana Field in St. Petersburg which was used from its inception in 2008 – 2017.

Major Media in the area:

Tampa Bay Times
Tampa Bay Business Journal
Bay News 9
620 WDAE
SportsTalk Florida

WFLA-TV (NBC)
WFTS-TV (ABC)
WTSP-TV (CBS)
WTVT-TV (Fox)

Union Home Mortgage Gasparilla Bowl

GAME HISTORY

Date	Result	Attendance	TV Rating
MagicJack St. Petersburg Bowl			
12/20/08	South Florida 31, Memphis 14	25,205	1.3 ESPN2
St. Petersburg Bowl presented by Beef 'O' Brady's			
12/19/09	Rutgers 45, UCF 24	29,763	1.9 ESPN
Beef 'O' Brady's Bowl St. Petersburg			
12/21/10	Louisville 31, Southern Miss 28	20,017	2.3 ESPN
12/20/11	Marshall 20, FIU 10	20,072	1.8 ESPN
12/21/12	UCF 38, Ball State 17	21,759	1.5 ESPN
12/23/13	East Carolina 37, Ohio 20	20,053	0.9 ESPN
Bitcoin St. Petersburg Bowl			
12/15/14	NC State 34, UCF 27	26,675	2.0 ESPN
St. Petersburg Bowl			
12/26/15	Marshall 16 UConn 10	14,652	1.7 ESPN
12/26/16	Mississippi St. 17 Miami, OH 16	15,717	2.05 ESPN
Bad Boy Mowers Gasparilla Bowl			
12/21/17	Temple 28, FIU 3	16,363	1.02 ESPN
12/20/18	Marshall 38, USF 20	14,135	ESPN
12/20/18	UCF 48, Marshall 25	33,539	ESPN

Individual Awards:

	MVP Winning Team	MVP Losing Team
2008	Matt Grothe, South Florida	Duke Calhoun, Memphis
2009	Mohamed Sanu, Rutgers	Kamar Aiken, UCF
2010	Jeremy Wright, Louisville	Austin Davis, Southern Miss
2011	Aaron Dobson, Marshall	T. Y. Hilton, FIU
2012	Blake Bortles, UCF	Jahwan Edwards, Ball St.
2013	Vintavious Cooper, ECU	Donte Foster, Ohio
2014	Jacoby Brissett, N.C. State	Josh Reese, UCF
2015	Deandre Reaves, Marshall	Bobby Puyol, UConn
2016	Nick Fitzgerald, Miss. St.	Gus Ragland, Miami
2017	Frank Nutile, Temple	
2018	Keion Davis, Marshall	
2019	Dillon Gabriel, UCF	

Memorable Games:

- 2008: The inaugural game featuring nearby USF saw the Bulls score on four of their first five possessions to record a dominating 40-14 win over Memphis.
- 2009: Rutgers scored touchdowns four different ways in defeating UCF 45-24. Those touchdowns came by rushing (one), passing (two), interception return (one) and the return of an attempted onside kick (one).
- 2010: Louisville's Charlie Strong led the Cardinals to a 31-28 win over Southern Miss in his first bowl game as a head coach.
- 2014: North Carolina State made the ACC's first appearance in the Gasparilla Bowl a successful one in taking a 34-27 win over American Athletic Conference co-champion UCF.
- 2016: Mississippi State made the SEC's first appearance in the Gasparilla Bowl and needed a blocked 37-yard field goal attempt with five seconds left in the game to secure a come-from-behind 17-16 victory over Miami (Ohio).

Top Individual Performances:

- Marlon Williams, WR, UCF 2019 – Caught 7 passes for 132 yards, including a 75 yard TD catch.
- Brenden Knox, RB, Marshall 2019 – Rushed for 103 yards on 26 carries. In the 2018 bowl game he rushed for 93 yards on 12 carries.
- Randall St. Felix, WR, USF 2018 – Caught six passes for 165 receiving yards, including two for touchdowns. He set new bowl records for receiving yards and yards-per-catch (27.5)
- Nick Fitzgerald, QB, Mississippi St. 2016 - First quarterback in Bowl history to rush for 100 or more yards in the game. His 142 rushing yards was the second-most by any player in the game.
- Vintavious Cooper, RB, East Carolina, 2013 -- Rushed for a bowl-record 198 yards on 25 carries including two touchdowns in leading ECU over Ohio 37-20.
- Blake Bortles, QB, UCF, 2012 -- Threw for 271 yards and three touchdowns, but also rushed for a career-high 80 yards in leading the Knights to an easy 38-17 win over Ball State. Bortles rushed for a six-yard score that helped UCF build a 21-point halftime lead.
- Aaron Dobson, WR, Marshall, 2011 -- Caught seven passes for 81 yards and two touchdowns in leading the Thundering Herd to a 20-10 win over FIU.
- Desmond Johnson, RB, Southern Miss, 2010 -- Rushed for 107 yards on 10 carries, including a 62-yard touchdown run, in a 31-28 loss to Louisville.
- Mohamed Sanu, WR, Rutgers, 2009 -- Caught four passes for 97 yards and one touchdown and also rushed for 47 yards on 14 carries and two touchdowns in leading Rutgers to a 45-24 win over UCF.
- Matt Grothe, QB, USF, 2008 -- Completed 17- 24 passes for 236 yards and three TD's, and rushed for 83 yards on 15 carries in a 41-14 win over Memphis.

Last Year's Game:

South Carolina vs. UAB - Cancelled



BowlSeason.com



@BowlSeason



@BowlSeason



/BowlSeason



/BowlSeason

EasyPost Hawai'i Bowl

Game Date: December 24, 2021
Kickoff time (EST): 8:00 pm
TV & Radio Network: ESPN
Conference Tie-ins: American Athletic, BYU, Conference USA and Mountain West
Mailing address: 1003 Bishop Street, Suite 1990, Honolulu, HI 96813
(o) 808-523-3688 (fax) 808-523-3712
Website: thehawaiibowl.com
Facebook: facebook.com/HawaiiBowl
Twitter: @HawaiiBowl
Instagram: @thehawaiibowl



Executive Director: Daryl Garvin
(o) 808-523-3688 (c) N/A
daryl.garvin@thehawaiibowl.com

Media contact: Derek Inouchi
(o) 808-956-4478 (c) 808-954-0234
hawaiibowlmedia@gmail.com

Ticket contact: etickethawaii.com

Staff: Tamarah Tabor, Director of Operations
(o) 808-523-3688 (c) N/A
tamarah.tabor@thehawaiibowl.com

Gay Shinbara, Event Manager
(o) 808-523-3688 (c) N/A
Gay.Shinbara@TheHawaiiBowl.com

Trina Silva, Ticket Manager
(o) 808-523-3688 (c) N/A
Trina.Silva@TheHawaiiBowl.com

Team host contact: Weil & Associates,
Debbie Weil-Manuma, 808-983-1122,
E-mail: Debbie@weildmc.com

Ticket prices: \$65, \$50, & \$30

Tailgate/RV: N/A

Stadium Information: Clarence T.C. Ching Athletics Complex, Capacity/Surface: 9,000 / AstroTurf
Physical address: 1337 Lower Campus Rd., Honolulu, HI 96822, Stadium contact: Joseph Halaufia, halaufia@hawaii.edu
Contact for ordering phone lines: N/A
Press box phone: N/A / Wi-fi available

Media Credentials and Parking: Derek Inouchi,
808-956-4478, fax 808-956-4470
Email: hawaiibowlmedia@gmail.com

Top Football Crowd in Stadium History:
50,089 1988 BYU vs. Hawaii

Top 5 Crowds in Bowl Game History:

1.	43,487	2008	Notre Dame vs. Hawai'i
2.	41,089	2010	Tulsa vs. Hawai'i
3.	40,623	2006	Hawai'i vs. Arizona State
4.	38,322	2004	Hawai'i vs. UAB
5.	35,513	2002	Tulane vs. Hawai'i

(all games at Aloha Stadium)

Designated team hotels:

MW – Westin Moana Surfrider
2365 Kalakaua Ave.
Honolulu, HI 96815
808-237-2524

American Team – Sheraton Waikiki
2255 Kalakaua Ave
Honolulu, HI 96815
808-931-8431

Designated media hotel:

Sheraton Princess Kaiulani
120 Ka'iulani Ave.
Honolulu, HI 96815
808-922-5811

CONTACT: TBD

Local airport: Daniel K. Inouye International Airport; Hawaiian Airlines, Alaska Airlines, American, Delta, JetStar, Southwest, United

Prominent area tourist attractions:

Bishop Museum, Diamond Head National Park, USS Missouri, Arizona Memorial, Hanauma Bay, Honolulu Zoo, Waikiki Aquarium, Wet'n'Wild



Daryl Garvin
Executive Director



Derek Inouchi
Media Contact



Championship Trophy

EasyPost Hawai'i Bowl

DIRECTIONS

>From main arrival airport to stadium:

Follow H-1 E to University Ave in Honolulu. Take exit 24 B from H-1 E. Merge onto University Ave, Use the right 2 lanes to turn right onto Dole St Turn right onto Lower Campus Rd.

>From main arrival airport to media hotel:

Go north on Rodgers Blvd. toward N Nimitz Hwy. for 0.1 miles, turn right onto N Nimitz Hwy. for 1.4 miles, take the I-H1 E ramp toward Dillingham Blvd. and merge onto I-H1 toward Honolulu for 4.9 miles, take the Punahou St. exit (Exit 23) toward Waikiki/Manoa, turn right onto Punahou St., turn right onto S. Beretania St., take the first left onto Kalakaua Ave. Take a left on Kaiulani Avenue and the hotel is on the left.

>From Waikiki hotels to stadium:

Take Kalakaua Ave (one way) to Kapahulu Ave and make a left onto Kapahulu Ave. Kapahulu Ave turns slightly left and becomes Waialae Ave. Turn right onto Kalele Rd and enter campus.

Other Trivia:

- The Hawai'i Bowl was established after the 2001 University of Hawai'i team went 9-3, including a nationally-televised 72-45 win over then-unbeaten and eighth-ranked BYU, but was not invited to a bowl game.
- The Hawai'i Bowl guarantees the hometown Rainbow Warriors a postseason opportunity if bowl eligible, in a unique arrangement for NCAA bowl participation.
- Since the inception of the Hawai'i Bowl Foundation, over \$1,000,000 has been donated to Hawai'i based charities. More than \$2 million has been donated in tickets to charities, groups and the military.

Major Media in the area:

Honolulu Star-Advertiser	Honolulu Mid-Week	This Week Oahu
Pacific Basin Communications		Oceanic Time Warner
Cable	KFVE-TV 5 (MyNetwork TV)	
KHON-TV 2 (Fox)	KITV-TV 4 (ABC)	KHNL-TV 8 (NBC)
KGMB-TV 9 (CBS)	ESPN 1420 Radio	Summit Media
Ohana Broadcasting	Salem Media	Clear Channel

EasyPost Hawai'i Bowl

GAME HISTORY

Date	Result	Attendance	TV Rating
ConAgra Hawai'i Bowl			
12/25/02	Tulane 36, Hawaii 28	35,513	1.97 ESPN
Sheraton Hawai'i Bowl			
12/25/03	Hawaii 54, Houston 48 (3 OT)	25,551	1.79 ESPN
12/24/04	Hawaii 59, UAB 40	38,322	1.81 ESPN
12/24/05	Nevada 49, UCF 48 (OT)	16,134	1.8 ESPN
12/24/06	Hawaii 41, Arizona State 24	40,623	2.09 ESPN
12/24/07	East Carolina 41, Boise State 38	24,149	1.25 ESPN
12/24/08	Notre Dame 49, Hawaii 21	43,487	2.6 ESPN
12/24/09	SMU 45, Nevada 10	20,217	1.70 ESPN
12/24/10	Tulsa 62, Hawaii 35	41,089	2.11 ESPN
12/24/11	Southern Miss 24, Nevada 17	32,630	1.44 ESPN
12/24/12	SMU 43, Fresno State 10	30,024	1.43 ESPN
12/24/13	Oregon State 38, Boise State 23	28,941	1.68 ESPN
Hawai'i Bowl			
12/24/14	Rice 30, Fresno State 6	25,365	1.3 ESPN
12/24/15	San Diego State 42, Cincinnati 7	22,793	1.0 ESPN
12/24/16	Hawai'i 52, Middle Tennessee 35	23,175	.7 ESPN
12/24/17	Fresno State 33, Houston 27	20,546	1.14 ESPN
SoFi Hawai'i Bowl			
12/22/18	Louisiana Tech 31, Hawaii 14	30,911	1,234,452 ESPN
12/24/19	Hawaii 38, BYU 34	21,582	2,868,481 ESPN

Individual Awards:

Winning Team MVP		Losing Team MVP
2002	Lynaris Elpheage, Tulane	Justin Colbert, Hawaii
2003	Timmy Chang, Hawaii	Jackie Battle, Houston
2004	Timmy Chang & Chad Owens, Hawaii	Darrell Hackney, UAB
2005	BJ Mitchell, Nevada	Brandon Marshall, UCF
2006	Colt Brennan & Jason Rivers, Hawaii	Ryan Torain, Arizona State
2007	Chris Johnson, East Carolina	Jeremy Avery, Boise State
2008	Jimmy Clausen & Golden Tate, Notre Dame	Aaron Bain, Hawaii
2009	Kyle Padron, SMU	Kevin Basped, Nevada
2010	Damaris Johnson, Tulsa	Greg Salas, Hawaii
2011	Cordarro Law, Southern Miss	Lampford Mark, Nevada
2012	Margus Hunt, SMU	Davante Adams, Fresno State
2013	Rashaad Reynolds, Oregon State	Matt Miller, Boise State
2014	Driphus Jackson & Brian Nordstrom, Rice	Karl Mickelsen, Fresno State
2015	Dakota Gordon, San Diego State	Zach Edwards, Cincinnati
2016	Dru Brown, Hawaii	Richie James, Middle Tennessee
2017	Marcus McMaryion, Fresno State	Steven Dunbar, Houston
2018	Jaylon Ferguson, Louisiana Tech	Kendall Hune, Hawaii
2019	Cole McDonald, Hawaii	Zach Wilson, BYU

Memorable Games:

- 2003: In a wild shootout that featured three overtimes and a helmet-throwing brawl postgame, Timmy Chang passed for 475 yards and five scores, leading Hawaii to a 54-48 win over Houston. The teams combined for 1,158 offensive yards, 81 on Houston quarterback Kevin Kolb's TD pass to Vincent Marshall with 0:34 left to force overtime.
- 2006: Hawaii quarterback Colt Brennan broke the NCAA single-season record for touchdown passes, throwing five in the second half in a 41-24 win over Arizona State. Brennan finished the season with 58 TD passes, and went 33-of-42 for 559 yards in the game. Jason Rivers had 14 receptions for 308 yards, the most in a bowl game since 1937.
- 2007: East Carolina's Chris Johnson set an NCAA bowl record with 408 all-purpose yards, and Ben Hartman kicked a field goal as time expired to give ECU a 41-38 win over Boise State.
- 2010: Tulsa grounded the nation's No. 1 passing offense forcing six first-half turnovers in a 62-35 victory over No. 24 Hawai'i. The Golden Hurricane returned two interceptions for touchdowns, both for 54 yards on consecutive drives in the second quarter.
- 2011: No. 21 Southern Miss overcame a shaky start to earn its school-record 12th victory in a 24-17 win over Nevada. The Golden Eagles shut down the Wolf Pack's potent Pistol offense in the second half and Austin Davis completed a late touchdown to Kelvin Bolden for the game-winner.
- 2016: The hometown Hawai'i Rainbow Warriors made their seventh Hawai'i Bowl appearance and first since 2010 with a come-from-behind 52-35 victory over Middle Tennessee. Dru Brown passed for 274 yards and four touchdowns, Diocemy Saint Juste rushed for 170 yards, John Ursua caught six passes for 120 yards, and Trayvon Henderson returned an interception 68 yards for a touchdown.

Top Individual Performances:

- Jason Rivers, WR, Hawaii, 2006 -- Caught 14 passes for 308 yards and two touchdowns, with his yardage setting an all-time NCAA bowl record in Hawaii's win over Arizona State.
- Colt Brennan, QB, Hawaii, 2006 -- Threw for 559 yards on 33-of-42 passing and had five TD passes in the second half in a 41-24 win over Arizona State. Brennan set an NCAA record for single-season TD passes (58) during the game.
- Chris Johnson, RB, East Carolina, 2007 -- Compiled 408 all-purpose yards -- 223 rushing, 32 receiving, 153 on kick returns -- to set an NCAA bowl record and help lead East Carolina to a 41-38 win over Boise State.
- Jimmy Clausen, QB, Notre Dame, 2008 -- Completed 22 of 26 passes for 401 yards

EasyPost Hawai'i Bowl

and five scores in leading the Fighting Irish to a 49-21 win over Hawaii. Damarus Johnson, WR, Tulsa, 2010 - Broke loose for a career-high 326 all-purpose yards to break the NCAA career record and Tulsa upset 24th-ranked Hawai'i, 62-35. Johnson earned bowl MVP honors, rushing for 98 yards and a touchdown; catching four passes for 101 yards and another score; and also had five kickoff returns for 109 yards and an 18-yard punt return. Rashaad Reynolds, DB, Oregon State, 2013 – Returned two fumbles for touchdowns in the first half as the Beavers raced out to a 31-6 halftime lead over Boise State en route to a 38-23 victory. Dru Brown, QB, Hawai'i, 2016 - Accounted for a bowl-tying record five touchdowns (4 passing, 1 rushing) in UH's 52-35 victory over Middle Tennessee. Brown finished with 274 yards passing as UH erased a 14-0 deficit. Jaylon Ferguson, LB, Louisiana Tech, 2018 – Had a total of 5 tackles: four solo, 2.5 sacks and 2.5 tackles for a loss. He surpassed Terrell Suggs' and became the NCAA career leader in sacks.

Last Game (2019):

Hawai'i scored 31 points in the first half taking a 31 – 24 lead going into the locker room at halftime. BYU, led by QB Zach Wilson's 274 passing yards combined with 72 yards rushing, battled back to take a 34 – 31 lead early in the fourth quarter on a Jake Oldroyd 20-yard field goal. A key momentum swing took place when BYU's Zach Wilson was hit mid-air near the goal line by Eugene Ford, fumbling the ball into the end zone. It was recovered by Hawai'i's Manly Williams. In UH's next to last possession of the game, Cole McDonald took the Rainbow Warriors 71-yards in three plays capping the drive off with a 24-yard game-winning touchdown pass to Nick Mardner. BYU's last chance for a comeback, ended when Zach Wilson's pass was picked off by Hawai'i's Khoury Bethley. Hawai'i's win marked their fifth Hawai'i Bowl win in nine appearances.

Score by Quarters	1st	2nd	3rd	4th	Final
BYU	7	17	7	3	34
Hawai'i	14	17	0	7	38

Scoring:

First Quarter: UH-SMART, Jared 7 yd pass from MCDONALD, Cole (MESKELL, Ryan kick); UH- SMART, Jared 40 yd pass from MCDONALD, Cole (MESKELL, Ryan kick); BYU-KATO, Lopini 1 yd run (OLDROYD, Jake kick)

Second Quarter: UH-MCDONALD, Cole 1 yd run (MESKELL, Ryan kick); BYU-WILSON, Zach 1 yd run (OLDROYD, Jake kick); UH-MESKELL, Ryan 46 yd field goal; BYU-SIMON, Micah 11 yd run (OLDROYD, Jake kick); UH-SHARSH, Jason-Matthew 18 yd pass from MCDONALD, Cole (MESKELL, Ryan kick); BYU-OLDROYD, Jake 37 yd field goal

Third Quarter: BYU-WILSON, Zach 2 yd run (OLDROYD, Jake kick)

Fourth Quarter: BYU- OLDROYD, Jake 20 yd field goal; UH-MARDNER, Nick 24 yd pass from MCDONALD, Cole (MESKELL, Ryan kick)

Team Statistics:	BYU	Hawai'i
First Downs	29	19
Rushing Yards (NET)	231	2
Passing Yards (NET)	274	493
Passes Att-Comp-Int	24-41	28-47
Total Offensive Plays-Yards	505	495
Fumble Returns-Yards	0	0
Punt Returns-Yards	97	-9
Kickoff Returns-Yards	27	129
Interception Returns-Yards	0	29
Punts (Number-Avg)	4-41.3	6-42.4
Fumbles-Lost	1	0
Penalties-Yards	2-20	6-59
Possession Time	30:31	29:29

Individual Statistics

RUSHING

BYU— ALLGEIER, Tyler 8-77; WILSON, Zach 14-72; KATO, Lopini 11-51; HIFO, Aleva 3-12; SIMON, Micah 1-11; MILNE, Dax 1-6; WAKE, Masen 1-2; ESUKPA, Emmanuel 1-0
Hawai'i— REED, Miles 10-17; SHARSH, Matthew-Jason 1-3; BYRD II, Cedric 1-2; FURUTA, Dayton 1-1; TEAM 2 – minus 4; CORDEIRO, Chevan 1 – minus 7; MCDONALD, Cole 11 – minus 10

PASSING

BYU – WILSON, Zach 24-40-2-274; SIMON, Micah 0-1-0-0
Hawai'i – MCDONALD, Cole 28-46-0-493; CORDEIRO, Chevan 0-1-0-0


RECEIVING

BYU— BUSHMAN, Matt 6-91; SIMON, Micah 5-56; MILNE, Dax 3-54; HIFO, Aleva 5-44; SHUMWAY, Talon 3-22; KATO, Lopini 2-7
Hawai'i – WARD, JoJo 7-159; SMART, Jared 7-142; SHARSH, Jason-Matthew 7-90; MARDNER, Nick 2-62; BYRD II, Cedric 3-29; VICTOR, Lincoln 1-6; REED, Miles 1-5


PUNTING

BYU—OLDROYD, Jake 4-165 56 long
Hawai'i – SCRUTON, Ben 4-172 52 long; GAUDION, Stan 2-81 48 long

Did you miss any of our podcast guests?



Tony Dorsett
(Ep. 1)




John Grant
(Ep. 1)



Kirk Herbstreit
(Ep. 2)



Mark Neville
(Ep. 2)



Nicole Auerbach
(Ep. 3)




Daryl Johnston
(Ep. 3)




Danny Morrison
(Ep. 3)



Grace Raynor
(Ep. 4)



Rocket Ismail
(Ep. 4)



Britton Banowsky
(Ep. 4)



Dennis Dodd
(Ep. 5)



Tony Casillas
(Ep. 5)



Mike Nealy
(Ep. 5)




Anthony Becht
(Ep. 5)



Scott Glaser
(Ep. 6)



Woody Dantzler
(Ep. 7)



Brant Ringler
(Ep. 7)

LISTEN NOW

POWERED BY TONY FAY PUBLIC RELATIONS



BowlSeason.com



@BowlSeason



@BowlSeason



/BowlSeason



/BowlSeason

TaxAct Camellia Bowl

Game Date: Dec. 25, 2021
Kickoff time (EST): 2:30 p.m.
TV & Radio Network: ESPN/ESPN Radio
Conference Tie-ins: Sun Belt, Mid-American
Mailing address: 166 Commerce Street, 2nd Floor, Montgomery, AL 36104
 (o) 334-239-0546 (fax) none

Website: www.camelliabowl.com
Facebook: facebook.com/CamelliaBowl
Twitter: @CamelliaBowl

Executive Director: Johnny Williams
 (o) 334-239-0546 (c) same; jwilliams@camelliabowl.com

Media contact: Barry Allen
 (o) 334-239-0546 (c) (205) 394-2153
 ballen@camelliabowl.com

Ticket contact: Marty McGinty
 (o) 334-239-0546 (c) same;
 mmcinty@camelliabowl.com

Staff: Clay Norell, Assistant Executive Director
 (o) 334-239-0546 (c) (205) 219-1282
 cnorell@camelliabowl.com

Robin Williams, Business Manager
 (o) 334-239-0546 (c) 205-765-2412

Roger Shultz - External Operations
 prideonthree@gmail.com
 (cell) - (256) 473-6798

Ron Foster - Hospitality
 ron1globalsports.com
 (cell) - (678) 733-0301

Team host contact: Clay Norrell, Assistant Executive Director

Ticket prices: \$30, \$100, \$150

Tailgate/RV: Tailgating is permitted and free, reservations and fee required for RVs, \$50 with power, \$40 without, contact Roman Williams, 334-538-8800

Stadium Information: Cramton Bowl
 Capacity/Surface: 25,000 / Turf
 Physical address: 102 Madison Ave., Montgomery, AL 36104
 Stadium contact: Rob Hollingshead, phone 334-240-4202, rhollingshead@montgomeryal.gov
 Contact for ordering phone lines: Rob Hollingshead, phone 334-240-4202, rhollingshead@montgomeryal.gov
 Press box phone: 334-625-4301 / Wi-fi available

Media Credentials and Parking: Contact Barry Allen, (c) 205-394-2153; ballen@camelliabowl.com

Top Football Crowd in Stadium History:


22,500 1946 Alabama vs. Kentucky

Top 5 Crowds in Bowl Game History:

21,395	2015	Appalachian State vs Ohio
20,612	2017	Middle Tennessee vs. Arkansas State
20,300	2016	Appalachian State vs. Toledo
20,256	2014	Bowling Green vs. South Alabama
17,710	2018	Georgia Southern vs. Eastern Michigan

This Year's Bowl Activities (Tentative Schedule):

Date / Event	Place	Time
Wednesday, December 23, 2021		
Sun Belt Team Arrives & Check-In	Embassy Suites	TBD
MAC Team Arrives & Checks-In	Renaissance Hotel	TBD
Player Hospitality Lounges	Respective Hotels	7 – Midnight
VIP Hospitality Lounges	Respective Hotels	9 – Midnight
Thursday, December 24, 2021		
Midnight Player Hospitality Lounges	Respective Hotels	9pm – Midnight
Midnight VIP Hospitality Lounges	Respective Hotels	9pm – Midnight



Johnny Williams
Executive Director



Barry Allen
Media Contact

TaxAct Camellia Bowl

Friday, December 25, 2021

Kick off

Cramton Bowl

2:30pm

Designated team hotels:

Sun Belt- Embassy Suites Montgomery
Hotel & Conference Center
300 Tallapoosa St.
Montgomery, AL 36104
334-269-5055 / Fax 334-269-0360

MAC- Renaissance Montgomery
Hotel & Spa
201 Tallapoosa Street
Montgomery, AL 36104
334-481-5000 / Fax 334-481-5005

Local airport: Montgomery Regional Airport; Delta, American, US Airways

Local tourism bureau: Montgomery Convention & Visitor Bureau, 300 Water St., Montgomery, AL 36104, Dawn Hathcock contact, 334-261-1108 or 800-240-9452, FAX 334-261-1111, dhathcock@montgomerychamber.com

Prominent area tourist attractions:

Alabama Shakespeare Festival, Alabama State Capitol Building, Civil Rights Memorial & Center, Dexter Avenue King Memorial Baptist Church, F. Scott & Zelda Fitzgerald Museum, First White House of the Confederacy, Freedom Rides Museum, Hank Williams Museum, Harriott II Riverboat, Montgomery Museum of Fine Arts, Montgomery Zoo, Rosa Parks Library & Museum

DIRECTIONS

>From main arrival airport to media hotel:

(9.5 miles, approximately 14 minutes driving) Exit airport west for 0.5 miles and follow AL 8 East/U.S. 80 East and I-65 North to Herron St., take Exit 172 from I-65 North, turn right onto AL 21/AL 8/U.S. 80 East and continue to follow AL 8/U.S. 80 East, merge onto I-65 North via the ramp to Birmingham for five miles, take Exit 172 for Herron St. and take slight right onto Herron, Herron turns slightly left and becomes Bibb St., continue to Madison Ave. for one mile and hotel will be on the right.

>From media hotel to stadium:

(0.8 miles, approximately 2 minutes driving) Head east on Madison Ave., toward N. Lawrence St. for 0.8 miles and Cramton Bowl will be on the right.

Other Trivia:

-The Cramton Bowl has played host to major league and minor league baseball and plenty of football games. The stadium was the first in the South to play a football game under the lights, a night game pitting Cloverdale High against Pike Road High in 1927. That game drew more than 7,200 and helped prompt a seating expansion in 1929.

- The inaugural Raycom Media Camellia Bowl took its toll on more than the players. South Alabama coach Joey Jones got banged up on the sidelines after USA tight end Ryan Onkka caught a ball and fell, his feet coming up and hitting Jones in the face and giving him a bloody nose. Later in the game, side judge Craig Falkner was hit in the right leg by a flying object and had to leave the game.

- The Blue-Gray Football Classic called the Cramton Bowl home during its existence, and the Alabama Crimson Tide played some home games at the stadium from 1922 to 1932 and in various years through 1954.

- The civil rights movement traces its beginnings to Montgomery and the Cramton Bowl area. In December 1955 Rosa Parks refused to give up her seat to a white man on a city bus, sparking a bus boycott. Ten years later in 1965, Dr. Martin Luther King, Jr., ended the Selma to Montgomery Civil Rights March at the Capitol steps, one block away from the only church and pulpit he ever ministered from.

-The Wright Brothers brought their aviation seeds to Montgomery in 1910, establishing the nation's first school for powered flight.

Major Media in the area:

Montgomery Advertiser
River Region Sports
WSFA-TV; WAKA-TV; WCOV-TV
Sports Radio WMSP 740
107.5 FM/1210 The Ticket

Quick Lane Bowl

Game Date: Dec. 27, 2021
Kickoff time (EST): 11:00 a.m.
TV & Radio Network: ESPN and WXYT-AM (1270 AM)
Conference Tie-ins: Big Ten, MAC
Mailing address: 2000 Brush Street, Suite 200
Detroit, MI 48226 (o) 313-262-2000

Website: www.quicklanebowl.com
Facebook: Quick Lane Bowl
Twitter: @quicklanebowl
Instagram: @quicklanebowl

Executive Director: Brad Michaels,
Executive Director of Quick Lane Bowl & Events
(o): 313-262-2365
E-mail: Brad.Michaels@lions.nfl.net

Media contact: Ellen Trudell,
Corporate Communications Manager
(o): 313-262-2161 (c): 313-608-3399
E-mail: Ellen.Trudell@lions.nfl.net

Ticket contact: Eric Frisbee
(o) 313-262-2171
E-mail: Eric.Frisbee@lions.nfl.net

Staff: Sarah Young, Events Assistant & Administrator
Nate Sass, Events Manager
Madeline Click, Events Coordinator
Logan Novak, Events Coordinator

Team host contact:
MAC - Nisha Collins
Big Ten - Kyle Glaser

Ticket prices: Tickets start at \$29 and are available for purchase at www.ticketmaster.com or www.quicklanebowl.com

Tailgate/RV: N/A

Stadium Information: Ford Field, www.fordfield.com
Capacity/Surface: 65,000 / Field Turf
Physical Address: 2000 Brush Street, Detroit MI 48226
Contact: Brad Michaels
Brad.Michaels@lions.nfl.net / 313-262-2365

Media Credentials: QLBmedia@lions.nfl.net

Top Football Crowd in Stadium History:
68,206 2006 Pittsburgh vs. Seattle (Super Bowl XL)

Top 5 Crowds in Bowl Game History:

34,765	2019	University of Pittsburgh (PITT) vs. Eastern Michigan University
34,217	2015	University of Minnesota vs. Central Michigan University
27,228	2018	The Georgia Institute of Technology vs. University of Minnesota
23,876	2014	Rutgers University vs. University North Carolina (Inaugural Game)
20,211	2017	Duke vs. Northern Illinois University
19,117	2016	Boston College vs. Maryland

Designated team hotels:
MAC – Detroit Marriott at Ren Cen
400 Renaissance Drive
Detroit, MI 48243
313-568-8000
Contact: Michelle Rosen
313-568-8231

Designated media hotel:
Hilton Garden Inn
351 Gratiot Ave, Detroit, MI 48226
313-967-0900
Contact: Gail Major
313-424-1624



Brad Michaels
Executive Director



Ellen Trudell
Media Contact



Championship Trophy

Big Ten – Westin Book Cadillac
1114 Washington Blvd
Detroit, MI 48226
313-442-1600
Contact: David Oleinick
313-442-5735

Quick Lane Bowl

Local airport: Detroit Metro Airport; Delta hub, also American, Air Canada, AirTran, Frontier, Southwest, Spirit, United US Airways

Local tourism bureau: Detroit Metro Convention & Visitors Bureau, www.visitdetroit.com

Prominent area tourist attractions:

Greenfield Village, Henry Ford Museum of American Innovation, Motown Museum, Detroit Zoo, Detroit Institute of Arts, Fox Theater, Detroit Riverfront, DNR Outdoor Adventure Center

DIRECTIONS

>From main arrival airport to stadium:

(20.6 miles, approximately 28 minutes driving) Depart south on William G. Rogell Drive toward E. Service Rd. (1.2 miles), stay straight to go onto Merriman Road and merge onto I-94 E toward Detroit (15.3 miles), merge onto I-96 E/Jefferies Freeway via Exit 213B toward Canada (1.4 miles), merge onto I-75 N via the exit on the left toward Flint (1.5 miles), take Exit 50 toward Grand River Ave. (0.2 miles), stay straight to go onto Fisher Freeway W (0.7 miles), turn right onto Brush St., Ford Field will be on the left.

>From main arrival airport to media hotel:

(21.9 miles, approximately 33 minutes driving) Depart south on William G. Rogell Drive toward E. Service Rd. (1.2 miles), stay straight to go onto Merriman Road and merge onto I-94 E toward Detroit (15.3 miles), merge onto I-96 E/Jefferies Freeway via Exit 213B toward Canada (1.4 miles), merge onto I-75 N via the exit on the left toward Flint (2.39 miles), Take MI-3 S/Gratiot Ave. exit (0.85 miles), the hotel will be on the right.

>From media hotel to stadium:

0.4 miles, approximately 3 minutes driving and 8 minutes walking up Brush St.

Other Trivia:

- The Quick Lane Bowl is now in its seventh year.
- The Detroit Lions own, host, and operate this game.

Major Media in the area:

Detroit News	WXYT-AM 1270 Radio	WDIV-TV 4 (NBC)
Detroit Free Press	WXYT-FM 97.1 The Ticket	WJBK-TV 2 (Fox)
Oakland Press	WWJ-AM 760 Radio	WXYZ-TV 7 (ABC)
Associated Press Detroit	WJR-AM 760 Radio	Fox Sports Detroit TV
WDFN-AM 1130 The Fan Radio		

Quick Lane Bowl

GAME HISTORY

Date	Result	Attendance	TV Rating
Quick Lane Bowl			
12/26/14	Rutgers 40, North Carolina 21	23,876	1.8 ESPN
12/28/15	Minnesota 21, Central Michigan 14	34,217	0.9 ESPN2
12/26/16	Boston College 36, Maryland 30	19,177	1.9 ESPN
12/26/17	Duke 36, Northern Illinois University 14	20,211	1.7 ESPN
12/26/18	Minnesota 34, Georgia Tech 10	27,228	1.8 ESPN
12/26/19	Pittsburgh 34, Eastern Michigan University 30	34,765	

Individual Awards:

Most Valuable Player

2014	Josh Hicks, RB, Rutgers
2015	Mitch Leidner, QB, Minnesota
2016	Boston College Defensive Line
2017	Daniel Jones, QB, Duke
2018	Mohamed Ibrahim, RB, Minnesota
2019	Kenny Pickett, QB, Pittsburgh

Memorable Games:

- 2014: Rutgers' first season in the Big Ten Conference ended on a high note, with the Scarlet Knights rolling to a 40-21 win over North Carolina in the inaugural game. Freshman running back Josh Hicks ran for 202 yards and a touchdown, senior quarterback Gary Nova threw for 184 yards and two scores and another freshman, Robert Martin, ran for 100 yards and two touchdowns. The Knights led 40-7 before UNC posted two late touchdowns.
- 2015: The 2015 game saw a victory for the University of Minnesota Gophers over the Central Michigan University Chippewas, representing the MAC conference, 21-14. The MVP of the game, UMN's QB Mitch Leidner, led a comeback in the fourth quarter running 13 yards for a touchdown with 4:26 remaining.
- 2016: Boston College won its first bowl game since 2007 in snapping a five-game postseason losing streak, taking advantage of Maryland's mistakes to claim victory in the Quick Lane Bowl. The Eagles built a 36-13 lead early in the second half, then fended off a late Terrapins' rally to complete their third 7-6 season in four years under head coach Steve Addazio.
- 2017: The 2017 Duke Blue Devils had a promising start to their season, at 4-0, before going on a six-game losing streak to ultimately finish out their season 7-6. However, their 36-14 victory over the NIU Huskies ended their season on a three-game winning streak. Duke's dominant 2017 Quick Lane Bowl performance under head coach David Cutcliffe was the 13th bowl game in Duke program history and the fifth bowl victory. The win was also the first time Duke won consecutive bowl game appearances since 1945 and 1955, after their 2015 Pinstripe Bowl win.
- 2019: In front of the biggest Quick Lane Bowl crowd to date, the Pitt Panthers and Eastern Michigan Eagles played a close, electrifying game that came down to literally the final seconds. With 47 seconds left on the Eagles 25 yard line, Pickett hit wide receiver Taysir Mack for the go-ahead touchdown giving the Panthers a 34-30 lead. After Eastern Michigan was unable to convert on a 4th down play, Pitt ended the game by taking a knee as time expired giving the Panthers a 34-30 Quick Lane Bowl victory

Top Individual Performances:

- Josh Hicks, RB, Rutgers, 2014 - - Ran for 202 yards and a touchdown to cap his freshman season and lead the Scarlet Knights to a 40-21 win over North Carolina in the inaugural game. Hicks, named the game MVP, capped a 91-yard first-half drive with a 21-yard touchdown run that gave Rutgers a 14-0 lead.
- Gary Nova, QB, Rutgers, 2014 - - Threw for 184 yards and two touchdowns, the first giving the Knights a 7-0 lead less than three minutes into the game and the second midway through that third quarter giving his team a 30-7 lead, while leading Rutgers to a 40-21 win over North Carolina.
- Marquise Williams, QB, North Carolina, 2014 - - Provided two of the Tar Heels' touchdowns, throwing for 198 yards and a score and rushing for 51 yards and another touchdown, in a losing effort in Rutgers' 40-21 win over the Heels in the inaugural game.
- Mitch Leidner, QB, Minnesota, 2015 - - Leidner ran for a 13-yard game winning touchdown with 4:26 left on the clock to solidify Minnesota's 21-14 victory over Central Michigan. The game's MVP had 223 yards, one passing touchdown, one rushing touchdown and a completed two-point conversion.
- KJ Maye, WR, Minnesota, 2015 - - Maye had one touchdown and completed the game winning touchdown's two-point conversion. The wide receiver finished with 67 total yards.
- Romello Ross, RB, Central Michigan, 2015 - - Ross rushed for 100 yards with one touchdown. His 4th quarter touchdown gave Central Michigan the late lead, but soon would fall to Minnesota.
- Ty Johnson, RB, Maryland, 2016 had a 62-yard touchdown run in the first quarter to cut the Eagles' lead.
- Daniel Jones, QB, Duke, 2017 - MVP; 252 yards passing, 86 yards rushing, two passing touchdowns and one rushing touchdown.
- Kenny Pickett, QB, PITT - MVP; 27/39 - 361 passing yards and 3 touchdowns

Previous Bowl Game:

The sixth annual Quick Lane Bowl, held at Ford Field in Detroit, Michigan, was played between the Eastern Michigan Eagles and Pitt Panthers on December 26th, 2019.

Pitt finished the regular season with a 7-5 record (4-4 in the ACC) and was

Quick Lane Bowl

looking to capture their second bowl win since the 2013 Little Caesars Pizza Bowl. Pat Narduzzi returned to the state of Michigan seeking his first bowl victory as Pitt's head coach. Eastern Michigan became bowl eligible for the second straight season after finishing with a record of 6-6 (3-5 in the MAC). The Eagles and head coach Chris Creighton were looking to get their second bowl win in school history after their only victory came in the 1987 California Bowl.

In the opening possession of the game, Eastern Michigan quarterback Mike Glass III led the Eagles down the field completing 6/9 passes into Pitt territory. The drive ended with a 35-yard field goal by kicker Chad Ryland.

After a quick turnover by Pitt on their first possession, Eastern Michigan capitalized with a five play, 54-yard drive that ended with a 3-yard rushing touchdown by Mike Glass III giving the Eagles a 10-0 lead. Pitt responded early in the second quarter with a 44-yard field goal by kicker Alex Kessman. The Panthers regained possession after an Eastern Michigan punt pinned them at their own 4-yard line. On the first play of the drive, quarterback Kenny Pickett completed a pass to wide receiver Maurice Ffrench who took it 96 yards for a touchdown, tying the game at 10-10.

Both Eastern Michigan and Pitt put together touchdown scoring drives on the next two possessions. With about six minutes to go in the half, Eastern Michigan drove the ball down inside Pitt territory looking for a touchdown but settled for a 45-yard field goal giving the Eagles a 20-17 lead. After a quick three and out by Pitt, Eastern Michigan got the ball back with less than a minute but failed to convert any points heading into the locker room.

After both team's opening drives in the third quarter ended with punts, Pitt was the first to tack on points after an Eastern Michigan holding penalty on 4th down, putting the Panthers in field goal range. Kicker Alex Kessman nailed a 51-yarder tying the game at 20-20. The Eagles were able to respond early in the 4th quarter with an 11 play, 63-yard drive that ended with an Arthur Jackson III receiving touchdown putting Eastern Michigan back on top.

On the next possession, Pitt quarterback Kenny Pickett and running back Vincent Davis put together an impressive 75-yard drive resulting in a 19-yard receiving touchdown by Jared Wayne. With less than nine minutes to go, the Eagles drove the ball down inside Pitt territory and ended up taking a 30-27 lead from another Chad Ryland field goal.

After both Pitt and Eastern Michigan punted on their ensuing drives, the Panthers got the ball back with 2:37 to go in the game. Starting from their own 9-yard line, Pickett led the Panthers down the field hoping to at least get in field goal range to tie the game up. With 47 seconds left on the Eagles 25-yard line, Pickett hit wide receiver Taysir Mack for the go-ahead touchdown giving the Panthers a 34-30 lead. After Eastern Michigan was unable to convert on a 4th down play, Pitt ended the game by taking a knee as time expired giving the Panthers a 34-30 Quick Lane Bowl victory

Score by Quarters	1st	2nd	3rd	4th	Final
Pittsburgh	0	17	3	14	34
Eastern Michigan	10	10	0	10	30

Scoring:

First Quarter: EMU - 35-yard field goal by Chad Ryland; EMU - Mike Glass III 3-yard rushing touchdown

Second Quarter: PITT - 44-yard field goal by Alex Kessman; PITT - Kenny Pickett completed pass to Maurice Ffrench who completed 96-yard TD; EMU - 45-yard field goal by Chad Ryland, EMU.

Third Quarter: PITT - 51-yard field goal by Alex Kessman;

Fourth Quarter: EMU - Arthur Jackson III completed TD; PITT - Jared Wayne - 19-yard receiving touchdown; EMU - field goal by Chad Ryland; PITT - Taysir Mack - 25-yard receiving touchdown

Team Statistics:	Pitt	EMU
First Downs	22	27
Plays-yards	68-457	87-438
Rushing	96	127
Rushes-yards	29-96	36-127
Passing yards	361	311
Passing: Comp-Att-Int	27-39-0	28-51-1
Fumbles lost	1	0
Time of possession	25:51	34:09

Individual Statistics

RUSHING

PITT - Vincent Davis - 15 carries, 69 yards, 1TD

EMU - Mike Glass III - 21 carries, 83 yards, 1 TD

PASSING

PITT - Kenny Pickett - 27/39; 361 yards, 3 TD

EMU - Mike Glass III - 28/50, 311 yards, 2 TD, 1 INT

RECEIVING

PITT - Maurice Ffrench - 165 yards, 12 receptions, 1TD

EMU - Hassan Beydoun - 113 yards, 9 receptions

PUNTING

PITT - Kirk Christodoulou 5-224, 54 long

EMU - Jake Julien 5-246, 54 long

Military Bowl Presented by Peraton, benefitting the USO

Game Date: Dec. 27, 2021
Kickoff time (EST): 2:30 p.m.
TV & Radio Network: ESPN
Conference Tie-ins: ACC, The American
Mailing address: 1742 N Street NW, Washington, DC 20036,
 (o) 202-776-2919



Website: militarybowl.org
Facebook: facebook.com/militarybowl
Twitter: twitter.com/militarybowl

Executive Director: Steve Beck, President & Executive Director
 (c) 301-370-5454 E-mail: sbeck@militarybowl.org

Media contact: Josh Barr, Director of External Relations
 (c) 202-309-5021, E-mail: jbarr@militarybowl.org

Ticket contact: Ryan Bartholomew, Director of Marketing
 & Ticketing, (o) 202-776-2509
 rbartholomew@militarybowl.org

Staff: Lauren Schram, Senior Director of Finance, Events & Operations,
 lschram@militarybowl.org
 Marc Goldman, Senior Director of Partnerships,
 mgoldman@militarybowl.org

Team host contact: Lauren Schram, Senior Director of Finance, Events & Operations
 (o) 202-776-2130 (c) 301-938-1483,
 lschram@militarybowl.org

Ticket prices: \$40-\$100
Tailgate/RV: info@militarybowl.org

Stadium Information: Navy-Marine Corps Memorial Stadium
 Capacity/Surface: 34,000 / Turf
 Physical address: 550 Taylor Ave., Annapolis, MD 21401
 Stadium contact: Josh Barr, Director of External Relations, (c) 202-309-5021, jbarr@militarybowl.org
 Contact for ordering phone lines: N/A, all necessary lines already provided
 Press box phone: 410-268-1489 / Wi-fi available

Media Credentials and Parking: online at www.militarybowl.org or contact Josh Barr at 202-309-5021, jbarr@militarybowl.org

Top Football Crowd in NMCMS Stadium History:

1. 38,225 2013 Navy vs. Air Force

Top 5 Crowds in Bowl Game History:

1. 38,794 2010 Maryland vs. East Carolina
 2. 36,352 2015 Navy vs. Pittsburgh
 3. 35,921 2017 Navy vs. Virginia
 4. 34,277 2014 Cincinnati vs. Virginia Tech
 5. 32,832 2018 Virginia Tech vs. Cincinnati
 (2008-2012 games at RFK Stadium in Washington, D.C.)

This Year's Bowl Activities (Tentative Schedule):

Date / Event	Place	Time
This year's activities are TBD		
Monday, December 27, 2021		
Military Bowl presented by Peraton	Navy-Marine Corps Memorial Stadium	2:30 p.m.

This year's activities are TBD
Monday, December 27, 2021

Military Bowl presented by Peraton Navy-Marine Corps Memorial Stadium

Designated team hotels:
 ACC - Washington Hilton Hotel
 1919 Connecticut Avenue NW
 Washington, DC 20009

American - Capital Hilton Hotel
 1001 16th Street NW
 Washington, DC 20036

Lauren Schram is contact for both hotels, 202-776-2130, lschram@militarybowl.org



Steve Beck
President & Executive Director



Josh Barr
Media Contact



Championship Trophy

Military Bowl Presented by Peraton

Designated media hotels:

The Madison, Washington DC
1177 15th Street NW
Washington, DC 20005

The Westin Annapolis
100 Westgate Circle
Annapolis, MD 21401

Josh Barr, contact 202-309-5021 jbarr@militarybowl.org

Local airport: Ronald Reagan Washington National Airport (DCA), all major airlines
Washington Dulles International Airport (IAD), all major airlines
Baltimore Washington International Thurgood Marshall Airport (BWI), all major airlines
Local tourism bureau: Destination DC, www.washington.org, 202-789-7000; Visit
Annapolis, www.visitannapolis.org, 410-280- 0445

Prominent area tourist attractions:

National Mall, The White House, U.S. Capitol, U.S. Naval Academy, Maryland State House,
City Dock, Annapolis Harbor

DIRECTIONS

>From Washington, D.C., to stadium:

Take U.S. 50 East, exit off U.S. 50 at Rowe Blvd. (exit #24) and bear to the right. Navy-Marine Corps Memorial Stadium will be on the right. Right on Farragut Avenue gives access to Gates 1 and 2, right on Taylor Avenue (second right) gives access to Gates 5 and 6.

>From media hotels to stadium:

JW Marriott: Go west on Pennsylvania Ave. NW toward 14th St. NW, take first right onto 14th St. NW (0.2 miles), take third right onto New York Ave. NW (0.5 miles) (becomes K St. NW), turn left onto 7th St. NW (0.1 miles), turn right onto New York Ave. NW (3.6 miles), take US-50 E toward I-495 (25.3 miles), merge onto Rowe Blvd./MD-70 S via Exit 24 toward Annapolis (1.1 miles), turn right onto Taylor Ave./MD-435 (0.3 miles) and stadium will be in front.

Marriott Waterfront: Go north on Compromise St. toward Newman St. (0.2 miles), enter roundabout and take second exit onto Main St. (0.3 miles), enter roundabout and take second exit onto MD-450/College Ave. (0.1 miles), turn left onto Bladen St./MD-70 (0.8 miles), turn left onto Taylor Ave./MD-435 (0.3 miles) and stadium will be in front.

Other Trivia:

- The Military Bowl is the first and only college bowl game in the D.C. region.
- The Military Bowl is the first college bowl game ever played in Annapolis, Md., and the first ever played on the home field of a U.S. service academy.
- Two U.S. service academies, Navy (2008, 2015, 2017) and Air Force (2011) have participated in the bowl game.
- Since its establishment, the Military Bowl has provided more than \$800,000 to the USO and other organizations supporting our nation's military, as well as more than 25,000 complimentary tickets for troops and their families.
- Three winning Military Bowl teams have finished the season ranked in the major polls: Maryland in 2010 (No. 23 AP/No. 24 Coaches), San Jose State (No. 21 AP/Coaches) and Navy in 2015 (No. 18 AP/Coaches).

Major Media in the area:

The Washington Post
The Washington Times
The Baltimore Sun
The Capital (Annapolis)
WJFK Radio/106.7 The Fan
WTEM Radio/ESPN 980
WTOP Radio/103.5 FM
WBAL Radio/1090 AM
WJZ-FM Radio/105.7 The Fan

WRC-TV 4 (NBC)
WTTG-TV 5 (Fox)
WJLA-TV 7/NewsChannel 8 (ABC)
WUSA-TV 9 (CBS)
Comcast Sports Net
WBAL-TV 11 (NBC)
WBFF-TV 45 (FOX)
WJZ-TV 13 (CBS)
WMAR-TV 2 (ABC)

Military Bowl Presented by Peraton

GAME HISTORY

Date	Result	Attendance	TV Rating
Eagle Bank Bowl			
12/20/08	Wake Forest 29, Navy 19	28,777	1.92 ESPN
12/29/09	UCLA 30, Temple 21	23,072	1.90 ESPN
Military Bowl presented by Northrop Grumman			
12/29/10	Maryland 51, East Carolina 20	38,794	1.48 ESPN
12/28/11	Toledo 42, Air Force 41	25,042	1.50 ESPN
12/27/12	San Jose State 29, Bowling Green 20	17,835	1.31 ESPN
12/27/13	Marshall 31, Maryland 20	30,163	1.71 ESPN
12/27/14	Virginia Tech 33, Cincinnati 17	34,277	1.8 ESPN
12/28/15	Navy 44, Pittsburgh 28	36,352	1.6 ESPN
12/27/16	Wake Forest 34, Temple 26	26,656	1.4 ESPN
12/28/17	Navy 49, Virginia 7	35,921	1.34 ESPN
12/31/18	Cincinnati 35, Virginia Tech 31	32,832	1.94 ESPN
12/27/19	North Carolina 55, Temple 13	24,242	2.4 ESPN

Most Valuable Player:

2008	Riley Skinner, Wake Forest
2009	Akeem Ayers, UCLA
2010	Da'Rel Scott, Maryland
2011	Bernard Reedy, Toledo
2012	David Fales, San Jose State
2013	Rakeem Cato, Marshall
2014	J.C. Coleman, Virginia Tech
2015	Keenan Reynolds, Navy
2016	Thomas Brown, Wake Forest
2017	Zach Abey, Navy
2018	Michael Warren, Cincinnati
2019	Sam Howell, North Carolina

Memorable Games:

- 2019: Quarterback Sam Howell passed for 294 yards and three touchdowns, rushed for 53 yards and caught a touchdown pass on a trick play as Coach Mack Brown returned to the college football postseason with a 55-13 victory over Temple.
- 2018: Running back Michael Warren rushed for a career-high and Cincinnati-bowl record 166 yards and two touchdowns as the Bearcats beat Virginia Tech, 35-31, in a thrilling game that featured seven lead changes and saw neither team lead by more than a touchdown.
- 2017: After Virginia returned the opening kickoff for a touchdown, Navy dominated as backup QB Zach Abey came on in relief and finished with five rushing touchdowns.
- 2016: QB John Wolford helped Wake Forest score 31 consecutive points and then MVP Thomas Brown and the defense did the rest to hold on for a 34-26 upset victory over 23rd-ranked Temple.
- 2015: Behind Quarterback Keenan Reynolds, three rushing and one passing touchdown, Navy recovered from giving up a game-opening touchdown and rallied to beat Pittsburgh, 44-28, and secure its school single-season record 11th victory of the season. Reynolds broke the FBS record for career touchdowns from scrimmage with 88. Reynolds had set the record earlier this month with 85 in the Army-Navy game, but Kenneth Dixon, Louisiana Tech's four-year star at running back, broke Reynolds' mark in the New Orleans Bowl earlier.
- 2012: San Jose State, seeking an 11-win season and a final Top-25 national ranking, scored twice in the final 4:43 on Austin Lopez's 27-yard field goal and De'Leon Eskridge's one-yard run to rally for a 29-20 win over Bowling Green.
- 2011: Toledo and Air Force combined for a bowl-record 56 points in the first half alone, with the Rockets eventually surviving, 42-41. The win highlighted the debut of Toledo coach Matt Campbell, the youngest head coach in the FBS at age 32 after Tim Beckman took the Illinois job at the end of the regular season.
- 2010: Maryland took a 51-20 win over East Carolina in Ralph Friedgen's final game as Terrapin head coach after a 10-year tenure. It was the most points ever scored by Maryland in a bowl game.

Top Individual Performances:

- Riley Skinner, QB -- Wake Forest, 2008, completed all 11 of his passes for 166 yards and a touchdown in leading Wake to a 29-19 win over Navy.
- Akeem Ayers, LB -- UCLA, 2009, picked off a pass and returned it for a 2-yard touchdown late in the fourth quarter for the clincher in the Bruins' 30-21 win over Temple.
- Da'Rel Scott, RB -- Maryland, 2010, rushed for 200 yards on only 13 carries and scored two touchdowns as part of Maryland's 51-point outburst.
- Bernard Reedy, WR -- Toledo, 2011, three of his four receptions were for touchdowns as the Rockets won a 42-41 shootout with Air Force.
- David Fales, QB, San Jose State, 2012 -- The nation's leader in completion percentage hit 33 of 43 passes for 395 yards and two scores as the Spartans topped Bowling Green 29-20.
- Rakeem Cato, QB, Marshall 2013 -- Completed 28 of 44 passes for 337 yards and three touchdowns and directed two fourth-quarter touchdown drives in leading Marshall to a 31-20 victory over Maryland.
- J.C. Coleman, RB, Virginia Tech 2014 -- Ran for a Virginia Tech bowl-record 157 yards and a touchdown, leading the Hokies to a 33-17 win over Cincinnati.
- Keenan Reynolds, QB, Navy, 2015: Threw one touchdown pass and rushed for three more scores, setting the NCAA FBS all-time leader in touchdowns scored as the Midshipmen beat Pittsburgh, 44-28.
- Phillip Walker, QB, Temple, 2016: Completed 28 of 49 passes for a bowl-record 396

Military Bowl Presented by Peraton

and two touchdowns as the Owls tried desperately to rally Zach Abey, QB, Navy, 2017: Came on in relief of injured teammate Malcolm Perry (16-144, 2 TDs rushing) and finished with five rushing touchdowns. Michael Warren, RB, Cincinnati, 2018, rushed for a career-high and Bearcats'-bowl record 166 yards and two touchdowns in a 35-31 win over Virginia Tech. Sam Howell, QB, North Carolina, 2019: Passed for 294 yards and three touchdowns, rushed for 53 yards and caught a two-yard touchdown pass as the Tar Heels beat Temple, 55-13

2019 Bowl:

Freshman QB Sam Howell competed 25 of 34 passes for 294 yards and three touchdowns, rushed for 53 yards and caught a two-yard touchdown pass on a trick play as North Carolina routed Temple, 55-13. It was a triumphant return to the postseason for Tar Heels Coach Mack Brown, who coached at North Carolina from 1988 to 1997 before heading to Texas. He had been out of coaching the previous five seasons.

Score by Quarters	1st	2nd	3rd	4th	Final
North Carolina	7	13	21	14	55
Temple	0	6	7	0	13

Scoring:

First Quarter: North Carolina – Dyami Brown 39 pass from Sam Howell (Noah Ruggles kick).

Second Quarter: North Carolina – FG Ruggles 26; Temple – Re'Mahn Davis 4 run (kick failed); North Carolina – Dazz Newsome 16 pass from Howell (Ruggles kick); North Carolina – FG Ruggles 36.

Third Quarter: North Carolina – Antonio Williams 1 run (Ruggles kick); North Carolina – Storm Duck 20 interception return (Ruggles kick); North Carolina – Howell 2 pass from Rontavius Groves (Ruggles kick); Temple – Davis 45 pass from Todd Centeio (Jacob LaFree kick).

Fourth Quarter: North Carolina – Newsome 29 pass from Howell (Ruggles kick); Williams 2 run (Jonathan Kim kick).

Team Statistics:	UNC	Tem
First Downs	33	16
Rushing	40-238	34-78
Yards Passing	296	194
Passing	26-35-0	18-32-2
Total Plays	75	66
Total Net Yards	534	272
Fumbles-Lost	1-1	0-0
Penalties	6-63	8-65
Possession	32:30	27:30

Individual Statistics

RUSHING

North Carolina – Javonte Williams 14-85; Michael Carter 18-84; Sam Howell 3-53; Antonio Williams 5-16 2 TDs.

Temple – Re'Mahn Davis 15-36 1 TD; Tayvon Ruley 3-13; Trad Beatty 2-12; Branden Mack 1-7; Jaden Blue 2-5; Todd Centeio 5-5; Jeremy Jennings 1-3; Edward Saydee 2-2; Anthony Russo 3-minus 5.

PASSING

North Carolina – Howell 25-34-0, 294 yards, 3 TDs; Rontavius Groves 1-1-0, 2 yards, 1 TD.

Temple – Russo 12-20-1, 128 yards; Centeio 6-12-1, 66 yards, 1 TD.

RECEIVING

North Carolina – Brown 5-87 1 TD; Beau Corrales 4-82; Newsome 8-71 2 TDs; Williams 3-24; Antoine Green 3-23; Jake Bargas 1-9; Howell 1-2 1 TD; Carter 1-minus 2.

Temple – Blue 8-92; Davis 2-44 1 TD; Jose Barbon 3-27; Mack 3-18; Kadas Reams 1-9; Travon Williams 1-4.

PUNTING

Temple – Adam Barry 3-34.3.

TicketSmarter Birmingham Bowl

Game Date: Dec. 28, 2021

Kickoff time (CST): 11:00 a.m.

TV & Radio Network: Bowl Season Radio

Conference Tie-ins: SEC, AAC, ACC

Mailing address: ESPN Events

2 Riverchase Office Plaza, Suite 110

Birmingham, AL 35244

(o) 205-733-3776

Website: www.TicketSmarterBirminghamBowl.com

Facebook: @TicketSmarterBirminghamBowl

Twitter: @Birmingham_Bowl

Instagram: TicketSmarterBirminghamBowl

Executive Director: Mark Meadows

(o) 205-733-3776 ext. 302

E-mail: Mark.R.Meadows@espn.com

Media Relations Director: Heather Jeffcoat

(c) 205-515-1972

E-mail: Heather.Jeffcoat@birminghambowl.com

Staff: Missy Betres, Senior Manager of Events

(o) 205-733-3776 ext. 301 (c) 205-602-5909

E-mail: Missy.H.Betres@espn.com

Amanda Blanchard, Events Coordinator

(o) 205-733-3776 ext. 303

E-mail: Amanda.Blanchard@espn.com

Ticket prices: \$30, \$50, \$75, \$100 & \$200

Stadium Information: Protective Stadium

Capacity: 41,811

Turf: Shaw Sports Legion Pro Artificial Turf with Brock

Powerbase YSR Padding

Physical Address: 1101 22nd Street North, Birmingham,

AL 35203

Stadium Contact: Michael McGreevey, BJCC – (205) 440-

8348 michael.mcgreevey@bjcc.org

Contact for Ordering Phone Lines: Tammi Bernal, BJCC

- (205) 238-8515 tammi.bernal@bjcc.org

Press Box Phone: (205) 458-8652

Wi-Fi Available

Tailgate/Parking Information

via www.ticket smarter birmingham bowl.com or

www.protectivestadium.com

Media Credentials and Parking: order online at

www.TicketSmarterBirminghamBowl.com, click on

"Media"

Top Football Crowd in Stadium History:

N/A (First year for TicketSmarter Birmingham Bowl in Protective Stadium)

Top 5 Crowds in Bowl Game History:

1.	59,430	2015	Auburn vs. Memphis
2.	55,099	2013	Pittsburgh vs. Ole Miss
3.	42,717	2014	Vanderbilt vs. Houston
4.	42,610	2010	Connecticut vs. South Carolina
5.	41,207	2011	Pittsburgh vs. Kentucky

(all games at Legion Field)

This Year's Bowl Activities (Tentative Schedule): *All destinations subject to change

Date / Event	Place	Time
Friday, December 24, 2021		
Team Arrivals	Team Hotels	TBD
Saturday, December 25, 2021		
Bowling Challenge	Vestavia Bowl	2:00 p.m.
Sunday, December 26, 2021		
Golf Challenge	Top Golf	2:00 p.m.
Dinner & Entertainment	Stardome Comedy Club	6:00 p.m.
Monday, December 27, 2021		
Team Walkthroughs	Protective Stadium	TBD
Team Press Conferences	TBD	TBD



Mark Meadows
Executive Director



Heather Jeffcoat
Media Contact



Championship Trophy

TicketSmarter Birmingham Bowl

Tuesday, December 28, 2021

Parking Lots Open	Protective Stadium	8:30 a.m.
Gates Open	Protective Stadium	9:00 a.m.
2021 TicketSmarter Birmingham Bowl	Protective Stadium	11:00 a.m.

Designated team hotels:

Team #1 - Sheraton Birmingham 2221 Richard Arrington Jr. Blvd. Birmingham, AL 35244 205-307-3600 205-987-1600 fax	Team #2 - Hyatt Regency 1000 Riverchase Galleria Birmingham, AL 35244 205-987-1600 205-987-0454 fax
---	---

Designated media hotel:

No official media hotel. Lodging recommendations available at www.TicketSmarterBirminghamBowl.com, click on "Visitor Guide"

Local airport: Birmingham-Shuttlesworth International Airport (BHM); Delta, American, United, Southwest, US Airways

Local tourism bureau: Greater Birmingham Convention and Visitors Bureau, 950 22nd Street North, Suite 550, Birmingham, AL 35203, 205-458-8000, www.birminghamal.org

Prominent area tourist attractions:

Birmingham Civil Rights Institute, Alabama Sports Hall of Fame, Railroad Park, McWane Science Center, Birmingham Zoo, Southern Museum of Flight, Birmingham Botanical Gardens, Barber Motorsports Museum, Birmingham Museum of Art, Alabama Jazz Hall of Fame

Major Media in the area:

Associated Press	WBMA-TV 33/40 (ABC)	WTVM-TV 13
WIAT-TV 42 (CBS)	WBRC-TV 6	

TicketSmarter Birmingham Bowl

GAME HISTORY

Date	Result	Attendance	TV Rating
PapaJohns.com Bowl			
12/23/06	South Florida 24, East Carolina 7	28,527	ESPN2
12/22/07	Cincinnati 31, Southern Miss 21	32,959	ESPN2
12/29/08	Rutgers 29, North Carolina State 23	36,387	1.7 ESPN
1/2/10	Connecticut 20, South Carolina 7	42,610	ESPN
BBVA Compass Bowl			
1/8/11	Pittsburgh 27, Kentucky 10	41,207	ESPN
1/7/12	SMU 28, Pittsburgh 6	28,726	1.49 ESPN
1/5/13	Ole Miss 38, Pittsburgh 17	59,135	2.2 ESPN
1/4/14	Vanderbilt 41, Houston 24	42,717	1.8 ESPN
Birmingham Bowl			
1/3/15	Florida 28, East Carolina 20	30,083	3.0 ESPN
12/28/15	Auburn 31, Memphis 10	59,430	3.0 ESPN
12/29/16	South Florida 46, South Carolina 39 (OT)	31,229	1.5 ESPN
12/23/17	South Florida 38, Texas Tech 34	28,623	2.15 ESPN
12/22/18	Wake Forest 37, Memphis 34	25,717	2.7 ESPN
TicketSmarter Birmingham Bowl			
1/2/20	Cincinnati 38, Boston College 6	27,193	1.59 ESPN

Individual Awards:

Fred Sington Most Valuable Player Award

2006	Ben Williams, South Florida
2007	Ben Mauk, Cincinnati
2008	Mike Teel, Rutgers
2010	Andre Dixon, Connecticut
2011	Dion Lewis, Pittsburgh
2012	Darius Johnson, SMU
2013	Bo Wallace, Ole Miss
2014	Jordan Matthews, Vanderbilt
2015	Adam Lane, Florida
2015	Jovon Robinson, Jr., Auburn
2016	Quinton Flowers, South Florida
2017	Quinton Flowers, South Florida
2018	Jamie Newman, Wake Forest
2020	Desmond Ridder, Cincinnati

Memorable Games:

- 2007: Cincinnati quarterback Ben Mauk set bowl records for passing yards, completions and passing touchdowns in leading the Bearcats to a 31-21 victory over Southern Mississippi in Jeff Bower's final game as Golden Eagle head coach. Mauk finished with 334 yards and four touchdowns, hitting on 30-of-52 passes.
- 2008: Behind quarterback Mike Teel, Rutgers rallied from a 17-6 halftime deficit to post a 28-23 victory over North Carolina State and now-NFL quarterback starter Russell Wilson. Teel finished with 319 passing yards and two touchdowns, including a 42-yard scoring pass to Kenny Britt with 8:30 left that gave the Scarlet Knights the lead for good at 26-23.
- 2010: Connecticut's Andre Dixon rushed for 126 yards and a touchdown, while his Huskies teammates limited South Carolina to only 205 offensive yards en route to a 20-7 win. UConn built a 20-0 lead early in the fourth quarter before the Gamecocks scored their only touchdown on a two-yard Brian Maddox run.
- 2017: South Florida's Quinton Flowers became the American Athletic Conference's career leader in total offense while leading the Bulls to two scores in the final 4:26 to capture the Birmingham Bowl for the second year in a row. Flowers passed for 311 yards and four touchdowns while rushing 14 times for 106 yards and 1 touchdown. Texas Tech's Nic Shimonek threw a 25-yard touchdown pass to T.J. Vasher with 1:31 remaining in the game to give the red raiders the lead. But, that left too much time on the clock for Senior Flowers and he connected with Tyre McCants in the end zone with 16 seconds left to seal the victory in dramatic fashion.

Top Individual Performances:

- Ben Mauk, B, Cincinnati, 2007 -- Threw for a bowl-record 334 yards and added another bowl mark with four touchdown passes in a 31-21 victory over Southern Mississippi. He hit on 30-of-52 passes.
- Mike Teel, QB, Rutgers, 2008 -- His Scarlet Knights trailed 17-6 at halftime before Teel led a rally, passing for 319 yards and two second-half touchdowns in pacing Rutgers to a 28-23 victory over North Carolina State.
- Andre Dixon, RB, Connecticut, 2010 -- Rushed for 126 of UConn's 146-yard team rushing total and had a clinching 10-yard touchdown in the fourth quarter in leading the Huskies to a surprising 20-7 win over South Carolina
- Jordan Matthews, WR, Vanderbilt, 2014 -- Was on the receiving end of five passes for 143 yards and a pair of touchdowns, including a pair of 50-yarders from quarterback Patton Robinette in the Commodores' 41-24 win over Houston.
- Quinton Flowers, QB, South Florida, 2017 -- After struggling in the first half going 4-12 passing, Flowers turned it around in the second half tying the bowl record for touchdown passes with 4 while also rushing for 1. Trailing late Flowers found Tyre McCants in the end zone with 16 seconds left to give South Florida the victory.
- Jamie Newman, QB, Wake Forest, 2018 -- He ran for three touchdowns (1 yard, 17 yards, and 1 yard) and threw one touchdown. He was 22-40 for 328 yards. His last running touchdown came with 34 seconds left in the game to give Wake Forest the victory.



BowlSeason.com



@BowlSeason



@BowlSeason



/BowlSeason



/BowlSeason

SERVPRO First Responder Bowl

Game Date: Dec. 28, 2021

Kickoff time (EST): 3:15 p.m.

TV & Radio Network: ESPN/Bowl Season Radio

Conference Tie-ins: Conference Pool

Mailing address: 505 Main Street, Suite 270

Fort Worth, TX 76102

(o) 817-810-0252

Website: www.firstresponderbowl.com

Facebook: facebook.com/firstresponderbowl

Twitter: @FRBowl

Executive Director: Brant B. Ringler

(o) 817-810-0506 (c) 817-915-2152

E-mail: brant.b.ringler@espn.com

Senior Manager, ESPN Events: Scott Pomeroy

(o) 817-810-0695; (c) 817-343-2625

Email: scott.pomeroy@espn.com

Media contact: Drew Harris

(c) 254-716-8573

E-mail: drew@firstpitchpr.com

Team host contact: Scott Pomeroy

(o) 817-810-0695; (c) 817-343-2625

Email: scott.pomeroy@espn.com

Ticket prices: \$25-\$125

Stadium Information: Gerald J. Ford Stadium

Capacity/Surface: 32,000 / FieldTurf

Physical address: 5800 Ownby Dr, Dallas, TX 75205

Stadium contact: Nathan Vaji, Director of Operations,

214-768-2885; nvaji@smu.edu

Contact for ordering phone lines: Ronny Jepsen,

SMU IT Services, 214-768-3873; rjepsen@smu.edu

Press box phone: 214-768-7730 / Wi-fi available

Media Credentials and Parking: Online at www.firstresponderbowl.com.

Contact Drew Harris (drew@firstpitchpr.com) with questions.

Top Football Crowd in Stadium History (college):

36,742 2010 SMU vs. Army (Armed Forces Bowl)

Top 5 Crowds in Bowl Game History:

- | | | | |
|----|--------|------|-----------------------------|
| 1. | 48,313 | 2012 | Oklahoma State vs. Purdue |
| 2. | 48,616 | 2011 | Houston vs. Penn State |
| 3. | 40,121 | 2010 | Texas Tech vs. Northwestern |
| 4. | 38,380 | 2013 | North Texas vs. UNLV |
| 5. | 31,297 | 2014 | Illinois vs. Louisiana Tech |

This Year's Bowl Activities (Tentative Schedule):

Date / Event	Place	Time
--------------	-------	------

Tuesday, December 28, 2021

SERVPRO First Responder Bowl	Gerald J. Ford Stadium	3:15 p.m.
------------------------------	------------------------	-----------

Designated team hotels:

Westin Dallas Downtown

1201 Main Street

Dallas, TX 75202

972-584-6650

Fax 972-584-6659

Hyatt Regency Dallas

300 Reunion Boulevard

Dallas, TX 75207

214-651-1234

Fax 214-742-8126

Designated media hotel: TBD

Local airports: Dallas/Fort Worth International Airport (DFW); American, American Eagle, Delta, Frontier, United, US Airways, Alaska Airlines, Air Canada, British Airways, JetBlue, Spirit, Virgin America Love Field (DAL); Southwest, Delta, United



Brant Ringler
Executive Director



Drew Harris
Media Contact



Championship Trophy

SERVPRO First Responder Bowl

Local tourism bureau: Dallas Convention and Visitors Bureau, 325 N. St. Paul Street, Suite 700, Dallas, TX 75201, 214-571-1000, FAX 214-571-1008, Bre Cleary, p.r. manager, bcleary@dallascvb.com

Prominent area tourist attractions:

Six Flags Over Texas, Dallas Arts District, Dallas World Aquarium, Dallas Zoo, Sixth Floor Museum, Perot Museum of Nature & Science, Fort Worth Stockyards, Sundance Square, Fort Worth Museum District, Fort Worth Zoo

DIRECTIONS

>From Dallas-Fort Worth International Airport (DFW) to stadium:

(21.6 miles, approximately 28 minutes driving time) Start out going south on International Pkwy/TX-97S (Portions toll). Take TX1-83 East (11 miles), TX-183E becomes I-35S/US-77 S (4 miles), Merge onto Woodall Rodgers Freeway/366 Spur N via Exit 429A toward I-45/Houston/McKinney/US-75 (1.5 miles), Take the US-75N exit on the left toward McKinney and merge onto US-75 N left toward Sherman (2.8 miles), Take Exit 3 toward University Blvd/Mockingbird Lane (.3 miles), Merge onto N Central Expressway (.1 miles), Turn left onto E. Mockingbird Lane (.4 miles), Turn right onto Bishop Blvd. (.1 miles), Turn right onto Schlegel St. (.1 miles), Turn left onto Ownby Dr (.1 miles).

>From Dallas Love Field (DAL) to stadium:

(4.5 miles, approximately 10 minutes driving time) Go southwest on Herb Kelleher Way, Turn left onto W. Mockingbird Lane (1.1 miles), Turn left onto Bishop Blvd (3.3 miles), Take first right onto Schlegel St. (.1 miles), Turn left onto Ownby Dr (.1 miles).

Other Trivia:

-The SERVPRO First Responder Bowl was known as the TicketCity Bowl in its first two years, then the Heart of Dallas Bowl for six years.

-ESPN manages the bowl game's media rights, sales and game-related activities and coordinates the conference school inventory.

-In-state teams won the bowl in three of its first four years, with Texas Tech winning the inaugural game, Houston in 2012 and North Texas in 2014.

-The 2018 game became the first bowl game ever to be canceled due to severe weather. The game was ruled a no contest after weather issues halted the game. There was 5:08 left on the clock in the first quarter with Boston College leading 7-0 when the teams went to a delay. The game never resumed.

Major Media in the area:

Dallas Morning News
Worth Star-Telegram
Associated Press
KESN-FM 103.3 ESPN Radio
Southwest
KTCK-1310 Radio
WBAP-AM 820 Radio

KTVT-TV 11 (CBS)
WFAA-TV 8 (ABC)
KTXA-TV 21 (Ind)
KFWD-TV 52 (Ind)

KLI-AM 570 Radio
KRLD-AM 1080 Radio

KXAS-TV 5 (NBC) Fort
KDFW-TV 4 (FOX)
KDAF-TV 33 (CW)
FOX Sports

KSKY-AM 660 Radio

SERVPRO First Responder Bowl

GAME HISTORY

Date	Result	Attendance	TV Rating
TicketCity Bowl			
1/1/11	Texas Tech 45, Northwestern 38	40,121	ESPN
1/1/12	Houston 30, Penn State 14	48,616	0.9 ESPN
Heart of Dallas Bowl			
1/1/13	Oklahoma State 58, Purdue 14	48,313	0.8 ESPN
1/1/14	North Texas 36, UNLV 14	38,380	0.2 ESPN
Zaxby's Heart of Dallas Bowl			
12/26/14	Louisiana Tech 35, Illinois 18	31,297	1.5 ESPN
12/26/15	Washington 44, Southern Mississippi 31	20,229	1.6 ESPN
12/27/16	Army 38, North Texas 31	39,117	1.1 ESPN
12/26/17	Utah 30, West Virginia 14	20,507	ESPN
SERVPRO First Responder Bowl			
12/27/18	Boise State vs. Boston College (Game ruled no contest due to severe weather conditions)		
12/30/19	WKU 23, Western Michigan 20	13,164	ESPN
12/26/20	Louisiana 31, UTSA 24	3,512	ABC

Individual Awards:

Most Valuable Players

2011	Taylor Potts, Texas Tech
2012	Case Keenum, Houston
2013	Clint Chelf, Oklahoma State
2014	Derek Thompson, North Texas
2014	Houston Bates, Louisiana Tech (vs. Illinois)
2015	Myles Gaskin, Washington
2016	Ahmad Bradshaw, Army QB
2017	Julian Blackmon, Utah CB
2018	None (Game ruled no contest due to weather)
2019	Lucky Jackson, WKU
2020	Elijah Mitchell, Louisiana

Memorable Games:

- 2010: Texas Tech jumped to a 22-point lead and led 38-17 late in the third quarter but had to hold on to take a 45-38 victory over Northwestern in the first-ever bowl. The Wildcats, trying to snap a string of seven straight bowl losses and a winless bowl streak dating back to 1949, got within a touchdown twice in the fourth quarter.
- 2011: Houston quarterback Case Keenum put on a first-quarter show and his teammates never let Penn State back into the game as the Cougars posted a 30-14 win over the Nittany Lions. Keenum, who entered the game as the NCAA's all-time career leader in scoring passes and passing yardage, threw for 227 yards in the game's first 15 minutes to set an all-time NCAA bowl record for pass yardage in a quarter. He finished 45-of-69 passing for 532 yards and three scores.
- 2012: Oklahoma State rolled up the most points ever scored in a bowl game at venerable Cotton Bowl Stadium, bolting out to a 45-0 lead by late in the third quarter and eventually taking a 58-14 victory over Purdue. The Cowboys forced five turnovers and rolled up 524 offensive yards along with five touchdown passes, three of them from starter Clint Chelf on the way to its biggest bowl win since the 1988 Holiday Bowl team routed Wyoming 62-14.
- 2018: The game between Boise State and Boston College was canceled due to severe weather and ruled a no contest. There was 5:08 left on the clock in the first quarter when the teams went to a delay. Boston College had a 7-0 lead when a lightning strike within eight miles of the Cotton Bowl in Dallas, the game site, caused the bowl to go into a 30-minute delay per NCAA rules. That delay extended with each successive lightning strike, and the teams and bowl reps eventually made the decision not to play. The decision to end the First Responder Bowl made it the first bowl game to be canceled because of weather.
- 2019: WKU true freshman Cory Munson nailed a career-long 52-yard field goal with no time remaining to give the Hilltoppers a 23-20 victory over Western Michigan in the inaugural First Responder Bowl to be played at SMU's Ford Stadium. Munson's 31-yard field goal with 1:36 to play had made it 20-20. The Broncos had time to win it, drove downfield, but WMU quarterback Jon Wassink tripped for a 2-yard loss to force a fourth-and-3. WMU went for it, and Wassink's incompletion gave it back to WKU with 27 seconds remaining. With three seconds left and WKU facing a potential 57-yard kick by Munson to win it, WKU opted to toss a Hail Mary and risk overtime at worst. However, Western Michigan was flagged for too many men on that final play, allowing for an untimed down from five yards closer.

Top Individual Performances:

- Taylor Potts, QB, Texas Tech, 2011 -- Threw four touchdowns passes and scored another TD on a trick play in leading the Red Raiders to a 45-38 win over Northwestern in the inaugural bowl. Potts completed 43-of-56 passes for 369 yards and had a scoring pass in each quarter, and also scored himself on a 13-yard lateral back to him following a completion to Austin Zoualik.
- Quentin Davie, LB, and Nate Williams, LB, Northwestern, 2011 -- In a losing effort, the two combined for 29 tackles, with Davie also recording a pair of sacks, in the Wildcats' 45-38 loss to Texas Tech.
- Case Keenum, QB, Houston, 2012 -- Became one of only nine quarterbacks in NCAA bowl history to pass for 500 or more yards, hitting 45-of-69 passes for 532 yards in leading the Cougars to a 30-14 victory over Penn State. Keenum passed for 227 yards in the first quarter alone, setting an all-time NCAA bowl record for passing yards in a quarter, and added to his NCAA all-time career numbers for passing yards and touchdown passes with his 3 scoring tosses.
- Patrick Edwards, WR, Houston, 2012 -- The Senior Bowl selection wrapped

SERVPRO First Responder Bowl

up his collegiate career in style, catching touchdown passes of 40 and 75 yards in the first half in guiding UH to a 30-14 victory over Penn State. Edwards finished with 228 receiving yards on 10 catches.

Clint Chelf, QB, Oklahoma State, 2013 -- Threw three of his team's five touchdown passes while hitting 17-of-22 passes for 197 yards and no interceptions, sparking the Cowboys to a runaway 58-14 victory over Purdue. Chelf had scoring throws of four and seven yards on OSU's second and third possessions and added a 37-yarder in the third quarter that built the lead to 45-0.

Myles Gaskin, RB, Washington, 2015 -- set a Heart of Dallas Bowl record with four touchdowns, and he added 181 yards on 26 carries.

Last Year's Game:

No. 16 Louisiana led by as many as 17 points (24-7) in the third quarter, before UTSA rallied to knot the score in the fourth quarter. Ragin' Cajun running back Elijah Mitchell was named the game's MVP after totaling 172 yards from scrimmage with 127 on 19 carries and 45 receiving yards on two catches.

Both teams amassed more than 400 yards of offense and more than 20 first downs. UTSA, making its second bowl appearance in 10 years as a program, was without head coach Jeff Traynor, who was quarantined due to COVID-19 protocols.

AutoZone Liberty Bowl

Game Date: Dec. 28, 2021

Kickoff time (CST): 5:45 p.m.

TV & Radio Network: ESPN

Conference Tie-ins: SEC, Big 12


Mailing address: 959 Ridgeway Loop Road, Suite 101,
Memphis, TN 38120

(o) 901-795-7700 (fax) 901-795-7826

Website: www.AutoZoneLibertyBowl.org

Facebook: facebook.com/AZOLibertyBowl

Twitter: @AZOLibertyBowl



Executive Director: Steve Ehrhart

(o) 901-795-7700 (c) 901-303-9180

E-mail: sehrhart@libertybowl.org

Media contact: Harold Graeter, Associate Executive
Director, (o) 901-795-7700 (c) 901-238-0812

E-mail: hgraeter@libertybowl.org

Ticket Operations: Kevin Alexander, Operations Manager

(o) 901-795-7700 (c) 901-634-0552

E-mail: kevin.alexander@libertybowl.org

CFO: Perry Winstead, 901-238-0805

perry.winstead@compel.church

Staff: Pam Kimery, Event Manager, (o) 901-795-7700,

(c) 662-671-9846, pam.kimery@libertybowl.org

Dominic Middleton, Manager, Sales & Marketing

(o) 901-795-7700, (c) 901-846-2632,

dominic.middleton@libertybowl.org

Team host contact: Pam Kimery, Event Manager

(o) 901-795-7700 (c) 662-671-9846

E-mail: pam.kimery@libertybowl.org

Ticket prices: \$75, \$85, \$95, \$110

Stadium Information: Liberty Bowl Memorial Stadium

Capacity/Surface: 57,266 / AstroTurf

Physical address: 335 South Hollywood Street,
Memphis, TN 38104

Stadium contact: Thomas Carrier, 901-729-4344,

Thomas.Carrier@spectrarp.com

To order phone lines, contact AT&T at 800-766-9115.

Press box phone: TBA / Wi-fi available



Steve Ehrhart
Executive Director



Harold Graeter
Media Contact

Media Credentials and Parking: online at [www.](http://www.autozonelibertybowl.org/media-center/credential-request)

[autozonelibertybowl.org/media-center/credential-request](http://www.autozonelibertybowl.org/media-center/credential-request)

Top Football Crowd in Stadium History:

63,816	2007	Mississippi State vs. UCF
--------	------	---------------------------

Top 5 Crowds in Bowl Game History:

1.	63,816	2007	Mississippi State vs. UCF
2.	62,742	2009	East Carolina vs. Arkansas
3.	61,497	1991	Air Force vs. Mississippi State
4.	61,136	2016	Arkansas vs. Kansas State
5.	60,128	1989	Ole Miss vs. Air Force

(all games at Liberty Bowl Memorial Stadium)



AutoZone Liberty
Bowl Bell Trophy

This Year's Bowl Activities (Tentative Schedule):

Date / Event	Place	Time (CST)
--------------	-------	------------

All events other than the bowl game are TBD.

Tuesday, December 28, 2021

63rd AutoZone Liberty Bowl

Liberty Bowl Memorial Stadium

5:45 p.m.

Designated team hotels:

SEC – The Peabody Hotel

149 Union Avenue

Memphis, TN 38103

901-529-4000

Debbie Butterick

dbutterick@peabodymemphis.com

Big 12 -- Sheraton Memphis Downtown

250 North Main Street

Memphis, TN 38103

901-527-7300

Laura Hamblen, [lhamblen@](mailto:lhamblen@sheratonmemphisdowntown.com)

sheratonmemphisdowntown.com

Designated media hotel:

DoubleTree Downtown Memphis

185 Union Avenue

Memphis, TN 38103

AutoZone Liberty Bowl

Local airport: Memphis International Airport; Allegiant Air, American, Delta, Frontier, Southwest, United

Local tourism bureau: Memphis Tourism, 901-543-5305, Regena Bearden, contact, regenabearden@memphistravel.com

Prominent area tourist attractions:

Graceland, Beale Street, National Civil Rights Museum, Sun Studios, STAX Museum, Pink Palace Museum, Memphis Zoo, Bass Pro Shops at The Pyramid

DIRECTIONS

>From main arrival airport to stadium:

Exit airport then head west on Winchester Rd. (0.2mi); Continue straight, merging onto Jim McGehee Pkwy (0.3 mi). Continue onto Plough Blvd (1.1 mi.) Then continue straight onto Airways Blvd. (3 mi). Continue onto East Parkway South (0.8 mi), turn right onto Central Ave. (0.5 miles), at 2nd light, turn right onto South Hollywood St. (0.3 mi), Liberty Bowl Memorial Stadium will be on the right. Note: On game day media parking will be in Silver Lot 4, enter from Access 11 on Southern Ave.
Note: On game day media parking will be in Silver Lot 4, enter from Access 11 on Southern Ave.

Other Trivia:

- The Liberty Bowl was actually founded in another city -- in Philadelphia, where the first game was played in 1959 and matched Penn State against Alabama, coached by Bear Bryant.
- Four Heisman Trophy winners have played in the Liberty Bowl -- Terry Baker, Ernie Davis, Doug Flutie and Bo Jackson
- The 1964 game was played in Atlantic City, N.J., at the Atlantic City Convention Center, making the Liberty Bowl the first-ever indoor college bowl game. The bowl moved to its current Memphis home in 1965.
- The 1968 game matched two football icons on the field. Archie Manning was the quarterback for Ole Miss and Frank Beamer was a defensive back for Virginia Tech.
- In 2018, the AutoZone Liberty Bowl is celebrating its 60th year. It is America's 7th oldest bowl game.
- 2021 marks the AutoZone Liberty Bowl's 63rd year. It is America's 7th oldest bowl game.

Major Media in the area:

Memphis Commercial Appeal
Memphis Business Journal
The Daily Memphian
ESPN Radio Memphis 92.9 FM

Memphis Flyer
WATN-TV (ABC)
Sports 56 WHBQ Radio
WKIM-FM 98.9

WREG-TV (CBS)
WMC-TV (NBC)
WLMT-TV
WHBQ-TV (Fox)

GAME HISTORY

Date	Result	Attendance	TV
Liberty Bowl			
12/19/59	Penn State 7, Alabama 0	36,211	NBC
12/17/60	Penn State 41, Oregon 12	16,624	NBC
12/16/61	Syracuse 15, Miami 14	15,712	NBC
12/15/62	Oregon State 6, Villanova 0	17,047	NBC
12/21/63	Mississippi State 16, NC State 12	8,309	NBC
12/19/64	Utah 32, West Virginia 6	6,059	ABC
12/18/65	Ole Miss 13, Auburn 7	38,607	ABC
12/10/66	Miami 14, Virginia Tech 7	39,101	ABC
12/16/67	North Carolina State 14, Georgia 7	35,054	ABC
12/14/68	Ole Miss 34, Virginia Tech 17	46,206	ABC
12/13/69	Colorado 47, Alabama 33	50,042	ABC
12/12/70	Tulane 17, Colorado 3	44,460	ABC
12/20/71	Tennessee 14, Arkansas 13	45,410	ABC
12/18/72	Georgia Tech 31, Iowa State 30	50,021	ABC
12/17/73	North Carolina State 31, Kansas 18	50,011	ABC
12/16/74	Tennessee 7, Maryland 3	51,284	ABC
12/22/75	USC 20, Texas A&M 0	51,129	ABC
12/20/76	Alabama 36, UCLA 6	52,736	ABC
12/19/77	Nebraska 21, North Carolina 17	49,456	ABC
12/23/78	Missouri 20, LSU 15	53,064	ABC
12/22/79	Penn State 9, Tulane 6	50,021	ABC
12/27/80	Purdue 28, Missouri 25	53,667	ABC
12/30/81	Ohio State 31, Navy 28	43,216	USA
12/29/82	Alabama 21, Illinois 15	54,123	ESPN
12/29/83	Notre Dame 19, Boston College 18	48,071	ESPN
12/27/84	Auburn 21, Arkansas 15	50,180	ESPN
12/27/85	Baylor 21, LSU 7	40,186	ESPN
12/29/86	Tennessee 21, Minnesota 14	51,357	ESPN
12/29/87	Georgia 20, Arkansas 17	53,240	ESPN
12/28/88	Indiana 34, South Carolina 10	32,210	ESPN
12/28/89	Ole Miss 42, Air Force 29	60,128	ESPN
12/27/90	Air Force 23, Ohio State 11	32,262	ESPN
12/29/91	Air Force 38, Mississippi State 15	61,497	ESPN
12/31/92	Ole Miss 13, Air Force 0	47,602	ESPN

AutoZone Liberty Bowl

GAME HISTORY

Date	Result	Attendance	TV
St. Jude Liberty Bowl			
12/28/93	Louisville 18, Michigan State 7	21,097	ESPN
12/31/94	Illinois 30, East Carolina 0	46,212	ESPN
12/30/95	East Carolina 19, Stanford 13	47,307	ESPN
12/27/96	Syracuse 30, Houston 17	49,163	ESPN

AXA Equitable Liberty Bowl

12/31/97	Southern Miss 41, Pittsburgh 7	50,209	ESPN
12/31/98	Tulane 41, BYU 27	51,192	ESPN

AXA Liberty Bowl

12/31/99	Southern Miss 23, Colorado State 17	56,570	ESPN
12/29/00	Colorado State 22, Louisville 17	58,302	ESPN
12/31/01	Louisville 28, BYU 10	58,968	ESPN
12/31/02	TCU 17, Colorado State 3	55,207	ESPN
12/31/03	Utah 17, Southern Miss 0	55,917	ESPN

AutoZone Liberty Bowl

12/31/04	Louisville 44, Boise State 40	58,355	ESPN
12/31/05	Tulsa 31, Fresno State 24	54,894	ESPN
12/29/06	South Carolina 44, Houston 36	56,103	ESPN
12/29/07	Mississippi State 10, UCF 3	63,816	ESPN
1/2/09	Kentucky 25, East Carolina 19	56,125	ESPN
1/2/10	Arkansas 20, East Carolina 17 (OT)	62,742	ESPN
12/31/10	UCF 10, Georgia 6	51,231	ESPN
12/31/11	Cincinnati 31, Vanderbilt 24	57,103	ABC
12/31/12	Tulsa 31, Iowa State 17	53,687	ESPN
12/31/13	Mississippi State 44, Rice 7	57,846	ESPN
12/29/14	Texas A&M 45, West Virginia 37	51,282	ESPN
01/02/16	Arkansas 45, Kansas State 23	61,136	ESPN
12/30/16	Georgia 31, TCU 23	51,087	ESPN
12/30/17	Iowa State 21, Memphis 20	57,266	ABC
12/31/18	Oklahoma St. 38, Missouri 33	51,587	ESPN
12/31/19	Navy 20, Kansas State 17	50,515	ESPN
12/31/20	West Virginia 24, Army 21	8,187 (Covid)	ESPN

Individual Awards: Most Valuable Player

1959	Jay Huffman, Penn State	1960	Dick Hoak, Penn State
1961	Dick Easterly, Syracuse	1962	Terry Baker, Oregon State
1963	Ode Burrell, Mississippi State	1964	Ernest Allen, Utah
1965	Tom Bryan, Auburn	1966	Jimmy Cox, Miami, Fla.
1967	Jim Donnan, North Carolina State	1968	Steve Hindman, Ole Miss
1969	Bob Anderson, Colorado	1970	David Abercrombie, Tulane
1971	Joe Ferguson, Arkansas	1972	Jim Stevens, Georgia Tech
1973	Stan Fritts, North Carolina State	1974	Randy White, Maryland
1975	Ricky Bell, USC	1976	Berry Krauss, Alabama
1977	Matt Kupec, North Carolina	1978	James Wilder, Missouri
1979	Roch Hontas, Tulane	1980	Mark Herrmann, Purdue
1981	Eddie Meyers, Navy	1982	Jeremiah Castille, Alabama
1983	Doug Flutie, Boston College	1984	Bo Jackson, Auburn
1985	Cody Carlson, Baylor	1986	Jeff Francis, Tennessee
1987	Greg Thomas, Arkansas	1988	Dave Schnell, Indiana
1989	Randy Baldwin, Ole Miss	1990	Rob Perez, Air Force
1991	Rob Perez, Air Force	1992	Cassius Ware, Ole Miss
1993	Jeff Brohm, Louisville	1994	Johnny Johnson, Illinois
1995	Kwame Ellis, Stanford	1996	Malcolm Thomas, Syracuse
1997	Sherrod Gideon, Southern Miss	1998	Shaun King, Tulane
1999	Adaluis Thomas, Southern Miss	2000	Cecil Sapp, Colorado State
2001	David Ragone, Louisville	2002	LaTerance Dunbar, TCU
2003	Morgan Scalley, Utah	2004	Stefan LeFors, Louisville
2005	Paul Smith, Tulsa	2006	Blake Mitchell, South Carolina
2007	Derek Pegues, Mississippi State	2008	Ventrell Jenkins, Kentucky
2009	Ryan Mallett, Arkansas	2010	Latavius Murray, UCF
2011	Isaiah Pead, Cincinnati	2012	Trey Watts, Tulsa
2013	Dak Prescott, Mississippi State	2014	Kyle Allen, Texas A&M
2015	Alex Collins, Arkansas	2016	Trenton Thompson, Georgia
2017	Allen Lazard, Iowa State	2018	Taylor Cornelius, Oklahoma State
2019	Malcolm Perry, Navy	2020	T.J. Simmons, WVU

Memorable Games:

- 1982: In the final game of Bear Bryant's legendary career, Alabama sent the coach out a winner with a 21-15 victory over Illinois.
- 2004: In a matchup of two top-10-ranked teams, seventh-ranked Louisville and 10th-ranked Boise State locked up in the highest-scoring game in AutoZone Liberty Bowl history. The Cardinals finally prevailed in a 44-40 shootout.
- 2009: In the first overtime game in Liberty Bowl history, Arkansas posted a 20-17 victory over East Carolina.
- 2017: For the first time in the Bowl's history, the hometown Memphis Tigers played in the AutoZone Liberty Bowl.

Top Individual Performances:

- Terry Baker, QB, Oregon State, 1962 -- The Heisman Trophy winner provided the only score in the game and did it in incredible style, breaking a 99-yard run for a touchdown as Oregon State won 6-0 over Villanova. The run still stands as an all-time record for any bowl game.
- Bob Anderson, RB, Colorado, 1969 -- Anderson set bowl-game records for rushing, rushing touchdowns and points by running for 254 yards and three scores in leading the Buffaloes to a 47-33 win over Alabama.
- Randy White, DL, Maryland, 1974 -- Later an All-Pro defensive lineman for the

AutoZone Liberty Bowl

Dallas Cowboys, White set a bowl record for solo tackles with a dozen against Tennessee, also the Volunteers did beat the Terrapins in a 7-3 struggle. White was later named to both the College Football and Pro Football Halls of Fame. Dak Prescott, QB, Mississippi State, 2013 -- Ran for two touchdowns and passed for three more, setting a bowl record for touchdowns responsible for, while throwing for 283 yards and rushing for 78 in the Bulldogs' 44-7 win over Rice. Prescott led MSU to the biggest margin of victory in AutoZone Liberty Bowl history.

Last Year's Game:

The AutoZone Liberty Bowl celebrated its 62nd anniversary as a pandemic restricted crowd of 8,187 watched Army face off against Big 12 opponent West Virginia. Army with a 9-2 record was seeking its third 10-win season in four years and won the Commander-In-Chief trophy for the third time in four years. West Virginia coach Neal Brown led West Virginia to a 6-4 record and bowl eligibility for the first time in his two-year tenure. In the first quarter the lone 3 points scored between the two programs was a 31-yard field goal by West Virginia kicker Tyler Sumpter. After a defensive chess match in the first quarter the offenses for both squads came alive in the second quarter. Army's Tyhier Tyler showcased his powerful running style with a 1-yard touchdown run giving Army the lead 7-3. West Virginia answered with a 20-yard touchdown pass from Jarret Doege to T.J. Simmons his first of two on the day. Doege's touchdown pass completed a 12-play 77-yard drive to retake the lead 10-7. Tyhier Tyler would find the endzone with his legs again scoring on a 6-yard touchdown run that gave Army a 14-10 lead at halftime.

Army opened the third quarter with a methodical 13 play 75-yard drive capped by a 2-yard touchdown run by Tyhier Tyler his 3rd of the day tying an AutoZone Liberty Bowl record. At the half West Virginia coach Neal Brown made a quarterback change replacing Doege with senior Austin Kendall to provide a spark. Trailing 21-10, Kendall drove WVU down the field 80 yards in 10 plays completing a 3-yard touchdown pass to Mike O'Laughlin to cut the deficit to 21-16. West Virginia went for a two-point conversion and failed. Army entered the fourth quarter with a 21-16 lead over WVU.

After forcing two consecutive Army punts, West Virginia put the ball back in Kendall's hands looking for a score and he delivered. With 5:10 to play Kendall completed an eight play 65-yard drive culminating in a 20-yard touchdown pass to T.J. Simmons his 2nd TD catch of the day. West Virginia was successful on a two-point conversion giving them a 24-21 lead. Army had two more chances to tie or take the lead, but a missed field goal and an interception sealed their fate. Simmons two touchdown receptions and 65 receiving yards earned him MVP honors and the Mountaineers were crowned 2020 AutoZone Liberty Bowl champions.

Score by Quarters	1st	2nd	3rd	4th	Final
WVU	3	7	6	8	24
Army	0	14	7	0	21

Scoring:

First Quarter: WVU- Tyler Sumpter 31-yard field goal

Second Quarter: Army- Tyler, Tyhier 1 yard run (Maretzki, Quinn kick), WVU- T.J. Simmons 5-yard pass from Jarret Doege (Tyler Sumpter kick), Army- Tyler, Tyhier 6-yard run (Maretzki, Quinn kick)

Third Quarter: Army- Tyler, Tyhier 2-yard run (Maretzki, Quinn kick), WVU- Mike O' Laughlin 3-yard pass from Austin Kendall (Austin Kendall pass failed),

Fourth Quarter: WVU- T.J. Simmons 20-yard pass from Austin Kendall (Reese Smith rush)

Team Statistics:	WVU	Army
First Downs	19	16
Rushes - Net Yards	27-42-0	59-182-3
Net Yards Passing	280	57
Passing (Comp-Att-Int)	23-42-1	4-6-1
Total Plays	68	65
Total Net Yards	332	239
Fumbles-Lost	1-1	1-0
Penalties-Yards	7-53	3-30

San Diego Country Credit Union Holiday Bowl

Game Date: Dec. 28, 2021

Kickoff time (EST): 8:00 p.m.

TV & Radio Network: Fox and Sirius

Conference Tie-ins: ACC, Pac-12

Mailing address: 4909 Murphy Canyon Rd, Suite 110
San Diego, CA 92160, (o) 619-283-5808



Website: HolidayBowl.com

Facebook: facebook.com/HolidayBowl

Twitter: @HolidayBowlGame

Executive Director: Mark Neville, Chief Executive Officer
(o) 619-283-5808 x309 (c) 858-967-0901
E-mail: mneville@holidaybowl.com



Mark Neville
Executive Director

Media Contact: Rick Schloss
Rick Schloss Communications
(o) 619-283-5808 (c) 619-708-6007
Email: RickSchlossPR@aol.com

Ticket contact: Phil Snyder, Director of Ticket Operations
(o) 619-283-5808 (c) 858-864-8948
E-mail: psnyder@holidaybowl.com

Staff: Cheryl Tishue, Chief Financial Officer
(o) 619-283-5808 x310
E-mail: cheryl@holidaybowl.com

Team host contact: Cheryl Tishue
(o) 619-283-5808 x310
E-mail: cheryl@holidaybowl.com

Ticket prices: \$35 - \$265

Tailgate/RV: Cheryl Tishue
(o) 619-283-5808 x310
E-mail: cheryl@holidaybowl.com



Rick Schloss
Media Contact

Stadium Information:
SDCCU Stadium, Capacity/Surface: 70,561 / Grass
Physical address: 100 Park Blvd, San Diego 92101
Stadium contact: Danny Sanchez
Contact for ordering phone lines: Rick Schloss
Press box phone: Rick Schloss / Wi-fi available

Media Credentials and Parking:
media@holidaybowl.com

Top Football Crowd in Stadium History:
73,302 1988 Super Bowl XXII

Top 5 Crowds in Bowl Game History:

1.	65,416	2005	Oklahoma vs. Oregon
2.	65,354	1998	Nebraska vs. Arizona
3.	64,607	2009	Nebraska vs. Arizona
4.	64,020	2007	Texas vs. Arizona State
5.	63,711	2004	Texas Tech vs. California



**Championship
Trophy**

Designated team hotels:
Pac-12 - Manchester Grand Hyatt
1 Market Place
San Diego, CA . 92101
(619) 232-1234

ACC - San Diego Marriott Marquis
333 West Harbor Drive
San Diego, CA 92101
(619) 234-1500

Designated media hotel:
Hilton SD Bay Front
1 Park Blvd, SD, 92101
619-564-3333

Local airport: San Diego International Airport (Lindbergh Field); Air Canada, Alaska Airlines, Allegiant Air, American Airlines, American Eagle (Los Angeles flights only), British Airways, Delta Airlines, Delta Connection (Los Angeles flights only), Frontier Airlines, Hawaiian Airlines, JetBlue Airways, Southwest Airlines, Spirit Airlines, Sun Country Airlines, United Airlines, US Airways, US Airways Express, Virgin America, Volaris, WestJet

San Diego Country Credit Union Holiday Bowl

Local tourism bureau: San Diego Tourism Authority, Julie Coker, President/
CEO, 619-232-3101, www.sandiego.org

Prominent area tourist attractions:

SeaWorld California, LEGOLAND California, San Diego Zoo, San Diego Safari Park, USS Midway Museum, Balboa Park

Other Trivia:

- With its victory over Michigan in the 1984 Holiday Bowl, BYU finished its season undefeated and was declared national champion.

- The Holiday Bowl's "Big Flag" is one of the largest ceremonial American flags in the U.S. It measures 100 by 50 yards, covering the entire field, and has been used at Super Bowls, World Series and numerous NFL, NCAA and Major League Baseball events.

Major Media in the area:

San Diego Union Tribune	KFMB-TV 8 (CBS)	KSWB-TV 5 (Fox)
Associated Press	KUSI-TV 9/51 (IND)	KNSO-TV 7/39 (NBC)
KFMB 760 AM Radio	KOGO 600 AM Radio	KGTV-TV 10 (ABC)
XPRS-XX 1090 AM Radio	97.3 The Fan	
XTRA Sports 1360 AM Radio		

GAME HISTORY

Date	Result	Attendance	TV Rating
Holiday Bowl			
12/22/78	Navy 23, BYU 16	52,500	3.7 Mizlou
12/21/79	Indiana 38, BYU 37	52,200	5.8 Mizlou
12/19/80	BYU 46, SMU 45	50,200	4.6 Mizlou
12/18/81	BYU 38, Washington State 36	52,419	5.8 Mizlou
12/17/82	Ohio St 47, BYU 17	52,533	5.8 Mizlou
12/23/83	BYU 21, Missouri 17	51,480	6.6 Mizlou
12/21/84	BYU 24, Michigan 17	61,243	9.3 Mizlou
12/22/85	Arkansas 18, Arizona State 17	50,641	3.2 Lorimar
SeaWorld Holiday Bowl			
12/30/86	Iowa 39, San Diego State 38	59,473	5.3 KUTV
12/30/87	Iowa 20, Wyoming 19	61,892	4.2 ESPN
12/30/88	Oklahoma State 62, Wyoming 14	60,718	6.1 ESPN
12/29/89	Penn State 50, BYU 39	61,113	6.2 ESPN
12/29/90	Texas A&M 65, BYU 14	61,441	4.3 ESPN
Thrifty Car Rental Holiday Bowl			
12/30/91	Iowa 13, BYU 13	60,646	5.9 ESPN
12/30/92	Hawaii 27, Illinois 17	44,457	3.7 ESPN
12/30/93	Ohio State 28, BYU 21	52,108	4.6 ESPN
12/30/94	Michigan 24, Colorado State 14	59,453	4.7 ESPN
Plymouth Holiday Bowl			
12/29/95	Kansas State 54, Colorado State 21	51,051	3.7 ESPN
12/30/96	Colorado 33, Washington 21	54,749	5.5 ESPN
12/29/97	Colorado State 35, Missouri 24	50,761	3.3 ESPN
Culligan Holiday Bowl			
12/30/98	Arizona 23, Nebraska 20	65,354	6.0 ESPN
12/29/99	Kansas State 24, Washington 20	57,118	4.8 ESPN
12/29/00	Oregon 35, Texas 30	63,278	5.5 ESPN
12/28/01	Texas 47, Washington 43	60,548	5.3 ESPN
Pacific Life Holiday Bowl			
12/27/02	Kansas State 34, Arizona State 27	58,717	4.2 ESPN
12/30/03	Washington State 28, Texas 20	61,102	4.9 ESPN
12/30/04	Texas Tech 45, California 31	63,711	4.0 ESPN
12/29/05	Oklahoma 17, Oregon 14	65,416	5.1 ESPN
12/28/06	California 45, Texas A&M 10	62,395	4.1 ESPN
12/27/07	Texas 52, Arizona State 34	64,020	4.4 ESPN
12/30/08	Oregon 42, Oklahoma State 31	59,106	4.6 ESPN
12/30/09	Nebraska 33, Arizona 0	64,607	4.3 ESPN
Bridgepoint Education Holiday Bowl			
12/30/10	Washington 19, Nebraska 7	57,921	4.0 ESPN
12/28/11	Texas 21, California 10	56,313	3.1 ESPN
12/27/12	Baylor 49, UCLA 26	55,507	2.3 ESPN
National University Holiday Bowl			
12/30/13	Texas Tech 37, Arizona State 23	52,930	2.3 ESPN
12/27/14	USC 45, Nebraska 42	55,789	4.0 ESPN
San Diego Country Credit Union Holiday Bowl			
12/30/15	Wisconsin 23, USC 21	48,329	2.72 ESPN
12/27/16	Minnesota 17, Washington State 12	48,704	2.4 ESPN
12/28/17	Michigan State 42, Washington State 17	47,092	1.0 ESPN
12/31/18	Northwestern 31, Utah 20	47,007	ESPN
12/27/19	Iowa 49, USC 24	50,123	Fox Sports FS1

Guaranteed Rate Bowl

Game Date: Dec. 28, 2021
Kickoff time (EST): 10:15 p.m.
TV & Radio Network: ESPN
Conference Tie-ins: Big 12, Big Ten
Mailing address: 7135 East Camelback Road #190,
Scottsdale, AZ, 85251
(o) 480-350-0900 (fax) 480-350-0915
Website: www.guaranteedratebowl.com
Facebook: facebook.com/guaranteedratebowl
Twitter: @ratebowl



Executive Director: Mike Nealy
(o) 480-350-0941
E-mail: mnealy@fiestabowl.org

Media contact: Scott Leightman,
Senior Director of Communications
(o) 480-517-6291 (c) 602-565-3147
Email: sleightman@fiestabowl.org

Ticket contact: Billy Welsh, Director of Ticket
Operations, 480-517-6264 / bwelsh@fiestabowl.org

Staff: Bob Whitehouse, Chief Operating Officer
(o) 480-350-0944, bwhitehouse@fiestabowl.org
Curt Krizan, Chief Financial Officer
(o) 480-350-0921, ckrizan@fiestabowl.org
Jose Moreno, Chief Marketing Officer
480-517-6287, jmoreno@fiestabowl.org

Team host contact: Emily Holden
Director of Game & Event Operations
(o) 480-736-3917 (c) 602-809-5554
Email: eholden@fiestabowl.org

Ticket prices: \$25 - \$150
Tailgate/RV: Not available

Stadium Information: Chase Field
Capacity/Surface: 39,056/Natural Grass
Physical address: 401 E. Jefferson St., Phoenix, AZ 85004
Stadium contact: N/A
Contact for ordering phone lines: Alex Nash,
(o) 480-350-0925 (c) 602-625-5733
Email: anash@fiestabowl.org
Press box phone: N/A / Wi-fi available

Media Credentials and Parking: Apply online at
fiestabowl.org/media-room

Top Football Crowd in Stadium History:
39,321 2016 (Jan) Arizona State vs. West Virginia

Top 5 Crowds in Bowl Game History:

1.	54,247	2011	Oklahoma vs. Iowa
2.	53,453	2010	Iowa vs. Missouri
3.	53,284	2013	Michigan vs. Kansas State
4.	49,385	1997	Arizona vs. New Mexico
5.	49,103	2008	Kansas vs. Minnesota

(NOTE: Games before 2000 were played at Arizona Stadium, games between 2000- 2005 were played at Chase Field, and games between 2006-2014 were played at Sun Devil Stadium)

This Year's Bowl Activities (Tentative Schedule in MST):

Date / Event	Place	Time
Saturday, December 25, 2021		
Team Arrivals	Sky Harbor Airport	TBD
Sunday, December 26, 2021		
Media Day	JW Marriott Camelback Inn	Noon
Tuesday, December 28, 2021		
Guaranteed Rate Bowl	Chase Field	8:15 p.m.

Designated team hotels:

Bowl does not release team hotels. Teams and conferences should contact the bowl office for hotel information.

Designated media hotel:

JW Marriott Camelback Inn
5402 East Lincoln Drive Scottsdale, AZ 85253 480-948-1700

Local airport: Phoenix Sky Harbor International Airport: www.skyharbor.com



Mike Nealy
Executive Director



Scott Leightman
Media Contact

Guaranteed Rate Bowl

Local tourism bureau:

Experience Scottsdale- 4250 N. Drinkwater Blvd, Ste. 300, Scottsdale, AZ 85251, 480-421-1004, www.experiencescottsdale.com, Alleson Dunaway, Destination Services Manager, 480-949-6281, adunaway@experiencescottsdale.com

Visit Phoenix- 125 N. 2nd St. Ste. 120, Phoenix AZ 85004, 877-CALLPHX or 602-254-650, www.visitphoenix.com

Prominent area tourist attractions:

Ziegler Fiesta Bowl Museum, Grand Canyon, Sonoran Desert, Thunderbird Conservation Park, Scottsdale Museum of Contemporary Art, Musical Instrument Museum, Frank Lloyd Wright's Taliesin West, Paolo Soleri's Cosanti, Phoenix Zoo, Desert Botanical Gardens, Heard Museum

DIRECTIONS

>From main arrival airport to stadium:

(Approximately 5 miles) Follow signs to Downtown/I-10 W/AZ-51/Phoenix. Merge onto I-10 West. Take Exit 148 for Jefferson St. toward Washington St. Turn left onto E. Washington St. Turn left onto S. 3rd St. Turn left onto E. Jefferson St. Turn right onto S. 4th St. and stadium is on left.

>From main arrival airport to media hotel:

(Approximately 9 miles) When exiting the airport, follow signs to 44th Street and go north for approximately five miles, the road curves to the right and briefly becomes McDonald Drive, turn right on Lincoln Drive, the entrance to Camelback Inn resort will be on your left at the next stoplight.

>From media hotel to stadium:

(Approximately 13 miles) Turn right out of the resort heading west on Lincoln Drive, continuing toward AZ-51 S. Merge onto AZ-51 S. and continue to I-10 East toward Tucson. Take Exit 148 for Washington St. toward Jefferson St. Keep right at the fork and follow signs for Downtown and merge onto E. Washington St. Continue straight until 7th St. Turn left on 7th St and then turn right at the third cross street onto Lincoln Ave. Turn right on 4th St. and stadium is on right.

Other Trivia:

-Bill Snyder has the most Guaranteed Rate Bowl wins with three. His first came in 1993 when Kansas State beat Wyoming, next was 2013 over Michigan and his most recent came in 2017 with a win over UCLA. Only two other coaches (Mike Gundy – Oklahoma State & Dick Tomey – Arizona) have two wins.

-In the first-ever game in 1989, home-state favorite Arizona was dominated statistically 310-to-130 in yardage, 23-8 in first downs, and 38:06-to-21:54 in possession time, but still managed to take a 17-10 win over North Carolina State. The teams combined for a bowl-record seven turnovers.

-The highest-scoring game in Guaranteed Rate Bowl history was also one of the wildest, as Cal's Tyler Frederickson hit a final-play 35-yard field goal for a 52-49 win over Virginia Tech in 2003. Both teams rallied from 14-point deficits during the game. Cal scored six consecutive touchdowns after falling behind 21-7, and the teams combined for 1,081 yards, and no turnovers.

- The Guaranteed Rate Bowl welcomes back the Big Ten, making it the only bowl game between the Big Ten and Big 12 Conferences. Big Ten and Big 12 have not played in a non-CFP bowl game since this game in 2013.

Major Media in the area:

Arizona Republic

KPHO-TV 5 (CBS)

KSAZ-TV 10 (FOX)

Arizona Sports Radio 98.7

KNXV-TV 15 (ABC)

KTVK-TV 3 (IND)

KPNX-TV 12 (NBC)

ESPN Radio 620 AM

KTAR-FM 92.3 Radio

FOX Sports 910 Radio

ESPN Deportes 710 AM

GAME HISTORY

Date	Result	Attendance	TV Rating
Copper Bowl			
12/31/89	Arizona 17, North Carolina State 10	37,237	TBS
12/31/90	California 17, Wyoming 15	36,340	TBS
12/31/91	Indiana 24, Baylor 0	35,751	TBS
12/29/92	Washington State 31, Utah 28	40,826	ESPN
12/29/93	Kansas State 52, Wyoming 17	49,075	ESPN
12/29/94	BYU 31, Oklahoma 6	45,122	ESPN
12/27/95	Texas Tech 55, Air Force 41	41,004	ESPN
12/27/96	Wisconsin 38, Utah 10	42,122	ESPN
Insight.com Bowl			
12/27/97	Arizona 20, New Mexico 14	49,385	ESPN
12/26/98	Missouri 43, West Virginia 31	36,147	ESPN
12/31/99	Colorado 62, Boston College 28	35,762	ESPN
12/28/00	Iowa State 37, Pittsburgh 29	41,813	ESPN
12/29/01	Syracuse 26, Kansas State 3	40,028	ESPN

Guaranteed Rate Bowl

Insight Bowl

12/26/02	Pittsburgh 38, Oregon State 13	40,533	ESPN
12/26/03	California 52, Virginia Tech 49	42,364	3.08 ESPN
12/28/04	Oregon State 38, Notre Dame 21	45,917	ESPN
12/27/05	Arizona State 45, Rutgers 40	43,536	ESPN
12/29/06	Texas Tech 44, Minnesota 41 (OT)	48,391	0.93 NFL
12/31/07	Oklahoma State 49, Indiana 33	48,892	NFL
12/31/08	Kansas 42, Minnesota 21	49,103	0.4 NFL
12/31/09	Iowa State 14, Minnesota 13	45,090	0.4 NFL
12/28/10	Iowa 27, Missouri 24	53,453	2.24 ESPN
12/30/11	Oklahoma 31, Iowa 14	54,247	3.0 ESPN

Buffalo Wild Wings Bowl

12/29/12	Michigan State 17, TCU 16	44,617	3.2 ESPN
12/28/13	Kansas State 31, Michigan 14	53,284	2.8 ESPN

Ticket City Cactus Bowl

1/2/15	Oklahoma State 30, Washington 22	35,409	2.4 ESPN
--------	----------------------------------	--------	----------

Motel 6 Cactus Bowl

1/2/16	West Virginia 43, Arizona State 42	39,321	1.2 ESPN
12/27/16	Baylor 31, Boise State 12	33,328	1.4 ESPN

Cactus Bowl

12/26/17	Kansas State 35, UCLA 17	32,859	2.0 ESPN
----------	--------------------------	--------	----------

Cheez-It Bowl

12/26/18	TCU 10, Cal 7 (OT)	33,121	1.6 ESPN
12/27/19	Air Force 31, Washington State 21	34,105	1.6 ESPN

Individual Awards:

Offensive Player of the Game

1989	Shane Montgomery, North Carolina State
1990	Mike Pawlawski, Cal
1991	Vaughn Dunbar, Indiana
1992	Drew Bledsoe, Washington State
1993	Andre Coleman, Kansas State
1994	Jamal Willis, BYU
1995	Zebby Lethridge, Texas Tech
1996	Ron Dayne, Wisconsin
1997	Trung Canidate, Arizona
1998	Marc Bulger, West Virginia
1999	Cortlen Johnson, Colorado
2000	Sage Rosenfels, Iowa State
2001	James Mungo, Syracuse
2002	Brandon Miree, Pittsburgh
2003	Aaron Rodgers, Cal
2004	Derek Anderson, Oregon State
2005	Rudy Carpenter, Arizona State
2006	Graham Harrell, Texas Tech
2007	Zac Robinson, Oklahoma State
2008	Dezmon Briscoe, Kansas
2009	Alexander Robinson, Iowa State
2010	Marcus Coker, Iowa
2011	Blake Bell, Oklahoma
2012	Le'Veon Bell, Michigan State
2013	Tyler Lockett, Kansas State
2015	Desmond Roland, Oklahoma State
2016 (Jan)	Skyler Howard, West Virginia
2016	K.D Cannon, Baylor
2017	Alex Delton, Kansas State
2018	Sewo Olonilua, TCU
2019	Kadin Remsburg, Air Force

Defensive Player of the Game

Scott Geyer, Arizona
Robert Midgett, Wyoming
Mark Hagen, Indiana
Kareem Leary, Utah
Kenny McEntyre, Kansas State
Broderick Simpson, Oklahoma
Mickey Dalton, Air Force
Tarek Saleh, Wisconsin
Jimmy Sprotte, Arizona
Jeff Marriott, Missouri
Jashon Sykes, Colorado
Reggie Hayward, Iowa State
Clifton Smith, Syracuse
Claude Harriott, Pittsburgh
Ryan Gutierrez, Cal
Trent Bray, Oregon State
Jamar Williams, Arizona State
Antonio Huffman, Texas Tech
Donovan Woods, Oklahoma State
James Holt, Kansas
Christopher Lyle, Iowa State
Micah Hyde, Iowa
Jamell Fleming, Oklahoma
William Gholston, Michigan State
Dante Barnett, Kansas State
Seth Jacobs, Oklahoma State
Shaq Petteway, West Virginia
Tyrone Hunt, Baylor
Denzel Goolsby, Kansas State
Jaylinn Hawkins, Cal
Grant Donaldson, Air Force

Memorable Games:

- 1991: Indiana pitched the only shutout in Guaranteed Rate Bowl history, blanking Baylor 24-0 thanks to two turnovers deep in scoring territory.
- 2006: Texas Tech overcame a 31-point deficit to rally for a 44-41 overtime victory over Minnesota, recording the biggest comeback in NCAA Division I-A bowl history. The Gophers led 38-7 midway through the third quarter before the Red Raiders scored 31 points in less than 20 minutes, capped by Alex Trlica's 52-yard field goal on the final play of regulation.
- 2009: Iowa State hadn't had a winning season since 2005, but posted its first win over border rival Minnesota since 1898 in barely holding onto a 14-3 halftime lead in winning 14-13.
- 2010: Iowa defensive back Micah Hyde marred a stellar performance by Missouri quarterback Blaine Gabbert, with his interception and 72-yard return providing the winning score in a 27-24 victory.
- 2016: West Virginia and Arizona State set a Guaranteed Rate Bowl record in their high-scoring shootout with eight lead changes throughout the game, as the Mountaineers topped the Sun Devils, 43-42.
- 2017: Down by 10 going into the second half, Kansas State scored 28 unanswered points to complete a wild comeback and defeat UCLA 35-17. The win helped legendary Kansas State coach Bill Snyder to his 210th career victory.
- 2018: In a match-up that featured two of the top 30 defenses in college football, TCU escaped the Guaranteed Rate Bowl with a 10-7 overtime victory over Cal. The teams combined for nine interceptions, the most in Guaranteed Rate Bowl history. The game ended as the No. 1 trending topic on Twitter that night.

Guaranteed Rate Bowl

Top Individual Performances:

- Byron Hanspard, RB, Texas Tech, 1995 -- Set bowl records for rushing yards and touchdowns with a 260-yard performance and four scores in leading Texas Tech to a 55-41 win over Air Force.
- Drew Bledsoe, QB, Washington State, 1992 -- In the fourth Guaranteed Rate Bowl, threw for a record 476 yards that still stands, hitting 30-of-46 passes including an 87-yard touchdown to Phillip Bobo. He had 196 passing yards in the first quarter alone as WSU beat Utah 31-28.
- Blaine Gabbert, QB, Missouri, 2010 -- Even in a losing effort, completed 41-of-57 passes for 434 yards, all three Missouri bowl records and the completions and attempts bowl-game records.
- Skyler Howard, QB, West Virginia, 2016 -- Became the first 500-yard passer in Guaranteed Rate Bowl history and broke the bowl's records for both passing yards and passing touchdowns, with 532 yards and five touchdowns.
- Jahad Woods, LB, Washington State, 2019 -- Recorded a Bowl and career-high 20 tackles, 10 of which were solo. Woods had five more than the previous Bowl record of 15.

Last Year's Game:

In the most attended Bowl since 2016, 34,105 fans witnessed some of the nation's most prolific offenses -- Air Force's triple option and Washington State's air raid -- meet for the first time ever. With a strong rushing attack, Air Force broke five Bowl records en route to a 31-21 win. The Falcons were able to slow down the Cougars' prolific offense, setting a Bowl record for time of possession with 43:24. With four rushing touchdowns, Air Force broke Bowl records for first downs rushing (27) and rushing attempts (69) in a single game with the latter previously held by College Football Hall of Famer and former Falcons head coach, Fisher DeBerry, in 1995.

Score by Quarters	1st	2nd	3rd	4th	Final
AF	0	17	7	7	31
WSU	0	14	0	7	21

Scoring:

Second Quarter: AF -- Donald Hammond III 1-yard run (Jake Koehnke kick); WSU -- Dezmon Patmon 2-yard pass from Anthony Gordon (Blake Mazza Kick); AF - Jake Koehnke 28-yard Field Goal; AF - Taven Birdow 3-yard Run (Jake Koehnke Kick); WSU - Max Borghi 5-yard pass from Anthony Gordon (Blake Mazza Kick)

Third Quarter: AF - Donald Hammond III 7-yard Run (Jake Koehnke Kick)

Fourth Quarter: WSU - Brandon Arconado 13-yard pass from Anthony Gordon (Blake Mazza Kick); AF - Kadin Remsberg 3-yard Run (Jake Koehnke Kick)

Team Statistics:	AF	WS
First Downs	28	15
Rushes-Net Yards	69-371	8-15
Net Passing Yards	30	1351
Passing (Comp-Att-Int)	4-12-1	28-42-0
Total Plays	81	50
Total Net Yards	401	366
Fumbles Lost	0	1
Penalties-Yards	2-20	3-45
Time of Possession	43:24	16:36

Individual Statistics

RUSHING

AF -- Kadin Remsberg 26-178 1 TD, Taven Birdow 20-108 1 TD, Donald Hammond III 15-62 2 TD, Christian Mallard 5-17, Nolan Eriksen 1-8

WSU -- Max Borghi 6-27, Anthony Gordon 2-(-)12

PASSING

AF -- Donald Hammond III 4-12-30, 1 INT

WSU -- Anthony Gordon 28-42-351, TD

RECEIVING

AF -- Benjamin Waters 2-12, Geraud Sanders 1-10, Ben Peterson 1-8

WSU -- Brandon Arconado 11-167 2 TD, Tay Martin 1-58, Easop Winston Jr. 5-43, Max Borghi 5-31 1 TD, Renard Bell 2-27, Dezmon Patmon 3-22 1 TD, Travell Harris 1-3

PUNTING

AF -- Charlie Scott 2-76, 39 long

WSU -- Oscar Draguicevich III 1-46, 46 long

Wasabi Fenway Bowl

Game Date: Dec. 29, 2021

Kickoff time (EST): 11:00 a.m.

TV & Radio Network: ESPN & ESPN Radio

Conference Tie-ins: American / ACC

Mailing address: 82 Brookline Avenue, Boston MA
(o) 617-226-6300

Website: www.mlb.com/redsox/fenway-bowl

Facebook: @TheFenwayBowl

Twitter: @FenwayBowl



Executive Director: Fred Olsen

(o) 617-226-6414

folsen@fenwaysports.com

Staff:

Brett Miller

Director

bmiller@fenwaysports.com

Kristina Hudak

Coordinator

khudak@fenwaysports.com

Media contacts:

Jackson Murphy

(c) 617-680-9295

jmurphy@solomonmccown.com

Sean Hathaway

(c) 857-208-5858

shathaway@solomonmccown.com



Fred Olsen
Executive Director

Ticket contact: Austin Greenstein

(617-226-6286)

agreenstein@fenwaysports.com

Team host contact: Brett Miller (703-371-2011)

Ticket prices: \$30, \$45, \$65, \$79, \$99, \$115, \$129, \$179, \$189

Tailgate/RV: Pregame Fan Fest in Brookline Lot,
located at 73 Brookline Avenue, Boston, MA

Stadium Information: Fenway Park

Capacity/Surface: (37,731)/Kentucky Blue Grass

Physical address: 4 Jersey St., Boston, MA, 02215

Media Credentials:

Jackson Murphy (Cell) (617) 680-9295 jmurphy@solomonmccown.com

Sean Hathaway (Cell) (857) 208-5858 shathaway@solomonmccown.com

Parking Information: <https://www.mlb.com/redsox/ballpark/transportation/parking>

Top Football Crowds in Stadium History:

38,686 – Boston College vs. Notre Dame, 11/21/15

34,675 – Harvard vs. Yale, 11/17/18

This Year's Bowl Activities (Tentative Schedule):

Date / Event	Place	Time
Saturday, December 25th		
AAC Team Arrives & Check-In	Sheraton Boston	TBD
ACC Team Arrives & Checks-In	Boston Marriott Copley	TBD
Player Hospitality Lounges	Respective Hotels	TBD
VIP Hospitality Lounges	Respective Hotels	TBD
Sunday, December 26th		
Fenway Bowl Welcome Reception (ACC)	Fenway Park	TBD
Fenway Bowl Welcome Reception (AAC)	Fenway Park	TBD
Player Hospitality Lounge	Respective Hotels	TBD
VIP Hospitality Lounge	Respective Hotels	TBD
Monday, December 27th		
Team Trolley Tour/Community Event	TBD	TBD
Player Hospitality Lounge	Respective Hotels	TBD
VIP Hospitality Lounge	Respective Hotels	TBD
Tuesday, December 28th		
Fenway Bowl Media Day Event	TBD	TBD
Fenway Bowl Operations Meeting	Fenway Park	TBD
Player Hospitality Lounge	Respective Hotels	TBD
VIP Hospitality Lounge	Respective Hotels	TBD

Wasabi Fenway Bowl

Wednesday, December 29, 2021

Gates Open	Fenway Park	9:30AM
Kickoff	Fenway Park	11:00 AM
Post-Game Trophy Presentation	Fenway Park (On-Field)	Post-Game
Post-Game Press Conference	Fenway Park	Post-Game

Designated Team Hotels:

AAC – Sheraton Boston

ACC – Boston Marriott Copley

Designated Media Hotel: TBD (likely Hotel Commonwealth)

Local tourism bureau: Greater Boston Convention and Visitors Bureau, 2 Copley Place, Suite 105, Boston, MA 02116, 617-536-4100, FAX 617-424-7664, David O'Donnell, mediarelations@bostonusa.com, 617-867-8214

Additional Trivia:

- The Wasabi Fenway Bowl will mark the first college football bowl game to be played at the historic home of the Boston Red Sox, and the first Division I bowl game to be held in New England.
- This new tradition will build on over a century of college football at Fenway Park.
- The ballpark hosted its first college football game in 1914 and the AFL's Boston Patriots between 1963 and 1968.
- In 2015, Fenway Park hosted a Shamrock Series matchup between Boston College and Notre Dame.
- In 2018, the ballpark hosted "The Game" between Harvard and Yale.

New Era Pinstripe Bowl

Game Date: Wed, Dec. 29
Kick-off time (EST): 2:15 p.m.
TV & Radio Network: ESPN / ESPN Radio
Conference Tie-ins: Big Ten, ACC
Mailing address: Yankee Stadium,
One East 161st Street, Bronx, NY 10451
(o) 646-977-8400



Website: www.pinstripewbowl.com
Facebook: facebook.com/PinstripeBowl
Twitter: @pinstripewbowl
Instagram: @pinstripewbowl

Executive Director: Mark Holtzman (o) 646-977-8905

E-mail: mholtzman@yankees.com

Director /Team Host Contact: Emily Hamel

(o) 646-977-8906 (c) 917-574-6006

E-mail: ehamel@yankees.com

Marketing Contact: Ilana Avergun

(o) 646-977-8361 / E-mail: iavergun@yankees.com

Media contact: Michael Margolis

(o) 718-579-4503 / (c) 347-920-8396

E-Mail: mmargolis@yankees.com

Ticket contact: Allison Stewart (o) 718-579-4527

E-mail: astewart@yankees.com



Mark Holtzman
Executive Director

Ticket prices: \$65 - \$150

Tailgate/RV: N/A

Stadium Information: Yankee Stadium

Capacity/Surface: 46,537 / Natural grass

Physical address: One East 161st St., Bronx, NY 10451

Stadium contact: N/A

Contact for ordering phone lines: tech@yankees.com

Press box phone: 718-579-4460 / Wi-Fi available

Media Credentials: Online at

www.sportssystem.com/pinstripewbowl

Information available at 718-579-4460

E-mail: credentials@yankees.com



Michael Margolis
Media Contact

Top Football Crowd in Stadium History:

54,251	2010	Notre Dame vs. Army
--------	------	---------------------

Top 5 Crowds in Bowl Game History:

1.	49,012	2014	Penn St. vs. Boston College
2.	47,122	2013	Notre Dame vs. Rutgers
3.	39,098	2012	Syracuse vs. West Virginia
4.	38,328	2011	Rutgers vs. Iowa State
5.	38,274	2010	Syracuse vs. Kansas State



George M. Steinbrenner III
Trophy

Designated team hotels:

ACC Conference

Sheraton New York Hotel and Towers

811 Seventh Avenue

New York, NY 10019

(212) 581-1000

Big Ten Conference

Hilton Hotel

1335 Avenue of the Americas

New York, NY 10019

(212) 586-7000

Designated media hotel:

The New Yorker Hotel

481 8th Avenue

New York, NY 10001

www.newyorkerhotel.com

(212) 971-0101

Local airports: John F. Kennedy International Airport (JFK); American, American Eagle, British Airways, Delta, JetBlue, United, Virgin America

LaGuardia Airport (LGA): Air Canada, AirTran, American, American Eagle, Delta, Frontier, JetBlue, Southwest, Spirit, United, WestJet

Newark Liberty International Airport (EWR): Air Canada, Alaska Airlines, American, American Eagle, Delta, JetBlue, Southwest, United, United Express, WestJet

Local tourism bureau: NYC & Company, Information Center at 810 Seventh Avenue at 53rd St., www.nycgo.com, 212- 484-1270

New Era Pinstripe Bowl

Prominent area tourist attractions:

One World Observatory, Statue of Liberty & Ellis Island, Grand Central Station, Rockefeller Center, Museum of Natural History, Central Park, Metropolitan Museum of Art

Other Trivia:

-This contest marks the 17th college football game held at the current Yankee Stadium.

-The original Yankee Stadium hosted many collegiate games from its opening in 1923, including the annual Notre Dame-Army game from 1925-46 and 1969. The 1928 game was the famed "Win One for the Gipper" matchup.

- The New York Football Giants called the original Yankee Stadium home from 1956-1973, and hosted the "Greatest Game Ever Played" between the Giants & Colts on Dec. 28, 1958.

Major Media in the area:

WCBS-TV 2 (CBS)	Associated Press	Bergen Record	YES Network
WNBC-TV 4 (NBC)	ESPN New York	NJ Advance Media	SNY
WNYW-TV 5 (FOX)	New York Times	Newark Star-Ledger	ImpreMedia
WABC-TV 7 (ABC)	N.Y. Daily News	Connecticut Post	El Diario
WPIX-TV 11 (CW)	New York Post	Hartford Courant	WEPN-FM 98.7 (ESPN)
WXTV-TV-41 (Univision)	Newsday	Wall Street Journal	WFAN-AM 660 /FM 101.9
WNJU-TV 47 (Telemundo)	Journal News		

New Era Pinstripe Bowl

GAME HISTORY

Date	Result	Attendance	TV Rating
12/30/10	Syracuse 36, Kansas State 34	38,274	2.26 ESPN (U.S. HH ratings)
12/30/11	Rutgers 27, Iowa State 13	38,328	2.14 ESPN (U.S. HH ratings)
12/29/12	Syracuse 38, West Virginia 14	39,098	3.9 ESPN (U.S. HH ratings)
12/28/13	Notre Dame 29, Rutgers 16	47,122	3.2 ESPN (U.S. HH ratings)
12/27/14	Penn State 31, Boston College 30 (OT)	49,012	2.4 ESPN
12/26/15	Duke 44, Indiana 41 (OT)	37,218	2.3 ABC
12/28/16	Northwestern 31, Pittsburgh 24	37,918	1.6 ESPN (U.S. HH ratings)
12/27/17	Iowa 27, Boston College 20	37,667	4.3 ESPN
12/27/18	Wisconsin 35, Miami 3	37,821	4.3 ESPN
12/27/19	Michigan State 27, Wake Forest 21	36,895	3.8 ESPN

Individual Awards:

David C. Koch Most Valuable Player Award

(Rushing: Att-Yds-TD; Receiving: Rec-Yds-TD; Passing: Comp-Att-Yds-TD-Int; Returns: No-Yds-TD)

- 2010 Delone Carter, RB, Syracuse (Rush: 27-198-2; Rec: None; Ret.: None)
- 2011 Jawan Jamison, RB, Rutgers (Rush: 27-131-2; Rec: 1-3-0; Ret: None)
- 2012 Prince-Tyson Gulley, RB, Syracuse (Rush: 26-213-2; Rec: 5-56-1; Ret.: None)
- 2013 Zack Martin, OT, Notre Dame
- 2014 Christian Hackenberg, QB, Penn State (Pass: 34-50-371-4-0; Rush: 8-0-0)
- 2015 Duke Co-MVPs: Thomas Sirk, QB (Pass: 17-37-163-1-2; Rush: 20-155-2) & Shaun Wilson, RB (Rush: 9-103-1; Rec: 2-15-0; Kick Ret: 4-164-1; Pass: 0-1-0-0-1)
- 2016 Justin Jackson, RB, Northwestern (Rush: 32-224-2; Rec: 2-9-0)
- 2017 Akrum Wadley, RB, Iowa (Rush: 22-88-1; Rec: 2-24-0; Kick Ret: 5-171-0)
- 2018 Jonathan Taylor, RB, Wisconsin (Rush: 27-205-1)
- 2019: Brian Lewerke, QB, Michigan State (Pass: 26-37-320-1-1; Rush: 11-46-1)

Historical Game Summaries:

- 2010: The inaugural Pinstripe Bowl featured a controversial finish, after Kansas State receiver Adrian Hilburn caught a 30-yard TD from quarterback Carson Coffman with 1:13 left to cut a Syracuse lead to 36-34. But before KSU could attempt a tying two-point conversion, Hilburn was flagged for excessive celebration after giving a military-style salute toward the back of the end zone and a 15-yard penalty was assessed on the conversion. The two-point pass fell incomplete and Syracuse ran out the clock on its ensuing possession.
- 2011: Jawan Jamison, Rutgers redshirt freshman, ran for 134 yards and a pair of TDs as the Scarlet Knights won their fifth straight bowl game, 27-13, over Iowa State in front of a predominantly pro-Rutgers crowd. It was Rutgers' second Yankee Stadium win of the season, having defeated Army, 27-12, one month earlier.
- 2012: Heavy snow made things tough for both teams, but Syracuse – which plays its home games indoors – handled the conditions better and rolled to a 38-14 victory over West Virginia in its final game as a Big East Conference member. NEPB MVP Prince-Tyson Gulley ran for 213 yards and three touchdowns for the Orange.
- 2013: Notre Dame broke a 13-13 halftime tie by outscoring Rutgers 16-3 in the second half in a 29-16 victory. Fighting Irish QB Tommy Rees went 27-of-47 for 319 yards and Kyle Brindza tied an NCAA bowl record with five field goals. The eight field goals by the teams was also an NCAA bowl record.
- 2014: A bowl-record sellout crowd saw the first overtime contest in NEPB history. After a B.C. touchdown and missed PAT on the opening possession of overtime, Penn State QB Christian Hackenberg tossed a 10-yard touchdown pass to WR Kyle Carter to tie the game, 30-30. Kicker Sam Ficken, who tied the game with a 45-yard field goal with 0:20 left in regulation, clinched the Nittany Lions' victory with a "walk-off" PAT.
- 2015: Duke defeated Indiana, 44-41, in OT. Co-MVPs Thomas Sirk and Shaun Wilson led the Blue Devils to their first bowl win since 1961 as Indiana kicker Griffin Oakes missed a game-tying, 38-yd. overtime FG att. Multiple NEPB records were established, including most pts. (Duke), total yds. (Indiana, 667), passing yds. (Nate Sudfeld, Indiana, 389), longest run (Wilson, 85 yds.) and longest kickoff return (Wilson, 98 yds.).
- 2016: Northwestern RB Justin Jackson earned MVP honors as the Wildcats defeated Pitt, 31-24, on a cold Yankee Stadium afternoon. Jackson ran for 3TD and gained 224 yards, falling three yards shy of tying the NEPB's all-time single-game rushing record. Despite losing QB Nathan Peterman and RB James Conner to injury, the Panthers led 24-21 early in the fourth quarter before Northwestern answered with a touchdown and field goal. Safety Kyle Queiro sealed the Wildcats' win with an interception on Pitt's final drive.
- 2017: Despite being outgained in total yards, 383-200, Iowa defeated Boston College, 27-20, in temps that hovered in the low 20s. The Hawkeyes forced three turnovers while not committing any themselves. N.J. native Akrum Wadley, who had an NEPB-record 283 all-purpose yards (22 car., 88 yds.; 2 rec., 24 yds.; and 171 kick ret. yds.) earned MVP honors for Iowa in his final college game. Eagles' RB AJ Dillon ran for a game-high 157 yards on 32 carries with 1 TD, while TE Tommy Sweeney caught a TD and led the game with both 7 rec. and 137 yards. Iowa CB Josh Jackson sealed the game with an INT with 1:18 left in the fourth quarter.
- 2018: Led by sophomore running back and Pinstripe Bowl MVP Jonathan Taylor (205 yards and 1 TD), Wisconsin routed Miami, 35-3, in both schools' first appearances in the NEPB. Carrying the Badgers to a wire-to-wire victory, the defense forced five turnovers that led to 21 points. UW controlled the clock, possessing the ball for nearly 40 minutes, while collecting 406 yards of total offense.
- 2019: Michigan State edged Wake Forest, 27-21, in the 10th annual Pinstripe Bowl. Down 7-3 in the first quarter, Spartans senior DT Mike Panasiuk returned a 14-yard INT for a touchdown to put them up 10-7. Despite a 21-20 Wake lead at the half, Michigan St. captain and NEPB MVP QB Brian Lewerke (passing: 26-for-37, 320 yards, 1 TD; rushing: 46 yards, 1 TD) put the Spartans on top for good with a 10-yard touchdown pass to WR Cody White.

New Era Pinstripe Bowl

Top Individual Performances:

Delone Carter, RB, Syracuse, 2010 – Turned in his career-best performance in his final college game, rushing for 198 yds. and 2TD, leading Syracuse to a 36-34 win over KSU in the inaugural NEPB.

Khaseem Greene, LB, Rutgers, 2011 – Recorded 14 tackles (seven solo, one sack), including three for negative yardage in helping Rutgers to a 27-13 win over Iowa State.

Prince-Tyson Gulley, RB, Syracuse, 2012 – Scored 3TDs (2 rushing, 1 receiving), rushing for a career-high 213 yards on 26 carries and catching five passes for 56 yards in leading the Orange to a 38-14 victory.

Tommy Rees, QB, Notre Dame, 2013 – Went 27-for-47 for 319 yards in leading the Fighting Irish to victory.

Helped break a 13-13 halftime tie by going 12-for-18 for 147 yards in the second half.

Thomas Sirk, QB, Duke, 2015 – Went 17-for-37 for 163 yards and 1 touchdown passing and rushed for 155 yards (20 attempts) and 2 touchdowns to help Duke to its first bowl victory since 1961.

Nate Sudfeld, QB, Indiana, 2015 – Went 28-for-51 for 389 yards (3TD, 2INT) in a losing effort, setting still-standing NEPB marks for attempts and yardage.

Devine Redding, RB, Indiana, 2015 – Rushed for an NEPB record 227 yards on 35 attempts and 1TD.

Justin Jackson, RB, Northwestern, 2016 – Rushed 32 times for a career-high 224 yards and 3 TDs in leading the Wildcats to a 31-24 win over Pittsburgh.

Akrum Wadley, RB, Iowa, 2017 – Had an NEPB-record 283 all-purpose yards (88 rush, 24 rec.; 171 kickoff ret.) with 1 rushing TD in his final college game.

Jonathan Taylor, RB, Wisconsin, 2018 – Doak Walker Award winner and NCAA leading rusher Jonathan Taylor ran for 205 yards on 27 carries with 1TD in the Badgers' 35-3 defeat of Miami.

Brian Lewerke, QB, Michigan State, 2019 – Threw for 320 yards on 26-of-37 passing with 1TD and 1INT, while adding 46 rushing yards and 1TD, in his final game as a Spartan.

Last Game (2019):

Michigan State edged Wake Forest, 27-21, in the 10th annual Pinstripe Bowl. Down 7-3 in the first quarter, Spartans senior DT Mike Panasiuk returned a 14-yard interception for a touchdown to put them up 10-7. Despite a 21-20 Wake Forest lead at the half, Michigan State captain and Pinstripe Bowl MVP QB Brian Lewerke (passing: 26-for-37, 320 yards, 1 TD; rushing: 46 yards, 1 TD) put the Spartans on top for good with a 10-yard touchdown pass to WR Cody White. In the second half, the Demon Deacons were limited to 101 yards and held scoreless. Wake Forest QB Jamie Newman tossed 3TD in defeat.

Score by Quarters	1st	2nd	3rd	4th	Final
Michigan State	10	10	7	0	27
Wake Forest	7	14	0	0	21

Scoring:

First Quarter: WF - Kendall Hinton 29-yard pass from Jamie Newman (Nick Sciba kick) 12:44; MSU - Matt Coghlin 23-yard field goal 2:44; MSU - Mike Panasiuk 14-yard interception return (Matt Coghlin kick) 2:01.

Second Quarter: WF - Donavon Greene 16-yard pass from Jamie Newman (Nick Sciba kick) 9:14; MSU - Brian Lewerke 8-yard run (Matt Coghlin kick) 8:13; WF - Jack Freudenthal 44-yard pass from Jamie Newman (Nick Sciba kick) 6:19; MSU - Matt Coghlin 44-yard field goal 0:49.

Third Quarter: MSU - Cody White 10-yard pass from Brian Lewerke (Matt Coghlin kick) 10:11.

Fourth Quarter: None.

Team Statistics:

	Miami	Wisconsin
First Downs	26	17
Rushes- Net Yards-TD	41-177-1	41-176-0
Net Yards Passing	320	175
Passing (Comp-Att-TD-Int)	26-38-1-1	12-29-3-1
Total Net Yards	497	351
Fumbles (No.-Lost)	1-1	2-0
Penalties-Yards	7-55	7-65
Time of Possession	35:10	24:50

Individual Statistics

RUSHING

MSU - Collins 21-96, Lewerke 11-46 1TD, Williams 6-28, Nailor 1-10, TEAM 2-(-3).

WF - Newman 17-87, Carney 15-64, Walker 8-24, Hinton 0-2, TEAM 1-(-1).

PASSING

MSU - Lewerke 26-37-1, 320 yds, 1TD, White 0-1-0, 0 yds.

WF - Newman 12-27-1, 175 yds 3TD, Hartman 0-2-0, 0 yds.

RECEIVING

MSU - White 8-97 1TD, Gillison 4-88, Nailor 5-60, Mosley 4-50, Williams 1-14, Gissinger 1-5, Stewart 2-3, Collins 1-3.

WF - Hinton 3-48 1TD, Freudenthal 1-44 1TD, Greene 3-29 1TD, Perry 1-28, Claude 1-9, Roberson 1-9, Chapman 1-6, Walker 1-2.

PUNTING

MSU - Hartbarger 4-45.0, 54 long.

WF - Maggio 6-46.8, 53 long.

KICKING

MSU - Coghlin FG 2-3 (made 23, 44, missed 28), PAT 3-3.

WF - Sciba FG 0-0, PAT 3-3.

Cheez-It Bowl

Game Date: Dec. 29, 2021
Kickoff time (EST): 5:45 p.m.
TV & Radio Network: ESPN / ESPN Radio
Conference Tie-ins: ACC vs. Big 12

Mailing address: One Citrus Bowl Place, Orlando, FL 32805, (o) 407-423-2476 (fax) 407-425-8451

Website: www.CheezItBowl.com
Facebook: facebook.com/CheezItBowl
Twitter: @CheezItBowl

Chief Executive Officer: Steve Hogan
407-423-2476; shogan@fcsports.com

Media contact: Sam Gardner
407-423-2476; sgardner@fcsports.com

Ticket contact: Michelle Sheldon
407-423-2476, msheldon@fcsports.com

Team host contact: Susan Fortini
407-423-, sfortini@fcsports.com

Team hosts: TBA

Ticket prices: \$50 - \$255

Tailgate/RV: Online at CheezItBowl.com/parking

Stadium Information: Camping World Stadium
Capacity/Surface: 65,000/ AstroTurf Game Day Grass 3D

Physical address: 1610 W Church Street, Orlando, Fla. 32805

Stadium contact: Matt Larsen, 407-440-5706

Contact for ordering phone lines: Sam Gardner
407-423-2476; sgardner@fcsports.com
Press box phone: 407-244-5766 / Wi-fi & Ethernet available

Media Credentials and Parking: Online at www.FloridaCitrusSports.com/media

Top Football Crowd in Stadium History:

73,358 2003 Florida A&M vs. Bethune Cookman
(WDW Florida Classic)

Top 5 Crowds in Bowl Game History:

1. 74,021* 1990 Florida State vs. Penn State
2. 68,305 2011 Florida State vs. Notre Dame
3. 56,747 2009 Wisconsin vs. Miami
4. 52,692 2008 Florida State vs. Wisconsin
5. 51,098 2013 Louisville vs. Miami

* at Joe Robbie Stadium, Miami Gardens, others played at Camping World Stadium

This Year's Bowl Activities (Tentative Schedule):

Date / Event	Place	Time
Wednesday, December 29, 2021		
Cheez-It Bowl	Camping World Stadium	5:45 p.m.

Designated team hotels:

BIG 12	ACC
Hilton Orlando	Rosen Shingle Creek
6001 Destination Pkwy	9939 Universal Boulevard
Orlando, FL 32819	Orlando, FL 32819
407-313-4300	407-996-9939

Designated media hotel:

Rosen Plaza
9840 International Drive
Orlando, FL 32819
407-996-9840

Local airport: Orlando International Airport (MCO); AeroMexico, Air Canada, AirTran, Alaska Airlines, American, British Airways, Continental, Delta, Frontier, JetBlue, Southwest, Spirit, United, US Airways, Virgin America Regional: Orlando-Sanford International Airport (SFB); Allegiant

Local tourism bureau: Orlando Convention and Visitors Bureau,
www.visitorlando.com



Steve Hogan
Chief Executive



Sam Gardner
Media Contact

Cheez-It Bowl

Prominent area tourist attractions:

Walt Disney World, Universal Orlando, Sea World, Discovery Cove, Kennedy Space Center

DIRECTIONS

>From main arrival airport to stadium:

Take North airport exit to SR436 / Semoran Blvd. and proceed north to SR 408 westbound, exit SR 408 at Orange Blossom Trail and proceed north (right) on Orange Blossom Trail, turn left on Colyer, South or Church Streets to reach Camping World Stadium.

>From main arrival airport to media hotel:

Take FL 528 West to Exit 1 / International Drive, keep right at the fork and merge onto International Drive, make a U-turn at Pointe Plaza Avenue and the Rosen Plaza Hotel will be on the right.

>From media hotel to stadium:

Head north on International Drive and turn left onto Sand Lake Road, merge onto I-4 via the ramp to Orlando, take Exit 80B, merge onto Orange Blossom Trail, turn left on Colyer, South or Church Streets to reach Camping World Stadium.

Other Trivia:

- The Cheez-It Bowl was originally played in Miami and sprang from a desire for a second bowl in the Miami area, and to showcase the newly-built Joe Robbie Stadium. Miami Dolphins owner Wayne Huizenga also owned Blockbuster Video, which was the game's sponsor in the first three years.

-The inaugural game in 1990 matched two of college football's iconic coaches when Bobby Bowden's Florida State squad faced the Penn State squad of coach Joe Paterno. A bowl-record crowd of 74,021 watched Florida State take a 24-17 win.

-After the 2000 game, Florida Citrus Sports took over the bowl and moved it to Orlando, with Pittsburgh topping North Carolina State 34-19 in the first game played there. Florida Citrus Sports also operates the Citrus Bowl.

Major Media in the area:

Orlando Sentinel

WFTV-TV 9 (ABC)

WHOO-AM 1080 Radio

WESH-TV 2 (NBC)

WOFL-TV 35 (Fox)

WYGM 96.9 The Game

WKMG-TV 6 (CBS)

Cheez-It Bowl

GAME HISTORY

Date	Result	Attendance	TV Rating
Blockbuster Bowl			
12/28/90	Florida State 24, Penn State 17	74,021	
12/28/91	Alabama 30, Colorado 25	46,123	
1/1/93	Stanford 24, Penn State 3	45,554	
Carquest Bowl			
1/1/94	Boston College 21, Virginia 13	38,516	
1/2/95	South Carolina 24, West Virginia 13	50,853	
12/30/95	North Carolina 20, Arkansas 10	34,428	
12/28/96	Miami 31, Virginia 21	46,418	
12/29/97	Georgia Tech 35, West Virginia 30	28,262	
MicronPC Bowl			
12/29/98	Miami 46, North Carolina State 23	44,387	
12/30/99	Illinois 63, Virginia 21	31,089	
MicronPC.com Bowl			
12/28/00	North Carolina State 38, Minnesota 30	28,359	TBS
Visit Florida Tangerine Bowl			
12/20/01	Pittsburgh 34, North Carolina State 19	28,562	2.1 ESPN
Mazda Tangerine Bowl			
12/23/02	Texas Tech 55, Clemson 15	21,689	1.7 ESPN
12/22/03	North Carolina State 56, Kansas 26	26,482	2.1 ESPN
Champs Sports Bowl			
12/21/04	Georgia Tech 51, Syracuse 14	28,237	1.9 ESPN
12/27/05	Clemson 19, Colorado 10	31,470	2.2 ESPN
12/29/06	Maryland 24, Purdue 7	40,168	3.0 ESPN
12/28/07	Boston College 24, Michigan State 21	46,554	3.7 ESPN
12/27/08	Florida State 42, Wisconsin 13	52,692	4.5 ESPN
12/29/09	Wisconsin 20, Miami 14	56,747	3.9 ESPN
12/28/10	North Carolina State 23, West Virginia 7	48,962	ESPN
12/29/11	Florida State 18, Notre Dame 14	68,305	3.3 ESPN
Russell Athletic Bowl			
12/28/12	Virginia Tech 13, Rutgers 10	28,237	2.5 ESPN
12/28/13	Louisville 36, Miami 9	31,470	3.5 ESPN
12/29/14	Clemson 40, Oklahoma 6	40,071	3.0 ESPN
12/29/15	Baylor 49, North Carolina 38	40,418	2.6 ESPN
12/28/16	Miami 31, West Virginia 14	48,625	2.5 ESPN
Camping World Bowl			
12/28/17	Oklahoma State 30, Virginia Tech 21	39,610	2.6 ESPN
12/28/18	Syracuse 34, West Virginia 18	41,125	2.8 ESPN
12/28/19	Notre Dame 33, Iowa State 9	46,948	2.7 ABC
12/29/20	Oklahoma State 37, Miami (FL) 34		

Individual Awards:

Most Valuable Player

1990 Amp Lee, Florida State	1991 David Palmer, Alabama
1993 Darrien Gordon, Stanford	1994 Glenn Foley, Boston College
1995 Steve Taneyhill, South Carolina	1995 Leon Johnson, North Carolina
1996 Remain Mack, Miami	1997 Joe Hamilton, Georgia Tech
1998 Scott Covington, Miami	1999 Kurt Kittner, Illinois
2000 Philip Rivers, North Carolina State	2001 Antonio Bryant, Pittsburgh
2002 Kliff Kingsbury, Texas Tech	2003 Philip Rivers, North Carolina State
2004 Reggie Ball, Georgia Tech	2005 James Davis, Clemson
2006 Sam Hollenbach, Maryland	2007 Jamie Silva, Boston College
2008 Graham Gano, Florida State	2009 John Clay, Wisconsin
2010 Russell Wilson, North Carolina State	2011 Rashad Greene, Florida State
2012 Antone Exum, Virginia Tech	2013 Teddy Bridgewater, Louisville
2014 Cole Stoudt, Clemson	2015 Johnny Jefferson, Baylor
2016 Brad Kaaya, Miami	2017 Mason Rudolph, Oklahoma State
2018 Eric Dungey, Syracuse	2019 Chase Claypool, Notre Dame
2020 Spencer Sanders, Oklahoma State	

Memorable Games:

- 2015: Baylor rewrote the Russell Athletic Bowl record books with an offensive masterpiece in their 49-38 victory over North Carolina. The Bears dashed for an FBS bowl record 645 rushing yards including a 299-yard, three touchdown performance from sophomore running back Johnny Jefferson. Jefferson set the record for most yards (299), touchdowns (three) and longest rush (80) in the bowl's history. The game set Cheez-It Bowl records for most offense (1,243 yards) and points scored
- 2011: Notre Dame led 14-0 in the third quarter, but Florida State's Seminoles rallied, scoring 15 of their 18 points in the fourth quarter to come out on top 18-14. EJ Manuel threw two touchdown passes in a minute and a half span and the Irish were never able to recover.
- 2009: John Clay pounded out 121 yards and scored twice on the ground as Wisconsin's Badgers took the Charles H. Rohe Trophy by a 20-14 score. Miami came out fast with a 16-yard score on the first play from scrimmage after an 84-yard kickoff return by Sam Shields, but after that the Wisconsin defense held Miami to one score in their final 12 drives.
- 2007: Boston College entered the game riding a seven-game winning streak in bowls, tied for the longest active streak. The Eagles didn't disappoint, as Matt Ryan threw for 249 yards and three touchdowns while the defense forced five Michigan State turnovers in the 24-21 win. The Spartans used a fourth-quarter touchdown pass with six minutes left to cut the lead to three and had two other chances to score, but couldn't manage a first down on either one.

Cheez-It Bowl

Top Individual Performances:

- Tellis Redmond, RB, Minnesota, 2000 -- Even in a losing effort, rushed a workhorse 42 times for 246 yards to set bowl records in the 38-30 loss to North Carolina State. He had two first-quarter touchdowns in leading the Gophers to an early lead.
- Philip Rivers, QB, North Carolina State, 2003 -- Had the most prolific passing game in bowl history, setting records for completions (37), passing yards (475), touchdown passes (five), completion percentage (82.2% 37-of-45) and total offense in leading the Wolfpack to a 56-26 win over Kansas. Rivers is the bowl's only two-time MVP, having also won the award as a freshman in 2000.
- Jerricho Cotchery, WR, North Carolina State, 2003 -- As part of Rivers' passing performance, set bowl records for receptions with 13 and receiving yards with 171 in N.C. State's win over Kansas.
- Johnny Jefferson, RB, Baylor, 2015 -- Set bowl records for rushing yards (299), rushing touchdowns (three) and longest rush (80) to pace the Baylor offense in their record-breaking 49-38 victory over North Carolina..

Last Year's Game:

Sophomore quarterback Spencer Sanders tied a career-high with four passing touchdowns as the No. 21 Oklahoma State Cowboys defeated the No. 18 Miami Hurricanes 37-34 in the 2020 Cheez-It Bowl on Tuesday night at Camping World Stadium.

Three of Sanders' touchdowns went to freshman wide receiver Brennan Sanders. That duo hooked up twice in the first quarter to help Oklahoma State build a 21-0 lead.

Miami began a comeback effort early in the second quarter with a 10-yard strike from senior quarterback D'Eriq King to junior tight end Brevin Jordan. However, King was forced out of action when he suffered a right knee injury at the end of a 5-yard rush with about five minutes remaining in the first half.

The Hurricanes' backup quarterback, junior N'Kosi Perry, went 19-for-34 for 228 passing yards and two touchdowns in place of King. He led three touchdown drives in the second half to keep drawing Miami back to within one score. But the Hurricanes came up empty on their final two drives in the waning minutes.

Each team concluded its 2020 season with an 8-3 record.

Score by Quarters	1st	2nd	3rd	4th	Final
Oklahoma State	21	0	3	13	37
Miami Hurricanes	0	10	9	15	34

Scoring:

First Quarter: OSU – Brennan Presley 30 Yd pass from Spencer Sanders (Brady Pohl Kick); LD Brown 2 Yd Run (Brady Pohl Kick); Brennan Presley 32 Yd pass from Spencer Sanders (Brady Pohl Kick).

Second Quarter: UM – Brevin Jordan 10 Yd pass from D'Eriq King (Jose Borregales Kick); Jose Borregales 22 Yd Field Goal

Third Quarter: UM Jose Borregales 40 Yd Field Goal); Cam'Ron Harris 42 Yd Run (Two-Point Pass Conversion Failed); OSU – Brady Pohl 26 Yd Field Goal.

Fourth Quarter: OSU - Dillon Stoner 5 Yd pass from Spencer Sanders (Brady Pohl Kick); UM - Brevin Jordan 1 Yd pass from N'Kosi Perry (Jose Borregales Kick); OSU - Brennan Presley 16 Yd pass from Spencer Sanders (Brady Pohl PAT failed); UM - Mike Harley 5 Yd pass from N'Kosi Perry (Marshall Few Run for Two-Point Conversion).

Team Statistics:	OSU	UM
First Downs	29	27
Rushes- Net Yards	43- 113	30-156
Net Yards Passing	305	356
Cmp-Att-TD-INT	27-40-4-0	30-48-3-0
Total Net Yards	418	512
Fumbles-Lost	1-0	2-2
Penalties-Yards	9-81	8-76
Time of Possession	33:49	26:11

Individual Statistics

RUSHING

OSU – S. Sanders 13-45; LD. Brown 12-42 1 TD; D. Jackson 7-21; D. Richardson 7-14; B. Presley 1-6.

UM – C. Harris 6-52 1 TD; D. Chaney 6-50; D. King 8-18; M. Harley 2-13; M. Pope, 1-12; N. Perry, 6-10; B. Jordan, 1-1.

PASSING

OSU – S. Sanders 27-40-0, 305 yds, 4 TDs

UM – N. Perry, 19-34-0, 228 yds, 2 TDs; D. King, 10-13, 113 yds, 2 TDs; B. Jordan 1-1, 15 yds.

RECEIVING

OSU – B. Presley 6-118, 3 TDs; T. Martin 6-73; T. Wallace 6-45; D. Stoner 5-43, 1 TD; L. Wolf 3-28; LD. Brown 1-(-2).

UM – B. Jordan 8-96 2 TDs; M. Harley 8-69 1 TD; W. Mallory 4-67; D. Chaney 3-44; C. Harris 2-38; M. Pope 2-14; D. King 1-15; D. Wiggins 1-7; M. Redding 1-6.

PUNTING

OSU – T. Hutton 5-208 yds, 55 long.

Valero Alamo Bowl

Game Date: Dec. 29, 2021
Kickoff time (CST): 8:15 p.m.
TV & Radio Network: ESPN
Conference Tie-ins: Pac-12, Big 12
Mailing address: 100 Montana Street,
San Antonio, TX 78203
(o) 210-226-2695 (fax) 210-704-6399
Website: www.alamobowl.com
Facebook: [valeroalamobowl](https://www.facebook.com/valeroalamobowl)
Twitter: [valeroalamobowl](https://twitter.com/valeroalamobowl)
Instagram: [valeroalamobowl](https://www.instagram.com/valeroalamobowl)
Snapchat: [valeroalamobowl](https://www.snapchat.com/add/valeroalamobowl)
TikTok: [valeroalamobowl](https://www.tiktok.com/@valeroalamobowl)



President/CEO: Derrick S. Fox
(o) 210-226-2695 (c) 210-213-3687
E-mail: derrickf@alamobowl.com

Media contact: Rick Hill, Vice President of Marketing
and Communications
(o) 210-704-6388 (c) 210-394-9386
E-mail: rickh@alamobowl.com

Ticket contact: Bryan Moynihan, Vice President of
Ticket Sales and Service
(o) 210-704-6393 (c) 210-394-0660
E-mail: bryanm@alamobowl.com

Team host contact: Julie Baker, Vice President of
Operations
(o) 210-704-6395 (c) 210-394-9821
E-mail: bakerj@alamobowl.com

Ticket prices: \$50-\$275
Tailgate/RV: Call 210-704-6666

Stadium Information: Alamodome
Capacity/Surface: 65,000 / Soft Top removable turf
system
Physical address: 100 Montana Street, San Antonio, TX
78203

Stadium contact: Steve Zito, General Manager,
stephen.zito@sanantonio.gov, 210-207-3600
Contact for ordering phone lines: Jason Bippert,
210-207-3629, jason.bippert@alamodome.com
Press box phone: 210-704-6200 / Wi-fi available

Media Credentials and Parking: Online at
<http://www.sportssystem.com/clients/alamobowl>

Top Football Crowd in Stadium History :
66,166 2007 Texas A&M vs. Penn State

Top 5 Crowds in Bowl Game History:

- | | | | |
|----|--------|------|-------------------------------|
| 1. | 66,166 | 2007 | Texas A&M vs. Penn State |
| 2. | 65,918 | 2013 | Texas vs. Oregon |
| 3. | 65,875 | 2006 | Texas vs. Iowa |
| 4. | 65,380 | 1999 | Texas A&M vs. Penn State |
| 5. | 65,265 | 2004 | Oklahoma State vs. Ohio State |

This Year's Bowl Activities (Tentative Schedule):

Date / Event	Place	Time
Wednesday, December 29, 2021		
Valero Alamo Bowl	Alamodome	8:15 p.m.

Designated team hotels:

Pac-12 – San Antonio Marriott Riverwalk
101 Bowie Street
San Antonio, TX 78205
Alma Castillo, contact
210-554-6234
jeannie.cortez@marriott.com

Big 12 – Hyatt Regency Riverwalk
123 Losoya
San Antonio, TX 78205
Whitney Kelman, contact
210-510-4423
whitney.kelman@hyatt.com

Designated media hotel:

Marriott Rivercenter 210-704-6389
101 Bowie Street
San Antonio, TX 78205



Derrick S. Fox
President/CEO



Rick Hill
Media Contact



**Championship
Trophy**

Valero Alamo Bowl

Local airport: San Antonio International Airport (SAT): Aeromar, AeroMexico, AirTran, Air Canada, Alaska Airlines, American, Breeze, Delta, Frontier, Interjet, Skywest, Southwest, United, US Airways

Austin-Bergstrom International Airport (AUS): AirTran, Alaska Airlines, American, Delta, Frontier, JetBlue, Southwest, United, US Airways

Local tourism bureau: Visit San Antonio, 203 S. Saint Mary's Street, Suite 200, San Antonio, TX 78205, 210-207-3390 Contact: Richard Oliver, contact, RichardOliver@visitsanantonio.com

Prominent area tourist attractions:

Riverwalk, The Alamo, Tower of the Americas, San Antonio Zoo, SeaWorld, Six Flags Fiesta Texas

DIRECTIONS

>From main arrival airport to stadium:

(approx. 11 minutes) Take Hwy 281 South, which will turn into I-37S, heading toward Corpus Christi, exit at Cesar Chavez, take left on turnaround under bridge and head north on the access road, turn right into Lot A and the southside entrance of the Alamodome is just past the marquee.

>From main arrival airport to media hotel:

(approx. 11 minutes) Take Hwy 281 South, which will turn into I-37S, heading toward Corpus Christi, exit at Commerce Street/The Alamo exit and turn right on Commerce, go west on Commerce one block to Bowie Street and the Marriott Riverwalk will be on the southwest corner. To get to hotel parking garage, continue west on Commerce and turn left at Alamo, turn left onto Market.

>From media hotel to stadium:

The Alamodome is two blocks southeast of the media hotel.

Other Trivia:

-Ten of the last 15 Valero Alamo Bowl games have been decided in the final five minutes of the game.

-The Valero Alamo Bowl has seven of the Top 20 most-watched non-CFP bowl games in ESPN history in terms of household impressions.

Major Media in the area:

San Antonio Express-News
Austin American-Statesman
WOAI-AM 1200 and The Ticket 760 AM
KTSA-AM 550 Radio
KLUP-AM 930 Radio
KGNB-AM 1420 Radio

KABB-TV 29 (Fox)
KENS-TV 5 (CBS)
KSAT-TV 12 (ABC)
WOAI-TV 4 (NBC)
KVDA-TV 60 (Spanish)
KWEX-TV 41 (Spanish)

Valero Alamo Bowl

GAME HISTORY

Date	Result	Attendance	TV Viewers
Builders Square Alamo Bowl			
12/31/93	California 37, Iowa 3	45,716	2,525,015
12/31/94	Washington State 10, Baylor 3	44,106	2,336,306
12/28/95	Texas A&M 22, Michigan 20	64,597	6,170,190
12/29/96	Iowa 27, Texas Tech 0	55,677	3,737,607
12/30/97	Purdue 33, Oklahoma State 20	55,552	3,964,709
12/29/98	Purdue 37, Kansas State 34	60,780	5,446,139

Sylvania Alamo Bowl

12/28/99	Penn State 24, Texas A&M 0	65,380	5,738,555
12/30/00	Nebraska 66, Northwestern 17	60,028	4,771,554
12/29/01	Iowa 19, Texas Tech 16	65,232	4,481,728

MasterCard Alamo Bowl

12/28/02	Wisconsin 31, Colorado 28 (OT)	50,690	5,758,026
12/29/03	Nebraska 17, Michigan State 3	56,229	4,922,930
12/29/04	Ohio State 33, Oklahoma State 7	65,265	5,221,541
12/28/05	Nebraska 32, Michigan 28	62,016	6,884,950

Alamo Bowl

12/30/06	Texas 26, Iowa 24	65,875	7,791,097
----------	-------------------	--------	-----------

Valero Alamo Bowl

12/29/07	Penn State 24, Texas A&M 17	66,166	3,813,701
12/29/08	Missouri 30, Northwestern 23 (OT)	55,986	6,076,177
1/2/10	Texas Tech 41, Michigan State 31	64,757	7,829,470
12/29/10	Oklahoma State 36, Arizona 10	57,595	4,643,357
12/29/11	Baylor 67, Washington 56	65,256	6,923,194
12/29/12	Texas 31, Oregon State 27	65,277	6,756,916
12/30/13	Oregon 30, Texas 7	65,918	7,547,399
1/2/15	UCLA 40, Kansas State 35	60,517	5,603,125
1/2/16	TCU 47, Oregon 41 3/OT	64,569	7,414,406
12/29/16	Oklahoma State 38, Colorado 8	59,815	4,949,565
12/28/17	TCU 39, Stanford 37	57,653	4,652,720
12/28/18	Washington State 28, Iowa State 26	60,675	6,098,797
12/31/19	Texas 38, Utah 8	60,147	6,241,244
12/29/20	Texas 55, Colorado 23	10,822	3,013,147

Individual Awards:

	Offensive Player of the Game	Defensive Player of the Game
1993	Dave Barr, QB, California	Jerrott Willard, LB, California
1994	Chad Davis, QB, Washington State	Ron Childs, LB, Washington State
1995	Kyle Bryant, K, Texas A&M	Keith Mitchell, LB, Texas A&M
1996	Sedrick Shaw, RB, Iowa	Jared DeVries, DL, Iowa
1997	Billy Dicken, QB, Purdue	Adrian Beasley, DB, Purdue
1998	Drew Brees, QB, Purdue	Rosevelt Colvin, DE, Purdue
1999	Rashard Casey, QB, Penn State	LaVar Arrington, LB, Penn State
2000	Dan Alexander, RB, Nebraska	Kyle Vanden Bosch, DE, Nebraska
2001	Aaron Greiving, RB, Iowa	Derrick Pickens, DL, Iowa
2002	Brooks Bollinger, QB, Wisconsin	Jeff Mack, LB, Wisconsin
2003	Jammal Lord, QB, Nebraska	Trevor Johnson, DE, Nebraska
2004	Ted Ginn, Jr, WR, Ohio State	Simon Fraser, DE, Ohio State
2005	Cory Ross, RB, Nebraska	Leon Hall, CB, Michigan
2006	Colt McCoy, QB, Texas	Aaron Ross, DB, Texas
2007	Rodney Kinlaw, RB, Penn State	Sean Lee, LB, Penn State
2008	Jeremy Maclin, WR, Missouri	Sean Weatherspoon, LB, Missouri
2010	Taylor Potts, QB, Texas Tech	Jamar Wall, DB, Texas Tech
2010	Justin Blackmon, WR, Oklahoma State	Markelle Martin, DB, Oklahoma State
2011	Terrance Ganaway, RB, Baylor	Elliott Coffey, LB, Baylor
2012	Marquise Goodwin, WR, Texas	Alex Okafor, DE, Texas
2013	Marcus Mariota, QB, Oregon	Avery Patterson, DB, Oregon
2015	Paul Perkins, RB, UCLA	Eric Kendricks, LB, UCLA
2016	Bram Kohlhausen, QB, TCU	Travin Howard, LB, TCU
2016	James Washington, Oklahoma State	Vincent Taylor, Oklahoma State
2017	Kenny Hill, TCU	Travin Howard, TCU
2018	Gardner Minshew II/Washington State	Peyton Pelluer, Washington State
2019	Sam Ehlinger, QB, Texas	Joseph Ossai, LB, Texas
2020	Bijon Robinson, Texas	DeMarvian Overshown, Texas

Memorable Games:

- 1998: Heavy underdog Purdue drove 80 yards for a touchdown in the final minute and Drew Brees' third touchdown pass of the game gave the Boilermakers a surprising 37-34 win over a Kansas State squad that was ranked No. 3 in the BCS standings.
- 2005: Nebraska survived in a 32-28 win over Michigan in a game most remembered for the final play. Michigan had a seven-lateral scramble on the final play, with Tyler Ecker reaching the Nebraska 16, dodging players and coaches who had come onto the field thinking the game was over, before being run out of bounds. No flags were thrown on the play despite the dozens from both benches coming on the field.
- 2011: In the highest-scoring game in NCAA bowl history, Baylor quarterback and Heisman Trophy winner Robert Griffin led the Bears to a pulsating 67-56 win over Washington. Baylor rushed for 485 yards and had 77 yards in total offense, and the 1,397 combined yards and 17 touchdowns by both teams were bowl records. Terrance Ganaway rushed for two scores in the fourth quarter to insure Baylor's victory.
- 2016: TCU scored 31 consecutive points in the second half after a first half in which the Horned Frogs were the victim of a 31-0 onslaught at the hands of Oregon. The two teams traded scores in two overtime periods before TCU quarterback Bram Kohlhausen and the Horned Frog defense secured a win

Valero Alamo Bowl

in the third overtime period 47-41.

Top Individual Performances:

- Drew Brees, QB, Purdue, 1998 -- Led the heavy-underdog Boilermakers to an upset 37-34 win over BCS No. 3-ranked Kansas State, hitting 25-of-53 passes for 230 yards and three touchdowns, including a 24-yard game winning TD in the closing minutes.
- Dan Alexander, RB, Nebraska, 2000 -- In what was the biggest blowout in Alamo Bowl history, ran for 240 yards on only 20 carries and scored three touchdowns in leading Nebraska to a 66-17 win over Northwestern. He led a Cornhusker rush attack that generated 476 yards.
- Robert Griffin III, QB, Baylor, 2011 -- The 2011 Alamo Bowl became the highest scoring bowl game in NCAA history, and the Heisman Trophy winner was a big part with a 24-of-33 passing performance for 295 yards and a score and 74 more rush yards with another TD.
- David Ash, QB, Texas, 2012 -- After not knowing if he would even start, threw for two touchdowns in the final 8:18 and also had a third-quarter rushing score in bringing the Longhorns back from two 10-point deficits to a 31-27 win over Oregon State.
- Marcus Mariota, QB, Oregon, 2013 -- Accounted for 386 of Oregon's 469 offensive yards, rushing for 133 yards on 15 carries and throwing for 253 yards and a touchdown in leading the Ducks to a runaway 30-7 win over Texas.
- Bram Kohlhausen, QB, TCU, 2016 -- The senior quarterback racked up 351 passing yards on 28-45 passing with two touchdowns through the air. He also added 45 yards and two scores on the ground. His 351 passing yards marked the 8th time in bowl game history a quarterback threw for 300 or more yards.

Last Year's Game:

The 2020 Valero Alamo Bowl saw the returning 2019 champions, the #20 Texas Longhorns battle against the Colorado Buffaloes. After starting Texas quarterback Sam Ehlinger was forced to leave the game at half-time due to a shoulder injury, Casey Thompson stepped up and led an electric Longhorn offense that set the Valero Alamo Bowl record for most yards per play (9.4). The Texas defense also came in hot, forcing Colorado to go three-and-out on its first two possessions and then intercepting a pass on the third possession. Pac-12 Offensive Player of the Year, Jarek Broussard, tried to help his team get some momentum by scoring two touchdowns and rushing for 82 yards but it seems that the Buffaloes never found their rhythm. The Longhorns became reigning Valero Alamo champions with their 55-23 victory over the Buffaloes.

Score by Quarters	1st	2nd	3rd	4th	Final
Texas	14	3	17	21	55
Colorado	0	10	6	7	23

Scoring:

First Quarter: TEX - Bijan Robinson 8-yard run (Cameron Dicker kick). TEX - Bijan Robinson 14-yard pass from Sam Ehlinger (Cameron Dicker kick.)

Second Quarter: CO - Jarek Broussard 2-yard run (Evan Price kick). TEX - Cameron Dicker 53-yard field goal. CO - Evan Price 40-yard field goal

Third Quarter: TEX - Joshua Moore 13-yard pass from Casey Thompson (Cameron Dicker kick). TEX - Joshua Moore 25-yard pass from Casey Thompson (Cameron Dicker kick). TEX - Cameron Dicker 35-yard field goal. CO - Jarek Broussard 3-yard run (two-point conversion failed).

Fourth Quarter: TEX - Bijan Robinson 23-yard pass from Casey Thompson (Cameron Dicker kick). CO - Brendon Lewis 2-yard run (Evan Price kick). TEX - Kelvontay Dixon 73-yard pass from Casey Thompson (Cameron Dicker kick). TEX - Roschon Johnson 21-yard run (Cameron Dicker kick).

Team Statistics:	Texas	Colorado
First Downs	26	20
Rush-Yds-TDs	40-303-2	46-182-3
Cmp-Att-Yd-TD-INT	19-28-335-5-0	14-33-196-0-2
Total Yards	638	378
Fumbles-Lost	0-0	1-1
Turnovers	0	3
Penalties-Yards	10-89	7-65

Duke's Mayo Bowl

Game Date: Dec. 30, 2021
Kickoff time (EST): 11:30 am
TV & Radio Network: ESPN
Conference Tie-ins: ACC, SEC
Mailing address: 4250 Congress Street, Suite 900, Charlotte, NC 28209 (o) 704-644-4047

Website: www.dukesmayobowl.com
Facebook: facebook.com/DukesMayoBowl
Twitter: @DukesMayoBowl
Instagram: @DukesMayoBowl

Executive Director: Danny Morrison
(o) 704-644-4048 (c) 704-962-0116
E-mail: dmorrison@charlottesports.org

Media contact: Frank Kay
(o) 704-644-4031 (c) 704-534-1617
E-mail: fkay@charlottesports.org
Miller Yoho
(o) 704-943-3562 (c) 704-860-3499
E-mail: miller@charlottesports.org

Ticket contact: Angela Davis, Director of Ticket Operations
(o) 704-644-4050 (c) 704-650-3646
E-mail: adavis@charlottesports.org

Staff: Will Pitts, Associate Executive Director
(o) 704-644-4046 (c) 704-351-8291
wpitts@charlottesports.org
Jason Lowman, Director of Ticket Sales
(o) 704-943-3550 (c) 704-302-4001
jlowman@charlottesports.org
Will Lawson, Director of Sponsorship Sales
(o) 704-644-4051 (c) 336-480-1162
wlawson@charlottesports.org
Kaleah Rodgers, Director of Administration
(o) 704-943-3560 (c) 251-545-2775
kr Rodgers@charlottesports.org
Cadie Koppenhaver, Bus. Development & Operations Manager (o) 704-644-4052
(c) 951-442-5870
ckoppenhaver@charlottesports.org

Team host contact: Kaleah Rodgers
kr Rodgers@charlottesports.org

Ticket prices: TBA

Tailgate/RV: E-mail info@charlottesports.org

Stadium Information: Bank of America Stadium
Capacity/Surface: 75,525/ FieldTurf
Physical address: 800 South Mint Street, Charlotte, NC 28202
Stadium contact: Eddie Levins, 704-358-7000,
Eddie.Levins@TepperSportsEntertainment.com
Press box phone: 704-358-7560 / Wi-fi available

Media Credentials and Parking: Frank Kay,
704-644-4031 or fkay@charlottesports.org

Top Football Crowd in Stadium History:
74,517 2015 ACC-Championship - Clemson vs. North Carolina

Top 5 Crowds in Bowl Game History:
1. 73,712 2008 West Virginia vs. North Carolina
2. 73,535 2002 Virginia vs. West Virginia
3. 73,258 2004 Boston College vs. North Carolina
4. 58,427 2011 North Carolina State vs. Louisville
5. 57,937 2005 North Carolina State vs. South Florida
(all games at Bank of America Stadium)

This Year's Bowl Activities (Tentative Schedule):

Date / Event	Place	Time
12/27		
Players' Racing Experience	Charlotte Motor Speedway	10:00am-2:15pm
12/28		
Players' Community Event	Second Harvest Food Bank	9:00am-10:45am
Players' Tailgate	Charlotte Convention Center	6:00pm-9:00pm



Danny Morrison
Executive Director



Frank Kay
Media Contact



Championship Trophy

Duke's Mayo Bowl

Date / Event	Place	Time
12/29		
Media Day	Charlotte Convention Center	10:00am-11:30am
12/30		
Duke's Mayo Bowl	Bank of America Stadium	11:30am

NOTE: Team practice locations are TBA

Designated team hotels:

ACC- The Westin Charlotte
601 S. College Street
Charlotte, NC 28202
704-375-2600

SEC- Hilton Charlotte City Center
222 East Third Street
Charlotte, NC 28202
877-667-7213

Designated media hotel:

Charlotte Marriott Center City
100 West Trade St., Charlotte, NC 28202 704-333-9000

Local airport: Charlotte Douglas International Airport (CLT); AirTran, American, Delta, JetBlue, United, US Airways

Local tourism bureau: Charlotte Regional Visitors Authority, 704-339-6040, www.crva.com, contact CRVA administration

Charlotte's Got A Lot, 800-231-4636, www.charlottesgotalot.com, contact Visit Charlotte

Prominent area tourist attractions:

NASCAR Hall of Fame, Levine Center for the Arts Museums (Bechtler Museum of Modern Art, Harvey B. Gantt Center for African-American Arts & Culture, Mint Museum, Levine Museum of the New South), U.S. National Whitewater Center, Carolinas Aviation Museum, Discovery Place, Daniel Stowe Botanical Garden

DIRECTIONS

>From main arrival airport to stadium:

Follow Josh Birmingham Parkway (1.5 miles) to Billy Graham Parkway South, proceed on Billy Graham to I-77 North, look for signs to exit at either John Belk Freeway (I-277) or Trade Street.

>From main arrival airport to media hotel:

Follow Josh Birmingham Parkway for 0.3 miles, take first right onto Old Dowd Road for one mile, take the second left onto Boyer St. Take the first right onto Wilkinson Blvd./U.S. 74 E/U.S. 29 N and continue to follow U.S. 74 E, continue onto I-277 N/U.S. 74 E for 0.5 miles, take Exit 1E to merge onto S. College St. toward the Bobcats Arena. Turn left onto E Trade Street and the hotel will be on the right.

>From media hotel to stadium:

Start out going northwest on W. Trade St. toward N. Church St. for 0.2 miles, turn left onto S. Graham St./U.S. 29/N.C. 49 for 0.5 miles, turn right onto S. Mint St./U.S. 29/N.C. 49, stadium will be on the right.

Other Trivia:

- Raycom Sports president and CEO Ken Haines was scheduled to make the formal Charlotte pitch for a bowl game to the NCAA Bowl Certification Committee on Sept. 11, 2001 in Philadelphia. But just before that 10:45 a.m. scheduled meeting, the terrorist attacks on New York and Washington D.C. took place, and Haines was the one that informed the group of athletic directors and NCAA staffers of the attacks. After a few brief comments, that meeting was cancelled, and it wasn't until May of the following year that he made what was a successful presentation.

-Bids to the first Duke's Mayo Bowl were not extended until Sunday, Dec. 8, to Virginia and West Virginia. In one week, the game was sold out and 73,535 -- still the second- largest in bowl history -- was in attendance. The sellout is believed to be the fastest ever for a first-year bowl game.

Major Media in the area:

Charlotte Observer
Spectrum News Carolina
WCCB-TV 18 (CW)

WBTV-TV 3 (CBS)
WSOC-TV 9 (ABC)
WCNC-TV 36 (NBC)

WFNZ 610 Radio
ESPN 730 Radio
WJZY-TV 46 (FOX)

Duke's Mayo Bowl

GAME HISTORY

Date	Result	Attendance	TV Rating
Continental Tire Bowl			
12/28/02	Virginia 48, West Virginia 22	73,535	2.0 ESPN2
12/27/03	Virginia 23, Pittsburgh 16	51,236	2.2 ESPN2
12/30/04	Boston College 37, North Carolina 24	73,258	1.7 ESPN2
Meineke Car Care Bowl			
12/31/05	North Carolina State 14, South Florida 0	57,937	1.5 ESPN2
12/30/06	Boston College 25, Navy 24	52,303	3.6 ESPN
12/29/07	Wake Forest 24, Connecticut 10	53,126	3.7 ESPN
12/27/08	West Virginia 31, North Carolina 30	73,712	4.5 ESPN
12/26/09	Pittsburgh 19, North Carolina 17	50,389	4.6 ESPN
12/31/10	South Florida 31, Clemson 26	41,122	2.3 ESPN
Belk Bowl			
12/27/11	North Carolina State 31, Louisville 24	58,427	2.7 ESPN
12/27/12	Cincinnati 48, Duke 34	48,128	3.0 ESPN
12/28/13	North Carolina 39, Cincinnati 17	45,211	3.6 ESPN
12/30/14	Georgia 37, Louisville 19	45,671	4.4 ESPN
12/20/15	Mississippi State 51, North Carolina State 28	46,423	2.2 ESPN
12/29/16	Virginia Tech 35, Arkansas 24	46,902	2.9 ESPN
12/29/17	Wake Forest 55, Texas A&M 52	32,784	1.93 ESPN
12/29/18	Virginia 28, South Carolina 0	48,263	1.65 ABC
12/31/19	Kentucky 28, Virginia Tech 0	44,138	1.7 ESPN
Duke's Mayo Bowl			
12/30/20	Wisconsin 42, Wake Forest, 28	1,500	2.7 ESPN

Individual Awards:

Most Valuable Player

2002	Wali Lundy, Virginia
2003	Matt Schaub, Virginia
2004	Paul Peterson, Boston College
2005	Stephen Tullock, North Carolina State
2006	Jolonn Dunbar, Boston College
2007	Kenny Moore, Wake Forest
2008	Pat White, West Virginia
2009	Dion Lewis, Pittsburgh
2010	BJ Daniels, South Florida
2011	Mike Glennon, North Carolina State
2012	Brendon Kay, Cincinnati
2013	Ryan Switzer, North Carolina
2014	Nick Chubb, Georgia
2015	Dak Prescott, Mississippi State
2016	Cam Phillips, Virginia Tech
2017	John Wolford, Wake Forest
2018	Olamide Zaccheaus, Virginia
2019	Lynn Bowden Jr., Kentucky
2020	Jack Sanborn, Wisconsin

Memorable Games:

- 2006: Navy only had to run out the final two minutes to secure a victory over Boston College, but Reggie Campbell fumbled a pitch with 1:43 left and BC's Jolonn Dunbar recovered at the Navy 40. The Eagles, out of time outs, got a 16-yard pass from Matt Ryan to tight end Ryan Pruvit, setting up walk-on kicker Steve Aponavicius for a career-long 37-yard field goal on the final play for the 25-24 victory. The win extended Boston College's bowl-winning streak to seven games.
- 2009: Pittsburgh kicker Dan Hutchins kicked his fourth field goal of the game, a 33-yarder with 52 seconds left, to boost Pitt to a 19-17 win over home-state favorite North Carolina. Pitt freshman tailback Dion Lewis rushed for 159 yards and a touchdown while breaking the Panthers' single-season freshman rushing record held by Tony Dorsett. T. J. Yates passed for 183 yards and two scores for UNC, the last late in the third quarter to give the Tar Heels a 17-16 lead.
- 2008: West Virginia quarterback Pat White and ride out Hakeem Nicks connected eight times for 217 yards and three touchdowns, proving the Hilltoppers with just enough offense to edge North Carolina 31-30.
- 2012: With the game tied at 34-34 and Duke driving for a likely winning score, Blue Devil running back Josh Snead fumbled at the Cincinnati 5 with 1:20 left. Bearcat quarterback Brendon Kay hit tight end Travis Kelce with an 83-yard touchdown pass with 0:44 left, and Nick Temple had a 55-yard interception return for a TD with 14 seconds left as Cincinnati took an improbable 48-34 win.

Top Individual Performances:

- Wali Lundy, RB, Virginia, 2002 -- Scored four touchdowns, two on rushes and two on receptions over Marques Hagans and Matt Schaub, in leading Virginia to a 48-22 win over West Virginia in the inaugural bowl. Lundy rushed for 127 yards and had 76 receiving yards.
- Pat White, QB, West Virginia, 2008 -- Threw for 332 yards in becoming the first quarterback in NCAA history to win four games as a starter.
- Dan Hutchins, K, Pittsburgh, 2009 -- Kicked a bowl-record four field goals, the last one coming from 33 yards away with only 0:52 left, to give Pittsburgh a 19-17 win over North Carolina
- Hakeem Nicks, WR, North Carolina, 2008 -- Set a bowl record with eight catches for 217 yards and three touchdowns.
- Brendon Kay, QB, Cincinnati, 2012 -- Set a bowl record with four touchdown passes, all of 25 yards or more, and the last one was an 83-yarder to Travis

Duke's Mayo Bowl

Kelce with 0:44 left to break a tie and lead the Bearcats to a 48-34 win over Duke.

Nick Chubb, RB, Georgia, 2014 -- Set a bowl record with 266 yards rushing and two touchdowns in leading the Bulldogs past Louisville 37-14. Chubb's total was the second-highest single-game rush total in school history, behind only Herschel Walker's 283 yards against Vanderbilt in 1980.

Dak Prescott, QB, Mississippi State, 2015 -- Closed out his college career in impressive fashion, throwing for a Belk Bowl-record 380 yards and four touchdowns in Mississippi State's 51-28 victory over North Carolina State. Selected the game MVP, Prescott completed 25 of 42 passes and ran for 47 yards to become the fourth player in FBS history to throw for 9,000 yards and run for 2,500 yards.

Last Year's Game:

Graham Mertz accounted for three touchdowns and Wisconsin turned four second-half interceptions into 21 points to beat Wake Forest 42-28 in the Duke's Mayo Bowl. Mertz, a redshirt freshman, threw for 130 yards and ran for two short touchdowns — the first rushing TDs of his career — as Wisconsin (4-3) finished a challenging 2020 season on a high note. The victory gives the Badgers a 19th-consecutive season with a winning record, the third-longest streak among FBS teams. The Badgers also improved to 17-15 all-time in bowl games and have won six of their last seven bowls, dating to the 2014 season. Wake Forest junior wide receiver Jaquarii Roberson continued to cement his season as one of the best in school history, catching a touchdown on his first three targets in the game and finishing with 131 yards.

Score by Quarters	1st	2nd	3rd	4th	Final
Wake Forest	14	0	7	7	28
Wisconsin	0	14	14	14	42

Scoring:

1st Quarter:

WF - Jaquarii Roberson 4 yd pass from Sam Hartman (Jack Crane kick),

WF - Jaquarii Roberson 18 yd pass from Sam Hartman (Jack Crane kick)

2nd Quarter

WIS - John Chenal 2 yd run (Collin Larsh kick)

WIS - Graham Mertz 1 yd run (Collin Larsh kick)

3rd Quarter

WF - Jaquarii Roberson 8 yd pass from Sam Hartman (Jack Crane kick)

WIS - Graham Mertz 1 yd run (Collin Larsh kick)

WIS - Mason Stokke 14 yd pass from Graham Mertz (Collin Larsh kick)

4th Quarter

WIS - Garrett Groshek 1 yd run (Collin Larsh kick)

WIS - Jalen Berger 1 yd run (Collin Larsh kick)

WF - Christian Beal-Smith 1 yd run (Jack Crane kick)

Team Statistics:	Wake Forest	Wisconsin
First Downs	27	19
Rushes- Net Yards	35-111	44-122
Net Yards Passing	407	144
Passing (Comp-Att-Int)	24-52-4	13-20-1
Total Net Yards	518	266
Fumbles Lost	1	2
Penalties-Yards	5-26	6-39
Time of Possession	26:08	33:52

Individual Statistics

RUSHING

WF -Beal-Smith 21-82; Ellison 6-19; Hartman 5-8; Kern 3-2

WIS -Groshek 13-41; Berger 15-34; Chandler 1-18; Mertz 5-12; Wolf 2-12; Chenal 5-7; Stokke 1-1

PASSING

WF - Hartman 20-37-4, 318 yds, 3TD; Kern 2-8-0, 61 yds; Griffis 2-7-0, 28 yds. WIS - Mertz 11-17-0, 130 yds, 1TD; Wolf 2-3-1, 14 yds.

RECEIVING

WF - Roberson 8-131, 3TD; Greene 6-122; Morin 5-91; Chapman 2-40; Beal-Smith 2-20; Ellison 1-3. WIS - Dunn 6-60; Groshek 3-14; Dike 2-35; Ferguson 1-21; Stokke 1-14.

PUNTING

WF - Mora 4-137, 48 long. WIS - Vujnovich 5-179, 49 long; Schlichting 1-31, 31 long.

TransPerfect Music City Bowl

Game Date: Dec. 30, 2021
Kickoff time (EST): 3:00 p.m.
TV & Radio Network: ESPN, ESPN Radio
Conference Tie-ins: SEC vs. Big Ten
Mailing address: 414 Union Street, Suite 1010,
Nashville, TN 37219
(o) 615-743-3130 (fax) 615-244-3540

Website: www.MusicCityBowl.com
Facebook: facebook.com/MusicCityBowl
Twitter: @MusicCityBowl
Instagram: @transperfectmusiccitybowl



President & CEO: Scott Ramsey
SRamsey@NashvilleSports.com

Media contact: Aldo Amato, Director of Marketing,
Communications & Public Relations
cell 256-503-2291
AAmato@Nashvillesports.com

Ticket contact: Cooper Fazio, Ticket Operations
Manager - Events
CFazio@NashvilleSports.com

Senior Staff:

Jay Grider, COO & SVP, Events & Operations
JGrider@NashvilleSports.com
Scott McGilberry, Senior Vice President, Finance
& Administration
SMcgilberry@Nashvillesports.com
Aldo Amato, Director of Marketing,
Communications, & PR
AAmato@Nashvillesports.com
Joseph Donaldson, Event Coordinator
JDonaldson@NashvilleSports.com
Carly Ramsey, Director of Events & Operations
CRamsey@NashvilleSports.com
Rachel Schuchert, Director of Events & Operations
RSchuchert@NashvilleSports.com
Evan Butterfield, Strategic Partnerships Manager,
EButterfield@NashvilleSports.com
Monica McConnaughey, Strategic
Partnerships Manager
MMcConnaughey@NashvilleSports.com
Team host contact: Jay Grider, COO & SVP,
Events & Operations
JGrider@NashvilleSports.com



Scott Ramsey
President & CEO



Aldo Amato
Media Contact

Ticket prices: \$25, \$45, \$80, \$90, \$100, \$120

Tailgate/RV: Cooper Fazio, Ticket Operations
Manager - Events
cfazio@titans.nfl.com

Stadium Information: Nissan Stadium
Capacity/Surface: 69,143 / natural grass
Physical address: 1 Titans Way, Nashville, TN 37213
Stadium contact: Ginny Needham, 615-565-4330,
gneedham@titans.nfl.com
Contact for ordering phone lines: Derek Amelunke,
615-972-3600, damelunke@titans.nfl.com
Press box: 615-565-4450, 615-565-4451 / Wi-fi available

Media Credentials and Parking: online at www.MusicCityBowl.com, click on Media Portal at top of screen

Top Football Crowd in Stadium History:
69,149 2005 Eight Tennessee Titans games that year

Top 5 Crowds in Bowl Game History:

- | | | | |
|----|--------|------|------------------------------|
| 1. | 69,143 | 2010 | North Carolina vs. Tennessee |
| 2. | 68,661 | 2007 | Kentucky vs. Florida State |
| 3. | 68,496 | 2016 | Tennessee vs. Nebraska |
| 4. | 68,024 | 2006 | Kentucky vs. Clemson |
| 5. | 66,089 | 2004 | Minnesota vs. Alabama |
- (all games at Nissan Stadium)

TransPerfect Music City Bowl

This Year's Bowl Activities (Tentative Schedule):

Date / Event	Place	Time
Thursday, December 30, 2021		
TransPerfect Music City Bowl	Nissan Stadium	3:00 p.m.

Designated team hotels:

Both Teams -- Gaylord Opryland Resort & Convention Center
2800 Opryland Drive
Nashville, TN 37214
615-889-100

Designated media hotel:

Nashville Renaissance Hotel
611 Commerce Street
Nashville, TN 37203

Sherry Franklin, contact
615-493-4013
Sherry.Franklin@renaissancehotels.com

Sherry Franklin, Sales
615-493-4013
Sherry.Franklin@renaissancehotels.com

Jennifer Ponticaccia, Event Manager
615-493-4021
Jennifer.Ponticaccia@rehotels.com

Local airport: Nashville International Airport (BNA); American, American Eagle, American Connection, Delta, Delta Connection, Frontier, Southwest, United, US Airways, US Airways Express, AirCanada

Local tourism bureau: Nashville Convention & Visitors Corporation, 1-800-657-6910

Prominent area tourist attractions:

Opryland Resort and Convention Center, Country Music Hall of Fame & Museum, Grand Ole Opry House, Ryman Auditorium, Lower Broadway-The District, Cheekwood, Music Row, First Visual Arts Museum, The Hermitage, Centennial Park- The Parthenon, Opry Mills

DIRECTIONS

>From main arrival airport to stadium:

Go on I-40 West toward Knoxville (5.9 miles), keep right onto I-24 West via Exit 211 (0.7 miles), take Exit 49 Shelby Avenue/LP Field, turn left onto Shelby Avenue, turn right onto South 2nd Street and Nissan Stadium will be in front.

>From main arrival airport to media hotel:

Go on I-40 West toward Knoxville (5.9 miles), take Exit 210C/U.S. Hwy. 31A/U.S Hwy. 41A South/2nd Ave./4th Ave., turn right onto 2nd Ave. South (0.8 miles), turn left onto Broadway (0.2 miles), turn right onto 5th Avenue North (0.1 miles), take first left onto Commerce Street and Nashville Renaissance Hotel will be on the left.

>From media hotel to stadium:

Head northeast on Commerce Street toward 6th Ave. North (0.2 miles), turn left onto 3rd Avenue North (0.2 miles), turn right onto Woodland Street (0.3 miles), turn right onto South 1st St.

Other Trivia:

- The Music City Bowl is one of only a handful of bowls nationally in which both a kicker and a punter have won the MVP award.
- The Music City Bowl has a history of compelling games and upsets. The favored team has won only seven times in the bowl's 16-year history.
- The bowl game is part of Nashville's Holiday Tradition. "Music City" is ranked as one of the U.S.'s top destination cities for entertainment and Southern hospitality.
- The bowl was started when Nissan Stadium was built as part of the relocation of the Houston Oilers to Tennessee. The first game in 1998 was played at Vanderbilt Stadium.

Major Media in the area:

The Tennessean
Nashville Sports Weekly
104.5 FM The Zone Radio
102.5 FM The Game Radio

WKRN-TV 2 (ABC)
WTVF-TV5 (CBS)
WNSR-AM Radio
Associated Press bureau

WSMV-TV 4 (NBC)
WZTV-TV 17 (Fox)

TransPerfect Music City Bowl

GAME HISTORY

Date	Result	Attendance	TV Rating
American General Music City Bowl			
12/29/98	Virginia Tech 38, Alabama 7	41,248	2.4 ESPN
12/29/99	Syracuse 20, Kentucky 13	59,221	2.7 ESPN
Music City Bowl			
12/28/00	West Virginia 49, Ole Miss 38	47,119	2.1 ESPN
12/28/01	Boston College 20, Georgia 16	46,125	3.25 ESPN
Gaylord Hotels Music City Bowl			
12/30/02	Minnesota 29, Arkansas 14	38,183	2.25 ESPN
Gaylord Hotels Music City Bowl presented by Bridgestone			
12/31/03	Auburn 28, Wisconsin 14	55,109	2.44 ESPN
12/31/04	Minnesota 20, Alabama 16	66,089	3.14 ESPN
12/30/05	Virginia 34, Minnesota 31	40,519	2.13 ESPN
12/29/06	Kentucky 28, Clemson 20	68,024	2.23 ESPN
12/31/07	Kentucky 35, Florida State 28	68,661	4.02 ESPN
Gaylord Hotels Music City Bowl			
12/31/08	Vanderbilt 16, Boston College 14	54,250	2.78 ESPN
12/27/09	Clemson 21, Kentucky 13	57,280	1.95 ESPN
Franklin American Mortgage Music City Bowl			
12/30/10	North Carolina 30, Tennessee 27 (2OT)	69,143	4.92 ESPN
12/30/11	Mississippi State 23, Wake Forest 17	55,208	3.07 ESPN
12/31/12	Vanderbilt 38, North Carolina State 24	55,801	1.62 ESPN
12/30/13	Ole Miss 25, Georgia Tech 17	52,125	2.0 ESPN
12/30/14	Notre Dame 31, LSU 28	60,419	3.40 ESPN
12/30/15	Louisville 27, Texas A&M 21	50,478	3.3 ESPN
12/30/16	Tennessee 38, Nebraska 24	68,496	3.1 ESPN
12/29/17	Northwestern 24, Kentucky 23	48,675	2.75 ESPN
12/28/18	Auburn 63, Purdue 14	59,024	ESPN
12/30/19	Louisville 38, Purdue 14	46,850	ESPN

Individual Awards:

Most Valuable Player

1998	Corey Moore, Virginia Tech
1999	James Mungro, Syracuse
2000	Brad Lewis, West Virginia
2001	William Green, Boston College
2002	Dan Nystrom, Minnesota
2003	Jason Campbell, Auburn
2004	Marion Barber, Minnesota
2005	Marques Hagans, Virginia
2006	Andre Woodson, Kentucky
2007	Andre Woodson, Kentucky
2008	Brett Upson, Vanderbilt
2009	C. J. Spiller, Clemson
2010	Shaun Draughn, North Carolina
2011	Vick Ballard, Mississippi State
2012	Zac Stacy, Vanderbilt
2013	Bo Wallace, Ole Miss
2014	Malik Zaire, Notre Dame
2015	Lamar Jackson, Louisville
2016	Joshua Dobbs, Tennessee
2017	Justin Jackson, Northwestern
2018	Jarrett Stidham, Auburn
2019	Malik Cunningham, Louisville

Memorable Games:

- 2014: Notre Dame 31, LSU 28. Notre Dame kicked a last second field goal to win this record breaking game with the largest lead only being 3 points. Altogether, ten different Bowl records were broken; six of them were by the same person (Fournette, LSU).
- 2012: Hometown Vanderbilt wrapped up its best season since 1915 and won nine games for only the third time ever, with Jordan Rodgers throwing for two scores and running for another in a 38-24 victory over North Carolina State.
- 2010: North Carolina 30, Tennessee 27 (2OT). North Carolina won in double overtime after a controversial penalty that stopped the clock and allowed UNC to kick a field goal that sent the game into overtime. The bowl set records for attendance and TV ratings as 69,143 people packed the stands and it scored a 4.92 rating on ESPN.
- 2007: Kentucky 35, Florida State 28. A then record-setting crowd of 68,661 was in attendance and was not disappointed, with a high-scoring affair that featured nearly 1,000 yards of total offense.
- 2008: Vanderbilt 16, Boston College 14. Vanderbilt made its first bowl appearance since 1982 and did it at home, with the commodores winning their first bowl in 53 years by upsetting Boston College.
- 2000: West Virginia 49, Ole Miss 38. Ole Miss put in freshman quarterback Eli Manning in the second half after trailing 35-9 at halftime and Manning completed 12-of-20 passes for 167 yards and three scores and led his team to 22 unanswered fourth-quarter points. Although Ole Miss didn't win, this was considered Manning's coming-out party. West Virginia gave retiring coach Don Nehlen his final career victory.

Top Individual Performances:

- Vick Ballard, RB, Mississippi State, 2011 -- Rushed for 180 yards on only 14 carries and had touchdowns of 60 and 72 yards in leading MSU past Wake Forest.
- Marion Barber III, RB, Minnesota, 2004 -- Had a workhorse 37 carries for 187 yards and a touchdown as Minnesota edged Alabama 20-16
- Marques Hagans, QB, Virginia, 2005 -- Threw for 358 yards on 25-of-35 passing and two touchdowns, while also carrying for 34 yards in Virginia's narrow win

TransPerfect Music City Bowl

over Minnesota

Eli Manning, QB, Ole Miss, 2000 -- In only one half, hit on 12-of-20 passes for 167 yards and three scores for the Rebels

Leonard Fournette, RB, LSU, 2014 -- Broke 6 different records including most all-purpose yards (264 yards) and had half of LSU's record breaking 285 rushing yards while only carrying the ball 11 times and having 3 of LSU's 4 touchdowns

2019 Game:

The 2019 Franklin American Mortgage Music City Bowl helped celebrate the 150th anniversary of college football by featuring a thrilling showdown between the Mississippi State Bulldogs and Louisville Cardinals.

In front of a raucous crowd of nearly 47,000 fans, both teams exchanged leads in the first half. After a few halftime adjustments, first-year Cardinals coach Scott Satterfield helped guide Louisville to a dominant second half and the program's first bowl win in four years.

The bowl festivities were capped-off with a postgame concert inside the bowl's Fan Zone on Broadway featuring Gary LeVox of Rascal Flatts.

In all, tens of thousands of fans packed into downtown during one of the city's top weekends leading to \$16.7 million in direct economic impact.

Score by Quarters	1st	2nd	3rd	4th	Final
Miss State	7	7	0	14	28
Louisville	0	10	14	14	38

Scoring:

First Quarter		
(4:48) MSST	Tommy Stevens 3 yard run (Jace Christman kick)	
Second Quarter		
(10:19) MSST	Nick Gibson 3 yard run (Jace Christman kick)	
(7:57) LOU	Marshon Ford 33 yard pass from Chatarius Atwell (Ryan Chalifoux kick)	
(0:00) LOU	Ryan Chalifoux 31 yard field goal	
Third Quarter		
(5:01) LOU	Devonte Peete 24 yard pass from Malik Cunningham (Ryan Chalifoux kick)	
2:51 LOU	Khane Pass 31 yard fumble return (Ryan Chalifoux kick)	
Fourth Quarter		
(13:52) LOU	Marshon Ford 8 yard pass from Malik Cunningham (Ryan Chalifoux kick)	
(10:25) MSST	Stephen Guidry 18 yard pass from Tommy Stevens (Jace Christman kick)	
(2:13) LOU	Javian Hawkins 5 yard run (Ryan Chalifoux kick)	
(0:27) MSST	Osirus Mitchell 24 yard pass from Tommy Stevens (Jace Christman kick)	

Team Statistics:	Louisville	Mississippi State
First Downs	23	24
Rushes- Net Yards	44-198	36-145
Net Yards Passing	312	221
Passing (Comp-Att-Int)	17-25-0	17-26-0
Total Net Yards	510	366
Fumbles- Lost	1-1	4-2
Penalties-Yards	6-50	2-20
Time of Possession	31:34	28:26

Individual Statistics

RUSHING

Louisville- J. Hawkins, 23-105, M. Cunningham, 16-81, T. Atwell 1-9, H. Hall, 3-4
Mississippi State - T. Stevens 17-71, N. Gibson, 8-54, Lee Witherspoon, 4-17, K. Hill, 7-3

PASSING

Louisville -- M. Cunningham, 16/23, 279 yds, 2 TD, T. Atwell, 1/2, 33 yds, TD
Mississippi State -- T. Stevens, 17/26, 221, 2 TD

RECEIVING

Louisville -- T. Atwell, 9-147, M. Ford, 3-53, 2 TD, D. Fitzpatrick, 2-37, J. Marshall, 1-29, D. Peete, 1-24, TD, J. Davis, 1-22
Mississippi State -- S. Guidry, 6-76, TD, O. Mitchell, 2-47, TD, J. Payton, 2-39, Farrod Green, 2-23, G. Spivey, 1-13, D. Thomas, 1-11, N. Gibson, 1-6, K. Hill, 1-6.

PUNTING

Mississippi State- T. Day, 5-215, 56 long
Louisville- M. King, 3-133, 53 long

Chick-fil-A Peach Bowl

Game Date: Dec. 30, 2021
Kickoff time (EST): 7:00 p.m.
TV & Radio Network: ESPN
Conference Tie-ins: College Football Playoff
Mailing address: 3284 Northside Parkway,
 Suite 550, Atlanta, GA 30327
 (o) 404-586-8500 (fax) 404-586-8502
Website: www.Chick-fil-APeachBowl.com
Facebook: facebook.com/ChickfilAPeachBowl
Twitter: @CFAPeachBowl



President & CEO: Gary Stokan
 (o) 404-586-8500 (c) N/A
 E-mail: gstokan@cfabowl.com

Media contact: Matt Garvey, Vice President,
 Communications
 (o) 404-586-8496 (c) 404-964-6342
 E-mail: mgarvey@cfabowl.com

Staff: Dillon Faulkner, Manager, Communications
 (o) 404-586-8453 (c) 615-418-3376
 E-mail: dfaulkner@cfabowl.com

Ticket contact: Mike Gilbert, Director of Sales and
 Ticketing
 (o) 404-586-8487 (c) N/A
 E-mail: mgilbert@cfabowl.com

Team host contact: Derek Martin, Vice President,
 Events, (o) 404-586-8505, E-mail: dmartin@cfabowl.com

Ticket prices: \$125-\$550
Tailgate/RV: Victor Alfieri, Georgia World Congress
 Center, 404-223-4109

Stadium Information: Mercedes-Benz Stadium
 Capacity/Surface: 73,272 / Field Turf
 Physical address: One AMB Drive, Atlanta, GA 30313
 Stadium contact: Jason Kirksey, PR Specialist,
 251-370-8258, jason.kirksey@ambse.com

Contact for ordering ISDN lines:
 Darius Malone, 678-249-7584, Darius.malone@ambse.com
 Press box phone: 404-222-6000 / Wi-fi available

Media Credentials and Parking: Online at
 www.Chick-fil-APeachBowl.com

Top Football Crowd in Stadium History:
 78,347 2019 Oklahoma vs. LSU

Top 5 Crowds in Bowl Game History:

1. 78,347 2019 Oklahoma vs. LSU
2. 75,996 2016 Alabama vs. Washington
3. 75,406 2006 Georgia vs. Virginia Tech
4. 75,125 2003/4 Clemson vs. Tennessee
5. 74,413 2007 Auburn vs. Clemson

(All top attended games were in the Georgia Dome before moving to Mercedes-Benz Stadium in 2018)



**Gary Stokan
President/CEO**



**Matt Garvey
Media Contact**



**George P. Crumley
Championship**

This Year's Bowl Activities (Tentative Schedule):

Date / Event	Place	Time
--------------	-------	------

Saturday, Dec. 25

Team A Practice	Alternate Site	10 am – 1 pm
Team B Practice	Alternate Site	2 – 5 pm
College Football Hall of Fame Tour		7 – 8:30 pm

Sunday, Dec. 26

HC Media Availability	Team Hotels	TBD
Team A Practice	MBS	10 am – 1 pm
Team B Practice	MBS	2 – 5 pm
Andretti Karting Event	Andretti Indoor Karting	5-7 & 7:45-9:45 pm

Monday, Dec. 27

Team A Press Conference	Media Hotel	830-9:15 am
Team B Press Conference	Media Hotel	9:30-10:15 am
Team B Hospital Visit	Scottish Rite	10-11:30 am
Team A Practice	MBS	10 am – 1 pm
Team B Practice	MBS	2 – 5 pm
Team A Hospital Visit	Egleston	3-4:30 pm
MLK Historical Site Visit	MLK Center	6:30-8 pm

Chick-fil-A Peach Bowl

Tuesday, Dec. 28

Team A Press Conference	Media Hotel	8:30-9:15 am
Team B Press Conference	Media Hotel	9:30-10:15 am
Team A Practice	MBS	10 am – 1 pm
Team B Practice	MBS	2 – 5 pm

Wednesday, Dec. 29

Joint HC Press Conference	Media Hotel	9:30-10:15 am
Team A Walkthrough	MBS	1:30-3 pm
Team B Walkthrough	MBS	4-5:30 pm
Fan Night	Georgia Aquarium	4-8 pm

Thursday, Dec. 30, 2021

CFA Peach Bowl Parade	Downtown	1-2:30 pm
FanFest	Ga. World Congress Ctr.	2-6 pm
Chick-fil-A Peach Bowl	Mercedes-Benz Stadium	7 p.m.

Designated team hotels:

Team A – Marriott Marquis 165 Peachtree Center Ave. Atlanta, GA 30303	Team B – Omni Atlanta Hotel 100 CNN Center Atlanta, GA 30303
---	--

Designated media hotel:

Hyatt Regency Atlanta, 265 Peachtree Street NE, Atlanta, GA 30303

Local airport: Hartsfield-Jackson Atlanta International Airport; AirTran, American, Alaska Airlines, Continental, Delta, Frontier, GeorgiaSkies, Silver, Southwest, Spirit, United, US Airways

Local tourism bureau: Atlanta Convention & Visitors Bureau, 404-521-6600, www.atlanta.net

Prominent area tourist attractions:

College Football Hall of Fame, Georgia Aquarium, World of Coca-Cola, CNN Center, High Museum of Art, Atlanta History Center, Imagine It! Children's Museum, Centennial Olympic Park, Stone Mountain, Six Flags Over Georgia, Atlanta Botanical Gardens, Zoo Atlanta

DIRECTIONS

>From main arrival airport to stadium:

Take I-75/I-85 North to Central Avenue Exit 91, turn left on Martin Luther King Jr. Drive, turn right on Northside Drive, and turn right on Falcon Way heading into stadium.

>From main arrival airport to media hotel:

From the airport, go east on N. Terminal Parkway, (0.6 miles), merge onto I-85 North toward I-75 North/I-20/Atlanta (9.3 miles), take the Andrew Young International Blvd. Exit 248C toward Carter Center (0.3 miles), keep left at the fork and turn left onto Andrew Young International Blvd. NE (0.5 miles), turn right onto Peachtree St. (0.1 mile), the hotel is on the right.

>From media hotel to stadium:

Go south on Peachtree St. toward John Portman Blvd. NW (0.1 mile), turn right onto Andrew Young International Blvd. NW (0.3 miles), turn left onto Centennial Olympic Park Drive NW (0.7 miles), turn right onto Chapel St. NW and take the first right onto Mangum St. NW (0.3 miles, and stadium is directly ahead.

Other Trivia:

Peach Bowl, Inc. operates the Chick-fil-A Peach Bowl, one of the New Year's Six Bowls selected to host the College Football Playoff. The Bowl has earned a reputation as one of the most competitive bowls in the country, with 52 percent of its games being decided by a touchdown or less. Peach Bowl, Inc. has disbursed \$280.7 million in team payouts over its 52-year history. Peach Bowl, Inc. also leads all other bowl game organizations in charitable and scholarship contributions, having donated or committed \$57.2 million to organizations in need since 2002. Peach Bowl, Inc. also created and manages the Chick-fil-A Kickoff Game, the Peach Bowl Challenge charity golf tournament, manages The Dodd Trophy national coach of the year award and led the relocation and financial foundation of the College Football Hall of Fame to Atlanta.

Major Media in the area:

Atlanta Journal-Constitution	WAGA-TV (Fox)	Atlanta Business Chronicle
WXIA-TV (NBC)	WGCL-TV (CBS)	680 The Fan Radio
WSB-TV (ABC)		

GAME HISTORY

Date	Result	Attendance	TV Rating
Peach Bowl			
12/30/68	LSU 31, Florida State 27	35,206	
12/30/69	West Virginia 14, South Carolina 3	53,969	
12/30/70	Arizona State 48, UNC 26	52,692	
12/30/71	Mississippi 41, Georgia Tech 18	38,599	
12/29/72	NC State 49, West Virginia 13	51,413	
12/28/73	Georgia 17, Maryland 16	41,313	
12/28/74	Texas Tech 6, Vanderbilt 6 (tie)	34,188	
12/31/75	West Virginia 13, NC State 10	51,120	
12/31/76	Kentucky 21, North Carolina 0	57,507	
12/31/77	NC State 24, Iowa State 14	43,063	
12/25/78	Purdue 41, Georgia Tech 21	33,947	
12/31/79	Baylor 24, Clemson 18	58,933	
1/2/81	Miami (Fla.) 20, Virginia Tech 10	49,252	
12/31/81	West Virginia 26, Florida 6	50,441	
12/31/82	Iowa 28, Tennessee 22	59,300	
12/30/83	Florida State 28, UNC 3	40,231	
12/31/84	Virginia 27, Purdue 24	45,983	

Chick-fil-A Peach Bowl

Date	Result	Attendance	TV Rating
12/31/85	Army 31, Illinois 29		29,857
12/31/86	Virginia Tech 25, NC State 24		53,668
1/2/88	Tennessee 27, Indiana 22		58,737
12/31/88	NC State 28, Iowa 23		44,635
12/30/89	Syracuse 19, Georgia 18		44,911
12/29/90	Auburn 27, Indiana 23		38,962
1/1/92	East Carolina 37, NC State 34	59,322	ESPN
1/2/93	UNC 21, Mississippi State 17	69,125	ESPN
12/31/93	Clemson 14, Kentucky 13	63,416	ESPN
1/1/95	NC State 28, Mississippi State 24	64,902	ESPN
12/30/95	Virginia 34, Georgia 27	70,284	ESPN
12/28/96	LSU 10, Clemson 7	63,622	ESPN
Chick-fil-A Peach Bowl			
1/2/98	Auburn 21, Clemson 17	71,212	ESPN
12/31/98	Georgia 35, Virginia 33	72,876	4.35 ESPN
12/30/99	Mississippi State 17, Clemson 7	73,315	3.85 ESPN
12/29/00	LSU 28, Georgia Tech 14	73,614	3.53 ESPN
12/31/01	North Carolina 16, Auburn 10	71,827	4.23 ESPN
12/31/02	Maryland 30, Tennessee 3	68,330	4.01 ESPN
1/2/04	Clemson 27, Tennessee 14	75,125	4.02 ESPN
12/31/04	Miami 27, Florida 10	69,322	5.03 ESPN
12/30/05	LSU 40, Miami 3	65,620	5.22 ESPN
Chick-fil-A Bowl			
12/30/06	Georgia 31, Virginia Tech 24	75,406	4.8 ESPN
12/31/07	Auburn 23, Clemson 20 (OT)	74,413	5.09 ESPN
12/31/08	LSU 38, Georgia Tech 3	71,423	3.93 ESPN
12/31/09	Virginia Tech 37, Tennessee 14	73,777	4.9 ESPN
12/31/10	Florida State 26, South Carolina 17	72,217	5.02 ESPN
12/31/11	Auburn 43, Virginia 24	72,919	4.2 ESPN
12/31/12	Clemson 25, LSU 24	68,027	5.6 ESPN
12/31/13	Texas A&M 52 , Duke 48	67,946	5.3 ESPN
Chick-fil-A Peach Bowl			
12/31/14	TCU 42, Ole Miss 3	65,706	5.0 ESPN
12/31/15	Houston 38, Florida State 24	71,007	3.7 ESPN
12/31/16	Alabama 24, Washington 7	75,996	10.7 ESPN
1/1/18	UCF 34, Auburn 27	71,109	4.62 ESPN
12/29/18	Florida 41, Michigan 15	74,006	ESPN
12/28/19	LSU 63, Oklahoma 28	78,347	ESPN
1/1/2021	Georgia 24, Cincinnati 2	15,301	ESPN

Individual Awards:

Outstanding Offensive Player

1968	Mike Hillman, LSU
1969	Ed Williams, West Virginia
1970	Monroe Eley, Arizona State
1971	Norris Weese, Mississippi
1972	Dave Buckey, NC State
1973	Louis Carter, Maryland
1974	Larry Issac, Texas Tech
1975	Dan Kendra, West Virginia
1976	Rod Stewart, Kentucky
1977	Johnny Evans, NC State
1978	Mark Herrmann, Purdue
1979	Mike Brannon, Baylor
1981	Jim Kelly, Miami
1981	Mickey Walczak, West Virginia
1982	Chuck Long, Iowa
1983	Eric Thomas, Florida State
1984	Howard Petty, Virginia
1985	Rob Healy, Army
1986	Erik Kramer, NC State
1988	Reggie Cobb, Tennessee
1988	Shane Montgomery, NC State
1989	Michael Owens, Syracuse
	Rodney Hampton, Georgia
1990	Stan White, Auburn
	Trent Green, Indiana
1992	Jeff Blake, East Carolina
	Terry Jordan, NC State
1992	Natrone Means, North Carolina
1993	Emory Smith, Clemson
	Pookie Jones, Kentucky
1995	Tremayne Stephens, NC State
	Damien Covington, NC State
	Tim Rogers, Mississippi State
1995	Tiki Barber, Virginia
	Hines Ward, Georgia
1996	Herb Tyler, LSU
	Raymond Priester, Clemson
1998	Dameyune Craig, Auburn
	Raymond Priester, Clemson
1998	Olandis Gary, Georgia
	Aaron Brooks, Virginia
1999	Wayne Madkin, Mississippi State
2000	Rohan Davey, LSU
2001	Ronald Curry, North Carolina
2002	Scott McBrien, Maryland

Outstanding Defensive Player

Buddy Millican, LSU
Carl Crennel, West Virginia
Junior Ah You, Arizona State
Crowell Armstrong, Mississippi
George Bell, NC State
Sylvester Bolen, Georgia
Dennis Harrison, Vanderbilt
Ray Marshall, West Virginia
Mike Martin, Kentucky
Richard Carter, NC State
Calvin Clark, Purdue
Andrew Melontree, Baylor
Jim Burt, Miami
Don Stemple, West Virginia
Clay Uhlenhake, Iowa
Alphonso Carreker, Florida State
Ray Daly, Virginia
Peel Chronister, Army
Derrick Taylor, NC State
Van Walters, Indiana
Michael Brooks, NC State
Terry Wooden, Syracuse
Morris Lewis, Georgia
Darryl Crawford, Auburn
Mike Dumas, Indiana
Robert Jones, East Carolina
Billy Ray Haynes, NC State
Bracey Walker, North Carolina
Brenston Buckner, Clemson
Zane Beehn, Kentucky
Carl Reeves, NC State

Larry Williams, Mississippi State
Skeet Jones, Virginia
Whit Marshall, Georgia
Anthony McFarland, LSU
Trevor Pryce, Clemson
Takeo Spikes, Auburn
Anthony Simmons, Clemson
Champ Bailey, Georgia
Wali Rainer, Virginia
Keith Adams, Clemson
Bradie James, LSU
Ryan Sims, North Carolina
E. J. Henderson, Maryland

Chick-fil-A Peach Bowl

2004	Chad Jasmin, Clemson	Leroy Hill, Clemson
2004	Roscoe Parrish, Miami	Devin Hester, Miami
2005	Matt Flynn, LSU	Melvin Oliver, LSU
2006	Matthew Stafford, Georgia	Tony Taylor, Georgia
2007	C. J. Spiller, Clemson	Pat Sims, Auburn
2008	Jordan Jefferson, LSU	Perry Riley, LSU
2009	Ryan Williams, Virginia Tech	Cody Grimm, Virginia Tech
2010	Chris Thompson, Florida State	Greg Reid, Florida State
2011	Onterio McCalebb, Auburn	Chris Davis, Auburn
2012	Tajh Boyd, Clemson	Kevin Minter, LSU
2013	Johnny Manziel, Texas A&M	Toney Hurd Jr., Texas A&M
2014	Trevone Boykin, TCU	James McFarland, TCU
2015	Greg Ward, Jr., Houston	William Jackson, Houston
2016	Bo Scarbrough, Alabama	Ryan Anderson, Alabama
2018 (Jan)	McKenzie Milton, UCF	Shaquem Griffin, UCF
2018	Feleipe Franks, Florida	Chauncey Gardner-Johnson, Florida
2019	Joe Burrow, LSU	K'Lavon Chaisson, LSU
2020	Jack Podlesny, UGA	Azeez Ojulari, UGA

Memorable Games:

2019: LSU quarterback and Heisman Trophy winner Joe Burrow scored eight total touchdowns and threw for 493 yards passing, both Chick-fil-A Peach Bowl records, while wide receiver Justin Jefferson also set multiple Chick-fil-A Peach Bowl records for receiving yards (227), receptions (14) and receiving touchdowns (four). In total, 18 Chick-fil-A Peach Bowl records were broken or tied as the Tigers defeated the Sooners 63-28 on the way to winning the CFP National Championship in New Orleans.

2013: Behind the arm of Johnny Manziel, the Texas A&M Aggies overcame a 21-point halftime deficit to defeat the Duke Blue Devils 52-48. The night of offensive fireworks set or tied records in 20 game categories, including points scored, total offense and first downs. On TV, an average of 8.69 million viewers tuned into the epic battle, establishing it as ESPN's most-viewed non-BCS bowl game telecast of all time.

2012: Clemson quarterback Tajh Boyd led a 60-yard drive in the final 1:39, hitting on a 26-yard pass to DeAndre Hopkins on fourth-and-16 in the 10-play drive, and Chandler Catanzaro hit a 37-yard field goal on the game's final play to give Clemson a wild 25-24 win over LSU.

2007: The 40th anniversary game between Clemson and Auburn featured stout defense in the first half and fast-moving offense in the second, and in the end the two Tigers logged the first overtime game in bowl history. In the OT, Mark Buchholz' 25-yard field goal gave Clemson the lead, but Auburn QB Brandon Cox hit Rodgeriquis Smith for 12 yards to set up Kodi Burns' game-winning seven-yard run.

1998: Georgia avenged a 1995 Peach Bowl loss with a stirring comeback 35-33 win over Virginia, after the Cavaliers had built a 21-point lead. The Bulldogs responded with 21 straight points of their own and took an eight-point fourth-quarter lead on Quincy Carter's one-yard quarterback sneak, but Virginia quarterback Aaron Brooks had a 30-yard scoring scramble with 1:34 left before a tying two-point try failed. But Virginia recovered the onside kick and had one more chance, but a 48-yard field goal sailed wide right with 19 seconds left.

1995: Georgia got a miracle play to tie the game with 1:09 left when Jason Ferguson picked up a Virginia fumble and returned it 10 yards for a touchdown that made it 27-27. But Virginia's Demetrius Allen returned the ensuing kickoff for a game-winning 83-yard touchdown as the Cavaliers posted a thrilling 34-27 win.

1985: In a game that included 16 bowl records broken or tied, Army ran for 291 yards and held a 31-23 lead before Illinois rallied behind quarterback Jack Trudeau to a late touchdown. But a tying two-point conversion attempt failed with only 34 seconds left.

Top Individual Performances:

Joe Burrow, QB, LSU, 2019 – Completed 29-of-39 passes for a bowl-record 493 yards and seven passing touchdowns against the Sooners to secure a berth in the College Football Playoff National Championship.

Justin Jefferson, WR, LSU, 2019 – Posted a record-breaking performance with 14 catches for 227 yards and four touchdowns to lead LSU to its first-ever College Football Playoff Semifinal win against Oklahoma.

Johnny Manziel, QB, Texas A&M, 2013 – Completed 30-of-38 passes for 382 yards and 77 rushing yards and scored five touchdowns in securing the Aggies' 52-48 come-from-behind win over Duke.

Tajh Boyd, QB, Clemson, 2012 -- Completed 36-of-50 passes for 346 yards and two touchdowns with no interceptions in leading the Tigers to a 25-24 win over LSU. Boyd led a 60-yard march in the game's final 1:39, converting on a fourth-and-16 to keep the drive alive and setting up Chandler Catanzaro's final-play 37-yard field goal for the game-winner.

Devin Hester, DB, Miami, 2004 -- Returned a blocked punt 78 yards for a touchdown, and one series later returned an interception 28 yards to set up a field goal in helping Miami take a 27-10 win over in-state rival Florida.

Demetrius Allen, WR, Virginia, 1995 -- Set numerous bowl records including an 82-yard touchdown reception and an 83-yard punt return for a touchdown to secure the Cavaliers' 34-27 win over Georgia.

Michael Brooks, DB, North Carolina State, 1988 -- Set a bowl record with three interceptions in leading the Wolfpack to a 28-23 victory over Iowa.

Chick-fil-A Peach Bowl

Last Year's Game:

The Chick-fil-A Peach Bowl's New Year's Day matchup of No. 9 Georgia and No. 8 Cincinnati signified the third consecutive top-10 match up for the Chick-fil-A Peach Bowl and its fifth top-10 contest since becoming a New Year's Six bowl in 2014. The undefeated Bearcats took a 7-0 lead in the first quarter on a Desmond Ridder 14-yard touchdown pass to Alec Pierce. The Bulldogs answered when George Pickens caught a 16-yard touchdown from JT Daniels to even the score at 7-7 at the end of the first quarter. Georgia would tack on a 37-yard field goal in the second, before the Bearcats went into the half with a 14-10 lead after a nine-play, 75-yard drive that ended with an 11-yard passing touchdown from Ridder to Josh Whyle. Cincinnati then extended its lead to 21-10 on the first drive of the third quarter thanks to a 79-yard touchdown run from Jerome Ford. Georgia's defense would step up for the remainder of the game, keeping the Bearcats scoreless for the rest of the second half thanks in large part to the Bulldogs' record-tying eight sacks, including three from defensive MVP Azeez Ojulari. After a forced fumble in Cincinnati territory, the Bulldogs would counter with a nine-yard touchdown run from Zamir White to cut the deficit to 21-16 after a failed two-point conversion. Georgia tacked on another field goal with 6:43 left in the fourth and then JT Daniels led an eight-play, 44-yard drive to the Cincinnati 36 trailing 21-19. Bulldog kicker and offensive MVP Jack Podlesny would then kick a Chick-fil-A Peach Bowl record-tying 53-yard field goal with three seconds remaining to put the Bulldogs up 22-21. Georgia tacked on a safety as time expired on the way to its 24-21 win, handing the Bearcats their first loss of the season and tying Georgia for second in all-time Chick-fil-A Peach Bowl victories with four.

Score by Quarters	1st	2nd	3rd	4th	Final
(9) Georgia	7	3	0	14	24
(8) Cincinnati	7	7	7	0	21

Scoring:

First Quarter: CIN - Pierce, Alec 14 yd pass from Ridder, Desmond (Smith, Cole kick); UGA - Pickens, George 16 yd pass from Daniels, JT (Podlesny, Jack kick)

Second Quarter: UGA - Podlesny, Jack 37 yd field goal; CIN - Whyle, Josh 11 yd pass from Ridder, Desmond (Smith, Cole kick)

Third Quarter: CIN - Ford, Jerome 79 yd run (Smith, Cole kick)

Fourth Quarter: UGA - White, Zamir 9 yd run (Daniels, JT pass failed); Podlesny, Jack 32 yd field goal; Podlesny, Jack 53 yd field goal; UGA - TEAM safety

Team Statistics:

	Georgia	Cincinnati
First Downs	19	16
Rushes-Net Yards	24-45	27-99
Net Yards Passing	404	206
Passing (Comp-Att-Int)	27-39-1	24-37-0
Total Offense (Plays-Yards)	63-449	64-305
Fumbles-Lost	3-1	4-1
Penalties-Yards	6-66	11-80
Time of Possession	28:36	31:24

Individual Statistics

RUSHING

UGA - Zamir White 11-39, 1 TD; Kenny McIntosh 5-17; Kendall Milton 4-10

CIN - Jerome Ford 8-97, 1 TD; James Smith 1-9; Ryan Montgomery 1-7;

Tre Tucker 1-6

PASSING

UGA - JT Daniels 26/38, 392 yards, 1 TD, 1 INT; Stetson Bennett 1/1, 12 yards

CIN - Desmond Ridder 24/37, 206 yards, 2 TD

RECEIVING

UGA - George Pickens 7-135, 1 TD; Kenny McIntosh 5-43; John FitzPatrick 4-41; Kearis Jackson 3-47; Darnell Washington 3-46

CIN - Jayshon Jackson 5-28; Michael Young 4-59; Josh Whyle 3-35, 1 TD; Alec Pierce 3-28, 1 TD

PUNTING

UGA - Jake Camarda 5-193, 57 long

CIN - James Smith 8-352, 51 long



BowlSeason.com



@BowlSeason



@BowlSeason



/BowlSeason



/BowlSeason

SRS Distribution Las Vegas Bowl

Game Date: Dec. 30, 2021
Kickoff time (EST): 10:30 p.m.
TV & Radio Network: ESPN/Bowl Season Radio
Conference Tie-ins: Pac-12 vs. Big Ten in 2021
Mailing address: 2140 Pebble Road, Suite 200,
Las Vegas, NV 89123
(o) 702-732-3912 (fax) 702-732-4481
Website: www.lv bowl.com
Facebook: facebook.com/lv bowl
Twitter: @LasVegasBowl



Executive Director: John Saccenti
(o) 702-732-3912 (c) 702-300-3210
E-mail: john.m.saccanti@espn.com

Associate Director: David Hirsch
(o) 702-732-3912 (c) 415-370-7112
E-mail: David.Hirsch@espn.com

Media contact: Mark Wallington
(o) 702-895-4472 (c) 702-528-6291
E-mail: mark.wallington@unlv.edu
Twitter: @unlvfbid

Ticket contact: Paulette Rutledge
(o) 702-732-3912 (c) 702-279-7186
E-mail: paulette.s.tinman@espn.com

Events Coordinator: Veronica Dugan
(o) 702-732-3912 (c) 614-530-1973
E-mail: Veronica.Dugan@espn.com

Ticket prices: \$50-\$300
Tailgate/RV: Allegiant Stadium

Stadium Information: Allegiant Stadium Capacity/
Surface: 65,000/Artificial
Physical address: 3333 Al Davis Way, Las Vegas, NV 89118
Stadium contact: Michael Cox, Event Manager, 725-
780-2151
Contact for ordering phone lines: Justin Lange,
Manager of Audio, Video, & Broadcast Operations, 509-
750-6289; Press box phone: TBA / Wi-fi available

Media Credentials and Parking: Handled online at
www.lv bowl.com (<http://www.sportssystem.com/clients/LasVegasBowl/>). Applications will be accepted
between Dec. 5 and Dec. 26, 2021

Top Football Crowd in Stadium History:
62,000 2021 Raiders vs. Ravens

Top 5 Crowds in Bowl Game History:

1.	44,615	2006	BYU vs. Oregon
2.	42,213	2016	Utah vs. BYU
3.	42,178	2013	USC vs. Fresno State
4.	41,923	2010	Boise State vs. Utah
5.	40,712	2007	UCLA vs. BYU

Designated team hotels:
Pac-12 Team - Virgin Hotels Las Vegas
4455 Paradise Rd, Las Vegas, NV 89169
702-693-5000

Big Ten Team - Delano Las Vegas
3950 S Las Vegas Blvd, Las Vegas, NV 89119
877-632-5400

Designated media hotel:
Virgin Hotels Las Vegas

Local airport: McCarran International Airport; American, Delta, Southwest,
United, US Airways, Frontier, AirTran, JetBlue, Alaska Airlines, British Airways,
Air Canada, Spirit, Virgin America

Local tourism bureau: Las Vegas Convention & Visitors Authority
3150 Paradise Road, Las Vegas, NV 89109, 702-892-0711, www.lvcva.com or
www.visitlasvegas.com

Prominent area tourist attractions: Welcome to Las Vegas Sign, Fremont
Street Experience, SLOTZILLA, High Roller, Hoover Dam, Grand Canyon



John Saccenti
Executive Director



Mark Wallington
Media Contact



Rossi T. Ralenkotter
Trophy

SRS Distribution Las Vegas Bowl

DIRECTIONS

>From main arrival airport to stadium:

From McCarran Airport, go east on Las Vegas Blvd., turn left on Russell Road, which will lead to Allegiant Stadium.

>From main arrival airport to media hotel:

From Harry Reid Airport, go east on Las Vegas Blvd., turn right onto Tropicana Ave. heading east, turn left at Swenson St. Travel on Swenson (UNLV's Thomas & Mack Center will be on your right) until taking a left onto Harmon Ave. heading west. Virgin Hotels Las Vegas will be on the right.

>From media hotel to stadium:

From Virgin Hotels Las Vegas, travel toward the Strip, turn left on Las Vegas Blvd. Turn right on Russell Road, which leads to Polaris Ave. and Allegiant Stadium.

Other Trivia:

- In 1995, Toledo and Nevada played in what was the first overtime game on the FBS level. The existing OT rules were put into effect only for bowl games that season and the Rockets and Wolf Pack were the only teams that needed the extra time in the postseason, as Toledo prevailed 40-37. Overtime became standard for regular-season games the next season.

- In 2002, Katie Hnida of New Mexico became the first woman to play in an NCAA FBS game when she entered during the first quarter to attempt an extra point. The try, which was low, was blocked by UCLA during the Bruins' 27-13 victory.

- The Las Vegas Bowl commemorated its 25-year milestone in 2016 by inducting a class of four individuals into its Hall of Fame during game week. The group included Steve Jackson (Oregon State running back, 2003), Anthony Calvillo (Utah State quarterback, 1992), John Robinson (UNLV head coach, 2000) and Rossi Ralenkotter (Founding Father).

Major Media in the area:

Las Vegas Review-Journal (www.lvjr.com)

Las Vegas Sun (www.lasvegassun.com)

Associated Press (aplasvegas@ap.org)

Lotus Broadcasting (q.myers@lvradio.com)

KSNV-TV Channel 3 (NBC)

KVVU-TV Channel 5 (Fox)

KLAS-TV Channel 8 (CBS)

KTNV-TV Channel 13 (ABC)

GAME HISTORY

Date	Result	Attendance	TV Rating
Las Vegas Bowl			
12/18/92	Bowling Green 35, Nevada 34	15,476	ESPN
12/17/93	Utah State 42, Ball State 33	15,508	ESPN
12/15/94	UNLV 52, Central Michigan 24	17,562	ESPN
12/14/95	Toledo 40, Nevada 37	12,500	ESPN
12/18/96	Nevada 18, Ball State 15	10,118	ESPN
12/20/97	Oregon 41, Air Force 13	21,514	ESPN
EA Sports Las Vegas Bowl			
12/19/98	North Carolina 20, San Diego State 13	21,429	ESPN2
12/18/99	Utah 17, Fresno State 16	28,227	0.84 ESPN2
Las Vegas Bowl			
12/21/00	UNLV 31, Arkansas 14	29,113	1.60 ESPN2
SEGA Sports Las Vegas Bowl			
12/25/01	Utah 10, USC 6	30,894	4.66 ABC
12/25/02	UCLA 27, New Mexico 13	30,324	2.89 ESPN
Las Vegas Bowl			
12/24/03	Oregon State 55, New Mexico 14	25,437	1.76 ESPN
Pioneer PureVision Las Vegas Bowl			
12/23/04	Wyoming 24, UCLA 21	27,784	1.94 ESPN
12/22/05	California 35, BYU 28	40,053	2.40 ESPN
12/21/06	BYU 38, Oregon 8	44,615	1.97 ESPN
Pioneer Las Vegas Bowl			
12/22/07	BYU 17, UCLA 16	40,712	2.48 ESPN
12/20/08	Arizona 31, BYU 21	40,047	2.53 ESPN
MAACO Bowl Las Vegas			
12/22/09	BYU 44, Oregon State 20	40,018	2.58 ESPN
12/22/10	Boise State 26, Utah 3	41,923	3.78 ESPN
12/22/11	Boise State 56, Arizona State 24	35,720	2.38 ESPN
12/22/12	Boise State 28, Washington 26	33,217	3.30 ESPN
Royal Purple Las Vegas Bowl			
12/21/13	USC 45, Fresno State 20	42,178	2.2 ABC
12/20/14	Utah 45, Colorado State 10	33,067	1.6 ABC
12/19/15	Utah 35, BYU 28	42,213	2.2 ABC
12/17/16	San Diego State 34, Houston 10	29,286	2.4 ABC
12/16/17	Boise State 38, Oregon 28	36,432	2.32 ABC
Mitsubishi Motors Las Vegas Bowl			
12/15/18	Fresno State 31, Arizona State 20	37,146	2.4 ABC
Las Vegas Bowl			
12/15/19	Washington 38, Boise State 7	31,987	
12/20	Game Not Played		

SRS Distribution Las Vegas Bowl

Individual Awards:

Most Valuable Player Award

- 1992 Erick White, QB, Bowling Green
- 1993 Anthony Calvillo, QB, Utah State
- 1994 Henry Bailey, WR, UNLV
- 1995 Wasean Tait, RB, Toledo
- 1996 Mike Crawford, LB, Nevada
- 1997 Pat Johnson, WR, Oregon
- 1998 Ronald Curry, QB, North Carolina
- 1999 Mike Anderson, RB, Utah
- 2000 Jason Thomas, QB, UNLV
- 2001 Dameon Hunter, RB, Utah
- 2002 Craig Bragg, WR, UCLA
- 2003 Steven Jackson, RB, Oregon State
- 2004 Corey Bramlet, QB, Wyoming
- 2005 Marshawn Lynch, RB, California
- 2006 Jonny Hartline, TE, BYU
- 2007 Austin Collie, WR, BYU
- 2008 Willie Tuitama, QB, Arizona
- 2009 Max Hall, QB, BYU
- 2010 Kellen Moore, QB, Boise State
- 2011 Doug Martine, RB, Boise State
- 2012 Bishop Sankey, RB, Washington
- 2013 Cody Kessler, QB, USC
- 2014 Travis Wilson, QB, Utah
- 2015 Tevin Carter, DB, Utah
- 2016 Donnell Pumphrey, RB, San Diego State
- 2017 Cedrick Wilson, WR, Boise State
- 2018 Ronnie Rivers, RB, Fresno State
- 2019 Elijah Molden, DB, Washington
- 2020 Game Not Played

Memorable Games:

- 1992: Featuring the champions of the Mid-American and Big West Conferences, the inaugural game was arguably its biggest nail-biter, as Bowling Green held on to record a dramatic 35-34 victory over Nevada. The Los Angeles Times dubbed it "the most exciting bowl game of the year."
- 2006: No. 19 BYU, the first Mountain West Conference champion to play in the game, rolls past Oregon 38-8 in what is still the largest crowd to ever witness a team sporting event in the state of Nevada – 44,615, thanks to 4,100 temporary bleacher end-zone seats.
- 2011: In the final college game for the sport's all-time winningest quarterback – Boise State's Kellen Moore – the high-powered Broncos routed Arizona State in head coach Dennis Erickson's finale, 56-24, but both sides featured big plays. BSU's Doug Martin opened the game with a 100-yard kickoff return for a touchdown while ASU's Rashad Ross nearly equaled that feat by leading off the second half with a 98-yard kickoff return for a score. The third length-of-the-field play came when Sun Devil QB Brock Osweiler saw his pass attempt intercepted by Bronco DB Jamar Taylor and returned 100 yards the other way for a back-breaking highlight.

Top Individual Performances:

- Doug Martin, Boise State, RB, and Rashad Ross, RB, Arizona State, 2011 -- In a game filled with big plays, Martin and Ross had the two longest. Martin opened the game with a 100-yard kickoff return for a touchdown, while Ross opened the second half with a 98-yard kickoff return for another score. Boise State eventually had more big plays and took a 56-24 win.
- Bishop Sankey, Washington RB, 2012 -- Rushed for 205 yards and a score and also caught six passes for 74 yards, accounting for 279 of the Huskies' 447 offensive yards, but it came in a losing effort as Boise State took a 28-26 win.
- Eathyn Manumaleuna, DL, BYU, 2007 -- Broke through and blocked a field goal on the last play of the game, helping the Cougars escape with a 17-16 win over UCLA
- Willie Tuitama, QB, Arizona, 2008 -- Threw for two touchdowns and ran for another in leading the Wildcats to their first bowl win in a decade with a 31-21 win over BYU
- Travis Wilson, QB, Utah, 2014 -- Completed 17-of-26 passes for 158 yards and one touchdown and rushed for 91 yards and three scores to lead the Utes to an easy 45-10 win over Colorado State.

Most Recent Game:

The Washington Huskies sent coach Chris Petersen into retirement the same way he opened his head coaching career – with a bowl win. Washington dominated No. 19 Boise State – which Petersen earned his first bowl victory with in his first season as a head coach in 2006 – as Jacob Eason threw for 210 yards and a touchdown and Elijah Molden was named MVP after intercepting a pass and forcing a fumble, during a 38-7 victory over the Broncos. Toward the end of the game, and as Petersen made his way across the field to shake Boise State coach Bryan Harsin's hand, chants from both fan bases could be heard for the former Broncos coach. "Well, this is never about any one person. It's never about any one player. It's a team game," Petersen said. "We were excited to come to the ball game but when we saw the opponent, I was lukewarm on the opponent, just because of all the people and the connections and all those things, it is what it is. I'm just proud of these guys, I really am. I just thought (the matchup) would make it more about me, and it's never about one person, it's just not. It's about these guys playing really, really well." Which they did, as the Huskies got contributions all around in the bowl's most lopsided loss in five years. Richard Newton rushed for 69 yards with a short touchdown run and threw a touchdown pass for the Huskies, and Salvon Ahmed added two touchdown runs. Myles Bryant added an interception, and six different defenders had a tackle for loss.

SRS Distribution Las Vegas Bowl

"It was awesome, just the way this whole team played," Eason said. The Huskies wasted little time in seizing momentum by jumping out to a 17-0 halftime lead behind a methodical offense and tenacious defense that registered an interception of Hank Bachmeier's pass that was thrown up for grabs on the opening possession and easily picked off by Bryant. Andre Baccellia took a slant from Eason 17 yards into the end zone for the opening score. The Huskies extended their lead to 24-0 early in the third quarter on a 2-yard touchdown blast by Newton after Molden picked off a screen pass by Bachmeier. Jaylon Henderson, who replaced Bachmeier in the second half after the freshman threw his second interception, threw for 48 yards and a touchdown for the Broncos, who lost for the first time in five appearances in the Las Vegas Bowl. Bachmeier, who started the first seven games before sustaining a hip injury against Hawaii, was 15 of 26 for 119 yards.

Score by Quarters	1st	2nd	3rd	4th	Final
Boise State	0	0	7	0	7
Washington	7	10	7	14	38

Scoring:

First Quarter: UW – A. Baccellia 17-Yd pass from Jacob Eason (Peyton Henry Kick);

Second Quarter: UW – Salvon Ahmed 8-Yd run (Henry kick); UW – Henry 32-Yd field goal

Third Quarter: UW – Richard Newton 2-Yd run (Henry kick); BSU – George Holani 10-Yd pass from J. Henderson (Eric Sachse kick)

Fourth Quarter: UW – Terrell Bynum 13-Yd pass from Richard Newton (Henry kick); UW – Ahmed 12-Yd run (Henry kick)

Team Statistics:	BSU	UW
First Downs	16	22
Rushes-Net Yards	22-78	35-118
Net Passing Yards	188	223
Passing (Comp-Att-Int)	21-37-2	23-33-0
Total Plays	59	68
Total Net Yards	260	341
Fumbles Lost	1	0
Penalties-Yards	3-25	1-10
Time of Possession	25:54	34:06

Individual Statistics

RUSHING

BSU – George Halani 11-35, Hank Bachmeier 2-20, J. Henderson 3-16, J. Hightower 3-12, Robert Mahone 2-5, Khalil Shakir 2-(-5)

UW – Richard Newton 15-69 1 TD, Salvon Ahmed 6-20 2 TD, C. McClather 1-18, K. Pleasant 2-14, Sean McGrew 3-6, Cameron Davis 1-(-1), Jacob Eason 6-(-8)

PASSING

BSU – Hank Bachmeier 15-26-2, 119, 0 TD, J. Henderson 5-10-0, 48 1 TD

UW – Jacob Eason 22-32-0, 210, 1 TD, Richard Newton 1-1-0, 13, 1 TD

RECEIVING

BSU – Khalil Shakir 3-38, Octavios Evans 3-36, George Holani 3-27 1 TD, CT Thomas 3-23, J. Hightower 3-20, Stefan Cobbs 2-13, John Bates 1-20, G. Collingham 1-7, A. Van Buren 1-4, Matt Pistone 1-0

UW – Terrell Bynum 5-67 1 TD, Aaron Fuller 5-29, A. Baccellia 3-34 1 TD, Sean McGrew 3-25, Cade Otton 3-14, Salvon Ahmed 2-26, Marquis Spiker 1-26, C. McClatcher 1-2

PUNTING

BSU – Joel Velazquez 5-36.6, 41 long UW – Joel Whitford 3-47.3, 54 long

College Football Semifinal at Capital One Orange Bowl

Game Date: Dec. 31, 2021

Kickoff time (EST): 3:30 or 7:30 p.m.

TV & Radio Network: ESPN

Conference Tie-ins: ACC vs. Big Ten/SEC/ND (non-semifinal year)

Mailing address: 14360 NW 77th Court,
Miami Lakes, FL 33016

(o) 305-341-4700 (fax) 305-341-4750

Website: www.orangebowl.org

Facebook: facebook.com/OrangeBowl

Twitter: www.twitter.com/OrangeBowl



Chief Executive Officer: Eric L. Poms

(o) 305-341-4700 (c) N/A

E-mail: epoms@orangebowl.org

Media contact: Mike Liotta, Director, Communications

(o) 305-341-4738

Email: mliotta@orangebowl.org

Ticket contact: Tyler Heinkel, Director,

Ticket Sales and Service

theinkel@orangebowl.org

305-341-4796

Team host contact: Jason Lowry, Manager,

Team Operations, (o) 305-341-4700 (c) N/A

E-mail: jlowry@orangebowl.org

Ticket prices: \$125-\$325

Parking: Public parking \$50/RV, bus and limo \$200

Stadium Information: Hard Rock Stadium

Capacity/Surface: 65,296 / Grass

Physical address: 347 Don Shula Drive, Miami Gardens, FL 33056

Stadium contact: Todd Boyan, 305-943-8000

Contact for ordering phone lines: telco@dolphins.com

Press box phone: 305-943-8050 / Wi-fi available

Media Credentials and Parking: www.orangebowl.org/pressbox

Top Football Crowd in Stadium History:

80,120 2013 Alabama vs. Notre Dame
(BCS National Championship)



Eric L. Poms
Chief Executive
Officer



Mike Liotta
Media Contact

Top 5 Crowds in Bowl Game History:

1. 81,753 1995 Nebraska vs. Miami
2. 81,536 1994 Florida State vs. Nebraska
3. 81,191 1989 Notre Dame vs. Colorado
4. 80,699 1971 Nebraska vs. LSU
5. 80,307 1976 Oklahoma vs. Michigan

(all top bowl crowds at Orange Bowl Stadium)



**Championship
Trophy**

This Year's Bowl Activities (Tentative Schedule):

Date / Event	Place	Time
Sunday, December 26, 2021		
Home Team Arrival	Ft. Lauderdale Intl Airport	TBD
Visiting Team Arrival	Miami Intl Airport	TBD
Student-Athletes Charity Outing	TBD	7:00 p.m.
Monday, December 27, 2021		
Coordinator and Student-Athlete Press Conferences	Le Meridien Dania Beach	8:00 a.m.
Visiting Team Beach Outing	TBD	2:00 p.m.
Home Team Dinner Outing	TBD	6:30 p.m.
Tuesday, December 28, 2021		
Coordinator and Student-Athlete Press Conferences	Le Meridien Dania Beach	8:00 a.m.
Home Team Beach Outing	TBD	2:00 p.m.
Visiting Team Dinner Outing	TBD	6:30 p.m.
Wednesday, December 29, 2021		
Media Day	Hard Rock Stadium	10:00 a.m.
Thursday, December 30, 2021		
Head Coaches Press Conference	Le Meridien Dania Beach	8:30 a.m.
AvMed Orange Bowl Coaches Luncheon	Jungle Island	11:00 a.m.
Media Party	TBD	TBD
Friday, December 31, 2021		
Capital One Orange Bowl Fan Fest	Hard Rock Stadium	10:30 a.m. or 2:30 p.m.
Playoff Semifinal at the Capital One Orange Bowl	Hard Rock Stadium	3:30 p.m. or 7:30 p.m.

Designated team hotels:

ACC Team -- Diplomat Hotel
3555 South Ocean Drive
Hollywood, FL 33019
(954) 602-6000

Opponent-- Intercontinental Miami
100 Chopin Plaza
Miami FL, 33131
(305) 577-1000

College Football Semifinal at Capital One Orange Bowl

Designated media hotel:

Le Méridien Dania Beach at Fort Lauderdale Airport, 1825 Griffin Rd, Dania Beach, FL 33004 (no media headquarters; room rate available)

Local airports: Miami International Airport (Serviced by more than 60 airlines)

Ft. Lauderdale-Hollywood International Airport (Serviced by more than 25 airlines)

Local tourism bureaus:

Greater Miami and the Beaches, 701 Brickell Ave., Miami, FL 33131, 305-539-3000, media@gmcbv.com

Miami Beach Visitor and Convention Authority, 1701 Meridian Avenue, Suite 402A, Miami Beach, FL 33139, 305-673-7050, media@miamibeachvca.com

Greater Fort Lauderdale Convention and Visitors Bureau, 100 E. Broward Blvd., Suite 200, Ft. Lauderdale, FL 33301, 954-765-4466, gflcvb@broward.org

Prominent area tourist attractions:

FLA Live Arena, Everglades National Park, Jungle Island, Miami Beach, Zoo Miami, Miami Seaquarium, Seminole Hard Rock Hotel, FTX Arena, Marlins Park

DIRECTIONS

>From Miami International Airport to stadium:

Exit the Miami airport toward SR-112, take 112 to I-95 North toward Fort Lauderdale, take exit toward Florida

Turnpike/Florida 826, get on the Turnpike and take Exit 2X to reach Hard Rock Stadium.

>From Fort Lauderdale International Airport to stadium:

Exit the Fort Lauderdale airport toward I-595 West, exit onto Florida's Turnpike South toward Miami, follow signs to

Miami and take Exit 2X to reach Hard Rock Stadium.

>From Miami International Airport to media hotel:

Exit the Miami airport toward SR-112, take 112 to I-95 North toward Fort Lauderdale, follow

Exit for I-595 East toward Fort Lauderdale-Hollywood International Airport, follow I-595

to Exit for U.S. 1 North/Federal Highway, take U.S. 1 North to SE 17th St. and turn right, go approximately 3/4 mile and make a U-turn at Eisenhower Blvd., hotel will be on the right.

>From Fort Lauderdale International Airport to media hotel:

Follow signs out of Fort Lauderdale airport for U.S. 1 North, take U.S. 1 North to SE 17th St. and turn right. Go approximately 3/4 mile and make a U-turn at Eisenhower Blvd., hotel will be on the right.

>From media hotel to stadium:

Turn LEFT from hotel parking lot and merge onto the Florida Turnpike West. Follow Florida's Turnpike to Turnpike Access in Miami Gardens and take exit 2X to the stadium

Other Trivia:

- In the remaining years that the Capital One Orange Bowl does not host a College Football Playoff Semifinal as part of the 12-year CFP deal, the Capital One Orange Bowl will feature the ACC champion (or a replacement if the champion is in the CFP) against the highest-ranked available non-conference champion from the Big Ten or SEC or Notre Dame.

- In 1935, the first wire photo ever transmitted across the U.S. was from the first Orange Bowl game. It was transmitted by the Associated Press.

- The Orange Bowl is tied for the second-oldest bowl game in NCAA history, behind only the Rose Bowl, with its first game on Jan. 1, 1935.

- The 1965 Orange Bowl was the first major bowl game to be televised entirely in prime time.

- 2021 was the 21st time South Florida hosted a national champion or national championship game. A total of 21 Heisman Trophy winners have played in games hosted by the Orange Bowl.

Major Media in the area:

Miami Herald

South Florida Sun-Sentinel

Palm Beach Post

WQAM-AM 560 Sports Talk Radio

WAXY-AM 790 Sports Talk Radio

WMEN-AM 640 Sports Talk Radio

ESPN West Palm (106.3 FM)

WINZ-AM 940 Sports Talk Radio

WFOR-TV 4 (CBS)

WTVJ-TV 6 (NBC)

WSVN-TV 7 (Fox)

WPLG-TV 10 (ABC)

WPTV-TV 6 (NBC-West Palm Beach)

WPEC-TV 12 (CBS-West Palm Beach)

WLTV-TV 23 (Univision)

WPBF-TV 25 (ABC-West Palm Beach)

WFLX-TV 29 (Fox-West Palm Beach)

WSCV-TV 51 (Telemundo)

GAME HISTORY

Date	Result	Attendance	Date	Result	Attendance
1/1/35	Bucknell 26, Miami 0	5,134	1/1/35	Bucknell 26, Miami 0	5,134
1/1/36	Catholic 20, Mississippi 19	6,568	1/1/36	Catholic 20, Mississippi 19	6,568
1/1/37	Duquesne 13, Mississippi State 12	9,210	1/1/37	Duquesne 13, Mississippi State 12	9,210
1/1/38	Auburn 6, Michigan State 0	18,972	1/1/38	Auburn 6, Michigan State 0	18,972
1/1/39	Tennessee 17, Oklahoma 0	32,191	1/1/39	Tennessee 17, Oklahoma 0	32,191
1/1/40	Georgia Tech 21, Missouri 7	29,278	1/1/40	Georgia Tech 21, Missouri 7	29,278
1/1/41	Mississippi State 14, Georgetown 7	29,554	1/1/41	Mississippi State 14, Georgetown 7	29,554
1/1/42	Georgia 40, TCU 26	35,786	1/1/42	Georgia 40, TCU 26	35,786
1/1/43	Alabama 37, Boston College 21	25,166	1/1/43	Alabama 37, Boston College 21	25,166
1/1/44	LSU 19, Texas A&M 14	25,203	1/1/44	LSU 19, Texas A&M 14	25,203
1/1/45	Tulsa 26, Georgia Tech 12	23,279	1/1/45	Tulsa 26, Georgia Tech 12	23,279
1/1/46	Miami 13, Holy Cross 6	35,709	1/1/46	Miami 13, Holy Cross 6	35,709
1/1/47	Rice 8, Tennessee 0	36,152	1/1/47	Rice 8, Tennessee 0	36,152
1/1/48	Georgia Tech 20, Kansas 14	59,578	1/1/48	Georgia Tech 20, Kansas 14	59,578

College Football Semifinal at Capital One Orange Bowl

GAME HISTORY

Date	Result	Attendance	TV Rating
1/1/71	Nebraska 17, LSU 12	80,699	24.5 NBC
1/1/72	Nebraska 38, Alabama 6	78,151	28 NBC
1/1/73	Nebraska 40, Notre Dame 6	80,010	24.5 NBC
1/1/74	Penn State 16, LSU 9	60,477	24.2 NBC
1/1/75	Notre Dame 13, Alabama 11	71,801	28.8 NBC
1/1/76	Oklahoma 14, Michigan 6	80,307	27.9 NBC
1/1/77	Ohio State 17, Colorado 10	65,537	21.7 NBC
1/1/78	Arkansas 31, Oklahoma 6	60,987	27.7 NBC
1/1/79	Oklahoma 31, Nebraska 24	66,365	22.8 NBC
1/1/80	Oklahoma 24, Florida State 7	66,714	25.1 NBC
1/1/81	Oklahoma 18, Florida State 17	71,043	24.1 NBC
1/1/82	Clemson 22, Nebraska 15	72,748	18 NBC
1/1/83	Nebraska 21, LSU 20	54,407	8.9 NBC
1/1/84	Miami 31, Nebraska 30	72,549	23.5 NBC
1/1/85	Washington 28, Oklahoma 17	56,294	16.9 NBC
1/1/86	Oklahoma 25, Penn State 10	74,178	21.3 NBC
1/1/87	Oklahoma 42, Arkansas 8	52,717	16 NBC
1/1/88	Miami 20, Oklahoma 14	74,178	20.8 NBC

FedEx Orange Bowl

1/1/89	Miami 23, Nebraska 3	79,480	11.3 NBC
1/1/90	Notre Dame 21, Colorado 6	81,191	18.5 NBC
1/1/91	Colorado 10, Notre Dame 9	77,062	18.3 NBC
1/1/92	Miami 22, Nebraska 0	77,747	11 NBC
1/1/93	Florida State 27, Nebraska 14	57,324	4.1 NBC
1/1/94	Florida State 18, Nebraska 16	81,536	18 NBC
1/1/95	Nebraska 24, Miami 17	81,753	18.9 NBC
1/1/96	Florida State 31, Notre Dame 26	72,198	12.5 CBS
12/31/96	Nebraska 41, Virginia Tech 21	63,297	7.8 CBS
1/2/98	Nebraska 41, Tennessee 17	74,002	13.3 CBS
1/2/99	Florida 31, Syracuse 10	67,919	8.4 ABC
1/2/00	Michigan 35, Alabama 34 (OT)	70,461	11.4 ABC
1/3/01	Oklahoma 13, Florida State 2	76,835	17.8 ABC
1/2/02	Florida 56, Maryland 23	73,640	9.5 ABC
1/2/03	USC 38, Iowa 17	75,971	9.7 ABC
1/1/04	Miami 16, Florida State 14	76,739	9.1 ABC
1/4/05	USC 55, Oklahoma 19	77,912	13.7 ABC
1/3/06	Penn State 26, Florida State 23 (OT)	77,773	12.3 ABC
1/2/07	Louisville 24, Wake Forest 13	74,470	7.0 Fox
1/3/08	Kansas 24, Virginia Tech 21	74,111	7.4 Fox
1/1/09	Virginia Tech 20, Cincinnati 7	73,602	5.4 Fox
1/4/10	Iowa 24, Georgia Tech 14	66,131	6.8 Fox

Discover Orange Bowl

1/3/11	Stanford 40, Virginia Tech 12	65,453	6.8 ESPN
1/4/12	West Virginia 70, Clemson 33	67,563	4.6 ESPN
1/1/13	Florida State 31, Northern Illinois 10	72,073	6.1 ESPN
1/3/14	Clemson 40, Ohio State 35	72,080	6.8 ESPN

Capital One Orange Bowl

12/31/14	Georgia Tech 49, Mississippi State 34	58,211	5.0 ESPN
----------	---------------------------------------	--------	----------

College Football Playoff Semifinal at the Capital One Orange Bowl

12/31/15	Clemson 37, Oklahoma 17	67,615	9.7 ESPN
----------	-------------------------	--------	----------

Capital One Orange Bowl

12/30/16	Florida State 33, Michigan 32	67,432	6.2 ESPN
12/30/17	Wisconsin 34, Miami 24	65,032	6.3 ESPN

College Football Playoff Semifinal at the Capital One Orange Bowl

12/29/18	Alabama 45, Oklahoma 34	66,203	10.4 ESPN
----------	-------------------------	--------	-----------

Capital One Orange Bowl

12/30/19	Florida 36, Virginia 28	65,157	6.1 ESPN
1/2/21	Texas A&M 41, North Carolina 27	13,737 (COVID-19)	7.6 ESPN

Individual Awards:

Most Outstanding Player

1965 – Joe Namath, Alabama; 1966 – Steve Sloan, Alabama; 1967 – Larry Smith, Florida; 1968 – Bob Wormack, Oklahoma; 1969 – Donnie Shanklin, Kansas; 1983 – Turner Gill, Nebraska, Dave Rimington, Nebraska; 1986 – Sonny Brown, Oklahoma, Tim Lashar, Oklahoma; 1988 – Bernard Clark, Miami, Darrell Reed, Oklahoma; 1990 – Raghib Ismail, Miami, Darian Hagan, Colorado; 1993 – Charlie Ward, Florida State, Corey Dixon, Nebraska; 1994 – Charlie Ward, Florida State, Tommie Frazier, Nebraska; 1995 – Tommie Frazier, Nebraska, Chris T. Jones, Miami; 1996 – Andre Cooper, Florida State, Derrick Mayes, Notre Dame; December 1996 – Damon Benning, Nebraska, Ken Oxendine, Virginia Tech; 1998 – Ahman Green, Nebraska, Jamal Lewis, Tennessee; 1999 – Travis Taylor, Florida; 2000 – David Terrell, Michigan; 2001 – Torrance Marshall, Oklahoma; 2002 – Taylor Jacobs, Florida; 2003 – Carson Palmer, USC; 2004 – Jarrett Payton, Miami; 2005 – Matt Leinart, USC; 2006 – Willie Reed, Florida State; 2007 – Brian Brohm, Louisville; 2008 –Aqib Talib, Kansas; 2010 – Adrian Clayborn, Iowa; 2011 – Andrew Luck, Stanford; 2012 – Geno Smith, West Virginia; 2013 – Lonnie Pryor, Florida State; 2014 – Sammy Watkins, Clemson; 2014 – Justin Thomas, Georgia Tech; 2016 – Dalvin Cook, Florida State; 2017– Alex Hornibrook, Wisconsin; 2018 - Tua Tagovailoa, Alabama; 2019 – La'Mical Perine, Florida; Devon Achane, Texas A&M.

Offensive Most Outstanding Player

1970 – Chuck Burkhart, Penn State; 1971 – Jerry Tagge, Nebraska; 1972 – Jerry Tagge, Nebraska; 1973 – Johnny Rodgers, Nebraska; 1974 – Tom Shuman, Penn State; 1975 – Wayne Bullock, Notre Dame; 1976 – Steve Davis, Oklahoma; 1977 – Rod Gerald, Ohio State; 1978 – Roland Sales, Arkansas; 1979 – Billy Sims, Oklahoma; 1980 – J.C. Watts, Oklahoma; 1981 – J.C. Watts, Oklahoma; 1982 – Homer Jordan, Clemson; 1984 – Bernie Kosar, Miami; 1985 – Jacque Robinson, Washington; 1987 – Spencer Tillman, Oklahoma; 1989 – Steve Walsh, Miami; 1991 – Charles Johnson, Colorado; 1992 – Larry Jones, Miami; 2009 (BCSNCG) – Tim Tebow, Florida; 2013 (BCSNCG) – Eddie Lacy, Alabama; 2015 -- DeShaun Watson, Clemson; 2018 - Tua Tagovailoa, Alabama.

Defensive Most Outstanding Player

1970 – Mike Reid, Penn State; 1971 – Willie Harper, Nebraska; 1972 – Rich Glover, Nebraska; 1973 – Rich Glover,

College Football Semifinal at Capital One Orange Bowl

Nebraska; 1974 – Randy Crowder, Penn State; 1975 – Leroy Cook, Alabama; 1976 – Lee Roy Selmon, Oklahoma; 1977 – Tom Cousineau, Ohio State; 1978 – Reggie Freeman, Arkansas; 1979 – Reggie Kinlaw,Oklahoma; 1980 – Bud Herbert, Oklahoma; 1981 – Jarvis Coursey, Florida State; 1982 – Jeff Davis, Clemson; 1984 – Jack Fernandez, Miami; 1985 – Ron Holmes, Washington; 1987 – Dante Jones, Oklahoma; 1989 – Charles Fryar, Nebraska; 1991 – Chris Zorich, Notre Dame; 1992 – Tyrone Legette, Nebraska; 2009 (BCSNCG) – Carlos Dunlap, Florida; 2013 (BCSNCG) – C. J. Mosley, Alabama; 2015 -- Ben Boulware, Clemson; 2018 - Xavier McKinney, Alabama.

Memorable Games:

1965: In the first night game in Orange Bowl history, Texas upset No. 1-ranked Alabama 21-17, stopping 'Bama quarterback Joe Namath inches short of the goal line on a crucial fourth down play late in the game. Namath, who didn't start due to a knee injury, passed for 255 yards and two TDs to earn MVP honors. Alabama was still named national champion.

1984: In what is considered one of the greatest games in college football history,Miami won its first national championship, defeating top- ranked Nebraska 31-30 when the Cornhuskers missed on a two-point conversion with 0:48 remaining. Nebraska had rallied from a 17-0 first quarter deficit.

1991: Colorado earned its first national championship 10-9 over Notre Dame, when ND's Raghib "Rocket" Ismail had a 91-yard punt return for a touchdown nullified by a late clipping penalty with just 43 seconds remaining.

1994: Bobby Bowden and Florida State earned their first national championship 18-16 over Nebraska when true freshman Scott Bentley kicked a 22-yard field goal with :21 remaining. However, the game wasn't over until Nebraska's 45-yard field goal try sailed wide left with :01 left.

2011: The West Virginia Mountaineers rode a record-breaking offensive performance by quarterback Geno Smith, who grew up playing in the Orange Bowl Youth Football Alliance, to defeat the Clemson Tigers 70-33. The Mountaineers' 70 points set an all-time bowl record while Smith's six touchdown passes and Tavon Austin's four touchdown receptions both set Orange Bowl records and tied all-time bowl records.

Top Individual Performances:

Frank Sinkwich, QB, Georgia, 1942 -- Passed for three touchdowns and ran for another to lead Georgia to a 40-26 win over TCU. The future Heisman Trophy winner chalked up 355 yards of total offense, a bowl record that stood until 2012.

Lee Roy Jordan, LB, Alabama, 1963 -- Recorded an incredible 31 tackles as Alabama shut out Oklahoma 17-0 in front of President John F. Kennedy, one of five presidents to have attended an Orange Bowl game.

Johnny Rodgers, RB/WR, Nebraska, 1973 -- Ran for three touchdowns, caught a touchdown pass and threw for another to account for five scores in just three quarters as Nebraska took a 40-6 win over Notre Dame in Bob Devaney's final game as Nebraska coach.

Geno Smith, QB, and Tavon Austin, WR, West Virginia, 2012 -- Smith's six touchdown passes and Austin's four receiving touchdowns tied all-time bowl records in leading WVU to an all-time bowl record 70-point outburst. Smith, who also rushed for a touchdown, threw for an Orange Bowl record 407 yards.

Sammy Watkins, WR, Clemson, 2014 -- Set Orange Bowl records with 16 receptions, tied for the fifth most in NCAA bowl history, and 227 yards gained receiving, and also scored twice as Clemson beat Ohio State 40-35.

Last Year's Game:

Devon Achane led the way for Texas A&M, rushing for 140 yards and 2 touchdowns en route to a 41-27 win over the North Carolina Tar Heels in the Capital One Orange Bowl. Achane finished with 164 all-purpose yards, racking up 140 yards rushing on 12 carries and two touchdowns, while also compiling 24 yards receiving on two receptions. Texas A&M (9-1) also had a solid game as a team on the ground. Running back Isaiah Spiller carried the ball 11 times for 50 yards and an additional two touchdowns while quarterback Kellen Mond added 11 carries for 36 yards and another touchdown. With the win, Texas A&M claimed its first Orange Bowl victory in only its second appearance. The only other appearance was in the 1944 loss to LSU.

Score by Quarters	1st	2nd	3rd	4th	Final
Texas A&M	7	10	0	24	41
North Carolina	3	10	7	7	27

Scoring:

- First Quarter: TAMU: Spiller, 9-yard run (Small kick); UNC: Atkins, 29-yard field goal
- Second Quarter: UNC: Atkins, 32-yard field goal; TAMU: Small, 25-yard field goal; UNC: Newsome, 28-yard pass from Howell (Atkins kick); TAMU: Spiller, 3-yard run (Small kick)
- Third Quarter: UNC: Downs, 10-yard pass from Howell (Atkins kick)
- Fourth Quarter: TAMU: Small, 23-yard field goal; UNC: Downs, 75-yard pass from Howell (Atkins kick); TAMU: Mond, 4-yard run (Small kick); TAMU: Achane, 76-yard run (Small kick); TAMU: Achane, 1-yard run (Small kick)

Team Statistics:	TAMU	UNC
First Downs	19	18
Rushing Attempts	35	34
Rushing Yards	225	90
Passes Attempted	26	31
Passes Completed	16	18
Had Intercepted	0	1
Passing Yards	232	234
Total Offense	457	324
Punting/Avg.	5/42.0	4/43.8
Fumbles/Lost	0/0	0/0
Penalties/Yards	9/87	5/38

Individual Statistics

RUSHING

Texas A&M: Devon Achane 12-140, 2 TD; Isaiah Spiller 11-50, 2 TD; Kellen Mond 11-36, 1 TD; North Carolina: British Brooks 15-53; Sam Howell 12-25; Josh Henderson 6-15; Josh Downs 1-(-3)

PASSING

Texas A&M: Kellen Mond 16/26, 232 yards North Carolina: Sam Howell 18/31, 234 yards, 3 TD, 1 INT

RECEIVING

Texas A&M: Ainiias Smith 6-125; Hezekiah Jones 2-33; Chase Lane 1-27; Devon Achane 2-24; Isaiah Spiller 3-21; Jalen Wydermyer 1-4 North Carolina: Josh Downs 4-91; Dazz Newsome 6-68; Khafre Brown 2-40; Garrett Walston 4-32; Josh Henderson 1-2; Antoine Green 1-1

College Football Semifinal at Goodyear Cotton Bowl Classic

Game Date: Dec. 31, 2021
Kickoff time (Central): 2:30 or 6:30 p.m.
TV & Radio Network: ESPN / ESPN Radio
Conference Tie-ins: New Year's Six
Mailing address: One AT&T Way, Arlington, TX 76011
(o) 817-892-4800 (fax) 817-892-4810
Website: www.goodyearcottonbowl.com
Facebook: cottonbowlgame
Twitter: @CottonBowlGame
Instagram: @CottonBowl



President/CEO: Rick Baker
(o) 817-892-4800 (c) N/A
E-mail: rick@cottonbowl.com
Media contact: Scottie Rodgers, Director of Communications
(o) 817-892-4816 (c) 609-903-1416
E-mail: scottie@cottonbowl.com
Ticket contact: Amy Scott, Vice President of Ticket Sales & Services, (o) 817-892-4806
E-mail: amy@cottonbowl.com



Rick Baker
President/CEO

Staff: Marty MacInnis, Chief Operating & Financial Officer
(o) 817-892-4802, marty@cottonbowl.com
Michael Konradi, Chief Marketing Officer
(o) 817-892-4804 (c) 214-212-8112, michael@cottonbowl.com
(additional media contact)
Nancy Mills, Vice President of Executive Services
(o) 817-892-4805, nancy@cottonbowl.com
Kelly Newell, Vice President of Creative & Guest Services
(o) 817-892-4807, kelly@cottonbowl.com
David Waller, Director of Stadium & Football Operations
(o) 817-892-4813 (c) 325-762-5086, david@cottonbowl.com
Rachel Herman, Guest Services Manager
(o) 817-892-4814 (c) 512-431-4684, rachel@cottonbowl.com
Cathy Luetje, Media Operations Manager
(o) 817-892-4814 (c) 214-244-7015, cathy@cottonbowl.com
Charlie Fiss, Historian
(o) 817-892-4803 (c) 214-549-8165, charlie@cottonbowl.com
Lisa Fortenberry, Director of Pageantry
(c) 972-757-8505, lisa@cottonbowl.com



Scottie Rodgers
Media Contact

Team host contact: N/A
Ticket prices: \$150, \$250, \$350; Parking: \$50
Tailgate/RV: Amy Scott, 817-892-4806, amy@cottonbowl.com
Stadium Information: AT&T Stadium
Capacity/Surface: 80,000 / Matrix artificial turf
Physical address: One AT&T Way, Arlington, TX 76011
Stadium contact: TBD
Contact for ordering phone lines: Jered McNiel, 817-892-4122, jmcniel@dallascowboys.net
Press box phone: 817-892-5631 / Wi-fi available
Media Credentials and Parking: Online through SportsSystems: www.sportssystems.com/ATTStadiumCFB.
Credentials may be claimed in person beginning Tuesday, Dec. 28.



Field Scovell Trophy

Top Football Crowd in Stadium History (college):
90,413 2012 Alabama vs. Michigan (AdvoCare Classic)
Top 5 Crowds in Bowl Game History:
1. 88,175 2009 Ole Miss vs. Texas Tech (Cotton Bowl Stadium)
2. 87,025 2013 Texas A&M vs. Oklahoma (AT&T Stadium)
3. 83,514 2011 LSU vs. Texas A&M (AT&T Stadium)
4. 82,812 2016 Michigan State vs. Alabama (AT&T Stadium)
5. 80,956 2012 Kansas State vs. Arkansas (AT&T Stadium)
(games played at Cotton Bowl Stadium 1937-2009; AT&T Stadium 2010-present)

This Year's Bowl Activities (Tentative Schedule):

Date / Event	Place	Time
Sunday, December 26		
Higher Seed Team Arrival/Media Availability	Hilton Anatole (Atrium)	TBD
Lower Seed Team Arrival/Media Availability	Gaylord Texan (Vineyard Tower)	TBD
Monday, December 27		
Higher Seed Team Hospital Visit	Texas Scottish Rite Hospital	9:30-10:30 a.m.
Lower Seed Team News Conference, Offense	AT&T Stadium	9:00-9:50 a.m.
Lower Seed Team Practice (First 15 Minutes Open to Media)	AT&T Stadium	10:00 a.m.-1:00 p.m.
Higher Seed Team News Conference, Defense	AT&T Stadium	12:30-1:20 p.m.
Higher Seed Team Practice (First 15 Minutes Open to Media)	AT&T Stadium	1:30-4:30 p.m.
Media Hospitality	Omni Dallas (Trinity Ballroom)	4:00 p.m.-Midnight
Tuesday, December 28		
Media Hospitality	Omni Dallas (Trinity Ballroom)	8:00 a.m.-12:00a.m.
Media Credential Distribution	Omni Dallas (Trinity Foyer)	8:00 a.m.-5:00 p.m.
Lower Seed Team News Conference, Defense	AT&T Stadium	9:00-9:50 a.m.
Lower Seed Team Practice (First 15 Minutes Open to Media)	AT&T Stadium	10:00 a.m.-1:00 p.m.

College Football Semifinal at Goodyear Cotton Bowl Classic

Higher Seed Team News Conference, Offense	AT&T Stadium	12:30-1:20 p.m.
Higher Seed Team Practice (First 15 Minutes Open to Media)	AT&T Stadium	1:30-4:30 p.m.
Lower Seed Team Hospital Visit	Children's Medical Center	2:30-3:30 p.m.

Wednesday, December 29

Media Hospitality	Omni Dallas (Trinity Ballroom)	8:00 a.m.-Midnight
Media Credential Distribution	Omni Dallas (Trinity Foyer)	8:00 a.m.-5:00 p.m.
Higher Seed Team Media Day	AT&T Stadium	8:00-8:45 a.m.
Lower Seed Team Media Day	AT&T Stadium	9:15-10:00 a.m.
Lower Seed Team Practice (Closed)	AT&T Stadium	10:30 a.m.-1:30 p.m.
Higher Seed Team Practice (Closed)	AT&T Stadium	2:00-5:00 p.m.

Thursday, December 30

Media Hospitality	Omni Dallas (Trinity Ballroom)	7:00 a.m.-Midnight
Media Credential Distribution	Omni Dallas (Trinity Foyer)	7:00 a.m.-5:00 p.m.
Head Coaches News Conference	Omni Dallas (Dallas Ballroom)	8:00-8:30 a.m.
Goodyear Big Cotton Brunch	Hilton Anatole (Chantilly Ballroom)	9:30-11:00 a.m.
Photographers & Field Level Logistics Meeting	Virtual	11:30 a.m.-12:30 p.m.
Lower Seed Team Practice (Closed)	AT&T Stadium	11:30 a.m.-1:30 p.m.
Higher Seed Team Practice (Closed)	AT&T Stadium	2:00-4:00 p.m.
Texas Nights Party	TBD	7:00-10:00 p.m.

Friday, December 31

Media Hospitality	Omni Dallas (Trinity Ballroom)	8:00 a.m.-TBD
Media Credential Distribution	Omni Dallas (Trinity Foyer)	8:00 a.m.-TBD
Media Credential Distribution	AT&T Stadium (North Box Office)	TBD
CFP Semifinal at the 86th Goodyear Cotton Bowl Classic	AT&T Stadium	2:30 or 6:30 p.m.
Presentation of Trophies	AT&T Stadium	End of the Game
Postgame News Conferences	AT&T Stadium/Virtual	After the Game
Postgame Media Meal	AT&T Stadium	After the Game

Designated team hotels:

Visiting Team– Gaylor Texan
1501 Gaylord Trail, Grapevine, TX 76051
817-778-1000

Home Team– Hilton Anatole
2201 N. Stemmons Frwy, Dallas, 75207
214-748-1200

Designated media hotel:

Omni Dallas Hotel
555 S. Lamar Avenue
Dallas, TX 75202
Hotel Switchboard: 214-744-6664
Media Headquarters: 972-401-0061

(NOTE: Media reservations must be made through online credential registration process. Contact Scottie Rodgers, 817-892-4816 or scotttie@cottonbowl.com.)

Local airports: Dallas-Fort Worth International Airport (DFW): American, American Eagle, Delta, Frontier, United, AeroMexico, Alaska Airlines, Air Canada, British Airways, JetBlue, Spirit, Sun Country
Love Field (DAL): Southwest Airlines, Virgin America Airlines, United Airlines, Seaport Airlines and Delta Airlines.

Local tourism bureau: Experience Arlington/Arlington Convention & Visitors Bureau, Matt Wilson, Vice President, Sports & Events, 817-704-7585, matt@arlington.org

Prominent area tourist attractions:

AAT&T Stadium, Six Flags Over Texas, Fort Worth Stockyards, Sundance Square, Fort Worth Museum District, Fort Worth Zoo, Dallas Arts District, Dallas World Aquarium, Dallas Zoo, Sixth Floor Museum, Perot Museum of Nature & Science

DIRECTIONS

>From main arrival airport to media hotel:

Depart DFW airport South Exit. Follow Hwy. 183 East to Dallas. Merge with I-35E South. Proceed on I-35 E toward downtown Dallas. Follow signs to Texarkana. Move into right lane and exit at Lamar. Exit Omni Dallas and turn left onto Lamar Street. Proceed on Lamar Street. Continue on Lamar, pass underneath the Dallas Convention Center, then turn left into the main entrance of the Omni Dallas.

>From media hotel to stadium:

Exit Omni Dallas and turn left onto Lamar Avenue. Proceed on Lamar and then turn left onto Elm Street. Follow signs to connect with I-35E South. Once on I-35 E, exit quickly onto I-30 West to Fort Worth. Proceed on I-30 West for 18 miles. Exit onto Ballpark Way/AT&T Way/Baird's Farm Road (Exit 29), follow access road to stoplight and turn left onto AT&T Way. Turn right onto Randol Mill Road, turn left at the stoplight of Cedarland Plaza and E. Randol Mill Rd., into the stadium's main entrance at Lots 1 & 2. Media parking is traditionally Lot 3 or Lot 10. Lot 3 is to the left of the main entrance. Lot 10 is to the right of the main entrance. For practice days, from I-30 West, exit onto Ballpark Way/AT&T Way/Baird's Farm Road (Exit 29), follow access road to stoplight and turn left onto AT&T Way. At the stoplight, proceed through Randol Mill Road, then turn right into Lot 5 and park on south side of AT&T Stadium (enter for practice through Employee Entrance, located to the right of Entry E).

Other Trivia:

- In January 1936, Dallas oilman J. Curtis Sanford established the Cotton Bowl Classic, the first game was played on Jan. 1, 1937, when TCU beat Marquette 16-6.
- The last Classic played at Cotton Bowl Stadium was in 2009 when a record 88,175 watched Ole Miss outlast Texas Tech in the second highest scoring game in bowl history, 47-34. The game moved to AT&T Stadium in Arlington in 2010.

College Football Semifinal at Goodyear Cotton Bowl Classic

GAME HISTORY

Date	Result	Attendance	TV Rating
Cotton Bowl Classic			
1/1/37	TCU 16, Marquette 6	17,000	
1/1/38	Rice 28, Colorado 14	32,118	
1/2/39	St. Mary's 20, Texas Tech 13	40,000	NBC
1/1/40	Clemson 6, Boston College 3	15,000	NBC
1/1/55	Georgia Tech 14, Arkansas 6	75,500	NBC
1/1/41	Texas A&M 13, Fordham 12	45,507	
1/1/42	Alabama 29, Texas A&M 21	33,000	
1/1/43	Texas 14, Georgia Tech 7	36,620	
1/1/44	Texas 7, Randolph Field 7	32,000	
1/1/45	Oklahoma A&M 34, TCU 0	37,500	
1/1/46	Texas 40, Missouri 27	45,500	
1/1/47	Arkansas 0, LSU 0 (tie)	38,000	
1/1/48	SMU 13, Penn State 13 (tie)	47,000	
1/1/49	SMU 21, Oregon 13	70,000	
1/2/50	Rice 27, North Carolina 13	75,000	
1/1/51	Tennessee 20, Texas 14	75,500	
1/1/52	Kentucky 20, TCU 7	75,500	
1/1/53	Texas 16, Tennessee 0	75,500	NBC
1/1/54	Rice 28, Alabama 6	75,000	NBC
1/1/55	Georgia Tech 14, Arkansas 6	75,500	NBC
1/2/56	Mississippi 14, TCU 13	75,500	NBC
1/1/57	TCU 28, Syracuse 27	61,500	NBC
1/1/58	Navy 20, Rice 7	75,500	CBS
1/1/59	TCU 0, Air Force 0 (tie)	74,500	CBS
1/1/60	Syracuse 23, Texas 14	75,500	CBS
1/2/61	Duke 7, Arkansas 6	70,500	CBS
1/1/62	Texas 12, Mississippi 7	75,000	CBS
1/1/63	LSU 13, Texas 0	75,500	CBS
1/1/64	Texas 28, Navy 6	75,300	CBS
1/1/65	Arkansas 10, Nebraska 7	75,000	CBS
1/1/66	LSU 14, Arkansas 7	76,200	CBS
12/31/66	Georgia 24, SMU 9	73,000	CBS
1/1/68	Texas A&M 20, Alabama 16	73,800	CBS
1/1/69	Texas 36, Tennessee 13	70,000	CBS
1/1/70	Texas 21, Notre Dame 17	72,000	CBS
1/1/71	Notre Dame 24, Texas 11	72,000	CBS
1/1/72	Penn State 30, Texas 6	70,000	CBS
1/1/73	Texas 17, Alabama 13	70,000	CBS
1/1/74	Nebraska 19, Texas 3	68,500	CBS
1/1/75	Penn State 41, Baylor 20	68,500	CBS
1/1/76	Arkansas 31, Georgia 10	77,500	CBS
1/1/77	Houston 30, Maryland 21	58,500	CBS
1/2/78	Notre Dame 38, Texas 10	76,701	CBS
1/1/79	Notre Dame 35, Houston 34	72,000	CBS
1/1/80	Houston 17, Nebraska 14	72,000	CBS
1/1/81	Alabama 30, Baylor 2	74,281	CBS
1/1/82	Texas 14, Alabama 12	73,243	CBS
1/1/83	SMU 7, Pittsburgh 3	72,000	CBS
1/2/84	Georgia 10, Texas 9	67,891	CBS
1/1/85	Boston College 45, Houston 28	67,381	CBS
1/1/86	Texas A&M 36, Auburn 16	73,137	CBS
1/1/87	Ohio State 28, Texas A&M 12	74,188	CBS
1/1/88	Texas A&M 35, Notre Dame 10	73,006	CBS
Mobil Cotton Bowl Classic			
1/2/89	UCLA 17, Arkansas 3	74,304	CBS
1/1/90	Tennessee 31, Arkansas 27	74,358	CBS
1/1/91	Miami 46, Texas 3	73,521	CBS
1/1/92	Florida State 10, Texas A&M 2	73,728	CBS
1/1/93	Notre Dame 28, Texas A&M 3	71,615	NBC
1/1/94	Notre Dame 24, Texas A&M 21	69,855	NBC
1/2/95	USC 55, Texas Tech 14	70,218	NBC
Cotton Bowl Classic			
1/1/96	Colorado 38, Oregon 6	58,214	CBS
Southwestern Bell Cotton Bowl Classic			
1/1/97	Brigham Young 19, Kansas State 15	71,928	CBS
1/1/98	UCLA 29, Texas A&M 23	59,215	CBS
1/1/99	Texas 38, Mississippi State 11	72,611	Fox
1/1/00	Arkansas 27, Texas 6	72,723	Fox
1/1/01	Kansas State 35, Tennessee 21	63,465	Fox
SBC Cotton Bowl Classic			
1/1/02	Oklahoma 10, Arkansas 3	72,955	Fox
1/1/03	Texas 35, LSU 20	70,817	Fox
1/2/04	Mississippi 31, Oklahoma State 28	73,928	Fox
1/1/05	Tennessee 38, Texas A&M 7	75,704	Fox
AT&T Cotton Bowl Classic			
1/2/06	Alabama 13, Texas Tech 10	74,222	Fox
1/1/07	Auburn 17, Nebraska 14	66,777	Fox
1/1/08	Missouri 38, Arkansas 7	73,114	Fox
1/2/09	Mississippi 47, Texas Tech 34	88,175	Fox 4.4
1/2/10	Mississippi 21, Oklahoma State 7	77,928	Fox 4.5
1/7/11	LSU 41, Texas A&M 24	83,514	Fox 6.7
1/6/12	Arkansas 29, Kansas State 16	80,956	Fox 4.95
1/4/13	Texas A&M 41, Oklahoma 13	87,025	Fox 7.2
1/3/14	Missouri 41, Oklahoma State 31	72,690	Fox 3.9
Goodyear Cotton Bowl Classic			
1/1/15	Michigan State 42, Baylor 41	71,464	ESPN 5.2

College Football Semifinal at Goodyear Cotton Bowl Classic

College Football Playoff Semifinal at the Goodyear Cotton Bowl Classic

12/31/15	Alabama 38, Michigan State 0	82,812	ESPN 9.9
Goodyear Cotton Bowl Classic			
1/2/17	Wisconsin 24, Western Michigan 16	59,615	ESPN 3.1
12/29/17	Ohio State 24, USC 7	67,510	ESPN 5.3
12/29/18	Clemson 30, Notre Dame 3	72,183	ESPN 9.4
12/28/19	Penn State 53, Memphis 39	54,828	ESPN 3.8
12/30/20	Oklahoma 55, Florida 20	17,323	ESPN 3.2

Individual Awards:

Classic Honor Roll (Most Valuable Players):

1937-Ki Aldrich, TCU, Sammy Baugh, TCU, L. D. Meyer, TCU; 1938-Ernie Lain, Rice, Byron White, Colorado; 1939-Jerry Dowd, St. Mary's, Elmer Tarbox, Texas Tech; 1940-Banks McFadden, Clemson; 1941-Charles Henke, Texas A&M, John Kimbrough, Texas A&M, Chip Routt, Texas A&M, Lou DeFilippo, Fordham, Joe Ungerer, Fordham; 1942-Martin Ruby, Texas A&M, Jimmy Nelson, Alabama, Holt Rast, Alabama, Don Whitmire, Alabama; 1943-Jack Freeman, Texas, Roy McKay, Texas, Stanley Mauldin, Texas, Harvey Hardy, Georgia Tech, Jack Marshall, Georgia Tech; 1944-Joe Parker, Texas, Martin Ruby, Randolph Field, Glenn Dobbs, Randolph Field; 1945-Neil Armstrong, Oklahoma A&M, Bob Fenimore, Oklahoma A&M, Ralph Foster, Oklahoma A&M; 1946-Hub Bechtol, Texas, Bobby Layne, Texas, Jim Kekeris, Missouri; 1947-Alton Baldwin, Arkansas, Y. A. Tittle, LSU; 1948-Doak Walker, SMU, Steve Suhey, Penn State; 1949-Kyle Rote, SMU, Doak Walker, SMU, Brad Ecklund, Oregon, Norm Van Brocklin, Oregon; 1950-Billy Burkhalter, Rice, Joe Watson, Rice, James "Froggy" Williams, Rice; 1951-Bud McFadin, Texas, Andy Kozar, Tennessee, Hank Lauricella, Tennessee, Horace "Bud" Sherrod, Tennessee; 1952-Kelth Flowers, TCU, Emery Clark, Kentucky, Ray Correll, Kentucky, Vito "Babe" Parilli, Kentucky; 1953-Richard Ochoa, Texas, Harley Sewell, Texas, Bob Griesbach, Tennessee; 1954-Richard Chapman, Rice, Dan Hart, Rice, Dicky Maegle, Rice; 1955-Bud Brooks, Arkansas, George Humphreys, Georgia Tech; 1956-Buddy Alliston, Mississippi, Eagle Day, Mississippi; 1957-Norman Hamilton, TCU, Jim Brown, Syracuse; 1958-Tom Forrestal, Navy, Tony Stremic, Navy; 1959-Jack Spike, TCU, Dave Phillips, Air Force; 1960-Maurice Doke, Texas, Ernie Davis, Syracuse; 1961-Lance Alworth, Arkansas, Dwight Bumgarner, Duke; 1962-Mike Cotten, Texas, Bob Moses, Texas; 1963-Johnny Treadwell, Texas, Lynn Amedee, LSU; 1964-Scott Appleton, Texas, Duke Carlisle, Texas; 1965-Ronnie Caveness, Arkansas, Fred Marshall, Arkansas; 1966-Joe Labruzzo, LSU, David McCormick, LSU; 1967-Kent Lawrence, Georgia, George Patton, Georgia; 1968-Grady Allen, Texas A&M, Edd Hargett, Texas A&M, Bill Hobbs, Texas A&M; 1969-Tom Campbell, Texas, Charles "Cotton" Speyrer, Texas, James Street, Texas; 1970-Steve Worster, Texas, Bob Olson, Notre Dame; 1971-Eddie Phillips, Texas, Clarence Ellis, Notre Dame; 1972-Bruce Bannon, Penn State, Lydell Mitchell, Penn State; 1973-Randy Braband, Texas, Alan Lowry, Texas; 1974-Wade Johnston, Texas, Tony Davis, Nebraska; 1975-Ken Queenberry, Baylor, Tom Shuman, Penn State; 1976-Ike Forte, Arkansas, Hal McAfee, Arkansas; 1977-Alois Blackwell, Houston, Mark Mohr, Houston; 1978-Vagas Ferguson, Notre Dame, Bob Golic, Notre Dame; 1979-David Hodge, Houston, Joe Montana, Notre Dame; 1980-Terry Elston, Houston, David Hodge, Houston; 1981-Warren Lyles, Alabama, Major Ogilvie, Alabama; 1982-Robert Brewer, Texas, Robbie Jones, Alabama; 1983-Wes Hopkins, SMU, Lance McIlhenny, SMU; 1984-Jeff Leiding, Texas, John Laster, Georgia; 1985-Bill Romanowski, Boston College, Steve Strachan, Boston College; 1986-Domingo Bryant, Texas, Bo Jackson, Auburn; 1987-Chris Spielman, Ohio State, Roger Vick, Texas A&M; 1988-Adam Bob, Texas A&M, Bucky Richardson, Texas A&M; 1989-LaSalle Harper, Arkansas, Troy Aikman, UCLA; 1990-Carl Pickens, Tennessee, Chuck Webb, Tennessee; 1991-Russell Maryland, Miami, Craig Erickson, Miami; 1992-Chris Crooms, Texas A&M, Sean Jackson, Florida State; 1993-Devon McDonald, Notre Dame, Rick Mirer, Notre Dame; 1994-Antonio Shorter, Texas A&M, Lee Becton, Notre Dame; 1995-John Herpin, USC, Keyshawn Johnson, USC; 1996-Marcus Washington, Colorado, Herchell Troutman, Colorado; 1997-Shay Muirbrook, BYU, Steve Sarkisian, BYU, Kevin Lockett, Kansas State; 1998-Dat Nguyen, Texas A&M, Cade McNown, UCLA; 1999-Aaron Babino, Texas, Ricky Williams, Texas; 2000-D. J. Cooper, Arkansas, Cedric Cobbs, Arkansas; 2001-Chris Johnson, Kansas State, Jonathan Beasley, Kansas State; 2002-Roy Williams, Oklahoma, Quentin Griffin, Oklahoma; 2003-Cory Redding, Texas, Roy Williams, Texas; 2004-Josh Cooper, Mississippi, Eli Manning, Mississippi; 2005-Justin Harrell, Tennessee, Rick Clausen, Tennessee; 2006-DeMeco Ryans, Alabama, Brodie Croyle, Alabama; 2007-Will Herring, Auburn, Courtney Taylor, Auburn; 2008-William Moore, Missouri, Tony Temple, Missouri; 2009-Marshay Green, Mississippi; Dexter McCluster, Mississippi; 2010-Andre Sexton, Oklahoma State, Dexter McCluster, Mississippi; 2011-Terrence Toliver, LSU, Tyrann Mathieu, LSU; 2012-Tyler Wilson, Arkansas, Jake Bequette, Arkansas; 2013-Johnny Manziel, Texas A&M, Dustin Harris, Texas A&M; 2014-Henry Josey, Missouri, Andrew Wilson, Missouri; 2015 (79th)-Bryce Petty, Baylor, Taylor Young, Baylor; (80th)-Jake Coker, Alabama, Cyrus Jones, Alabama; 2017 (81st)-Troy Fumagalli, Wisconsin, T.J. Edwards, Wisconsin; (82nd)-J.T. Barrett, Ohio State, Damon Webb, Ohio State; 2018-Trevor Lawrence, Clemson, Austin Bryant, Clemson; 2019-Journey Brown, Penn State, Micah Parsons, Penn State; 2020-Rhamondre Stevenson, Oklahoma, Tre Norwood, Oklahoma.

College Football Semifinal at Goodyear Cotton Bowl Classic

Memorable Games:

1954: Rice took a 28-6 win over Alabama behind the record-setting running of Owl halfback Dicky Maegle, who had 265 yards and three scores. But one of the TD's remains one of the most memorable in college football history, the "bench-tackle play" with Maegle awarded a 95-yard touchdown run when Alabama's Tommy Davis came off the bench to blindside the Owl All-American at the Crimson Tide 40-yard line.

1970: Notre Dame returned to bowl games after a 45-year self-imposed ban and faced off against top-ranked and unbeaten Texas. The Irish, led by quarterback Joe Theismann, led 17-14 late in the fourth quarter before the Longhorns scored late for a 21-17 win and an undisputed national title. The same teams met the following year, when the Irish ended Texas' 30-game winning streak with a 24-11 win, denying the Longhorns the AP national title.

2009: The final Classic staged in venerable Cotton Bowl Stadium became one of the most wide-open, with a record crowd of 88,175 watching Ole Miss outlast Texas Tech in the highest scoring game in Classic history, 47-34. The teams combined for a record 81 points.

2015: Michigan State erased a 20-point deficit in the final quarter and scored the game-winner with only 0:17 left in a 42-41 win over Baylor. Quarterback Connor Cook led two late scoring drives to make it a six-point game, and Baylor's attempt to ice the game resulted in a blocked field goal that set up Cook's winning touchdown pass.

Top Performances:

Bobby Layne, QB, Texas, 1946 – Accounted for all 40 Longhorn points in an unforgettable performance in Texas' 40-27 win over Missouri, rushing for three touchdowns and passing for two others while on the receiving end of a 50-yard scoring pass and kicking four extra points.

Dicky Maegle, HB, Rice, 1954 – Rushed for an all-time bowl record 265 yards, averaging an amazing 24.1 yards per carry, and ran for three touchdowns in Rice's 28-6 win over Alabama.

Keith Flowers, LB, TCU, 1952 – In a losing effort in the Horned Frogs' 20-7 loss

Jerry Cook, DB, Texas, 1962 – Had the biggest performance in a defense-dominated game, intercepting three Ole Miss passes in the Longhorns' 12-7 win over the Rebels.

Tony Temple, TB, Missouri, 2008 – Rushed for 281 yards to erase the Classic's 54-year-old rushing record and lift the Tigers to a 38-7 victory over Arkansas. Temple also scored four rushing touchdowns to set a bowl record.

Johnny Manziel, QB, Texas A&M, 2013 – Recorded a bowl-record 516 total yards along with four touchdowns in leading the Aggies to a 41-13 win over Oklahoma. Manziel, who scored on a 23-yard run on the game's opening drive, set an FBS bowl record with 229 rush yards on 17 carries and completed 22-of-34 passes for 287 yards, becoming only the second player with 200 rush and pass yards in a bowl game.

Riley Patterson, PK, Memphis, 2019 – Set the all-time college bowl record for field goals with 6 against Penn State.

Oklahoma vs. Florida, 2020 – Set New Year's Six records for combined total offensive yards with 1,205 (Oklahoma 684, Florida 521) and combined rushing yards with 685 (Oklahoma 435, Florida 250). Oklahoma's yards of total offense and rushing, along with yards per rush (10.9) and yards per offensive play (10.5), set Cotton Bowl Classic records. The Sooners' 55 points in the victory tied the Classic's record for a winning team with Southern California in 1995 and were the program's most bowl game points scored in school history.

College Football Semifinal at Goodyear Cotton Bowl Classic

Last Year's Game:

Date: December 30, 2020 • Site: Arlington, Texas • Stadium: AT&T Stadium • Attendance: 17,323

Score by Quarters	1st	2nd	3rd	4th	Final
Florida	3	10	0	7	20
Oklahoma	17	14	10	14	55

Scoring

First Quarter: Oklahoma – Marvin Mims 27 yd pass from Spencer Rattler (Gabe Brkic kick) (12:59). Oklahoma – Tre Norwood 45 yd interception return (Brkic kick) (12:22). Oklahoma – Brkic 43 yd field goal (8:08). Florida – Evan McPherson 21 yd field goal (00:31).

Second Quarter: Florida – Emory Jones 1 yd run (McPherson kick) (8:08). Florida – McPherson 35 yd field goal (6:05). Oklahoma – Theo Wease 36 yd pass from Rattler (Brkic kick) (4:08). Oklahoma – Rattler 1 yd run (Brkic kick) (00:16).

Third Quarter: Oklahoma – Brkic 20 yd field goal (7:51). Oklahoma – Rhamondre Stevenson 15 yd run (Brkic kick) (3:58).

Fourth Quarter: Oklahoma – Charleston Rambo 20 yd pass from Rattler (Brkic kick) (10:30). Oklahoma – Marcus Major 46 yd run (Stephen Johnson kick) (6:11). Florida – Jordan Pouncey 27 yd pass from Anthony Richardson (Chris Howard kick) (3:18).

Team Statistics	Florida	Oklahoma
First Downs	28	25
Rushes-Net Yards	39-250	40-435
Net Yards Passing	271	249
Passing (Comp-Att-Int)	25-45-3	15-25-0
Total Plays	84	65
Total Net Yards	521	684
Fumbles Lost	0-0	3-2
Penalties-Yards	8-61	4-40
Time of Possession	33:20	26:40

Individual Statistics

RUSHING

Florida – Dameon Pierce 11-60, Emory Jones 10-60-1, Nayquan Wright 4-44, Anthony Richardson 3-42, Malik Davis 7-31, Lorenzo Lingard 1-13, Kyle Trask 3-0
Oklahoma – Rhamondre Stevenson 18-186-1, Marcus Major 9-110-1, Seth McGowan 1-73, Spencer Rattler 7-40-1, Mikey Henderson 1-18, Todd Hudson 2-12, Team 2-(-4).

PASSING

Florida – Kyle Trask 16-28-3, 158 yds. Emory Jones 8-16-0, 86 yds. Anthony Richardson 1-1-0, 27 yds, 1 TD.
Oklahoma – Spencer Rattler 14-23-0, 247 yds, 3 TDs. Chandler Morris 1-2-0, 2 yds.

RECEIVING

Florida – Rick Wells 6-43. Keon Zipperer 4-38. Trent Whittemore 2-47. Justin Shorter 2-22. Dameon Pierce 2-20. Malik Davis 2-19. Nayquan Wright 2-13. Jordan Pouncey 1-27-1. Ja'Markis Weston 1-13. Kemore Gamble 1-13. Xzavier Henderson 1-12. Ja'Quavion Faziars 1-4.
Oklahoma – Seth McGowan 3-70. Charleston Rambo 2-45-1. Drake Stoops 2-21. Trejan Bridges 2-19. Theo Wease 1-36-1, Marvin Mims 1-27-1. Austin Stogner 1-12. Jeremiah Hall 1-12. Theo Howard 1-5. Mikey Henderson 1-2.

PUNTING

Florida – Jeremy Crawshaw 2-98, 49.0 avg, 50 long, 1 In20. Jacob Finn 2-99, 49.5 avg, 59 long, 2 In20.
Oklahoma – Reeves Mundschau 2-84, 42.0 avg, 42 long, 1 In20.

FIELD GOALS

Florida – Evan McPherson 21 yds Good, 35 yds Good, 58 yds Missed.
Oklahoma – Gabe Brkic 43 yds Good, 20 yds Good.

DEFENSE

Florida – Amari Burney 6-1-7, 1 BrUp. Donovan Stiner 4-3-7.
Oklahoma – Pat Fields 6-2-8. Brian Asamoah 2-5-7, 29-yd Int. Tre Norwood 0-2-2, 45-yd Int for TD.

TaxSlayer Gator Bowl

Game Date: Dec. 31, 2021
Kickoff time (EST): 11:00 a.m.
TV & Radio Network: ESPN
Conference Tie-ins: ACC vs SEC
Mailing address: One Gator Bowl Blvd.,
 Jacksonville, FL 32202
 (o) 904-798-1700 (fax) 904-632-2080

Website: www.taxslayerbowl.com
Facebook: [Facebook.com/taxslayergatorbowl](https://www.facebook.com/taxslayergatorbowl)
Twitter: @taxslayerbowl
Instagram: @taxslayergatorbowl

President: Greg McGarity
 (o) 904-798-1700 (c) 706-207-9408
 E-mail: greg@taxslayergatorbowl.com

Media contact: Katie Cox, VP of Marketing
 (o) 904-798-5983 (c) 316-305-2333
 E-mail: katie@taxslayergatorbowl.com

Ticket contact: Jake Wolber, Ticket Operations
 (o) 904-798-5999 (c) N/A
 E-mail: bret@taxslayergatorbowl.com

Ticket prices: \$85, \$125
Tailgate/RV: Jake Wolber, Ticket Operations,
 904-798-5999

Stadium Information: TIAA Bank Field
 Capacity/Surface: 77,511 / TifSport Bermuda Grass
 overseeded with rye grass
 Physical address: One EverBank Field Drive, Jacksonville,
 FL 32202
 Stadium contact: Mike Kenny, 904-633-6121,
mikek@smgjax.com
 Contact for ordering phone lines: Nat Lapsley,
nlapsley@smgjax.com
 Press box phone: N/A / Wi-fi available

Media Credentials and Parking:
www.taxslayergatorbowl.com, click on Media for Media
 Credentials

Top Football Crowd in Stadium History:
 85,412 2007 Florida State vs. Alabama
 (neutral site)

Top 5 Crowds in Bowl Game History:
 84,129 2010 Florida State vs. West Virginia
 82,911 1989 Clemson vs. West Virginia
 82,138 1984 Oklahoma State vs. South Carolina
 81,293 1983 Florida vs. Iowa
 81,129 1987 LSU vs. South Carolina
 (all games at TIAA Bank Field)



Greg McGarity
President/CEO



Katie Cox
Media Contact



Championship
Trophy

This Year's Bowl Activities (Tentative Schedule):

Date / Event	Place	Time
Monday, December 27, 2021		
ACC Welcome Dinner	Omni Amelia Island	6:30 p.m. – 8 p.m.
SEC Welcome Dinner	Marriott Sawgrass	6:30 p.m. – 8 p.m.
Tuesday, December 28, 2021		
ACC Spouses Outing	The Amelia Island Club	12 PM – 2 PM
SEC Spouses Outing	TPC Sawgrass	12 PM – 2 PM
ACC Team Outing	Topgolf Jacksonville	2 PM – 4 PM
SEC Team Outing	Naval Station Mayport	2 PM – 4 PM
Team Service Event	Team Hotels	5PM
Wednesday, December 29, 2021		
ACC Team Outing	Naval Station Mayport	2:00 p.m. – 4 p.m.
SEC Team Outing	Topgolf Jacksonville	2:00 p.m. – 4 p.m.
Thursday, December 30, 2021		
Final Press Conferences	TIAA Bank Field	11 AM
ACC Pep Rally	Jacksonville Beach, FL	4:00 PM
SEC Pep Rally	Jacksonville Beach, FL	6:00 PM
Friday, December 31, 2021		
Touchdown Party	TIAA Bank Field	9:00 a.m.
Chairman's Brunch	TIAA Bank Field	9:00 a.m.
TaxSlayer Gator Bowl	TIAA Bank Field	11:00 a.m.

TaxSlayer Gator Bowl

Designated team hotels:

SEC – Sawgrass Marriott Resort
1000 PGA Tour Blvd.
Ponte Vedra Beach, FL 32082
904-285-7777

ACC – Omni Amelia Island
39 Beach Lagoon Road
Amelia Island, FL 32034
904-261-6161

Designated media hotel:

Select downtown hotels will provide a media rate for all credentialed media.

Local airport: Jacksonville International Airport: AirTran, American, Delta, JetBlue, Southwest, United, US Airways

Private: Sky Harbor Aviation, Shelt Air, Signature Air Support, St.. Augustine Airport, McGill Aviation

Local tourism bureau: Visit Jacksonville, 1-800-733-2668, www.visitjacksonville.com; Amelia Island, 1-800-2AMELIA, www.ameliainland.com; St. Johns County/St. Augustine, 1-800-OLD-CITY, www.floridahistoriccoast.com

Prominent area tourist attractions:

Jacksonville Beaches, Jacksonville Zoo and Gardens, boating, fishing, Amelia Island, St. Augustine.

Other Trivia:

- The 1955 Gator Bowl was the first bowl to be televised coast-to-coast.
- The 1994 Tennessee vs. Virginia Tech game was played at Ben Hill Griffin Stadium in Gainesville due to Gator Bowl renovations in Jacksonville. The Tennessee checkerboard was displayed on the University of Florida's home turf.
- Archie Manning played the 1971 Gator Bowl with a broken arm when Auburn beat Ole Miss 35-28
- In 2001 Michael Vick played his final college game against Clemson and announced after the game he would be leaving Virginia Tech for the NFL.
- Alabama and North Carolina played the last game in the old Gator Bowl in 1993 before renovation for the new stadium, now called EverBank Field.

Major Media in the area:

Florida Times-Union
WTLV-TV 12 (NBC)
WJXX-TV 25 (ABC)

WJAX-TV 47 (CBS)
WJXT-TV 4
WOKV Radio

WFOX-TV 30 (Fox)
1010XL Radio

GAME HISTORY

Date	Result	Attendance	TV Rating
Gator Bowl			
1/1/46	Wake Forest 26, South Carolina 14	7,362	
1/1/47	Oklahoma 34, North Carolina State 13	10,134	
1/1/48	Georgia 20, Maryland 20 (tie)	16,666	
1/1/49	Clemson 24, Missouri 23	32,939	
1/2/50	Maryland 20, Missouri 7	18,409	
1/1/51	Wyoming 20, Washington & Lee 7	7,362	
1/1/52	Miami 14, Clemson 0	34,577	
1/1/53	Florida 14, Tulsa 13	28,340	
1/1/54	Texas Tech 35, Auburn 13	28,641	
12/31/54	Auburn 33, Baylor 13	28,426	
12/31/55	Vanderbilt 25, Auburn 13	32,174	
12/19/56	Georgia Tech 21, Pittsburgh 14	32,256	
12/28/57	Tennessee 3, Texas Tech 0	41,160	
12/27/58	Mississippi 7, Florida 3	41,312	
1/2/60	Arkansas 14, Georgia Tech 7	45,104	
12/31/60	Florida 13, Baylor 12	50,122	
12/31/61	Penn State 30, Georgia Tech 15	50,202	
12/29/62	Florida 17, Penn State 7	50,026	
12/28/63	North Carolina 35, Air Force 0	50,018	
1/2/65	Florida State 36, Oklahoma 19	50,408	
12/31/65	Georgia Tech 31, Texas Tech 21	60,127	
12/31/66	Tennessee 18, Syracuse 12	60,312	
12/30/67	Florida State 17, Penn State 17 (tie)	68,019	
12/28/68	Missouri 35, Alabama 0	68,011	
12/27/69	Florida 14, Tennessee 13	72,248	
1/2/71	Auburn 35, Mississippi 28	71,136	
12/31/71	Georgia 7, North Carolina 3	71,208	
12/30/72	Auburn 24, Colorado 3	71,214	
12/29/73	Texas Tech 28, Tennessee 19	62,109	
12/30/74	Auburn 27, Texas 3	63,811	
12/29/75	Maryland 13, Florida 0	64,012	
12/27/76	Notre Dame 20, Penn State 9	67,837	
12/30/77	Pittsburgh 34, Clemson 3	72,289	
12/29/78	Clemson 17, Ohio State 15	72,011	
12/28/79	North Carolina 17, Michigan 15	70,407	
12/29/80	Pittsburgh 37, South Carolina 9	72,297	
12/28/81	North Carolina 31, Arkansas 27	71,009	
12/30/82	Florida State 31, West Virginia 12	80,913	
12/30/83	Florida 14, Iowa 6	81,293	
12/28/84	Oklahoma State 21, South Carolina 14	82,318	
12/30/85	Florida State 34, Oklahoma State 23	79,417	
Mazda Gator Bowl			
12/27/86	Clemson 27, Stanford 21	80,104	
12/31/87	LSU 30, South Carolina 13	82,119	
1/1/89	Georgia 34, Michigan State 27	76,236	
12/30/89	Clemson 27, West Virginia 7	82,911	
1/1/91	Michigan 35, Mississippi 3	68,297	
Gator Bowl			
12/29/91	Oklahoma 48, Virginia 14	62,003	
Outback Steakhouse Gator Bowl			
12/31/92	Florida 27, North Carolina State 10	65,202	
12/31/93	Alabama 24, North Carolina 10	67,205	
12/30/94	Tennessee 45, Virginia Tech 23	67,000	

TaxSlayer Gator Bowl

Toyota Gator Bowl

1/1/96	Syracuse 41, Clemson 0	67,940
1/1/97	North Carolina 20, West Virginia 13	52,103
1/1/98	North Carolina 42, Virginia Tech 3	54,116
1/1/99	Georgia Tech 35, Notre Dame 28	70,791
1/1/00	Miami 28, Georgia Tech 13	43,461
1/1/01	Virginia Tech 41, Clemson 20	68,741
1/1/02	Florida State 30, Virginia Tech 17	72,202
1/1/03	North Carolina State 28,, Notre Dame 6	73,491
1/1/04	Maryland 41, West Virginia 7	78,891
1/1/05	Florida State 30, West Virginia 18	70,112
1/2/06	Virginia Tech 35, Louisville 24	63,780
1/1/07	West Virginia 38, Georgia Tech 35	67,714

Konica Minolta Gator Bowl

1/1/08	Texas Tech 31, West Virginia 28	60,243
1/1/09	Nebraska 26, Clemson 21	67,232
1/1/10	Florida State 33, West Virginia 21	84,129

Progressive Gator Bowl

1/1/11	Mississippi State 52, Michigan 12	68,325
--------	-----------------------------------	--------

TaxSlayer.com Gator Bowl

1/2/12	Florida 24, Ohio State 17		61,312
1/1/13	Northwestern 34, Mississippi State 20	48,612	1.6 ESPN2
1/1/14	Nebraska 24, Georgia 19	60,712	2.6 ESPN2

TaxSlayer Gator Bowl

1/2/15	Tennessee 45, Iowa 28	56,310	2.6 ESPN
1/2/16	Georgia 24, Penn State 17	58,212	3.6 ESPN
12/31/16	Georgia Tech 33, Kentucky 18	43,102	1.6 ESPN
12/30/17	Mississippi State, Louisville 27	43,310	2.8 ESPN
12/31/18	Texas A&M 52, North Carolina State 13	38,206	ESPN
1/2/20	Tennessee 23, Indiana 22	61,789	ESPN
1/2/21	Kentucky 23, NC State 21	10,422	ESPN

Individual Awards:

Most Valuable Player - Winning Team

1946 - Nick Sacrinty, Wake Forest; 1947 - Joe Golding, Oklahoma; 1948 - Lu Gambino, Maryland; 1949 - Bobby Cage, Clemson; 1950 - Bob Ward, Maryland; 1951 - Eddie Talboom, Wyoming; 1952 - Jim Dooley, Miami; 1953 - J. "Papa" Hall, Florida; 1954 - Bobby Cavazos, Texas Tech; 1954 - Joe Childress, Auburn; 1955 - Don Orr, Vanderbilt; 1956 - Wade Mitchell, Georgia Tech; 1957 - Bobby Gordon, Tennessee; 1958 - Bobby Franklin, Mississippi; 1960 - Jim Moody, Arkansas; 1960 - Larry Libertore, Florida; 1961 - Galen Hall, Penn State; 1962 - Tom Shannon, Florida; 1963 - Ken Williard, North Carolina; 1965 - Fred Biletznikoff, Florida State and Steve Tensi, Florida State; 1965 - Lenny Snow, Georgia Tech; 1966 - Dewey Warren, Tennessee; 1967 - Kim Hammond, Florida State; 1968 - Terry McMillian, Missouri; 1969 - Mike Kelley, Florida; 1971 - Pat Sullivan, Auburn; 1971 - Jimmy Poulos, Georgia; 1972 - Wade Whitley, Auburn; 1973 - Joe Barnes, Texas Tech; 1974 - Phil Gargis, Auburn; 1975 - Steve Atkins, Maryland; 1976 - Al Hunter, Notre Dame; 1977 - Matt Cavanaugh, Pittsburgh; 1978 - Steve Fuller, Clemson; 1979 - Matt Kupec, North Carolina; 1979 - Amos Lawrence, North Carolina; 1980 - Rick Trocano, Pittsburgh; 1981 - Kelvin Bryant, North Carolina; 1981 - Ehtan Horton, North Carolina; 1982 - Greg Allen, Florida State; 1983 - Tony Lilly, Florida; 1984 - Thurman Thomas, Oklahoma State; 1985 - Chip Ferguson, Florida State; 1986 - Rodney Williams, Clemson; 1987 - Wendell Davis, LSU; 1989 - Wayne Johnson, Georgia; 1989 - Levon Kirkland, Clemson; 1991 - Dean Dingman, Tom Dohring, Matt Elliott, Steve Everett, Michigan; 1991 - Cale Gundy, Oklahoma; 1992 - Errict Rhett, Florida; 1993 - Brian Burgdorf, Alabama; 1994 - James Stewart, Tennessee; 1996 - Donovan McNabb, Syracuse; 1997 - Oscar Davenport, North Carolina; 1998 - Chris Keldorf, North Carolina; 1999 - Joe Hamilton, Georgia Tech and Dez White, Georgia Tech; 2000 - Nate Webster, Miami; 2001 - Michael Vick, Virginia Tech; 2002 - Javon Walker, Florida State; 2003 - Philip Rivers, North Carolina State; 2004 - Scott McBrien, Maryland; 2005 - Leon Washington, Florida State; 2006 - Cedric Humes, Virginia Tech; 2007 - Patrick White, West Virginia; 2008 - Graham Harrell, Texas Tech; 2009 - Joe Ganz, Nebraska; 2010 - E. J. Manuel, Florida State; 2011 - Chris Relf, Mississippi State; 2012 - Andre Debose, Florida; 2013 - Jared Carpenter, Northwestern; 2014 -- Quincy Enunwa, Nebraska; 2015 - Joshua Dobbs, Tennessee; 2016 - Terry Godwin, Georgia; 2016 – Dedrick Mills, Georgia Tech; 2017- Mark McLaurin, Mississippi State; 2018 - Trayveon Williams, Texas A&M; 2020-Eric Gray, Tennessee; 2021 - Asim Rose, Jr, Kentucky.

Most Valuable Player - Losing Team

1953 - Marv Matuzak, Tulsa; 1954 - Vince Dooley, Auburn; 1954 - Billy Hooper, Baylor; 1955 - Joe Childress, Auburn; 1956 - Cory Salvaterra, Pittsburgh; 1957 - John David Crow, Texas A&M; 1958 - Dave Hudson, Florida; 1960 - Maxie Baughan, Georgia Tech; 1960 - Bobby Ply, Baylor; 1961 - Joe Aurer, Georgia Tech; 1962 - Dave Robinson, Penn State; 1963 - Dave Sicks, Air Force; 1965 - Carl McAdams, Oklahoma; 1965 - Donny Anderson, Texas Tech; 1966 - Floyd Little, Syracuse; 1967 - Tom Sherman, Penn State; 1968 - Mike Hall, Alabama; 1969 - Curt Watson, Tennessee; 1971 - Archie Manning, Mississippi; 1971 - James Webster, North Carolina; 1972 - Mark Cooney, Colorado; 1973 - Haskell Stanback, Tennessee; 1974 - Earl Campbell, Texas; 1975 - Sammy Green, Florida; 1976 - Jim Cefalo, Penn State; 1977 - Jerry Butler, Clemson; 1978 - Art Schlichter, Ohio State; 1979 - John Wangler, Michigan and Anthony Carter, Michigan; 1980 - George Rogers, South Carolina; 1981 - Gary Anderson, Arkansas; 1982 - Paul Woodside, West Virginia; 1983 - Owen Gill, Iowa; 1984 - Mike

TaxSlayer Gator Bowl

Hold, South Carolina; 1985 - Thurman Thomas, Oklahoma State; 1986 - Brad Muster, Stanford; 1987 - Harold Green, South Carolina; 1989 - Andre Rison, Michigan State; 1989 - Mike Fox, West Virginia; 1991 - Tyron Ashley, Mississippi; 1991 - Tyron Davis, Virginia; 1992 - Reggie Lawrence, North Carolina State; 1993 - Corey Holiday, North Carolina; 1994 - Maurice DeShazo, Virginia Tech; 1996 - Peter Ford, Clemson; 1997 - David Saunders, West Virginia; 1998 - Nick Soresnson, Virginia Tech; 1999 - Autry Denson, Notre Dame; 2000 - Joe Hamilton, Georgia Tech; 2001 - Rod Garner, Clemson; 2002 - Andre Davis, Virginia Tech; 2003 - Ceric Hilliard, Notre Dame; 2004 - Brian King West, Virginia; 2005 - Kay-Jay Harris, West Virginia; 2006 - Hunter Cantwell, Louisville; 2007 - Calvin Johnson, Georgia Tech; 2008 - Chris Long, Virginia; 2009 - Da'Quan Bowers, Clemson; 2010 - Noel Devine, West Virginia; 2011 - Denard Robinson, Michigan; 2012 - Etienne Sabino, Ohio State ; 2013 - Nickoe Whitley, Mississippi State; 2014 -- Todd Gurley, Georgia; 2015 - Josey Jewell, Iowa; 2016 -- Trace McSorley, Penn State; 2016 -- Stephen Johnson, Kentucky; 2017- Lamar Jackson, Louisville, Louisville; 2020 -- Peyton Ramsey, IU; 2021 - Zonovan Knight, NC State.

Memorable Games:

2010: Bobby Bowden's last game at Florida State. The Seminoles beat West Virginia 33-21.

1978: Clemson 17, Ohio State 15. The game that marked the end of Coach Woody Hayes' era at Ohio State.

Top Individual Performances:

Floyd Little, RB -- Syracuse, 1966 vs. Tennessee, rushed 29 times for 216 yards and a touchdown in an 18-12 loss to the Volunteers

Graham Harrell, QB -- Texas Tech, 2008, completed 44-of-63 passes for 407 yards and three TD's in Tech's 31-28 victory over Virginia

Andre Rison, WR -- Michigan State, 2008, caught nine passes for 252 yards and three scores in a losing 34-27 effort against Georgia

Quincy Enunwa, WR -- Nebraska, 2014, his 99-yard touchdown reception is the longest pass reception and ties the longest play from scrimmage in NCAA bowl history

Last Year's Game:

A.J. Rose ran for a career-high 148 yards, Chris Rodriguez added 84 yards and two scores and Kentucky held off No. 24 North Carolina State 23-21 in a chippy TaxSlayer Gator Bowl.

Score by Quarters	1st	2nd	3rd	4th	Final
NC State	0	0	7	14	21
Kentucky	3	10	0	10	23

Scoring:

First Quarter: UK - M. Ruffolo, 25 Yd Field Goal

Second Quarter: UK - C. Rodriguez, 4 Yd run (M. Ruffolo kick); M. Ruffolo, 26 Yd field goal

Third Quarter: ST - C. Riley, 9 Yd pass from B. Hockman (C. Dunn kick)

Fourth Quarter: UK - M. Ruffolo 20 Yd Field Goal, C. Rodriguez 26 Yd run (M. Ruffolo kick); ST - Z. Knight, 13 Yd Run (C. Dunn kick), J. Houston 2 Yd run (C. Dunn kick)

Team Statistics:	NC State	Kentucky
First Downs	19	19
Rushes - Yards (Net)	26-50	48-281
Passing - Yds. (Net)	268	99
Passes Comp - Att - Int	27-40-3	12-20-0
Fumbles - Lost	2-0	1-0
Penalties - Yards	7-45	10-103
Time of Possession	25:53	34:07

Individual Statistics

RUSHING

ST - Z. Knight 12-52, 1 TD; J. Houston 5-14, 1 TD; R. Person 6-8; B. Hockman 3-(-24)
KY - A. Rose 12-148; C. Rodriguez 17-84, 2 TD; K. Smoke 9-45; T. Wilson 6-14; J. Ali 1-(-7)

PASSING

ST - B. Hockman 27/40, 268 Yds, 1TD, 3 INT
KY - T. Wilson 12/20, 99 Yds, 0TD, 0INT

RECEIVING

ST - E. Emezie 5/44; J. Houston 5/26; T. Thomas 3/46; C. Riley 3/38; D. Carter 3/35; P. Rooks 2/41; K. Lesane 2/25; T. Pennix 2/6; R. Person 1/5; D. Autenrieth 1/2
KY - J. Ali 4/18; I. Epps 3/23; K. Upshaw 2/25; A. Dailey 1/17; B. Oliver 1/8; J. Rigg 1/8

PUNTING

ST - T. Gill 3-141, 51 long
KY - M. Duffy 5-202, 51 long

Tony the Tiger Sun Bowl

Game Date: Dec. 31, 2021

Kickoff time: 12 p.m. (ET)/10 a.m. (MT)

TV & Radio Network: CBS Sports

Conference Tie-ins: Pac-12, ACC & Notre Dame

Mailing address: 4150 Pinnacle St., Suite 100,
El Paso, TX 79902

(o) 915-533-4416 (fax) 915-533-0661

Website: www.sunbowl.org

Facebook: facebook.com/TonyTheTigerSunBowl

Twitter: @TonyTheTiger_SB

Instagram: @tonythetigersunbowl



Executive Director: Bernie Olivas

(o) 915-533-4416 (c) 915-490-7255

E-mail: bolivas@sunbowl.org

Media contact: Eddie Morelos

(o) 915-533-4416 (c) 915-490-2531

E-mail: emorelos@sunbowl.org

Ticket contact: Ellen Hughes

(o) 915-533-4416 (c) N/A

E-mail: ticket@sunbowl.org

Team host contacts: ACC – Ruben Batista, 915-731-7540, email Rxbatist@yahoo.com, Pac-12 – David Morales, 915-637-0804, email dmoralespac10@hotmail.com

Ticket prices: \$22 • End Zone; \$25 • Touchdown; \$32 • Sun Seats; \$47 • Stadium; \$57 • Preferred; \$62 • Premium

Tailgate/RV: Ellen Hughes, ticket@sunbowl.org

Stadium Capacity/Surface: 46,104 / Matrix 46 art. turf
Physical address: University of Texas at El Paso, 2701 Sun Bowl Stadium, El Paso, TX 79902

Stadium contact: Joe Daubach, 915-490-5975, joe@sunbowl.org

Contact for ordering phone lines: Eddie Morelos, 915-490-2531, emorelos@sunbowl.org

Press box phone: 915-747-5154 / Wi-fi available

Media Credentials and Parking: online at www.sunbowl.org/media-portal/media-credentials



Bernie Olivas
Executive Director



Eddie Morelos
Media Contact

Top Football Crowd in Stadium History:

54,021	2010	Notre Dame vs. Miami
--------	------	----------------------

Top 5 Crowds in Bowl Game History:

1.	54,021	2010	Notre Dame vs. Miami
2.	53,713	2009	Oklahoma vs. Stanford
3.	51,288	2004	Arizona State vs. Purdue
4.	50,612	1994	Texas vs. North Carolina
5.	50,562	1990	Michigan State vs. USC

(all games at Sun Bowl Stadium)



Championship Trophy

Designated team hotels:

ACC- Marriott Hotel
160 Airway Blvd.
El Paso, TX 79925
915-772-3333

Pac-12 - Radisson Hotel El Paso Airport
1700 Airway Blvd.
El Paso, TX 79925
915-779-3300

Designated media hotel:

Hawthorn Suites by Wyndham
6789 Boeing Drive, El Paso, TX 79925, 915-778-2288

Local airport: El Paso International Airport; American, Delta, Southwest, United, US Airways

Local tourism bureau: El Paso Convention and Visitors Bureau, 915-534-0603

Prominent area tourist attractions:

International Museum of Art, El Paso Museum of Art, Wyler Aerial Tramway, El Paso Insights Science Museum, Sunland Park Racetrack/Casino, Border Patrol Museum, El Paso Museum of Archaeology, El Paso Centennial Museum/Chihuahuan Desert Garden, El Paso Holocaust Museum, El Paso Museum of History, Fort Bliss Museum, War Eagles Air Museum, Hueco Tanks State Historical Park, Old Mesilla New Mexico, Alamogordo Space Center, White Sands National Monument, Guadalupe Mountains National Park, Carlsbad Caverns National Park

Tony the Tiger Sun Bowl

DIRECTIONS

>From main arrival airport to stadium:

Go south on Airway Blvd. to I-10 West, exit Schuster Avenue/UTEP Exit 18A, OR exit Mesa Street Exit 19A, turn right on Mesa Street, left on University Avenue or Sun Bowl Drive to reach the stadium.

>From main arrival airport to media hotel:

Hotel is at airport, exit straight out of airport grounds on Airway Blvd., turn left at first traffic light onto Boeing Drive (approximately 500 yards) and left again into the Hawthorn Inn & Suites parking lot.

>From media hotel to stadium:

Exit hotel on Boeing Drive and turn left on Airway Blvd., go south on Airway Blvd. to I-10 West, exit Schuster Avenue/UTEP Exit 18A, OR exit Mesa Street Exit 19A, turn right on Mesa Street, left on University Avenue or Sun Bowl Drive to reach the stadium.

Other Trivia:

- In 1975, Tony Dorsett rushed for 142 yards for Pittsburgh in a 33-19 win over Kansas. In that game, Pittsburgh set an all-time NCAA bowl record by having three players rush for over 100 yards in the same game. No bowl team has done that since that time.
- The 1987 Sun Bowl was dubbed the "Snow Bowl" with an unusual snowy Christmas Day in El Paso, but it didn't hamper the offenses as Oklahoma State held on for a 35-33 win over a Major Harris-quarterbacked West Virginia squad. Harris actually hit tight end Keith Winn with a potential tying two-point conversion pass, but Oklahoma State's Shawn Mackey stopped Winn short of the goal line to preserve the Cowboy win.
- In the 1984 regular season, Maryland had the greatest comeback in college football history with a 42-point second half rally to down Miami 42-40. In the Sun Bowl that year, the Terrapins had a similar performance, coming back from 21 down at halftime to top Tennessee 28-27.

Major Media in the area:

El Paso Times	KVIA-TV 7 (ABC)	KTSM-TV 9 (NBC)
El Paso Herald-Post	KDBC-TV 4 (CBS)	KFOX-TV 14 (Fox)
El Diario		
Associated Press	KROD-AM 600 Radio	KINT-TV (Univision)

GAME HISTORY

Date	Result	Attendance	TV Rating
Sun Bowl			
1/1/35	El Paso All-Stars 25, Ranger (Texas) 21	3,000	
1/1/36	Hardin-Simmons 14, New Mexico State 14	12,000	
1/1/37	Hardin-Simmons 34, UTEP 6	8,000	
1/1/38	West Virginia 7, Texas Tech 6	12,000	
1/2/39	Utah 26, New Mexico 0	13,000	
1/1/40	Arizona State 0, Catholic 0 (tie)	13,000	
1/1/41	Western Reserve 26, Arizona State 13	14,000	
1/1/42	Tulsa 6, Texas Tech 0	14,000	
1/1/43	Second Air Force 13, Hardin-Simmons 7	18,000	
1/1/44	Southwestern 7, New Mexico 0	18,000	
1/1/45	Southwestern 35, UNAM 0	13,000	
1/1/46	New Mexico 34, Denver 24	15,000	
1/1/47	Cincinnati 18, Virginia Tech 6	10,000	
1/1/48	Miami (Ohio) 13, Texas Tech 12	18,000	
1/1/49	West Virginia 21, UTEP 12	13,000	
1/2/50	UTEP 33, Georgetown 30	15,000	
1/1/51	West Texas State 14, Cincinnati 13	16,000	
1/1/52	Texas Tech 25, Pacific 14	17,000	
1/1/53	Pacific 26, Southern Miss 7	11,000	
1/1/54	UTEP 37, Southern Miss 14	9,500	
1/1/55	UTEP 47, Florida State 20	14,000	
1/2/56	Wyoming 21, Texas Tech 14	14,500	
1/1/57	George Washington 13, UTEP 0	13,500	
1/1/58	Louisville 34, Drake 20	13,000	
12/31/58	Wyoming 14, Hardin-Simmons 6	13,000	
12/31/59	New Mexico State 28, North Texas 8	14,000	
12/31/60	New Mexico State 20, Utah State 13	16,000	
12/30/61	Villanova 17, Wichita State 9	15,000	
12/31/62	West Texas State 15, Ohio 14	16,000	
12/31/63	Oregon 21, SMU 14	18,646	
12/26/64	Georgia 7, Texas Tech 0	23,292	NBC
12/31/65	UTEP 13, TCU 12	24,598	Regional
12/24/66	Wyoming 28, Florida State 20	17,965	NBC
12/30/67	UTEP 14, Mississippi 7	28,630	TBS
12/28/68	Auburn 34, Arizona 10	27,062	7.6 CBS
12/20/69	Nebraska 45, Georgia 6	26,688	7.6 CBS
12/19/70	Georgia Tech 17, Texas Tech 9	26,188	11.5 CBS
12/18/71	LSU 33, Iowa State 15	29,377	12.7 CBS
12/30/72	North Carolina 32, Texas Tech 28	27,877	15.1 CBS
12/29/73	Missouri 34, Auburn 17	26,108	11.8 CBS
12/28/74	Mississippi State 26, North Carolina 24	26,035	11.3 CBS
12/26/75	Pittsburgh 33, Kansas 19	29,910	10.0 CBS
1/2/77	Texas A&M 37, Florida 14	31,896	13.2 CBS
12/31/77	Stanford 24, LSU 14	30,621	12.4 CBS
12/23/78	Texas 42, Maryland 0	30,604	10.6 CBS
12/22/79	Washington 14, Texas 7	30,124	10.2 CBS
12/27/80	Nebraska 31, Mississippi State 17	31,332	10.0 CBS
12/26/81	Oklahoma 40, Houston 14	29,985	12.0 CBS
12/25/82	North Carolina 26, Texas 10	29,055	13.3 CBS
12/24/83	Alabama 28, SMU 7	41,412	9.2 CBS
12/22/84	Maryland 28, Tennessee 27	50,126	4.3 CBS

Tony the Tiger Sun Bowl

12/28/85	Arizona 13, Georgia 13 (tie)	50,203	5.6 CBS
John Hancock Sun Bowl			
12/25/86	Alabama 28, Washington 6	48,722	11.5 CBS
12/25/87	Oklahoma State 35, West Virginia 33	43,240	6.0 CBS
12/24/88	Alabama 29, Army 28	43,661	4.2 CBS
John Hancock Bowl			
12/30/89	Pittsburgh 31, Texas A&M 28	44,887	6.5 CBS
12/31/90	Michigan State 17, USC 16	50,562	7.6 CBS
12/31/91	UCLA 6, Illinois 3	42,281	6.0 CBS
12/31/92	Baylor 20, Arizona 15	41,622	5.8 CBS
12/24/93	Oklahoma 41, Texas Tech 10	43,684	5.8 CBS
Sun Bowl			
12/30/94	Texas 31, North Carolina 31	50,612	4.6 CBS
12/29/95	Iowa 38, Washington 18	49,116	4.0 CBS
Norwest Sun Bowl			
12/31/96	Stanford 38, Michigan State 0	42,721	3.7 CBS
12/31/97	Arizona State 17, Iowa 7	49,104	4.1 CBS
12/31/98	TCU 28, USC 19	46,612	3.4 CBS
Wells Fargo Sun Bowl			
12/31/99	Oregon 24, Minnesota 20	48,757	4.3 CBS
12/29/00	Wisconsin 21, UCLA 20	49,093	3.5 CBS
12/31/01	Washington State 33, Purdue 27	47,812	3.8 CBS
12/31/02	Purdue 34, Washington 24	48,917	3.1 CBS
12/31/03	Minnesota 31, Oregon 30	49,864	3.23 CBS
Vitalis Sun Bowl			
12/31/04	Arizona State 27, Purdue 23	51,288	2.80 CBS
12/30/05	UCLA 50, Northwestern 38	50,426	2.60 CBS
Brut Sun Bowl			
12/29/06	Oregon State 39, Missouri 38	48,732	2.41 CBS
12/31/07	Oregon 56, South Florida 21	49,867	2.50 CBS
12/31/08	Oregon State 3, Pittsburgh 0	49,037	2.30 CBS
12/31/09	Oklahoma 31, Stanford 27	53,713	3.30 CBS
Hyundai Sun Bowl			
12/31/10	Notre Dame 33, Miami (Fla.) 17	54,021	3.01 CBS
12/31/11	Utah 30, Georgia Tech 27 (OT)	48,123	2.71 CBS
12/31/12	Georgia Tech 21, USC 7	47,922	2.71 CBS
12/31/13	UCLA 42, Virginia Tech 12	47,912	2.3 CBS
12/27/14	Arizona State 36, Duke 31	47,809	2.6 CBS
12/26/15	Washington State 20, Miami 14	41,180	3.41 CBS
12/30/16	Stanford 25, North Carolina 23	42,166	1.9 CBS
12/29/17	NC State 52, Arizona State 31	39,897	1.2 CBS
12/31/18	Stanford 14, Pittsburgh 13	40,680	1.8 CBS
Tony the Tiger Sun Bowl			
12/31/19	Arizona State 20, Florida State 14	2,412	2.1 CBS

Individual Awards:

C. M. Hendricks MVP Award	Jimmy Rogers, Jr., MVP Lineman Award
1954 Dick Shinault, UTEP	
1955 Jesse Whittenton, UTEP	
1956 Jim Crawford, Wyoming	
1957 Claude Austin, GWU	
1958 Ken Porco, Louisville	
1958 Leonard Kucewski, Wyoming	
1959 Charley Johnson, NMSU	
1960 Charley Johnson, NMSU	
1961 Billy Joe, Villanova	Richie Ross, Villanova
1962 Jerry Logan, West Texas State	Don Hoovler, Ohio
1963 Bob Perry, Oregon	Don Hughes, SMU
1964 Preston Ridlehuber, Georgia	Jim Wilson, Georgia
1965 Billy Stevens, UTEP	Ronny Nixon, TCU
1966 Jim Kiick, Wyoming	Jerry Durling, Wyoming
1967 Billy Stevens, UTEP	Fred Carr, UTEP
1968 Buddy McClintock, Auburn	David Campbell, Auburn
1969 Paul Rogers, Nebraska	Jerry Murtaugh, Nebraska
1970 Rock Perdoni, Georgia Tech	Bill Flowers, Georgia Tech
1971 Bert Jones, LSU	Matt Blair, Iowa State
1972 George Smith, Texas Tech	Ecomet Burley, Texas Tech
1973 Ray Bybee, Missouri	John Kelsey, Missouri
1974 Terry Vitrano, Mississippi State	Jimmy Webb, Mississippi State
1975 Robert Heygood, Pittsburgh	Al Romano, Pittsburgh
1977 Tony Franklin, Texas A&M	Edgar Fields, Texas A&M
1977 Charles Alexander, LSU	Gordon Ceresino, Stanford
1978 Johnny Jones, Texas	Dwight Jefferson, Texas
1979 Paul Skansi, Washington	Doug Martin, Washington
1980 Jeff Quinn, Nebraska	Jimmy Williams, Nebraska
1981 Darrell Shepard, Oklahoma	Rick Bryan, Oklahoma
1982 Ethan Horton, North Carolina	Ronnie Mullins, Texas
1983 Walter Lewis, Alabama	Wes Neighbors, Alabama
1984 Rick Badanjek, Maryland	Carl Zander, Tennessee
1985 Max Zendejas, Arizona	Peter Anderson, Georgia
1986 Cornelius Bennett, Alabama	Steve Alvord, Washington
1987 Thurman Thomas, Oklahoma State	Darren Warren, West Virginia
1988 David Smith, Alabama	Anthony Williams, Texas A&M
1990 Courtney Hawkins, Michigan State	Craig Hartsuyker, USC
1991 Arnold Ale, UCLA	Mike Ploskey, Illinois
1992 Melvin Bonner, Baylor	Rob Waldrop, Arizona
1993 Cale Gundy, Oklahoma	Shawn Jackson, Texas Tech
1994 Priest Holmes, Texas	Blake Brockermeier, Texas

Tony the Tiger Sun Bowl

1995	Sedrick Shaw, Iowa	Jerod DeVries, Iowa
1996	Chad Hutchinson, Stanford	Kailee Wong, Stanford
1997	Michael Martin, Arizona State	Jeremy Staat, Arizona State
1998	Basil Mitchell, TCU	London Dunlap, TCU
1999	Billy Cockerham, Minnesota	Dyron Russ, Minnesota
2000	Freddie Mitchell, UCLA	Oscar Cabrera, UCLA
2001	Lamont Thompson, Washington State	Akin Ayodele, Purdue
2002	Kyle Orton, Purdue	Shaun Phillips, Purdue
2003	Samie Parker, Oregon	Junior Siavaii, Oregon
2004	Sam Keller, Arizona State	Brandon Villarreal, Purdue
2005	Kahlil Bell & Chris Markey, UCLA	Kevin Mimms, Northwestern
2006	Matt Moore, Oregon State	Xzavie Jackson, Missouri
2007	Jonathan Stewart, Oregon	Fenuki Tupou, Oregon
2008	Victor Butler, Oregon State	Greg Romeus, Pittsburgh
2009	Ryan Broyles, Oklahoma	Gerald McCoy, Oklahoma
2010	Michael Floyd, Notre Dame	Zack Martin, Notre Dame
2011	John White IV, Utah	Star Lotuelele, Utah
2012	Rod Sweeting, Georgia Tech	Jay Finch, Georgia Tech
2013	Brett Hundley, UCLA and Jordan Zumwalt, UCLA	Kenny Clark, UCLA
2014	Demario Richards, Arizona State	Marcus Hardison, Arizona State
2015	Luke Falk, QB, W. State	Hercules Matta'afa, DL, W. State
2016	Solomon Thomas, DE, Stanford	Nazir Jones, DL, North Carolina
2017	Nyheim Hines, RB, NC State	Kentavious Street, DE, NC State
2018	Cameron Scarlett, RB, Stanford	Thomas Booker, DE, Stanford
2019	Jayden Daniels, QB, Arizona State	Robert Cooper, DL, FSU

John Folmer MV Special Teams Player

1994	Marcus Wall, North Carolina	1995	Brion Hurley, Iowa
1996	Troy Walters, Stanford	1997	Jason Baker, Iowa
1998	Adam Abrams, USC	1999	Ryan Rindels, Minnesota
2000	Michael Bennett, Wisconsin	2001	Drew Dunning, Washington State
2002	Anthony Chambers, Purdue	2003	Jarod Siegel, Oregon
2004	Dave Brytus, Purdue	2005	Brandon Braezell, UCLA
2006	Jeff Wolfert, Missouri	2007	Matt Evenson, Oregon
2008	Johnny Hekker, Oregon State	2009	Ryan Broyles, Oklahoma
2010	David Riffer, Notre Dame	2011	DeVonte Christopher, Utah
2012	Jamal Golden, Georgia Tech	2013	Kaim Fairbairn, UCLA
2014	Kalen Ballage, Arizona State	2015	Erik Powell, PK, Washington State
2016	Conrad Ukropina, PK, Stanford	2017	Kyle Bambar, PK, NC State
2018	Alex Kessman, PK, Pittsburgh	2019	Cristian Zendejas, PK, Arizona State

Memorable Games:

- 1984: Maryland, which had come back from 40 points down to beat Miami in the regular season, rallied from a 21-point halftime deficit to top Tennessee 28-27 in the second-biggest Sun Bowl comeback ever. Maryland fullback Rick Badanjek score twice, the final one a winning one-yard run with 2:28 left. The game marked the third visit by coach Johnny Majors with a third team after bringing Iowa State in 1971 and Pittsburgh in 1975.
- 2006: Oregon State was favored, but it took two late scores and a gutsy play to take a 39-38 win over Missouri. The Tigers led by 14 with 12 minutes left before QB Matt Moore led two scoring drives, the last touchdown coming with 0:23 left. OSU chose to go for the two-point conversion, which was converted by Yvenson Bernard for the win. Moore threw for 356 yards and a bowl-record four scores and also ran for a score.
- 2009: Ryan Broyles set a bowl record with three touchdown catches from quarterback Landry Jones, who passed for 418 yards in Oklahoma's win over Stanford. The Sooners won in spite of a strong performance by Stanford running back Toby Gerhart, the nation's leading rusher with 1,736 yards for the year, who finished with 135 yards and scored two TD's in the first half.

Top Individual Performances:

- Priest Holmes, RB, Texas, 1994 -- Rushed for 161 yards on 27 carries and scored four touchdowns in leading Texas to a 35-31 win over North Carolina. He had 106 rush yards in the second half, including a nine-yard TD run with 6:35 left that pulled Texas within three points and a five-yard scoring run on the game-winning late drive.
- Alex Van Pelt, QB, Pittsburgh, 1989 -- Completed 20 of 40 passes for 354 yards and two scores, including the game-winning 44-yard strike to Henry Tuten with two minutes left to give Pittsburgh a 31-28 win over Texas A&M.
- Thurman Thomas, RB, Oklahoma State, 1987 -- Set Sun Bowl records for rushing attempts (33) and touchdowns (four) in leading the Cowboys to a 35-33 win over West Virginia and QB Major Harris.
- Kyle Orton, QB, Purdue, 2002 -- Completed 25-of-37 passes for 283 yards and two touchdowns, guiding the Boilermakers back from a 17-0 deficit to a 34-24 win.

Barstool Sports Arizona Bowl

Game Date: Dec. 31, 2021

Kickoff time (EST): 2:00 p.m.

TV & Radio Network: Barstool Sports Streaming

Conference Tie-ins: Mountain West / Mid-American Conference

Mailing address: 147 North Stone Avenue,
Tucson, AZ 85701
(o) 520-AZBOWL1 (520-292-6951)

Website: : www.TheArizonaBowl.com

Facebook: facebook.com/TheAZBOWL

Twitter: @theARIZONABOWL

Instagram: @barstoolarizonabowl

Executive Director: Kym Adair
(o) 520-AZBOWL1 (c) 520.975.8977
E-mail: Kym@TheArizonaBowl.com

VP of Communications : Eric Rhodes
(o) 520-AZBOWL1 (c) 520-204-2343
E-mail: Eric@TheArizonaBowl.com

Chief Operations Officer : Del Arvayo
(o) 520-AZBOWL1
E-mail: Del@TheArizonaBowl.com

PR Director: Matt Russell, Russell Public PR
(c) 520.232.9840
mrussell@russellpublic.com

Team Host Contact: Del Arvayo
Del@TheArizonaBowl.com

Team hosts: Bob Logan – Mountain West
Jesse Soto – Mid-American Conference

Ticket prices: TBD

Tailgate/RV: Information available at
www.TheArizonaBowl.com

Stadium Information: Arizona Stadium
Capacity / Surface: 57,400 / FieldTurf

Physical address: 545 N. National Championship
Dr., Tucson, AZ
Stadium contact: Suzy Mason. masons@arizona.edu.
edu; (o) 520-621-6484

Contact for ordering phone lines: Suzy Mason.
Masons@arizona.edu; (o) 520-621-6484

Media Credentials and Parking: Online at www.NovaArizonaBowl.com

Top Football Crowd in Stadium History:
59,920 1996 Arizona vs. Arizona State

Top 5 Crowds in Bowl Game History:
39,132 2017 Utah State vs New Mexico State
36,892 2019 Wyoming vs. Georgia State
33,898 2016 South Alabama vs. Air Force Academy
32,368 2018 Arkansas State vs. Nevada
20,425 2015 Nevada vs. Colorado (Inaugural Bowl Game)

This Year's Bowl Activities (Tentative Schedule):

Date / Event	Place	Time
--------------	-------	------

Sunday, December 31, 2021

Barstool Sports Arizona Bowl	Arizona Stadium	2:00 p.m.
------------------------------	-----------------	-----------

Designated team hotels:

Mountain West-
JW Marriott Starr Pass
3800 W. Starr Pass Blvd
Tucson, AZ 85745
(520) 792-3500

Mid-American Conference-
Westin La Paloma Resort
3800 E Sunrise Dr
Tucson, AZ 85718
(520) 742-6000

Designated media hotel:

AC Marriott
51 E. Broadway Blvd
Tucson, AZ
(520) 385-7111



Kym Adair
Executive Director



Eric Rhodes
VP, Communications

Barstool Sports Arizona Bowl

Local airport: Tucson International Airport (TUS); Alaska Airlines, American Airlines, Delta, Southwest, United, US Airways

Local tourism bureau: Visit Tucson, www.visittucson.org

Prominent area tourist attractions:

Arizona-Sonora Desert Museum, Sabino Canyon, Pima Air & Space Museum, Mission San Xavier Del Bac, The Gaslight Theatre, Saguaro National Park, Tohono Chul Park, Reid Park Zoo, Tucson Botanical Gardens, Franklin Museum, Old Tucson

DIRECTIONS

>From main arrival airport to stadium:

Go northeast on S. Tucson Blvd. toward East Airport Drive (0.2 miles), take S. Tucson Blvd. toward Airport exit (2.8 miles), S. Tucson Blvd. becomes E. Benson Hwy. (0.6 miles), turn slight right onto S. Kino Parkway (3.8 miles), S. Kino Parkway becomes North Campbell Ave. (0.4 miles), turn left onto East 6th Street (0.2) miles, take second right onto N. National Championship Drive and the stadium will be directly ahead. Total travel time is approximately 15 minutes.

>From main arrival airport to media hotel:

Head southeast toward E Corona Rd; Sharp left onto S Tucson Blvd; Continue onto E Benson Hwy; Turn right onto S Campbell Ave/Kino Pkwy/South Kino Pkwy Continue to follow South Kino Pkwy; Make a U-turn; Use the right lane to merge onto I-10 W via the ramp to Phoenix; Use the right lane to take exit 258 toward Congress St/St Marys Rd; Use the right lane to merge onto S Freeway; Turn right onto W Congress St; Continue straight onto W Broadway Blvd; Destination will be on the left.

>From media hotel to stadium:

Head east on E Broadway Blvd toward S 5th Ave; Turn left onto N Euclid Ave; Turn right onto E 6th St; Turn left onto N Cherry Ave/National Championship Dr.

Other Trivia:

-The Arizona Bowl was sanctioned by the NCAA in March 2015 and the inaugural game was played on December 30, 2015.

-In its inaugural year, the Arizona Bowl hosted two teams from the Mountain West.

-The bowl's philanthropic mission gives 100% of its net proceeds back to Southern Arizona Charities. In five years of existence, the Arizona Bowl has given over \$4 million to charity.

Major Media in the area:

Arizona Daily Star	Arizona Republic
KGUN-TV 9 (ABC)	KMSB-TV 11 (Fox)
KOLD-TV 13 (CBS)	KVOA-TV 4 (NBC)
Associated Press Phoenix	Fox Sports Arizona

Barstool Sports Arizona Bowl

GAME HISTORY

Date	Result	Attendance	TV Rating
Inaugural Game			
12/29/15	Nevada 28, Colorado State 23	20,425	N/A
12/30/16	Air Force 45, South Alabama 21	33,868	N/A
12/30/17	New Mexico State 26, Utah State 20	39,132	CBSSN
12/29/18	Nevada 16, Arkansas State 13- OT	32,368	CBSSN
12/31/19	Wyoming 38, Georgia State 17	33,898	CBSSN
12/31/20	Ball State 34, San Jose State 13	0 (Covid)	CBS

Individual Awards:

Game	Offensive Player of the Game	Defensive Player of the
2015	James Butler RB, Nevada	Ian Seau DE, Nevada
2016	Arion Worthman QB, Air Force	Weston Steelhammer DB, Air Force
2017	Larry Rose III, RB, New Mexico State	Leon McQuaker, LB, New Mexico State
2018	Ty Gangi, QB, Nevada	BJ Edmonds, Safety, Arkansas State
2019	Xazavian Halladay, RB, Wyoming	Allijah Halliburton, DB, Wyoming
2020	Drew Plitt, QB, Ball State	Bryce Cosby, S, Ball State

Memorable Games:

2015: The inaugural game was held on December 29, 2015, between the Nevada Wolf Pack and the Colorado State Rams. It was to be played between teams from Conference USA and the Mountain West, with the Sun Belt as a secondary tie-in. However, due to a lack of bowl-eligible teams to meet these tie-ins, the game was ultimately played between Mountain West teams, marking the first time since 1979 that two teams from the same conference appeared in a non-championship bowl.

2017: Utah State's Savon Scarver returned a kickoff 96 yards for a touchdown in the first quarter, then New Mexico State's Jason Huntley took the ensuing kickoff 100 yards for a score.

2018: Nevada took what looked to be the winning lead with just 1:06 left on the clock, but Arkansas State tied the game with a field goal as regulation expired. The Red Wolves kicked a successful field goal in their overtime possession, but Nevada walked it off with an 11- yard touchdown pass to Reagan Roberson.

Top Individual Performances:

Xazavian Valladay, RB, Wyoming, 2019 – Wyoming's star back shone bright breaking off several big gains and capping his season with a stellar 208 yards and a touchdown on 26 carries. The X factor added 91 yards and a score receiving to capture NOVA Home Loans Arizona Bowl Offensive MVP honors.

James Butler, RB, Nevada, 2015 – The 5-foot-9, 200-pound back looked like a bowling ball on the winning touchdown run, but he also showcased his speed throughout a 24-carry, 189-yard rushing effort. Nevada passed for only 74 yards, so they needed every bit of Butler's production on the ground. He averaged 7.9 yards per carry and scored two touchdowns, making this an easy selection.

Elijah Mitchell, DB, Nevada, 2015 -- Mitchell's 96-yard kickoff return for a touchdown gave Nevada a 19-10 lead late in the second quarter. It was the Wolf Pack's first kickoff return for a touchdown since 1998, and it ended up being the difference in this win.

Last Year's Game:

Score by Quarters	1st	2nd	3rd	4th	Final
Ball State	27	0	7	0	37
San Jose State	0	0	13	0	13

Scoring:

Team Statistics:	Ball St.	SJSU
First Downs	21	18
Rush-Yds	51-185	22-69
Passing Yds	217	278
Cmp-Att-Yd-INT	12-19-0	26-46-4
Total Yards	524	355
Time of possession	31:17	28:43



BowlSeason.com



@BowlSeason



@BowlSeason



/BowlSeason



/BowlSeason

Outback Bowl

Game Date: Jan. 1, 2022
Kickoff time (EST): 12:00 p.m.
TV & Radio Network: ESPN2
Conference Tie-ins: Big 10, SEC
Mailing address: 4211 W. Boy Scout Blvd., Suite 560, Tampa, FL 33607
 (o) 813-874-2695 (fax) 813-873-1959
Website: www.outbackbowl.com
Facebook: facebook.com/theoutbackbowl
Twitter: @OutbackBowl



President/CEO: James McVay
 (o) 813-874-2695 (c) N/A
 E-mail: jimmcvay@outbackbowl.com

Media contact: Mike Schulze, Director of Communications & Sponsorships
 (o) 813-874-2695 (c) 813-240-2389
 E-mail: mike@outbackbowl.com

Ticket contact: Linda Karpovich
 (o) 813-874-2695 (c) N/A
 E-mail: linda@outbackbowl.com

Staff: Blake Guthrie, Director of Community Partnerships
 813-874-2695 E-mail: blake@outbackbowl.com
 Becky Weightman, Events Coordinator
 813-874-2695 E-mail: becky@outbackbowl.com

Team host contact: N/A

Ticket prices: \$80 to \$170

Tailgate/RV: yes

Stadium Information: Raymond James Stadium
 Capacity/Surface: 65,657 / Natural Grass
 Physical address: 4201 N. Dale Mabry Hwy., Tampa, FL 33607
 Stadium contact: Mickey Farrell, Director of Operations,
 813-350-6507, mfarrell@tampasportsauthority.com
 Contact for ordering phone lines:
 Frontier Communications, Jason McCool 813-483-2577
 Press box phone: 813-350-6225 / Wi-fi available

Media Credentials and Parking: Online at www.sportssystem.com/outbackbowl, available Nov. 30 through Dec. 20

Top Football Crowd in Stadium History:
 70,774 2009 Pittsburgh vs. Arizona (Super Bowl XLIII)

Top 5 Crowds in Bowl Game History:

1.	68,085*	1990	Auburn vs. Ohio State
2.	66,249	2002	South Carolina vs. Ohio State
3.	66,005	1999	Penn State vs. Kentucky
4.	65,881	2006	Florida vs. Iowa
5.	65,657	2004	Iowa vs. Florida

(*at Tampa Stadium, all others at Raymond James Stadium)



James McVay
President/CEO



Mike Schulze
Media Contact



Championship Trophy

This Year's Bowl Activities (Tentative Schedule):

Date / Event	Place	Time
Friday, January 1, 2022 Outback Bowl	Raymond James Stadium	12:30 p.m.

Designated team hotels:

Big Ten – Grand Hyatt Tampa Bay 2900 Bayport Drive Tampa, FL 33607 Cyndi Layton, contact 813-874-1234 cyndi.layton@hyatt.com	SEC -- Westin Tampa Harbour Island Hotel 725 South Harbour Island Blvd. Tampa, FL 33602 Vanessa Colon, contact 813-229-5007
---	--

Designated media hotel:

Hyatt House Tampa Airport Westshore
 Contact Alison Asher
 5308 Avion Park Dr., Tampa, FL 33607
 813-207-9500

Local airports: Tampa International Airport (TPA); American, Delta, Southwest, Frontier, Air Canada, AirTran, British Airways, JetBlue, United, US Airways, JetBlue St. Petersburg-Clearwater International; Allegiant, Sunwing, charters

Outback Bowl

Local tourism bureau: Visit Tampa Bay, Patrick Harrison, contact, 813-223-1111
Visit St. Pete Clearwater, David Downing contact, 727-464-7200

Prominent area tourist attractions:

Busch Gardens Tampa Bay, Lowry Park Zoo, Florida Aquarium, Dali Museum, Clearwater Beach, Fort DeSoto Beach, Historic Ybor City District

DIRECTIONS

>From main arrival airport to stadium:

Follow airport exit signs to Spruce Street, go east on Spruce Street for approximately three miles, take Boy Scout Blvd. to Dale Mabry Highway, turn left and take Dale Mabry for 1/2 mile, turn right onto Tampa Bay/Tom McEwen Blvd. (first light) just before stadium, Lot 5 is immediately on the right, walk to press gate directly across street just left of Gate D and the ramp tower.

>From main arrival airport to media hotel:

Follow airport exit signs to Spruce Street, go east on Spruce Street about one mile and turn right onto Westshore Blvd., take Westshore Blvd. south for one mile to Cypress Street, Holiday Inn Westshore will be on the right.

>From media hotel to stadium:

During week: Take Westshore Blvd. north to Spruce Street/Boy Scout Rd., turn right, take Boy Scout past Dale Mabry, the road becomes Columbus Ave., to Himes Ave. (light) and turn left, take Himes Ave. 3/4 mile (past light) to Lot B entrance on the left.

Game day: Lots 5 & 7 - Take Westshore Blvd. North to Spruce/Boy Scout Rd., turn right, take Boy Scout to Dale Mabry (third light) and turn left, take Dale Mabry 1/2 mile and turn right onto Tampa Bay/Tom McEwen Blvd. (first light) just before stadium, Lot 5 is immediately on the right.

Game day: Lot 6 - Take Westshore Blvd. North to Spruce/Boy Scout Rd., turn right, take Boy Scout to Himes Ave. (fourth light) and turn left, take Himes Ave. 1/4 mile and turn left into Lot 6, walk around left side of stadium to press gate just left of gate D.

Other Trivia:

- The Outback Bowl is celebrating its 35th year in Tampa Bay with this year's game.
- The Outback Bowl boasts the longest title sponsor among college bowls in Outback Steakhouse, who signed on with the game in April of 1995 and whose contract runs through the January 2026 bowl game.
- The game has been played on ESPN/ABC for 29 years, and this year's game will mark the 32nd year the game has been in the traditional New Year's Day lineup.
- The Outback Bowl was the first national sporting event of the new millennium, kicking off on January 1, 2000, eight minutes before the AT&T Cotton Bowl Classic that year.

Major Media in the area:

WFLA-TV (NBC)
Tampa Bay Times

WTSP-TV (CBS)
WFTS-TV (ABC)

WTVT-TV (Fox)

Outback Bowl

GAME HISTORY

Date	Result	Attendance	TV Rating
Hall of Fame Bowl			
12/23/86	Boston College 27, Georgia 24	41,000	Mizlou
1/2/88	Michigan 28, Alabama 24	61,075	NBC
1/2/89	Syracuse 23, LSU 10	51,112	NBC
1/1/90	Auburn 31, Ohio State 14	68,085	NBC
1/1/91	Clemson 30, Illinois 0	63,154	NBC
1/1/92	Syracuse 24, Ohio State 17	57,789	NBC
1/1/93	Tennessee 38, Boston College 23	52,056	ESPN
1/1/94	Michigan 42, North Carolina State 7	52,649	ESPN
1/2/95	Wisconsin 34, Duke 20	61,384	ESPN

Outback Bowl

1/1/96	Penn State 43, Auburn 14	65,313	5.0 ESPN
1/1/97	Alabama 17, Michigan 14	53,161	5.3 ESPN
1/1/98	Georgia 33, Wisconsin 6	56,186	3.2 ESPN
1/1/99	Penn State 26, Kentucky 14	66,005	4.8 ESPN
1/1/00	Georgia 28, Purdue 25 (OT)	54,059	3.3 ESPN
1/1/01	South Carolina 24, Ohio State 7	65,229	3.4 ESPN
1/1/02	South Carolina 31, Ohio State 28	66,249	3.7 ESPN
1/1/03	Michigan 38, Florida 30	65,101	4.2 ESPN
1/1/04	Iowa 37, Florida 17	65,657	4.5 ESPN
1/1/05	Georgia 24, Wisconsin 21	62,414	3.6 ESPN
1/2/06	Florida 31, Iowa 24	65,881	2.4 ESPN
1/1/07	Penn State 20, Tennessee 10	65,601	4.4 ESPN
1/1/08	Tennessee 21, Wisconsin 17	60,121	3.4 ESPN
1/1/09	Iowa 31, South Carolina 10	55,117	3.1 ESPN
1/1/10	Auburn 38, Northwestern 35 (OT)	49,383	4.1 ESPN
1/1/11	Florida 37, Penn State 24	60,574	7.1 ABC
1/2/12	Michigan State 33, Georgia 30 (OT)	49,429	5.14 ABC
1/1/13	South Carolina 33, Michigan 28	54,527	4.3 ESPN
1/1/14	LSU 21, Iowa 14	51,296	3.2 ESPN
1/1/15	Wisconsin 34, Auburn 31 (OT)	44,023	3.7 ESPN2
1/2/16	Tennessee 45, Northwestern 6	53,202	1.7 ESPN2
1/1/17	Florida 30, Iowa 3	51,119	3.6 ABC
1/1/18	South Carolina 26, Michigan 19	45,687	3.1 ESPN2
1/1/19	Iowa 27, Mississippi State 22	40,518	1.7 ESPN2
1/1/20	Minnesota 31, Auburn 24	45,652	2.4 ESPN
1/2/21	Mississippi 26, Indiana 20	11,025	2.5 ABC

Individual Awards:

Most Valuable Player

1986	Gary Moss & James Jackson, Georgia	1988	Jamie Morris, Michigan
1989	Robert Drummond, Syracuse	1990	Reggie Slack, Auburn
1991	DeChane Cameron, Clemson	1992	Marvin Graves, Syracuse
1993	Heath Shuler, Tennessee	1994	Tyrone Wheatley, Michigan
1995	Terrell Fletcher, Wisconsin	1996	Bobby Engram, Penn State
1997	Dwayne Rudd, Alabama	1998	Mike Bobo, Georgia
1999	Courtney Brown, Penn State	2000	Drew Brees, Purdue
2001	Ryan Brewer, South Carolina	2002	Phil Petty, South Carolina
2003	Chris Perry, Michigan	2004	Fred Russell, Iowa
2005	David Pollack, Georgia	2006	Dallas Baker, Florida
2007	Tony Hunt, Penn State	2008	Erik Ainge, Tennessee
2009	Shonn Greene, Iowa	2010	Darvin Adams, Auburn
2011	Ahmad Black, Florida	2012	Brandon Boykin, Georgia
2013	Ace Sanders, South Carolina	2014	Jeremy Hill, LSU
2015	Melvin Gordon, Wisconsin	2016	Jalen Hurd, Tennessee
2017	Chauncey Gardner, Florida	2018	Jake Bentley, South Carolina
2019	Nick Easley, Iowa	2020	Tyler Johnson, Minnesota
2021	Matt Coral, Mississippi		

Memorable Games:

- 2015: In a back-and-forth game that saw six lead changes, Wisconsin RB Melvin Gordon rushed for a bowl record 251 yards to carry the Badgers to a 34-31 overtime win against the Auburn Tigers. Badger coaching legend Barry Alvarez led the team in an interim role as he put his own stamp on the team, including converting 4-of-4 fourth down attempts during the game. In his return to the field one last time, his players carried him off the field following the emotional victory.
- 2013: South Carolina quarterback Dylan Thompson, who didn't start and divided time with Connor Shaw, found Bruce Ellington with a 32-yard game-winning touchdown pass with only 0:11 left, giving the Gamecocks a 33-28 victory over Michigan. Both Thompson and Shaw had two touchdowns passes in the win which saw four lead changes in the final quarter.
- 2012: One of the most recent edition of the Outback Bowl became one of the closest, as Michigan State finally prevailed in a 33-30 triple-overtime decision on Dan Conroy's 28-yard field goal. The game marked only the third time in NCAA bowl history that a game went into three overtimes.
- 2010: In what has been described as one of the most exciting college football games ever, Auburn and Northwestern combined for more than 1,000 total offensive and broke or tied 32 Outback Bowl records as well as several NCAA bowl records, before Auburn finally prevailed 38-35 in overtime. Northwestern ran 115 offensive plays, an all-time bowl-game record.
- 2003: The first appearance by a home-state team (Florida) turned into a wide-open shootout, with the Gators and Michigan trading the lead eight different times in the Wolverines' 38-30 victory. Michigan running back Chris Perry set a school and Outback Bowl record with four rushing touchdowns.
- 2000: Despite Drew Brees' record-setting performance as Purdue's quarterback, Georgia rallied from a 25-0 first-half deficit and posted a 28-25 overtime victory. At the time, it was the biggest comeback in NCAA bowl history.

Outback Bowl

Top Individual Performances:

Melvin Gordon, RB, Wisconsin, 2015 -- Rushed for an Outback Bowl record 251 yards and a 7.4 average, adding three TDs in the Badgers' overtime win over Auburn.

Drew Brees, QB, Purdue, 2000 -- Threw for 378 yards and set or tied six Outback Bowl records, and threw for three touchdowns in the first quarter alone and four in the first half. But Georgia still rallied to take a 28-25 win over the Boilermakers.

Jamie Morris, RB, Michigan, & Bobby Humphrey, RB, Alabama, 1988 -- In only the game's second staging, the two running backs put the then-Hall of Fame bowl on the map, combining for 383 rushing yards and five touchdowns in Michigan's narrow 28-24 win. Morris also had a 77-yard scoring run, still the longest in the bowl's history.

Mike Bobo, QB, Georgia, 1998 -- Completed 19 straight passes, setting a bowl record, on the way to the game's most accurate performance ever by a quarterback. His 26-of-28 passing effort helped the Bulldogs take a 33-6 win over Wisconsin. Hines Ward had 12 of those catches.

Last Year's Game:

Ole Miss held off the Top 10 ranked Indiana Hoosiers fourth quarter rally in their first post-season appearance in five years. Indiana notched two touchdowns in the final period to tie the game 20-20 before Mississippi QB Matt Corral connected with Dontario Drummond for a 3 yd TD reception with 4:12 remaining. From there the Ole Miss defense held fast to secure the victory.

Score by Quarters	1st	2nd	3rd	4th	Final
Mississippi	6	7	7	6	26
Indiana	3	0	3	14	20

Scoring:

First Quarter: Mississippi -- Luke Logan 26-yard FG, Indiana -- Campbell 50 yard FG. Mississippi -- Luke Logan 24-yard FB.

Second Quarter: Miss. -- Corral 5 yd TD pass to Kelly (Logan kick).

Third Quarter: Indiana -- Campbell 53 yd FG, Miss. -- Connor 4 yd TD run (Logan kick)

Fourth Quarter: Indiana -- Scott 3 yd TD run (Campbell kick), Indiana -- Scott 4 yd TD run (Campbell Kick), Miss -- Corral 3 yd TD pass to Drummond (Logan Kick NG)

Team Statistics:	Mississippi	Indiana
First Downs	27	26
Rushes- Net Yards	35-147	40- 168
Net Yards Passing	346	201
Passing (Comp-Att-Int)	31-45-0	26-45-1
Total Plays	80	85
Total Net Yards	493	369
Fumbles Lost	0	1
Penalties-Yards	8-79	5-50
Time of Possession	24:19	35:41

Individual Statistics

RUSHING

Mississippi --Parrish Jr. 17-63, Connor 6-43, Corral 7-37.

Indiana -- Scott III 19-99, Tuttle 9-26.

PASSING

Mississippi -- Matt Corral 30-44-0,, 342 yards, 2 TD;

Indiana -- Jack Tuttle 26-45-1, 201 yds, 0 TD.

RECEIVING

Mississippi -- Dontario Drummond 6-110, 1 TD; John Rhys Plumlee5-73; Casey Kelly 6-49, 1 TD.

Indiana -- Whop Philyor 18-81; Stevie Scott III 2-34; Ty Fryfogle 3-34.

PUNTING

Mississippi -- Mac Brown 3-48.3 52 long. Indiana -- Haydon Whitehead 3-55.0 64 long.

PlayStation Fiesta Bowl

Game Date: Jan. 1, 2022
Kickoff time (EST): 1:00 p.m.
TV & Radio Network: ESPN
Conference Tie-ins: College Football Playoff
Mailing address: 7135 East Camelback Road, #190,
 Scottsdale, Arizona 85251
 (o) 480-350-0900 (fax) 480-350-0915
Website: www.fiestabowl.org
Facebook: facebook.com/FiestaBowl
Twitter: @Fiesta_Bowl



Executive Director: Mike Nealy
 (o) 480-350-0941
mnealy@fiestabowl.org

Media contact: Scott Leightman,
 Senior Director of Communications
 (o) 480-517-6291 (c) 602-565-3147
sleightman@fiestabowl.org

Ticket contact: Billy Welsh
 Director, Ticket Operations
 480-517-6264 / bwelsh@fiestabowl.org

Staff: Bob Whitehouse, Chief Operating Officer
 480-350-0944, bwhitehouse@fiestabowl.org
 Curt Krizan, Chief Financial Officer
 480-350-0921, ckrizan@fiestabowl.org
 Jose Moreno, Chief Marketing Officer
 & Community Relations
 480-517-6287, jmoreno@fiestabowl.org

Team host contact: Emily Holden
 Director of Game & Event Operations
 (o) 480-736-3917 (c) 602-809-5554
eholden@fiestabowl.org

Ticket prices: \$98 - \$395
Tailgate/RV: TBD, (o) 480-736-3909

Stadium Information: State Farm Stadium
 Capacity/Surface: 73,000/Natural Grass
 Physical address: 1 Cardinals Dr., Glendale, Ariz. 85305
 Stadium contact: Rebecca Mobley, (o) 623.433.7108,
 (m) 706.248.2567, rmobley@statefarmstadium.com

Contact for ordering phone lines: Alex Nash
 (o) 480-350-0925 (c) 602-625-5733, anash@fiestabowl.org
 Press box phone: N/A / Wi-fi available

Media Credentials and Parking: Apply online at
fiestabowl.org/media-room

Top Football Crowd in Stadium History:

78,603	2011	Auburn vs. Oregon
--------	------	-------------------

(BCS Championship game)

Top 5 Crowds in Bowl Game History:

1.	80,740	1999	Tennessee vs. Florida State
2.	79,864	1996	Nebraska vs. Florida
3.	78,603	2011	Auburn vs. Oregon
3.	77,502	2003	Ohio State vs. Miami
5.	75,428	2001	Oregon State vs. Notre Dame

(NOTE: Games before 2006 were played at Sun Devil Stadium)



Mike Nealy
Executive Director



Scott Leightman
Media Contact



Championship Trophy

This Year's Bowl Activities (Tentative Schedule in MST):

Date / Event	Place	Time
Monday, December 27, 2021		
Team Arrivals	Phoenix Sky Harbor International Airport (brief press conference with Head Coach and two student-athletes upon arrival at airport)	TBD
Tuesday, December 28, 2021		
Coordinators Press Conference	Arizona Ballroom, Camelback Inn	8:30 a.m. - 10:30 a.m.
Visiting Team Offense (5 off. players + off. coordinator)	Arizona Ballroom, Camelback Inn	8:30 a.m. - 9:15 a.m.
Home Team Defense (5 def. players + def. coordinator)	Arizona Ballroom, Camelback Inn	9:45 a.m. - 10:30 a.m.
Team Practices	Locations TBD	TBD
Wednesday, December 29, 2021		
Coordinators Press Conference	Arizona Ballroom, Camelback Inn	8:30 a.m. - 10:30 a.m.
Visiting Team Defense (5 def. players + def. coordinator)	Arizona Ballroom, Camelback Inn	8:30 a.m. - 9:15 a.m.
Home Team Offense (5 off. players + off. coordinator)	Arizona Ballroom, Camelback Inn	9:45 a.m. - 10:30 a.m.

PlayStation Fiesta Bowl

Team Practices	Locations TBD	TBD
Team Community Outreach Event	Location TBD	TBD
Thursday, December 30, 2021		
Visiting Team Media Day	Arizona Ballroom, Camelback Inn	8:30 a.m. - 9:30 a.m.
Head Coaches		8:30 a.m. - 9:15 a.m.
All Players in team game jersey		8:45 a.m. - 9:30 a.m.
Media Availability with Fiesta Bowl	Arizona Ballroom, Camelback Inn	9:30 a.m. - 10:00 a.m.
Executive Director Mike Nealy and Chair of the Board of Directors Patrick Barkley		
Home Team Media Day	Arizona Ballroom, Camelback Inn	10:00 a.m. - 11:00 a.m.
Head Coaches		10:00 a.m. - 10:45 a.m.
All Players in team game jersey		10:15 a.m. - 11:00 a.m.
Team Community Outreach Event	Location TBD	TBD
Media Party	Location TBD	7:00 p.m. - 10:00 p.m.
Friday, December 31, 2021		
Joint Head Coach Press Conference	Arizona Ballroom, Camelback Inn	8:30 a.m. - 9:00 a.m.
Phoenix Zoo Animal Prediction	Phoenix Zoo	TBD
Saturday, January 1, 2022		
51st Annual PlayStation Fiesta Bowl	State Farm Stadium	11:00 a.m.
Post Game Press Conference	State Farm Stadium	TBD

***NOTE: All of the above dates, times and locations are subject to change**

Designated team hotels:

Bowl does not release team hotels. Teams and conferences should contact bowl office for hotel information.

Designated media hotel:

JW Marriott Camelback Inn
5402 East Lincoln Drive, Scottsdale, AZ 85253
480-948-1700

Local airport: Phoenix Sky Harbor International Airport: www.skyharbor.com

Local tourism bureau:

Experience Scottsdale- 4250 N. Drinkwater Blvd, Ste. 300, Scottsdale, AZ 85251, www.experiencescottsdale.com, Alleson Dunaway, Destination Services Manager, 480- 949-6281, adunaway@experiencescottsdale.com

Visit Phoenix- 125 N. 2nd St. Ste. 120, Phoenix AZ 85004, 877-CALLPHX or 602-254-650, www.visitphoenix.com

Prominent area tourist attractions:

Ziegler Fiesta Bowl Museum, Grand Canyon, Sonoran Desert, Historic Downtown Glendale, Thunderbird Conservation Park, Arizona Cowboy College, Scottsdale Museum of Contemporary Art, Musical Instrument Museum, Frank Lloyd Wright's Taliesin West, Paolo Soleri's Cosanti, Phoenix Zoo, Desert Botanical Gardens, Heard Museum

DIRECTIONS

>From main arrival airport to stadium:

(Approximately 30 miles) Follow signs to West Valley cities, taking I-10 West toward Phoenix/Los Angeles, stay on I-10 West for approximately 14 miles, take the AZ-Loop-101 North exit, follow AZ-Loop-101 North for approximately four miles, exit at Cardinals Way and turn right, turn left at 95th Avenue and continue toward the stadium. The stadium will be on the right.

>From main arrival airport to media hotel:

(Approximately nine miles) When exiting the airport, follow signs to 44th Street and go north on 44th Street for approximately five miles, the road curves to the right and briefly becomes McDonald Drive, turn right on Lincoln Drive and the entrance to Camelback Inn resort will be on the left at the next stoplight.

>From media hotel to stadium:

(Approximately 28 miles) Turn right out of the resort heading west on Lincoln Drive, follow Lincoln Drive to AZ-51 South, take AZ-51 South for approximately five miles and merge onto I-10 West toward Los Angeles, follow I-10 West for approximately 13 miles, take the AZ-Loop-101 North exit, staying on AZ-Loop-101 for approximately four miles, exit at Cardinals Way and turn right. Turn left at 95th Avenue and continue toward the stadium. The stadium will be on the right.

Other Trivia:

- Nineteen Ohio State and Notre Dame players that played in the 2015-16 Fiesta Bowl were selected in the 2016 NFL Draft. That's more than any other bowl game this past season.
- The Fiesta Bowl trophy has the unique features of an inlaid compass in the base, an internal LED lighting system and its base and platform carved from marble. It stands almost four feet high and weighs 200 pounds, and has 38.6 karats of diamonds encrusting the football stripes.
- Home-state favorite Arizona State posted one of the biggest yardage totals in NCAA bowl history in the 1972 Fiesta Bowl, rolling up 718 yards against Missouri on a 49-35 win in just the second game in bowl history.
- Over the last 13 years, the Fiesta Bowl has helped generate approximately \$3 billion in economic impact to the State of Arizona.

Major Media in the area:

Arizona Republic	KNXV-TV 15 (ABC)	KSAZ-TV 10 (FOX)
KPHO-TV 5 (CBS)	KTVK-TV 3 (IND)	Arizona Sports 98.7 Radio
KPNX-TV 12 (NBC)	KTAR-FM 92.3 Radio	FOX Sports 910 Radio
ESPN Radio 620 AM	ESPN Deportes 710 AM	

PlayStation Fiesta Bowl

GAME HISTORY

Date	Result	Attendance	TV Rating
			Fiesta Bowl
12/27/71	Arizona State 45, Florida State 38	51,098	Mizlou
12/23/72	Arizona State 49, Missouri 35	51,318	Hughes
12/21/73	Arizona State 28, Pittsburgh 7	50,878	Mizlou
12/28/74	Oklahoma State 16, BYU 6	50,879	CBS
12/26/75	Arizona State 17, Nebraska 14	51,396	CBS
12/25/76	Oklahoma 41, Wyoming 7	48,714	CBS
12/25/77	Penn State 42, Arizona State 30	57,727	CBS
12/25/78	Arkansas 10, UCLA 10 (tie)	55,227	18.2 NBC
12/25/79	Pittsburgh 16, Arizona 10	55,347	NBC
12/26/80	Penn State 31, Ohio State 19	66,378	NBC
1/1/82	Penn State 26, Southern Cal 10	71,053	NBC
1/1/83	Arizona State 32, Oklahoma 21	70,553	7.9 NBC
1/2/84	Ohio State 28, Pittsburgh 23	66,484	7.9 NBC
1/1/85	UCLA 39, Miami 37	60,310	7.9 NBC

Sunkist Fiesta Bowl

1/1/86	Michigan 27, Nebraska 23	72,454	NBC
1/2/87	Penn State 14, Miami 10	73,098	24.9 NBC
1/1/88	Florida State 31, Nebraska 28	72,112	7.9 NBC
1/2/89	Notre Dame 34, West Virginia 21	74,911	17.0 NBC
1/1/90	Florida State 41, Nebraska 17	73,911	7.9 NBC
1/1/91	Louisville 34, Alabama 7	69,098	6.2 NBC

IBM OS/2 Fiesta Bowl

1/1/92	Penn State 42, Tennessee 17	71,133	7.0 NBC
1/1/93	Syracuse 26, Colorado 22	70,224	7.9 NBC
1/1/94	Arizona 29, Miami 0	72,260	7.9 NBC
1/2/95	Colorado 41, Notre Dame 24	73,986	6.0 NBC

Tostitos Fiesta Bowl

1/2/96	Nebraska 62, Florida 24	79,864	CBS
1/1/97	Penn State 38, Texas 15	65,106	CBS
12/31/97	Kansas State 35, Syracuse 18	69,367	CBS
1/4/99	Tennessee 23, Florida State 16	80,470	ABC
1/2/00	Nebraska 31, Tennessee 21	71,526	ABC
1/1/01	Oregon State 41, Notre Dame 9	75,428	10.7 ABC
1/1/02	Oregon 38, Colorado 16	74,118	11.3 ABC
1/3/03	Ohio State 31, Miami 24	77,502	17.2 ABC
1/2/04	Ohio State 35, Kansas State 28	73,425	8.5 ABC
1/1/05	Utah 35, Pittsburgh 7	73,519	7.4 ABC
1/2/06	Ohio State 34, Notre Dame 20	76,196	12.9 ABC
1/1/07	Boise State 43, Oklahoma 42 (OT)	73,719	8.4 FOX
1/2/08	West Virginia 48, Oklahoma 28	70,016	FOX
1/5/09	Texas 24, Ohio State 21	72,047	10.4 FOX
1/4/10	Boise State 17, Texas Christian 10	73,227	8.2 FOX
1/1/11	Oklahoma 48, Connecticut 20	67,232	6.7 ESPN
1/2/12	Oklahoma State 41, Stanford 38	69,927	9.6 ESPN
1/3/13	Oregon 35, Kansas State 17	70,242	8.6 ESPN
1/1/14	UCF 52, Baylor 42	65,172	6.6 ESPN

VIZIO Fiesta Bowl

12/31/14	Boise State 38, Arizona 30	66,896	4.6 ESPN
----------	----------------------------	--------	----------

BattleFrog Fiesta Bowl

1/1/16	Ohio State 44, Notre Dame 28	71,123	5.6 ESPN
--------	------------------------------	--------	----------

PlayStation Fiesta Bowl

12/31/2016	Clemson 31, Ohio State 0	71,279	5.6 ESPN
12/31/2017	Penn State 35, Washington 28	61,842	5.7 ESPN
1/1/2019	LSU 40, UCF 32	57,246	5.0 ESPN
12/28/2019	Clemson 29, Ohio State 23	71,330	10.6 ESPN
1/2/2021	Iowa State 34, Oregon 17	n/a COVID	

Individual Awards:

	Offensive Player of the Game	Defensive Player of the Game
1971	Gary Huff, Florida State	Junior Ah You, Arizona State
1972	Woody Green Arizona State	Mike Fink, Missouri
1973	Greg Hudson, Arizona State	Mike Haynes, Arizona State
1974	Kenny Walker, Oklahoma State	Phil Dokes, Oklahoma State
1975	John Jefferson, Arizona State	Larry Gordon, Arizona State
1976	Thomas Lott, Oklahoma	Terry Peters, Oklahoma
1977	Dennis Sproul, Arizona State	Matt Millen, Penn State
1978	James Owens, UCLA	Jimmy Walker, Arkansas
1979	Mark Schubert, Pittsburgh	Dave Liggins, Arizona
1980	Curt Warner, Penn State	Frank Case, Penn State
1982	Curt Warner, Penn State	Leo Wisniewski, Penn State
1983	Marcus Dupree, Oklahoma	Jim Jeffcoat, Arizona State
1984	John Congemi, Pittsburgh	Rowland Tatum, Ohio State
1985	Gaston Green, UCLA	James Washington, UCLA
1986	Jamie Morris, Michigan	Mark Messner, Michigan
1987	D.J. Dozier, Penn State	Shane Conlan, Penn State
1988	Danny McManus, Florida State	Neil Smith, Nebraska
1989	Tony Rice, Notre Dame	Frank Stams, Notre Dame
1990	Peter Tom Willis, Florida State	Odell Haggins, Florida State
1991	Browning Nagle, Louisville	Roy Buchanan, Louisville
1992	O.J. McDuffie, Penn State	Reggie Givens, Penn State
1993	Marvin Graves, Syracuse	Kevin Mitchell, Syracuse
1994	Chuck Levy, Arizona	Tedy Bruschi, Arizona
1995	Kordell Stewart, Colorado	Shannon Clavelle, Colorado
1996	Tommie Frazier, Nebraska	Michael Booker, Nebraska
1997	Curtis Enis, Penn State	Brandon Noble, Penn State

PlayStation Fiesta Bowl

1997	Michael Bishop, Kansas State	Travis Ochs, Kansas State
1999	Peerless Price, Tennessee	Dwayne Goodrich, Tennessee
2000	Eric Crouch, Nebraska	Mike Brown, Nebraska
2001	Jonathan Smith, Oregon State	Darnell Robinson, Oregon State
2002	Joey Harrington, Oregon	Steve Smith, Oregon
2003	Craig Krenzel, Ohio State	Michael Doss, Ohio State
2004	Craig Krenzel, Ohio State	A.J. Hawk, Ohio State
2005	Alex Smith & Paris Warren, Utah	Steve Fifita, Utah
2006	Troy Smith, Ohio State	A.J. Hawk, Ohio State
2007	Jared Zabransky, Boise State	Marty Tadman, Boise State
2008	Patrick White, West Virginia	Reed Williams, West Virginia
2009	Colt McCoy, Texas	Roy Miller, Texas
2010	Kyle Efaw, Boise State	Brandyn Thompson, Boise State
2011	Landry Jones, Oklahoma	Jamell Fleming, Oklahoma
2012	Justin Blackmon, Oklahoma State	Justin Gilbert, Oklahoma State
2013	Marcus Mariota, Oregon	Michael Clay, Oregon
2014	Blake Bortles, UCF	Terrance Plummer, UCF
2014 (Dec)	Thomas Sperback, Boise State	Tanner Vallejo, Boise State
2016 (Jan)	J.T. Barrett, Ohio State	Eli Apple, Ohio State
2016 (Dec)	Deshawn Watson, Clemson	Clelin Ferrell, Clemson
2017	Trace McSorley, Penn State	Marcus Allen, Penn State
2019 (Jan)	Joe Burrow, LSU	Rashard Lawrence, LSU
2019 (Dec)	Trevor Lawrence, Clemson	Chad Smith, Clemson
2021	Brock Purdy, Iowa State	O'Rien Vance, Iowa State

Memorable Games:

- 1987: Penn State's Pete Gifopoulos intercepted a Vinny Testaverde pass at the PSU one-yard-line with nine seconds left, assuring the Nittany Lions of a 14-10 win over Miami and their second national title in five years.
- 2003: Called by some the greatest game in college football history, Ohio State held Miami three times from the one-yard-line in the second overtime to take a 31-24 win and claim the Buckeyes' fifth consensus national championship. It was the first OT game in Fiesta Bowl history and the first in the then-five-year history of the BCS.
- 2007: Boise State used a series of trick plays, including a halfback pass for an overtime TD and a "Statue of Liberty" on a two-point conversion, to pave the way to a 43-42 win over Oklahoma. The teams combined for 22 points in the final 86 seconds of regulation to send the game into overtime.

Top Individual Performances:

- Curt Warner, RB, Penn State, 1980 & 1982 -- One of only two players named Offensive Player of the Game twice, scored TD's on his first carry in both games and ran for 300 yards and three scores in leading Penn State past Ohio State (155 yards) in 1980 and Southern Cal (145 yards) in 1982.
- Steve Smith, CB, Oregon, 2002 -- Intercepted three passes from two Colorado quarterbacks, setting a bowl record, and led a defense that held the Buffaloes to 49 rush yards while recording four sacks.
- Peter Tom Willis, QB, Florida State, 1990 -- Threw for a bowl-record five touchdowns and 442 yards in leading the Seminoles past Nebraska 41-17. He led FSU to a 41-3 advantage in the middle two quarters.

Last Year's Game:

The 50th Anniversary of the Fiesta Bowl was Iowa State's first-ever major Bowl appearance. To add some more excitement, it was the first time in Fiesta Bowl history that both starting quarterbacks were Arizona natives. The Cyclones made the most of playing in the biggest game in program history, their first-ever New Year's Six Bowl, defeating Oregon 34-17 behind solid play on both sides of the ball.

Score by Quarters	1st	2nd	3rd	4th	Final
ORE	7	10	0	0	17
ISU	7	21	3	3	34

Scoring:

First Quarter: ISU – Breece Hall 1-yard run (Connor Assalley kick); ORE – Anthony Brown 6-yard run (Henry Katleman kick); Second Quarter: ISU – Charlie Kolar 14-yard pass from Brock Purdy (Assalley kick); ORE – Anthony Brown 6-yard run (Katlman kick); ISU – Brock Purdy 1-yard run (Assalley kick); ISU – Breece Hall 1-yard run (Assalley kick); ORE – Katleman 47-yard field goal; Third Quarter: ISU – Assalley 33-yard field goal; Fourth Quarter: ISU – Assalley 39-yard field goal

Team Statistics:	ORE	ISU
First Downs	17	25
Rushes- Net Yards	18-86	56-228
Net Passing Yards	226	156
Passing (Comp-Att-Int)	19-28-1	20-29-0
Total Plays	46	85
Total Net Yards	312	384
Fumbles Lost	3	0
Penalties-Yards	3-30	4-20
Time of Possession	17:12	42:48

Individual Statistics

RUSHING

ORE – Travis Dye 8-52, Anthony Brown 4-36-2, Tyler Shough 4-8;
ISU – Breece Hall 34-136-2, Kene Nwangwu 11-55, Brock Purdy 9-39-1

PASSING

ORE – Anthony Brown 12-19-147, Tyler Shough 7-9-79, INT;
ISU – Brock Purdy 20-29-156, 1 TD

RECEIVING

ORE – Johnny Johnson 4-41, Mycah Pittman 3-34, Jaylon Redd 3-29, Hunter Kampoyer 3-28.
ISU – Charlie Kolar 5-53, 1, Xavier Hutchinson 4-45, Chase Allen 3-21, Breece Hall 2-10.

PUNTING

ORE – Tom Snee 3-142, 53 long.
ISU – Joe Rivera 3-112, 48 long



BowlSeason.com



@BowlSeason



@BowlSeason



/BowlSeason



/BowlSeason

Did you miss any of our podcast guests?



Christine Williamson
(Ep. 8)




Pepper Johnson
(Ep. 8)



Bernie Olivas
(Ep. 8)



Eric Mac Lain
(Ep. 9)



Brian Cushing
(Ep. 9)



Derrick Fox
(Ep. 9)



Holly Rowe
(Ep. 10)



Dave Wannstedt
(Ep. 10)



Alan Gooch
(Ep. 10)



Kevin McNamara
(Ep. 11)




Chad Hennings
(Ep. 11)



Eric Poms
(Ep. 11)




Joel Klatt
(Ep. 12)




Richard Giannini
(Ep. 12)



Tom Hart
(Ep. 13)



Cole Cubelic
(Ep. 13)



Bill Hancock
(Ep. 13)



Ralph Russo
(Ep. 14)



Roman Harper
(Ep. 14)



Scott Ramsey
(Ep. 14)

LISTEN NOW

POWERED BY TONY FAY PUBLIC RELATIONS

Vrbo Citrus Bowl

Game Date: Jan. 1, 2021
Kickoff time (EST): 1 p.m.
TV & Radio Network: ABC/ ESPN Radio
Conference Tie-ins: SEC/Big Ten
Mailing address: 1 Citrus Bowl Place,
Orlando, FL 32805
(o) 407-423-2476 (fax) 407-425-8451

Website: www.citrusbowlorlando.com
Facebook: facebook.com/CitrusBowlOrlando
Twitter: @CitrusBowl

Chief Executive Officer: Steve Hogan
407-423-2476; shogan@fcsports.com

Media contact: Sam Gardner
407-423-2476; sgardner@fcsports.com

Ticket contact: Michelle Sheldon
407-423-2476; msheldon@fcsports.com

Team host contact: Susan Fortini
407-423-2476; sfortini@fcsports.com

Team hosts: TBA

Ticket prices: \$50-\$255
Tailgate/RV: Online at CitrusBowlOrlando.com/parking

Stadium Information: Camping World Stadium
Capacity/Surface: 60,219 / AstroTurf Game Day Grass 3D
Physical address: 1 Citrus Bowl Place, Orlando, Fla. 32805
Stadium contact: Matt Larsen, 407-440-5706

Contact for ordering phone lines: Sam Gardner
407-423-2476; sgardner@fcsports.com
Press box phone: 407-244-5766/Wi-fi & Ethernet available

Media Credentials and Parking: Online at www.FloridaCitrusSports.com/media

Top Football Crowd in Stadium History:
73,358 2003 Florida A&M vs. Bethune Cookman
(WDW Florida Classic)

Top 5 Crowds in Bowl Game History:
1. 72,940 1998 Florida vs. Penn State
2. 72,456 1994 Penn State vs. Tennessee
3. 72,328 1991 Georgia Tech vs. Nebraska
4. 71,195 1995 Alabama vs. Ohio State
5. 70,797 1996 Tennessee vs. Ohio State
(all games at Camping World Stadium)

This year's Bowl Activities (Tentative Schedule):

Date / Event	Place	Time
Friday, January 1, 2022		
Vrbo Citrus Bowl	Camping World Stadium	1 p.m.

Designated team hotels:

Big Ten	SEC
Renaissance Orlando at SeaWorld	Hyatt Regency
Orlando 6677 Sea Harbor Drive	9801 International Drive
Orlando, FL 32821	Orlando, FL 32819
407-351-5555	407-284-1234

Designated media hotel:

Rosen Plaza Hotel	407-996-9700
9700 International Drive	Orlando, FL 32819

Local airport: Orlando International Airport (MCO); AeroMexico, Air Canada, AirTran, Alaska Airlines, American, British Airways, Continental, Delta, Frontier, JetBlue, Southwest, Spirit, United, US Airways, Virgin America
Regional: Orlando-Sanford International Airport (SFB); Allegiant

Local tourism bureau: Orlando Convention and Visitors Bureau, www.visitorlando.com

Prominent area tourist attractions:

Walt Disney World, Universal Orlando, Sea World, Kennedy Space Center

DIRECTIONS

>From main arrival airport to stadium:

Take North airport exit to SR436 / Semoran Blvd. and proceed north to SR 408 westbound, exit SR 408 at Orange Blossom Trail and proceed north (right) on Orange Blossom Trail, turn



Steve Hogan
Chief Executive



Sam Gardner
Media Contact

Vrbo Citrus Bowl

left on Colyer, South or Church Streets to reach Citrus Bowl Stadium.

>From main arrival airport to media hotel:

Take FL 528 West to Exit 1 / International Drive, keep right at the fork and merge onto International Drive, make a U-turn at Pointe Plaza Avenue and the Rosen Plaza Hotel will be on the right.

>From media hotel to stadium:

Head north on International Drive and turn left onto Sand Lake Road, merge onto I-4 via the ramp to Orlando, take Exit 80B, merge onto Orange Blossom Trail, turn left on Colyer, South or Church Streets to reach Citrus Bowl Stadium.

Major Media in the area:

Orlando Sentinel	WESH-TV 2 (NBC)	WKMG-TV 6 (CBS)
WFTV-TV 9 (ABC)	WOFL-TV 35 (Fox)	
WHOO-AM 1080 Radio	WYGM 96.9 The Game	

GAME HISTORY

Date	Result	Attendance	TV Rating
Tangerine Bowl			
1/1/47	Catawba (N.C.) 31, Maryville (Tenn.) 6	9,000	
1/1/48	Catawba (N.C.) 7, Marshall 0	9,000	
1/1/49	Murray State 21, Sul Ross State (Texas) 21 (tie)	9,000	
1/2/50	Saint Vincent's (Pa.) 7, Emory & Henry (Va.) 6	10,000	
1/1/51	Charleston 35, Emory & Henry (Va.) 14	10,000	
1/1/52	Stetson 35, Arkansas State 20	12,500	
1/1/53	Texas A&M-Commerce 33, Tennessee Tech 0	12,340	
1/1/54	Texas A&M-Commerce 7, Arkansas State 7 (tie)	12,976	
1/1/55	Nebraska-Omaha 7, Eastern Kentucky 6	12,759	
1/2/56	Juniata (Pa.) 6, Missouri Valley 6 (tie)	10,000	
1/1/57	West Texas A&M 20, Southern Miss 13	11,000	
1/1/58	Texas A&M-Commerce 10, Southern Miss 9	11,000	
12/27/58	Texas A&M-Commerce 26, Missouri Valley 7	4,000	
1/1/60	Middle Tennessee 21, Presbyterian (S.C.) 12	12,500	
12/30/60	The Citadel 27, Tennessee Tech 0	13,000	
12/29/61	Lamar (Texas) 21, Middle Tennessee 14	6,000	
12/22/62	Houston 49, Miami (Ohio) 21	7,500	
12/28/63	Western Kentucky 27, Coast Guard (Conn.) 0	7,500	
12/12/64	East Carolina 14, Massachusetts 13	8,000	
12/11/65	East Carolina 31, Maine 0	8,350	
12/10/66	Morgan State (Md.) 14, West Chester (Pa.) 6	7,138	
12/9/67	Tennessee-Martin 25, West Chester (Pa.) 8	5,500	
12/27/68	Richmond 49, Ohio 42	16,114	
12/26/69	Toledo 56, Davidson 33	16,311	
12/28/70	Toledo 40, William & Mary 12	15,164	
12/28/71	Toledo 28, Richmond 3	16,750	
12/29/72	Tampa 21, Kent State 18	20,062	
12/22/73	Miami (Ohio) 16, Florida 7	37,234	
12/21/74	Miami (Ohio) 21, Georgia 10	15,895	
12/20/75	Miami (Ohio) 20, South Carolina 7	20,247	
12/18/76	Oklahoma State 49, Brigham Young 21	37,812	4.2 Mizlou
12/23/77	Florida State 40, Texas Tech 17	31,048	6.0 Mizlou
12/23/78	North Carolina State 30, Pittsburgh 17	44,502	5.9 Mizlou
12/22/79	LSU 34, Wake Forest 10	38,142	6.2 Mizlou
12/20/80	Florida 35, Maryland 20	52,541	7.9 Mizlou
12/19/81	Missouri 19, Southern Miss 17	50,466	5.5 Mizlou
12/18/82	Auburn 33, Boston College 26	51,296	5.3 Mizlou
Florida Citrus Bowl			
12/17/83	Tennessee 30, Maryland 23	50,183	4.7 Mizlou
12/22/84	Florida State 17, Georgia 17 (tie)	51,821	8.1 NBC
12/28/85	Ohio State 10, Brigham Young 7	50,920	9.0 NBC
1/1/87	Auburn 16, Southern California 7	51,113	7.9 ABC
1/1/88	Clemson 35, Penn State 10	53,152	8.2 ABC
1/2/89	Clemson 13, Oklahoma 6	53,571	7.2 ABC
1/1/90	Illinois 31, Virginia 21	60,016	6.8 ABC
1/1/91	Georgia Tech 45, Nebraska 21	72,328	9.7 ABC
1/1/92	California 37, Clemson 13	64,192	5.8 ABC
1/1/93	Georgia 21, Ohio State 14	65,861	6.0 ABC
Comp USA Florida Citrus Bowl			
1/1/94	Penn State 31, Tennessee 13	72,456	8.3 ABC
1/2/95	Alabama 24, Ohio State 17	71,195	11.0 ABC
1/1/96	Tennessee 20, Ohio State 14	70,797	12.5 ABC
1/1/97	Tennessee 48, Northwestern 28	63,467	7.5 ABC
1/1/98	Florida 21, Penn State 6	72,940	9.7 ABC
1/1/99	Michigan 45, Arkansas 31	67,584	7.3 ABC
Ourhouse.com Florida Citrus Bowl			
1/1/00	Michigan State 37, Florida 34	62,011	9.0 ABC
Capital One Florida Citrus Bowl			
1/1/01	Michigan 31, Auburn 28	66,928	7.6 ABC
1/1/02	Tennessee 45, Michigan 17	59,653	6.5 ABC
Capital One Bowl			
1/1/03	Auburn 13, Penn State 9	66,334	5.9 ABC
1/1/04	Georgia 34, Purdue 27	64,565	7.4 ABC
1/1/05	Iowa 30, LSU 25	70,229	5.5 ABC
1/2/06	Wisconsin 24, Auburn 10	57,221	5.2 ABC
1/1/07	Wisconsin 17, Arkansas 14	60,774	5.8 ABC
1/1/08	Michigan 41, Florida 35	69,748	9.13 ABC
1/1/09	Georgia 24, Michigan State 12	59,681	6.4 ABC
1/1/10	Penn State 19, LSU 17	63,025	6.8 ABC

Vrbo Citrus Bowl

1/1/11	Alabama 49, Michigan State 7	61,519	3.7 ESPN
1/2/12	South Carolina 30, Nebraska 13	61,351	2.9 ESPN
1/2/13	Georgia 45, Nebraska 31	59,712	6.6 ABC
1/1/14	South Carolina 34, Wisconsin 24	56,629	5.4 ABC

Buffalo Wild Wings Citrus Bowl

1/1/15	Missouri 33, Minnesota 17	48,624	3.6 ABC
1/1/16	Michigan 41, Florida 7	63,459	5.4 ABC
12/31/16	LSU 29, Louisville 9	46,063	4.0 ABC

Citrus Bowl presented by Overton's

1/1/18	Notre Dame 21, LSU 17	57,726	5.1 ABC
--------	-----------------------	--------	---------

Vrbo Citrus Bowl

1/1/18	Notre Dame 21, LSU 17	57,726	5.1 ABC
1/1/19	Kentucky 27, Penn State 24	59,167	4.4 ABC
1/1/20	Alabama 35, Michigan 16	59,746	8.0 ABC
1/1/21	Northwestern 35, Auburn 19	n/a	n/a

Individual Awards:

Most Valuable Player

1949	Dale McDaniel, Murray State, Ted Scown, Sul Ross State
1950	Don Heinigan, St. Vincent, Chick Davis, Emory & Henry
1951	Pete Anania, & Charles Hubbard, Charleston
1952	Bill Johnson & Dave Laude, Stetson
1953	Marvin Brown, East Texas State
1954	Billy Ray Norris, East Texas State, Bobby Spann, Arkansas State
1955	Bill Englehardt, Nebraska-Omaha
1956	Barry Drexler, Juniata
1957	Ron Mills, West Texas A&M
1958	Gary Berry & Neal Hinson, Texas A&M-Commerce
1958	Sam McCord, Texas A&M-Commerce
1960	Bucky Pitts, Middle Tennessee, Bob Waters, Presbyterian
1960	Jerry Nettles, Citadel
1961	Windell Hebert, Lamar
1962	Joe Lopsky & Billy Rolands, Houston
1963	Sharon Miller, Western Kentucky
1964	Bill Cline, East Carolina, Jerry Wheelchel, Massachusetts
1965	Dave Alexander, East Carolina
1966	Willie Lanier, Morgan State
1967	Errol Hook & Gordon Lambert, Tennessee-Martin

Outstanding Back

1968	Buster O'Brien, Richmond
1969	Chuck Ealey, Toledo
1970	Chuck Ealey, Toledo
1971	Chuck Ealey, Toledo
1972	Freddie Solomon, Tampa
1973	Chuck Varner, Miami
1974	Sherman Smith, Miami
1975	Rob Carpenter, Miami
1976	Terry Miller, Oklahoma State

Outstanding Lineman

Walker Gillette, Richmond
Dan Crockett, Toledo
Vince Hublen, William & Mary
Mel Long, Toledo
Jack Lambert, Kent State
Brad Cousino, Miami
Brad Cousino/John Roudebush, Miami
Jeff Kelly, Miami
Phillip Dokes, Oklahoma State

Most Valuable Player

1977 Jimmy Jordan, Florida State	1978 Ted Brown & John Stanton, North Carolina State
1979 David Woodley, LSU	1980 Cris Collinsworth, Florida
1981 Jeff Gaylord, Missouri	1982 Randy Campbell, Auburn
1983 Johnnie Jones, Tennessee	1984 James Jackson, Georgia
1985 Larry Kolic, Ohio State	1987 Aundray Bruce, Auburn
1988 Rodney Williams, Clemson	1989 Terry Allen, Clemson
1990 Jeff George, Illinois	1991 Shawn Jones, Georgia Tech
1992 Mike Pawlawski, California	1993 Garrison Hearst, Georgia
1994 Bobby Engram, Penn State	1995 Sherman Williams, Alabama
1996 Jay Graham, Tennessee	1997 Peyton Manning, Tennessee
1998 Fred Taylor, Florida	1999 Anthony Thomas, Michigan
2000 Plaxico Burress, Michigan State	2001 Anthony Thomas, Michigan
2002 Casey Clausen, Tennessee	2003 Ronnie Brown, Auburn
2004 David Greene, Georgia	2005 Drew Tate, Iowa
2006 Brian Calhoun, Wisconsin	2007 John Stocco, Wisconsin
2008 Chad Henne, Michigan	2009 Matthew Stafford, Georgia
2010 Daryll Clark, Penn State	2011 Courtney Upshaw, Alabama
2012 Alshon Jeffery, South Carolina	2013 Aaron Murray, Georgia
2014 Connor Shaw, South Carolina	2015 Marcus Golden, Missouri
2016 Jake Rudock, Michigan	2017 Derrius Guice, LSU
2018 Miles Boykin, Notre Dame	2019 Benny Snell Jr, Kentucky
2020 Jerry Jeudy, Alabama	2021 Peyton Ramsey, Northwestern

Memorable Games:

2005: Iowa's Hawkeyes led by 12 before LSU rallied, but got a last-play score to defeat LSU's Tigers 30-25, capped off by Drew Tate's 56-yard touchdown pass as time expired to Warren Holloway. The game-winning grab was Holloway's first (and last) TD of his career. The touchdown came after LSU went on top by way of a Jamarcus Russell pass to Skyler Green with just 46 seconds remaining.

2008: Chad Henne threw for 373 yards and three touchdowns as Michigan's Wolverines topped the Heisman-led Gators. Tim Tebow tossed three TDs himself, and Percy Harvin averaged nearly 13 yards per carry while rushing for 165 yards, but it wasn't enough as Florida came up short, 41-35. Adrian Arrington caught the go-ahead touchdown pass with 4:12 remaining in the game, and Wolverines kicker K.C. Lopata added a field goal two minutes later to extend the lead to six.

2000: Michigan State wide receiver Plaxico Burress caught a career-high 13 passes for 185 yards and Michigan State kicked a game-winning field goal as time expired to come away with a 37-34 victory over Florida.

Vrbo Citrus Bowl

Top Individual Performances:

Fred Taylor, RB, Florida, 1998 -- The eventual first-round NFL draft selection set a bowl record with 243 rushing yards on a school and bowl-record 43 carries, leading the Gators to a 21-6 win over Penn State. At the time, the 243 rush yards was the second-highest total ever for a Florida running back.

Walker Gillette, WR, Richmond, 1968 -- In a wild 49-42 win over Ohio, caught 20 passes for 242 yards to set a bowl receiving record.

Buster O'Brien, QB, Richmond, 1968 -- Threw for four touchdowns along with his bowl-record 447 yards passing, and also had a 31-yard run for another score in leading the Spiders to a 49-42 win over Ohio.

Aaron Murray, QB, Georgia, 2013 -- Threw five touchdown passes, a Bulldog bowl record, including two in the final quarter to rally Georgia to a 45-31 win over Nebraska. Murray shook off two first-half interceptions, one returned for a score, to throw for a school bowl-record 427 yards against the nation's best pass defense.

Connor Shaw, QB, South Carolina, 2014 -- Played a part in all five South Carolina touchdowns throwing for three, catching one and running the final one into the end zone to ice the game with 5:48 remaining, giving the Gamecocks a 34-24 win over Wisconsin.

Last Year's Game:

Quarterback Peyton Ramsey accounted for four touchdowns as the No. 14 Northwestern Wildcats bested the Auburn Tigers 35-19 in the 2021 Vrbo Citrus Bowl from Orlando on Friday.

Ramsey completed 24 of 35 passes for 291 yards and three touchdowns. He gained 50 yards and another touchdown on the ground en route to earning Vrbo Citrus Bowl MVP honors.

The Wildcats' offense got off to a fast start with Ramsey throwing touchdowns on two of his team's first three possessions. Auburn had to settle for a pair of Anders Carlson field goals before halftime, but got the scoring started in the third quarter when quarterback Bo Nix found wide receiver Elijah Canion for a 57-yard touchdown, the game's longest play from scrimmage.

Canion racked up a game-high 80 receiving yards. Nix went 25-for-42 for 292 yards and that one touchdown for the Tigers.

Canion's score cut the Wildcats' lead to 14-13, but Northwestern would score the next 21 points to effectively put the game out of reach. The stretch was highlighted by a six-play drive that saw Northwestern running back Cam Porter carry the ball on every play, gain 50 yards and finish with a direct-snap touchdown run from one yard out. Porter recorded 98 rushing yards on a career-high 33 carries.

With a fourth consecutive bowl victory, Northwestern finished its season at 7-2. Auburn wrapped up with a 6-5 record.

Score by Quarters	1st	2nd	3rd	4th	Final
Auburn	0	6	7	6	19
Northwestern	14	0	7	14	35

Scoring:

First Quarter: NU – Ramaud Chiaokiao-Bowman 35 yd pass from Peyton Ramsey (Charlie Kuhbander kick); NU – John Raine 6 yd pass from Peyton Ramsey (Charlie Kuhbander kick).

Second Quarter: AU – Anders Carlson 50 yd field goal; AU – Anders Carlson 27 yd field goal.

Third Quarter: AU – Elijah Canion 57 yd pass from Bo Nix (Anders Carlson Kick); NW – Peyton Ramsey 30 yd run (Charlie Kuhbander kick).

Fourth Quarter: NU – Cam Porter 1 yd run (Charlie Kuhbander kick); Riley Lees 8 yd pass from Peyton Ramsey (Charlie Kuhbander kick); AU – D.J. Williams 2 yd run (two-point pass conversion failed).

Team Statistics:	AU	NW
First Downs	18	25
Rushes- Net Yards	26-61	51-166
Net Yards Passing	300	291
Passing (Comp-Att-Int)	26-43-0	24-35-0
Total Plays	69	86
Total Net Yards	361	457
Fumbles-Lost	1-1	0-0
Penalties-Yards	8-75	7-2568
Time of Possession	24:18	35:42

Individual Statistics

RUSHING

AU – B. Nix 10-32; D.J. Williams 6-16, 1TD; S. Shivers 9-15; J.J. Pegues 1- -2.

NU – C. Porter 33-98, 1TD; P. Ramsey 10-50, 1TD; J. Brown 3-9; E. Hull 2-7; R. Lees 2-5.

PASSING

AU – B. Nix 25-42-0, 292 yds, 1TD; C. Sandberg 1-1-0, 8 yds

NU – P. Ramsey 24-35-0, 291 yds, 3 TDs

RECEIVING

AU – E. Canion 3-80, 1 TD; S. Williams 5-72; S. Jackson 3-32; J. Samuel-Shenker 3-31; K. Hudson 3-29; E. Stove 4-29; S. Shivers 2-11; B. Frazier 1-7; D.J. Williams 1-5; Z. Capers 1-4.

NU – J. Rainer 6-76, 1 TD; R. Chiaokiao-Bowman 3-61, 1 TD; R. Lees 5-57, 1 TD; C. Porter 3-27; W.

Dennis Jr. 1-23; B. Kirtz 2-20; R. Niro III 2-17; E. Hull 2-10.

Rose Bowl Game Presented by Capital One Venture X

Game Date: Jan. 1, 2022
Kickoff time (EST): 5:00 p.m.
TV & Radio Network: ESPN
Conference Tie-ins: Big Ten and Pac-12
Mailing address: 391 South Orange Grove Blvd.,
 Pasadena, CA 91184
 (o) 626-449-4100 (fax) 626-449-9066
Website: www.rosebowlgame.com
Facebook: facebook.com/rosebowlgame
Twitter: @rosebowlgame

Executive Director: David Eads
 (o) 626-449-4100 (c) N/A
 deads@tournamentofroses.com

Media contact: Karen Linhart, Media Director
 (o) 626-817-9347 (c) 213-820-1522
 klinhart@rosebowlgame.org
 Doug Ingels, Communications Manager
 dingels@tournamentofroses.com

Ticket contact: Corbin Hill
 Senior Manager, Ticket Operations
 (o) 626-449-4100, chill@tournamentofroses.com
Ticket Prices: \$280/\$250/\$165

Key Staff: Kevin Ash, Chief Administrative Officer
 626-817-9340, kash@tournamentofroses.com, John Henderson,
 Director of Operations, 626-817-9342,
 jhenderson@tournamentofroses.com Alyssa Cole, Senior Manager,
 Support Operations (o) 626-817-9352, a
 cole@tournamentofroses.com Brittany Grant, Director of Team and VIP
 Operations, 626-817-9343, bgrant@tournamentofroses.com
 Jason Martin, Production Manager
 626-817-9344, jmartin@tournamentofroses.com Peyton Cochrane,
 Game Assistant, 626-817-9345, pcochrane@tournamentofroses.com

Team host contact: Brittany Grant, Director of Team
 and VIP
 Operations, 626-449-4100, bgrant@tournamentofroses.com

Ticket prices: TBD

Tailgate/RV: Rose Bowl Stadium, 626-577-3100

Stadium Information: Rose Bowl Stadium
 Capacity/Surface: 89,105 / Natural Grass
 Physical address: 1001 Rose Bowl Drive, Pasadena, CA 91103
 Stadium contact: George Cunningham,
 gcunningham@rosebowlstadium.com
 Contact for ordering phone lines: Joaquin Ortega, 626-
 329-7204

Press box phone: 626-577-6485 South, 626-577-6486 North /
 Wi-fi available

Media Credentials and Parking: Online at
 www.sportssystem.com/cfp

Top Football Crowd in Stadium History:

106,869	1973	USC vs. Ohio State
---------	------	--------------------

Top 5 Crowds in Bowl Game History:

1.	106,869	1973	USC vs. Ohio State
2.	106,182	1977	USC vs. Michigan
3.	105,721	1975	USC vs. Ohio State
4.	105,629	1979	USC vs. Michigan
5.	105,611	1982	Washington vs. Iowa

(all games at Rose Bowl Stadium)

This Year's Bowl Activities (Tentative Schedule):

Date / Event	Place	Time
Monday, December 27, 2021		
Opening Media Event	Disneyland	TBD
Tuesday, December 28, 2021		
Defensive Media (Higher ranked)	Residence Inn	8 a.m.
Offensive Media (Lower ranked)	Residence Inn	9 a.m.
Wednesday, December 29, 2021		
Offensive Media (Higher ranked)	Residence Inn	8 a.m.
Defensive Media (Lower ranked)	Residence Inn	9 a.m.
Thursday, December 30, 2021		
Media Day (Higher ranked)	Rose Bowl Stadium	9:15 a.m.
Media Day (Lower ranked)	Rose Bowl Stadium	11:15 a.m.
Friday, December 31, 2021		
Head Coach Press Conference	Residence Inn	8:30 a.m.
Friday, January 1, 2021		
Rose Bowl Game	Rose Bowl Stadium	5:10 p.m.

Designated team hotels:

Pac-12
 JW Marriott at L.A. Live
 900 West Olympic Blvd.
 Los Angeles, CA 90017
 213-765-8600

Big Ten
 InterContinental Los Angeles Downtown
 900 Wilshire Blvd.
 Los Angeles, CA 90017
 213-688-7777



presented by



VENTURE X



David Eads
 Executive Director



Karen Linhart
 Media Contact



Leishman Trophy

Rose Bowl Game by Capital One Venture X

Designated media hotel

Residence Inn by Marriott Los Angeles LA Live
901 W. Olympic Blvd., Los Angeles, CA 90015
(213) 443-9200

Contact: Daniel Adden
Dual Property Event Manager
213-254-2979

Local airport: Los Angeles International Airport (LAX); American, United, US Express, Delta, Frontier, Alaska Airlines, Southwest, Spirit, Virgin American, JetBlue, Hawaiian Airlines, Air Canada, AeroMexico, AirTran, British Airways, full list at www.lawa.org/laxairlines.aspx
Burbank Bob Hope Airport (BUR); Delta, JetBlue, Southwest, United, US Airways, Alaska Airlines

Prominent area tourist attractions:

Disneyland, Knott's Berry Farm, Aquarium of the Pacific, Grauman's Chinese Theatre, Griffith Observatory, Hollywood and Highland and Hollywood Walk of Fame, Los Angeles Zoo, Santa Monica Pier, Universal Studios, Rodeo Drive

DIRECTIONS

>From main arrival airport to media hotel: Head south on World Way toward West way, keep right at the fork and merge onto S. Sepulveda Blvd., slight right onto the I-105 ramp, keep left at the fork and merge onto I-105 East, take Exit 7B to merge onto I-110 toward Los Angeles, take exit for I-10W toward Santa Monica, keep left for Pico Blvd, continue onto L.A. Live Way, use the right lane to turn slightly right to stay on L.A. Live Way, turn right onto W Olympic Blvd, turn left onto Francisco St, the hotel will be on the left.

>From media hotel to stadium:

Game Week: Head south on Francisco toward Olympic Blvd, turn right on W Olympic, turn right on Georgia St, continue on Georgia St to take ramp to I-110 North, take the Bridewell Street exit, turn right at Hough Street, turn right at San Pascual Ave., make a slight right at Arroyo Boulevard and continue until you arrive at Rose Bowl Stadium

Game Day: Head south on Francisco toward Olympic Blvd, turn right on W Olympic, turn right on Georgia St, continue on Georgia St to take ramp to I-110 North, exit at Marmion Way/ Avenue 64, turn left and continue on Avenue 64, at fork veer right onto Melrose Avenue, turn right on Colorado, at the light, get into right-hand lane and go under the bridge, Colorado becomes Linda Vista, continue on Linda Vista to Rose Bowl Stadium.

Other Trivia:

- The Rose Bowl Game has broken many scoring records since the inception of the College Football Playoff system. In the very first CFP Semifinal in 2015, Oregon broke the Rose Bowl Game record for points scored by one team, 59, in a 59-20 defeat of Florida State. The following year, Stanford broke the record for points in the first half with 35 against Iowa. In 2017, USC and Penn State combined for 101 points, the highest scoring Rose Bowl Game in history. That scoring record only lasted one season as Oklahoma and Georgia combined for 102 points in a double overtime thriller in the CFP Semifinal in 2018.
- The Rose Bowl Game has been played at Rose Bowl Stadium since its construction in time for the 1923 game, except for one year. In 1942, after the U.S. declared war on Japan and entered World War II, there were concerns of an attack on the West Coast, with the game and the Rose Parade considered ideal targets. The game was set to be cancelled, but on Dec. 16 Duke invited the game and opponent Oregon State to its stadium in Durham, N.C., where OSU took a 20-16 win.
- The Rose Bowl is nicknamed "The Granddaddy of Them All" since it is the oldest bowl game, having been first played in 1902 as the "Tournament East-West Football Game" and played annually since 1916. The game was originally played at Tournament Park, three miles southeast of the current stadium on the CalTech campus, before the Rose Bowl Stadium was opened in 1923.
- The Tournament of Roses Parade actually predates the Rose Bowl Game, having been staged for the first time on Jan. 1, 1890. The football game was originally added in 1902 to help fund the cost of staging the parade.

Major Media in the area:

Los Angeles Times	Daily Breeze	KCBS-TV 2 (CBS)/KCAL-TV 9 (Ind.)
Los Angeles Daily News	Pasadena Star-News	KTLA-TV 5 (CW)
Orange County Register	KABC-TV 7 (ABC)	KTTV-TV 11 (Fox)
Glendale News-Press/Burbank Leader		KNBC-TV 4 (NBC)
34 (Univision)		KMEX-TV

GAME HISTORY

Date	Result	Attendance	Date	Result	Attendance
Rose Bowl Game			1/1/46	Alabama 34, USC 14	93,000
1/1/1902	Michigan 49, Stanford 0	8,500	1/1/47	Illinois 45, UCLA 14	93,000
1/1/1916	Washington State 14, Brown 0	8,000	1/1/48	Michigan 49, USC 0	93,000
1/1/1917	Oregon 14, Pennsylvania 0	25,000	1/1/49	Northwestern 20, California 14	93,000
1/1/1918	Mare Island (USMC) 19, Camp Lewis (Army) 7	25,000	1/2/50	Ohio State 17 California 14	100,893
1/1/1919	Great Lakes (Navy) 17, Mare Island (USMC) 0	25,000	1/1/51	Michigan 14, California 6	98,939
1/1/1920	Harvard 7, Oregon 6	30,069	1/1/52	Illinois 40, Stanford 7	101,000 NBC
1/1/1921	California 28, Ohio State 0	42,000	1/1/53	USC 7, Wisconsin 0	101,500 NBC
1/2/1922	California 0, Washington & Jefferson 0 (tie)	40,000	1/1/54	Michigan State 28, UCLA 20	100,500 NBC
1/1/1923	USC 14, Penn State 3	52,000	1/1/55	Ohio State 20, USC 7	89,191 NBC
1/1/1924	Washington 14, Navy 14 (tie)	40,000	1/2/56	Michigan State 17, UCLA 14	100,809 NBC
1/1/1925	Notre Dame 27, Stanford 10	53,000	1/1/57	Iowa 35, Oregon State 19	97,126 NBC
1/1/1926	Alabama 20, Washington 19	55,000	1/1/58	Ohio State 10, Oregon 7	98,202 NBC
1/1/1927	Stanford 7, Alabama 7 (tie)	57,417	1/1/59	Iowa 38, California 12	98,297 NBC
1/2/1928	Stanford 7, Pittsburgh 6	70,000	1/1/60	Washington 44, Wisconsin 8	97,314 NBC
1/1/1929	Georgia Tech 8, California 7	71,000	1/2/61	Washington 17, Minnesota 7	97,314 NBC
1/1/1930	USC 47, Pittsburgh 14	72,000	1/1/62	Minnesota 21, UCLA 3	98,214 NBC
1/1/1931	Alabama 24, Washington State 0	60,000	1/1/63	USC 42, Wisconsin 37	98,698 NBC
1/1/1932	USC 21, Tulane 12	75,562	1/1/64	Illinois 17, Washington 7	96,657 NBC
1/2/33	USC 35, Pittsburgh 0	85,000	1/1/65	Michigan 34, Oregon State 7	100,420 NBC
1/1/34	Columbia 7, Stanford 0	35,000	1/1/66	UCLA 14, Michigan State 12	100,087 NBC
1/1/35	Alabama 29, Stanford 13	84,474	1/2/67	Purdue 14, USC 13	101,455 NBC
1/1/36	Stanford 7, SMU 0	84,784	1/1/68	USC 14, Indiana 3	102,946 NBC
1/1/37	Pittsburgh 21, Washington 0	87,196	1/1/69	Ohio State 27, USC 16	102,063 NBC
1/1/38	California 13, Alabama 0	89,650	1/1/70	USC 10, Michigan 3	103,878 NBC
1/2/39	USC 7, Duke 3	93,852	1/1/71	Stanford 27, Ohio State 17	103,839 NBC
1/1/40	USC 14, Tennessee 0	92,200	1/1/72	Stanford 13, Michigan 12	103,154 NBC
1/1/41	Stanford 21, Nebraska 13	91,000	1/1/73	USC 42, Ohio State 17	106,869 NBC
1/1/42	Oregon St. 20, Duke 16 (at Durham, NC)	56,000	1/1/74	Ohio State 42, USC 21	105,267 NBC
1/1/43	Georgia 9, UCLA 0	93,000	1/1/75	USC 18, Ohio State 17	105,721 NBC
1/1/44	USC 29, Washington 0	68,000	1/1/76	UCLA 23, Ohio State 10	105,464 NBC
1/1/45	USC 25, Tennessee 0	91,000	1/1/77	USC 14, Michigan 6	106,182 NBC

Rose Bowl Game by Capital One Venture X

1/2/78	Washington 27, Michigan 20	105,312	NBC	1/1/88	Michigan State 20, USC 17	103,047	16.5 NBC
1/1/79	USC 17, Michigan 10	105,629	NBC	1/2/89	Michigan 22, USC 14	100,000	10.8 ABC
1/1/80	USC 17, Ohio State 16	105,526	NBC	1/1/90	USC 17, Michigan 10	103,450	14.6 ABC
1/1/81	Michigan 23, Washington 6	104,863	NBC	1/1/91	Washington 46, Iowa 34	101,273	13.2 ABC
1/1/82	Washington 28, Iowa 0	105,611	NBC	1/1/92	Washington 34, Michigan 14	103,566	15.4 ABC
1/1/83	UCLA 24, Michigan 14	104,991	24.5 NBC	1/1/93	Michigan 38, Washington 31	94,236	14.3 ABC
1/2/84	UCLA 45, Illinois 9	103,217	21.9 NBC	1/1/94	Wisconsin 21, UCLA 16	101,237	11.9 ABC
1/1/85	USC 20, Ohio State 17	102,594	21.4 NBC	1/2/95	Penn State 38, Oregon 20	102,247	18.2 ABC
1/1/86	UCLA 45, Iowa 28	103,292	22.7 NBC	1/1/96	USC 41, Northwestern 32	100,102	19.2 ABC
1/1/87	Arizona State 22, Michigan 15	103,168	22.7 NBC	1/1/97	Ohio State 20, Arizona State 17	100,635	16.5 ABC

Date	Result	Attendance	TV Rating
Rose Bowl Game presented by AT&T			
1/1/98	Michigan 21, Washington State 16	101,219	17.6 ABC
1/1/99	Wisconsin 38, UCLA 31	93,872	13.3 ABC
1/1/00	Wisconsin 21, Stanford 9	93,731	14.1 ABC
1/1/01	Washington 34, Purdue 24	94,392	14.0 ABC
1/3/02	Miami 37, Nebraska 14	93,781	13.8 ABC
Rose Bowl Game presented by PlayStation 2			
1/1/03	Oklahoma 34, Washington State 14	86,848	14.3 ABC
Rose Bowl Game presented by Citi			
1/1/04	USC 28, Michigan 14	93,849	14.3 ABC
1/1/05	Texas 38, Michigan 37	93,468	12.4 ABC
1/4/06	Texas 41, USC 38	93,986	21.7 ABC
1/1/07	USC 32, Michigan 18	93,852	13.9 ABC
1/1/08	USC 49, Illinois 17	93,925	11.11 ABC
1/1/09	USC 38, Penn State 24	93,923	11.7 ABC
1/1/10	Ohio State 26, Oregon 17	93,963	13.2 ABC
Rose Bowl Game presented by VIZIO			
1/1/11	TCU 21, Wisconsin 19	94,118	11.3 ESPN
1/2/12	Oregon 45, Wisconsin 38	91,245	10.17 ESPN
1/1/13	Stanford 20, Wisconsin 14	93,359	9.4 ESPN
1/1/14	Michigan State 24, Stanford 20	95,173	10.2 ESPN
Rose Bowl Game presented by Northwestern Mutual			
1/1/15	Oregon 59, Florida State 20 (CFP Semifinal)	91,322	14.8 ESPN
1/1/16	Stanford 45, Iowa 16	94,268	7.4 ESPN
1/2/17	USC 52, Penn State 49	95,128	9.4 ESPN
1/1/18	Georgia 54, Oklahoma 48 (2OT)(CFP Semifinal)	92,844	14.8 ESPN
1/1/19	Ohio State 28, Washington 23	91,853	9.7 ESPN
1/1/20	Oregon 28, Wisconsin 27	90,462	16.1 ESPN
Rose Bowl Game presented by Capital One			
1/2/21	Alabama 31, Notre Dame 14	18,373	18.9 million ESPN

Individual Awards:

Players of the Game

1902 - Neil Snow, Michigan; 1916- Carl Dietz, Washington State; 1917- John Beckett, Oregon; 1918- Hollis Huntgtington, Mare Island; 1919- George Halas, Great Lakes; 1920- Edward Casey, Harvard; 1921- Harold "Brick" Muller, California; 1922- Russell Stein, Washington & Jefferson; 1923- Leo Calland, USC; 1924- Ira McKee, Navy; 1925- Elmer Layden, Notre Dame, & Ernie Nevers, Stanford; 1926- Johnny Mack Brown, Alabama, 7 George Wilson, Washington; 1927- Fred Pickhard, Alabama; 1928- Clifford Hoffman, Stanford; 1929- Benjamin Lom, California; 1930- Russell Saunders, USC; 1931- John "Monk" Campbell, Alabama; 1932- Erni Pinckert, USC; 1933- Homer Griffith, USC; 1934- Cliff Montgomery, Columbia; 1935- Millard "Dixie" Howell, Alabama; 1936- James "Monk" Moscrip & Keith Topping, Stanford; 1937- William Daddio, Pittsburgh; 1938- Victor Bottari, California; 1939- Doyle Nave & Al Krueger, USC; 1940- Ambrose Schindler, USC; 1941- Peter Kmetovic, Stanford; 1942- Donadi Durdan, Oregon State; 1943- Charley Trippi, Georgia; 1944- Norm Verry, USC; 1945- Jim Hardy, USC; 1946- Harry Gilmer, Alabama; 1947- Claude "Buddy" Young and Julius Rykovich, Illinois; 1948- Bob Chappuis, Michigan; 1949- Frank Aschenbrenner, Northwestern; 1950- Fred "Curly" Morrison, Ohio State; 1951- Donald Dufek, Michigan; 1952- William Tate, Illinois; 1953- Rudy Bukich, USC; 1954- Billy Wells, Michigan State; 1955- Dave Leggett, Ohio State; 1956- Walter Kowalczyk, Michigan State; 1957- Kenneth Ploen, Iowa; 1958- Jack Crabtree, Oregon; 1959- Bob Jeter, Iowa; 1960- Bob Schloreddt & George Fleming, Washington; 1961- Bob Schloreddt, Washington; 1962- Sandy Stephens, Minnesota; 1963- Pete Beathard, USC, & Ron VanderKelen, Wisconsin; 1964- Jim Grabowski, Illinois; 1965- Mel Anthony, Michigan; 1966- Bob Stiles, UCLA; 1967- John Charles, Purdue; 1968- O. J. Simpson, USC; 1969- Rex Kern, Ohio State; 1970- Bob Chandler, USC; 1971- Jim Plunkett, Stanford; 1972- Don Bunce, Stanford; 1973- Sam Cunningham, USC; 1974- Cornelius Greene, Ohio State; 1975- Pat Haden & John McKay Jr., USC; 1976- John Sciarra, UCLA; 1977- Vince Evans, USC; 1978- Warren Moon, Washington; 1979- Charles White, USC, & Rick Leach, Michigan; 1980- Charles White, USC; 1981- Butch Woolfolk, Michigan; 1982- Jacque Robinson, Washington; 1983- Don Rogers & Tom Ramsey, UCLA; 1984- Rick Neuheisel, UCLA; 1985- Tim Green & Jack Del Rio, USC; 1986- Eric Ball, UCLA; 1987- Jeff Van Raaphorst, Arizona State; 1988- Percy Snow, Michigan State; 1989- Leroy Hoard, Michigan; 1990- Ricky Ervins, USC; 1991- Charles Mincy, Washington; 1992- Steve Emtman & Billy Joe Hobert, Washington; 1993- Tyrone Wheatley, Michigan; 1994- Brent Moss, Wisconsin; 1995- Danny O'Neil, Oregon, & Ki-Jana Carter, Penn State; 1996- Keyshawn Johnson, USC; 1997- Joe Germaine, Ohio State; 1998- Brian Griese, Michigan; 1999- Ron Dayne, Wisconsin; 2000- Ron Dayne, Wisconsin; 2001- Marques Tuiasosopo, Washington; 2002- Ken Dorsey & Andre Johnson, Miami; 2003- Nate Hybl, Oklahoma; 2004- Matt Leinart, USC.

(Beginning in 2005, Player of the Game Awards awarded to offensive and defensive players):

Offensive Player of the Game	Defensive Player of the Game
2005 Vince Young, Texas	LaMarr Woodley, Michigan
2006 Vince Young, Texas	Michael Huff, Texas
2007 Dwayne Jarrett, USC	Brian Cushing, USC
2008 John David Booty, USC	Rey Maualuga, USC
2009 Mark Sanchez, USC	Kaluka Maiava, USC
2010 Terrelle Pryor, Ohio State	Kenny Rowe, Oregon
2011 Andy Dalton, TCU	Tank Carder, TCU
2012 Lavasier Tuinei, Oregon	Kiko Alonso, Oregon
2013 Stepfan Taylor, Stanford	Usua Amanam, Stanford
2014 Connor Cook, Michigan State	Kyler Elsworth, Michigan State
2015 Marcus Mariota, Oregon	Tony Washington, Oregon
2016 Christian McCaffrey, Stanford	Aziz Shittu, Stanford
2017 Sam Darnold, USC	Stevie Tu'ikolovatu, USC
2018 Sony Michel, Georgia	Roquan Smith, Georgia
2019 Dwayne Haskins, Ohio	Brendon White, Ohio
2020 Justin Herbert, Oregon	Brady Breeze, Oregon
2021 DeVonta Smith, Alabama	Patrick Surtain II, Alabama

Rose Bowl Game by Capital One Venture X

Memorable Games:

1999: Wisconsin and UCLA combined for 69 points and a Rose Bowl record 1,035 yards, with Ron Dayne rushing for 246 -- one yard shy of the bowl record -- and a record-tying four touchdowns in the Badgers' 38-31 win. UCLA quarterback Cade McNown threw for 340 yards and two scores, the fourth-best passing day in bowl history and much of the Bruins' bowl-record 538 offensive yards.

2006: In the national title game, Texas' defense held USC on a fourth-and-two at the Texas 45 with 2:09 left, and quarterback Vince Young drove the Longhorns into scoring territory before taking a quarterback draw on fourth-and-five into the end zone for an eight-yard touchdown with 0:19 left. That gave Texas a 41-38 win, snapped USC's 34-game win streak and gave the Longhorns their first national title since 1970.

2011: TCU became the first non-automatic qualifying team to play in and win the Rose Bowl, and did it even though being outweighted on the defensive front by 42 pounds per man by the Wisconsin offensive line. Andy Dalton led the Horned Frogs to their first undefeated season (13-0) since TCU's 1938 national championship season.

2018: In the 104th playing of the Rose Bowl Game, Georgia and Oklahoma sent the game to it's first ever overtime period. One was not enough, however as the game went to a second overtime. Georgia blocked the Sooners field goal attempt in the second overtime period, then scored on the second play of the Bulldogs offensive series to win the game, 54-48.

Top Individual Performances:

Ron Dayne, RB, Wisconsin, 1999 & 2000 -- Rushed for a total of 446 yards and five TD's in earning back-to-back Player of the Game honors, including a 246-yard, four-TD effort in Wisconsin's 38-31 win over UCLA in 1999 and a 200-yard rush game in the Badgers' 17-9 win over Stanford in 2000. He is one of only four two-time Player of the Game winners and helped Wisconsin become the first Big Ten team to win back-to-back Rose Bowls.

Vince Young, QB, Texas, 2005 & 2006 -- Accounted for 467 yards in total offense, a Rose Bowl record and the most ever in a BCS national title game, and scored the winning touchdown on an eight-yard run with 19 seconds left in Texas' 41-38 win over USC. He had scored three touchdowns and led Texas on a winning field-goal drive one year earlier in the Longhorns' 38-37 win over Michigan, and is one of four players to win Player of the Game honors twice.

Christian McCaffrey, RB, Stanford, 2016 -- Set the Rose Bowl Game record for the most all-purpose yards in a game at 368, leading Stanford to a 45-16 victory over Iowa. On the first play of the game, McCaffrey caught a short pass and turned it into a 75-yard touchdown. He averaged 9.6 yards per carry (172 yards on 18 carries), returned a punt for a touchdown, and was selected as Offensive Player of the Game

Last Year's Game:

The Crimson Tide and its high-powered offense propelled Alabama to a 31-14 victory over Notre Dame in a Rose Bowl Game unlike any other. The day before bowl selection, it was announced that the College Football Playoff Semifinal at the Rose Bowl Game presented by Capital One would be moved from Pasadena to AT&T Stadium in Arlington, Texas, due to COVID-19 pandemic restrictions that would not allow fans in the stadium and a lack of ICU bed availability in Southern California. It marked just the second time in the 107-year history of the Rose Bowl Game that The Granddaddy of Them All would be played outside of Pasadena. In 1942, the Rose Bowl Game was moved to Durham, N.C., as all large gatherings on the West Coast were cancelled due to concerns of a second attack following the bombing of Pearl Harbor. With more than 18,000 socially distanced fans on hand, Alabama's dynamic offensive trio of quarterback Mac Jones, running back Najee Harris and wide receiver DeVonta Smith took center stage. On the Tide's first drive, Jones was 5-of-6 passing for 68 yards as Alabama effortlessly moved the ball down the field. Jones capped off the possession with a screen pass to Smith, who weaved his way into the end zone from 26 yards out. After a Notre Dame punt, it was Harris' turn to take over. Backed up near their own end zone, Harris ran off-tackle left for 15 yards on the first play of the drive. A few plays later, Harris took a handoff, bounced outside to the right where he hurdled over a Notre Dame defender and scampered down the right sideline for 53 yards. Jones would throw a touchdown pass to tight end Jahllil Billingsley on the next play to give the Crimson Tide a 14-0 lead with 4:19 left in the first quarter. Then, just when it looked like Alabama would run away with the game, the Notre Dame offense woke up. After the Irish's first two possessions netted just 36 on 11 plays, Notre Dame embarked on a 15-play, 75-yard drive that ate up 8:09 on the clock, culminating in a Kyren Williams one-yard plunge into the end zone to cut the Alabama lead in half, 14-7. But Jones, Smith and the Crimson Tide could not be stopped. Alabama responded with a six-play, 84-yard drive, which included two long catch-and-run plays by Smith. The second catch, a 36-yard sprint to the end zone past multiple defenders, was Smith's second touchdown of the game and gave the Crimson Tide a 21-7 lead. Notre Dame tried to press for a score at the end of the first half as quarterback Ian Book brought the Irish into field goal range with a 20-yard run and a 20-yard pass to wide receiver Ben Skowronek, but the 51-yard kick was deflected at the line and landed short of the uprights. On the first possession for the Irish in the second half, Book was intercepted by defensive back Christian Harris, which gave Alabama the ball in near midfield. Jones hit receiver John Metchie on a crossing route that went for 40 yards and put the Tide in striking distance. A couple plays later, Jones found Smith at the front pylon for a toe-tapping catch and the duo's third touchdown connection of the day. Alabama added a field goal to start the fourth quarter before Notre Dame showed signs of life. The Irish drove all the way down to the Tide's 13-yard line. A false start put Notre Dame behind the chains and after incomplete passes on third and fourth down, the Irish turned the ball over to Alabama. Notre Dame forced a punt from the Crimson Tide on the next possession and matriculated their way down the field, 80 yards in 14 plays, eventually scoring on a one-yard QB keeper by Book. But it was too little too late for the Irish, as even after they recovered the ensuing onside kick, they had just 54 seconds remaining. Book moved the offense down to the Alabama 15 as time ran out. The victory propelled the Crimson Tide into the CFP National Championship and Alabama continued their momentum from their Rose Bowl Game win into Miami. The Tide controlled the game from start to finish and were crowned National Champions with a 52-24 win over Ohio State. Alabama is the first Rose Bowl Game champion in the College Football Playoff era to win the National Championship.

Score by Quarters	1st	2nd	3rd	4th	Final
Notre Dame	0	7	0	7	14
Alabama	14	7	7	3	31

Scoring:

First Quarter: UA - Smith, 26 yard pass from Jones (Reichard kick), UA - Billingsley, 12 yard pass from Jones (Reichard kick)
Second Quarter: ND – Williams, 1 yard run (Doerer kick), UA – Smith, 34 yard pass from Jones (Reichard kick)
Third Quarter: UA – Smith, 7 yard pass from Jones (Reichard kick)
Fourth Quarter: UA – Reichard, 41 yard field goal, ND – Book, 1 yard run (Doerer kick)

Game Stats	UA	ND
First Downs	24	24
Net Yds. Rushing	140	139
Net Yds. Passing	297	236
Total Yards	437	375
PC-PA-Int.	25-30-0	28-42-1
Punts-Avg.	3-42.3	4-47.2
Fumbles-Lost	0-0	2-0
Penalties- Yards	6-59	3-25

Individual Statistics

RUSHING

UA Harris 15-125, Jones 5-12, Robinson Jr. 3-10
ND Williams 16-64, Book 15-55, Tyree 5-16, Skowronek 1-4, Flemister 1-0

PASSING

UA Jones 25-30-297
ND Book 27-39-229, Pyne 1-1-7

RECEIVING

UA Smith 7-130, Billingsley 4-39, Harris 4-30, Metchie 3-53, Forristall 3-31, Bolden 2-22
ND Williams 8-31, Mayer 7-62, Skowronek 4-41, Tyree 4-37, McKinley 2-20, Keys III 1-20, Davis 1-15, Takacs 1-10

PUNTING

UA Scott 3-127

Allstate Sugar Bowl

Game Date: Jan. 1, 2022
Kickoff time (EST): 8:45 p.m.
TV & Radio Network: ESPN
Conference Tie-ins: Big 12 vs. SEC

Mailing address: 1500 Sugar Bowl Drive,
 New Orleans, LA 70112
 (o) 504-828-2440 (fax) 504-828-2441
Website: www.AllstateSugarBowl.org
Facebook: facebook.com/AllstateSugarBowl
Twitter: @sugarbowlhola

Chief Executive Officer: Jeff Hundley
 (o) 504-828-2440
 E-mail: Contact John Sudsbury

Media contact: John Sudsbury, Director of Media
 Relations & Communications
 (o) 504-828-2440 (c) 504-427-7076
 E-mail: johns@sugarbowl.org

Ticket contact: Stacey Castillo, Director of Ticket
 Operations, (o) 504-828-2440 (c) N/A
 E-mail: staceyc@sugarbowl.org

Staff: Austin Martin, Director of Operations
 (o) 504-828-2440, E-mail: austinm@sugarbowl.org

Derek Morel, Executive Vice President for Sales &
 Marketing (o) 504-828-2440,
 E-mail: derekm@sugarbowl.org

Team host contact: Austin Martin, Director of
 Operations, 504-828-2440, austinm@sugarbowl.org

Ticket prices: TBA

Tailgate/RV: French Quarter RV Park, 504-586-3000

Stadium Information: Caesars Superdome
 Capacity/Surface: 68,400 / Field Turf
 Physical address: 1500 Sugar Bowl Drive, New Orleans,
 LA 70112

Stadium contact: Austin Martin, 504-828-2440,
austinm@sugarbowl.org

Contact for ordering phone lines: Grace Kee,
 504-587-3535, grace.kee@smgneworleans.com
 Press box phone: N/A

Media Credentials and Parking: online at
www.AllstateSugarBowl.org/Media

Top Football Crowd in Stadium History:

2008 79,651 LSU vs. Ohio State (BCS title game)

Top 5 Crowds in Bowl Game History:

1.	85,161	1973	Notre Dame vs. Alabama
2.	84,031	1972	Auburn vs. Oklahoma
3.	82,910	1962	Alabama vs. Arkansas
4.	82,900	1963	Ole Miss vs. Arkansas
5.	82,851	1961	Ole Miss vs. Rice

(all of top attendance games at Tulane Stadium before
 moving to Superdome in 1975)



Jeff Hundley
 Chief Executive
 Officer



John Sudsbury
 Media Contact



**Championship
 Trophy**

This year's Bowl Activities (Tentative Schedule):

Date / Event	Place	Time
Tuesday, December 28, 2021		
Team Practices	TBD	TBD
Wednesday, December 29, 2021		
Team A Defense Availability	Marriott Warehouse Arts	TBD
Team B Offense Availability	Marriott Warehouse Arts	TBD
Thursday, December 30, 2021		
Team A Offense Availability	Marriott Warehouse Arts	TBD
Team B Defense Availability	Marriott Warehouse Arts	TBD
Friday, December 31, 2021		
Head Coach Press Conference/Photo Op	Marriott Warehouse Arts	TBD
Saturday, January 1, 2022		
Allstate Sugar Bowl	Caesars Superdome	8:45 p.m.
Postgame Availability	Caesars Superdome	TBD

Designated team hotels:

Team #1 – Hilton Riverside
 Two Poydras Street
 New Orleans, LA 70130
 504-561-0500

Team #2 -- New Orleans Marriott
 555 Canal Street
 New Orleans, LA 70130
 504-581-1000

Allstate Sugar Bowl

Designated media hotel:

Marriott Warehouse Arts District Contact: John Sudsbury
859 Convention Center Blvd. (o) 504-828-2440
New Orleans, LA 70130 (c) 504-427-7076

Local airport: Louis Armstrong International Airport (MSY); American, Delta, JetBlue, AirTran, United, US Airways, Southwest

Regional: Baton Rouge Airport; American, Delta, United, US Airways

Local tourism bureau: New Orleans & Company, Rob Wilbanks, contact, 504-566-5098, rwilbanks@neworleanscvb.com

Prominent area tourist attractions:

French Quarter, Bourbon Street, Audubon Aquarium of the Americas, Audubon Zoo, Steamboat Natchez & Creole Queen Riverboats, Fair Grounds Race Course & Slots, Louisiana Children's Museum, Louisiana State Museum, National World War II Museum, Mardi Gras World, Plantations, St. Louis Cathedral

DIRECTIONS

>From main arrival airport to stadium:

Take I-10 East toward New Orleans, follow I-10 sign and bear right toward Slidell at fork in Interstate, take Poydras Street/Superdome exit approximately 2/3 mile after fork (left exit from Interstate), stadium is on the right.

>From main arrival airport to media hotel:

Take I-10 East toward New Orleans, follow I-10 sign and bear right toward Slidell at fork in Interstate, take Poydras Street/Superdome exit approximately 2/3 mile after fork (left exit from Interstate), go straight for one mile, turn right onto Convention Center Blvd., Marriott Hotel is 0.37 miles on the right.

>From media hotel to stadium:

From front of hotel, take Convention Center Blvd. west and make immediate U-turn, follow Convention Center Blvd. to Poydras St. and turn left, stadium is one mile on the left.

Other Trivia:

- The Sugar Bowl has featured 19 Heisman Trophy winners in its history (including Baker Mayfield, the top pick in 2018 NFL Draft), as well as 149 College Football Hall of Famers (99 players, 51 coaches). The Bowl has also hosted 28 national champions in its history.
- The 1951 Sugar Bowl featured a face-off of two legendary coaches, one just beginning his career. A dominant and undefeated Oklahoma team of coach Bud Wilkinson came to New Orleans heavily favored over Kentucky, but the Wildcats and young head coach Paul "Bear" Bryant pulled off an upset with a 13-7 victory.
- The person who has been in the most different roles in Sugar Bowl history is also a coaching legend. Frank Broyles played in the Sugar Bowl with Georgia Tech in 1944, returned as a Georgia Tech assistant coach in 1953, coached the Arkansas Razorbacks in Sugar Bowls in 1962, '63 and '70, was ABC's color analyst for a string of Sugar Bowls in the '70s and '80s, and was Arkansas' AD when the Razorbacks played in the 1980 game.
- While the 2006 Sugar Bowl was a thrilling one -- West Virginia topping Georgia 38-35 -- the more significant fact was that the game was played at all. In the aftermath of Hurricane Katrina, which decimated the Superdome, the game was moved to the Georgia Dome and was a tremendous success. The game moved back to the rebuilt Superdome the following year.

Major Media in the area:

Times-Picayune/Advocate
CrescentCitySports.com
Clarion Herald
WVUE-TV 8 (Fox)

WWL-TV 4 (CBS)
WDSU-TV 6 (NBC)
WGNO-TV 26 (ABC)

WWL Radio
WGSO Radio

GAME HISTORY

Date	Result	Attendance
1/1/35	Tulane 20, Temple 14	28,000
1/1/36	TCU 3, LSU 2	35,000
1/1/37	Santa Clara 21, LSU 14	38,483
1/1/38	Santa Clara 6, LSU 0	40,000
1/2/39	TCU 15, Carnegie-Mellon 7	44,308
1/1/40	Texas A&M 14, Tulane 13	73,000
1/1/41	Boston College 19, Tennessee 13	68,486
1/1/42	Fordham 2, Missouri 0	68,154
1/1/43	Tennessee 14, Tulsa 7	58,361
1/1/44	Georgia Tech 20, Tulsa 18	69,134
1/1/45	Duke 28, Alabama 26	66,822
1/1/46	Oklahoma A&M 33, St. Mary's 13	75,000
1/1/47	Georgia 20, North Carolina 10	68,936
1/1/48	Texas 27, Alabama 7	73,000
1/1/49	Oklahoma 14, North Carolina 6	80,383
1/2/50	Oklahoma 35, LSU 0	82,000
1/1/51	Kentucky 13, Oklahoma 7	80,206
1/1/52	Maryland 28, Tennessee 13	80,187
1/1/53	Georgia Tech 24, Ole Miss 7	80,205
1/1/54	Georgia Tech 42, West Virginia 19	71,666
1/1/55	Navy 21, Ole Miss 0	80,190
1/2/56	Georgia Tech 7, Pittsburgh 0	76,535
1/1/57	Baylor 13, Tennessee 7	78,084
1/1/58	Ole Miss 39, Texas 7	77,484

Allstate Sugar Bowl

Date	Result	Attendance	TV Rating
Sugar Bowl Classic			
1/1/59	LSU 7, Clemson 0	80,331	NBC
1/1/60	Ole Miss 21, LSU 0	81,141	NBC
1/2/61	Ole Miss 14, Rice 6	82,851	NBC
1/1/62	Alabama 10, Arkansas 3	82,910	NBC
1/1/63	Ole Miss 17, Arkansas 13	82,900	NBC
1/1/64	Alabama 12, Ole Miss 7	80,785	NBC
1/1/65	LSU 13, Syracuse 10	65,000	NBC
1/1/66	Missouri 20, Florida 18	67,421	NBC
1/2/67	Alabama 34, Nebraska 7	82,000	NBC
1/1/68	LSU 20, Wyoming 13	78,963	NBC
1/1/69	Arkansas 16, Georgia 2	82,113	NBC
1/1/70	Ole Miss 27, Arkansas 22	82,500	ABC
1/1/71	Tennessee 34, Air Force 13	78,685	ABC
1/1/72	Oklahoma 40, Auburn 22	84,031	ABC
12/31/72	Oklahoma 14, Penn State 0	80,123	ABC
12/31/73	Notre Dame 24, Alabama 23	85,161	ABC
12/31/74	Nebraska 13, Florida 10	67,980	ABC
12/31/75	Alabama 13, Penn State 6	75,212	ABC
1/1/77	Pittsburgh 27, Georgia 3	76,117	ABC
1/2/78	Alabama 35, Ohio Stat3 6	76,117	ABC
1/1/79	Alabama 14, Penn State 7	76,824	ABC
1/1/80	Alabama 24, Arkansas 9	77,486	ABC
1/1/81	Georgia 17, Notre Dame 10	77,895	ABC
1/1/82	Pittsburgh 24, Georgia 20	77,224	ABC
1/1/83	Penn State 27, Georgia 23	78,124	ABC
1/2/84	Auburn 9, Michigan 7	77,893	ABC
1/1/85	Nebraska 28, LSU 10	75,608	ABC
1/1/86	Tennessee 35, Miami 7	77,423	ABC
USF&G Sugar Bowl			
1/1/87	Nebraska 30, LSU 15	76,234	ABC
1/1/88	Syracuse 16, Auburn 16 (tie)	76,495	ABC
1/2/89	Florida State 13, Auburn 7	75,098	ABC
1/1/90	Miami 33, Alabama 25	77,452	ABC
1/1/91	Tennessee 23, Virginia 22	75,132	ABC
1/1/92	Notre Dame 39, Florida 28	76,447	ABC
1/1/93	Alabama 34, Miami 13	76,789	ABC
1/1/94	Florida 41, West Virginia 7	75,437	ABC
1/2/95	Florida State 23, Florida 17	76,224	ABC
Nokia Sugar Bowl			
12/31/95	Virginia Tech 28, Texas 10	70,283	ABC
1/2/97	Florida 52, Florida State 20	78,344	ABC
1/1/98	Florida State 31, Ohio State 14	67,289	ABC
1/1/99	Ohio State 24, Texas A&M 14	76,503	11.5 ABC
1/4/00	Florida State 46, Virginia Tech 29	79,280	17.5 ABC
1/2/01	Miami 37, Florida 20	64,407	13.0 ABC
1/1/02	LSU 47, Illinois 34	77,688	8.6 ABC
1/1/03	Georgia 26, Florida State 13	74,269	9.2 ABC
1/4/04	LSU 21, Oklahoma 14	79,342	14.8 ABC
1/3/05	Auburn 16, Virginia Tech 13	77,349	9.5 ABC
1/2/06	West Virginia 38, Georgia 35 (at Atlanta)	74,458	9.0 ABC
Allstate Sugar Bowl			
1/3/07	LSU 41, Notre Dame 14	77,781	9.0 FOX
1/1/08	Georgia 41, Hawai'i 10	74,383	7.0 FOX
1/2/09	Utah 31, Alabama 17	71,872	7.8 FOX
1/1/10	Florida 51, Cincinnati 24	65,207	8.5 FOX
1/4/11	Ohio State 31, Arkansas 26	73,879	8.2 ESPN
1/3/12	Michigan 23, Virginia Tech 20	64,512	7.1 ESPN
1/2/13	Louisville 33, Florida 23	54,178	7.2 ESPN
1/2/14	Oklahoma 45, Alabama 31	70,473	9.3 ESPN
1/1/15	Ohio State 42, Alabama 35	74,682	15.2 ESPN
1/1/16	Ole Miss 48, Oklahoma State 20	72,117	5.3 ESPN
1/2/17	Oklahoma 35, Auburn 19	54,077	6.1 ESPN
1/1/18	Alabama 24, Clemson 6	72,360	11.4 ESPN
1/1/19	Texas 28, Georgia 21	71,449	7.8 ESPN
1/1/20	Georgia 26, Baylor 14	55,211	ESPN
1/1/21	Ohio State 49, Clemson 28	3,000	ESPN

Individual Awards:

Miller-Digby Most Outstanding Player Award

1948 - Bobby Layne, Texas; 1949 - Jack Mitchell, Oklahoma; 1950 - Leon Heath, Oklahoma; 1951 - Walt Yowarsky, Kentucky; 1952 - Ed Modzelewski, Maryland; 1953 - Leon Hardeman, Georgia Tech; 1954 - Franklin "Pepper" Rodgers, Georgia Tech; 1955 - Joe Gattuso, Navy; 1956 - Franklin Brooks, Georgia Tech; 1957 - Delbert Shofner, Baylor; 1958 - Raymond Brown, Ole Miss; 1959 - Billy Cannon, LSU; 1960 - Bobby Franklin, Ole Miss; 1961 - Jake Gibbs, Ole Miss; 1962 - Mike Fracchia, Alabama; 1963 - Glynn Griffing, Ole Miss; 1964 - Tim Davis, Alabama; 1965 - Doug Moreau, LSU; 1966 - Steve Spurrier, Florida; 1967 - Kenny Stabler, Alabama; 1968 - Glenn Smith, LSU; 1969 - Chuck Dicus, Arkansas; 1970 - Archie Manning, Ole Miss; 1971 - Bobby Scott, Tennessee; 1972 - Jack Mildren, Oklahoma; 1972 - Tinker Owens, Oklahoma; 1973 - Tom Clements, Notre Dame; 1974 - Tony Davis, Nebraska; 1975 - Richard Todd, Alabama; 1977 - Matt Cavanaugh, Pittsburgh; 1978 - Jeff Rutledge, Alabama; 1979 - Barry Krauss, Alabama; 1980 - Major Ogilvie, Alabama; 1981 - Herschel Walker, Georgia; 1982 - Dan Marino, Pittsburgh; 1983 - Todd Blackledge, Penn State; 1984 - Bo Jackson, Auburn; 1985 - Craig Sundberg, Nebraska; 1986 - Daryl Dickey, Tennessee; 1987 - Steve Taylor, Nebraska; 1988 - Don McPherson, Syracuse; 1989 - Sammie Smith, Florida State; 1990 - Craig Erickson, Miami; 1991 - Andy Kelly, Tennessee; 1992 - Jerome Bettis, Notre Dame; 1993 - Derrick Lassic, Alabama; 1994 - Errict Rhett, Florida; 1995 - Warrick Dunn, Florida State; 1995 - Bryan Still, Virginia Tech; 1997 - Danny Wuerffel, Florida; 1998 - E. G. Green, Florida State; 1999 - David Boston,

Allstate Sugar Bowl

Ohio State; 2000 - Peter Warrick, Florida State; 2001 - Ken Dorsey, Miami; 2002 - Rohan Davey, LSU; 2003 - Musa Smith, Georgia; 2004 - Justin Vincent, LSU; 2005 - Jason Campbell, Auburn; 2006 - Steve Slaton, West Virginia; 2007 - JaMarcus Russell, LSU; 2008 - Marcus Howard, Georgia; 2009 - Brian Johnson, Utah; 2010 - Tim Tebow, Florida; 2011 - Terrelle Pryor, Ohio State; 2012 - Junior Hemingway, Michigan; 2013 - Teddy Bridgewater, Louisville; 2013 - Teddy Bridgewater, Louisville; 2014 - Trevor Knight, Oklahoma; 2015 - Ezekiel Elliott, Ohio State (off.), Darron Lee, Ohio State (def.); 2016 - Chad Kelly, Ole Miss; 2017 - Baker Mayfield, Oklahoma; 2018 - Jalen Hurts, Alabama (off.), Da'Ron Payne, Alabama (def.), 2019 - Sam Ehlinger, Texas (QB); 2020 - George Pickens, Georgia; 2021 - Justin Fields, Ohio State (off.), Tuf Borland, Ohio State (def.).

Memorable Games:

1973: Tom Clements completes a third-down pass to backup tight end Robin Weber in the final minute of play, sealing a national title for Notre Dame with a 24-23 win over top-ranked Alabama.
1979: Alabama's Barry Krauss completed a legendary goal-line stand with a fourth-down tackle against Penn State, lifting Bear Bryant's Crimson Tide to the national championship with a 14-7 win in a No. 1 vs. No. 2 matchup.
1981: Georgia running back Herschel Walker separated his shoulder early in the game, but still managed to rush for 150 yards and two touchdowns to lift the Bulldogs to a 17-10 win over Notre Dame to cap an undefeated national championship season.
2000: In the first BCS National Championship game in New Orleans, Virginia Tech's Michael Vick was a show-stopper, but Peter Warrick's performance lifted Bobby Bowden's Florida State squad to a 46-29 win and the national title.

Top Individual Performances:

Tim Tebow, QB, Florida, 2010 -- Closed his career with a record-setting performance, throwing for a Sugar Bowl-record 482 yards and three touchdowns in a 51-24 blowout of Cincinnati.
Peter Warrick, WR, Florida State, 2000 -- Had 160 receiving yards and two big returns, but the biggest play was a 43-yard reception from Chris Weinke in the fourth quarter that iced the Seminoles' 46-29 win over Virginia Tech and the national title. He had a 64-yard touchdown grab earlier.
Dan Marino, QB, Pittsburgh, 1982 -- Threw a 33-yard touchdown pass to tight end John Brown on a fourth-and-five with 0:42 left, giving the Panthers a 24-20 win over Georgia.
Monk Simons, RB, Tulane, 1935 -- In the inaugural Sugar Bowl game, returned a kickoff 85 yards for a touchdown to ignite hometown Tulane to a 20-14 victory over Temple after the Green Wave trailed 14-0 earlier.
Ezekiel Elliott, RB, Ohio State, 2015 -- Rushed for a bowl-record 230 yards, including an 85-yard TD dash with 3:24 to go in the game to clinch a 42-35 victory for the Buckeyes in the first-ever Playoff Semifinal in the Sugar Bowl.

Last Year's Game:

Quarterback Justin Fields and running back Trey Sermon led third seed Ohio State to a convincing 49-28 victory against second seed Clemson in a College Football Playoff Semifinal at the Allstate Sugar Bowl. Fields, the winner of the Miller-Digby Award as the game's Most Outstanding Player, had 427 total yards and threw for an Sugar Bowl-record six touchdowns while Sermon, a transfer from the Oklahoma, rushed for 191 yards and one touchdown and also caught four passes for 61 yards. Fields was clearly the leader though as he guided the Ohio State offense to 639 yards, 385 passing and 254 rushing. He completed 22 of 28 passes for 385 yards and also rushed for 42 yards. And, to add to the story, he did so after suffering a vicious hit to his back in the second quarter yet continued to play.

The Buckeyes took control of the game with an impressive 21-point second quarter that gave them a 35-21 halftime lead. They made it 42-21 with 4:55 left in the third quarter when Fields tossed a 56-yard touchdown pass to wide receiver Chris Olave. If Ohio State's victory had an iconic play, that was it. Olave finished with six catches for 132 yards and two touchdowns.

Fields put the finishing touch on his record setting night when he threw a 45-yard touchdown pass to Jameson Williams with 49 seconds left in the third quarter that drove a stake through the Tigers and gave Ohio State a 49-21 lead.

Clemson quarterback Trevor Lawrence completed 33 of 48 passes for 400 yards and two touchdowns with one interception in what was the junior's final collegiate contest as he was the No. 1 pick in the 2022 NFL Draft.

Score by Quarters	1st	2nd	3rd	4th	Final
Ohio State	14	21	7	7	49
Clemson	14	0	7	7	28

Scoring:

CU: Trevor Lawrence 2 yd run (B.T. Potter kick), 12:10 (1st)
OSU: Trey Sermon 32 yd run (Blake Haubeil kick), 7:59 (1st)
CU: Travis Etienne 3 yd run (Potter kick), 5:01 (1st)
OSU: Luke Farrell 8 yd pass from Justin Fields (Haubeil kick), 1:36 (1st)
OSU: Jeremy Ruckert 17 yd pass from Fields (Haubeil kick), 10:35 (2nd)
OSU: Chris Olave 9 yd pass from Fields (Haubeil kick), 5:12 (2nd)
OSU: Ruckert 12 yd pass from Fields (Haubeil kick), 0:11 (2nd)
CU: Cornell Powell 10 yd pass from Lawrence (Potter kick), 7:56 (3rd)
OSU: Olave 56 yd pass from Fields (Haubeil kick), 4:55 (3rd)
OSU: Jameson Williams 45 yd pass from Fields (Haubeil kick), 14:03 (4th)
CU: Powell 26 yd pass from Lawrence (Potter kick), 10:42 (4th)

Team Statistics:	Ohio State	Clemson
First Downs	26	23
Rushing att-yards	44-254	22-44
Net passing yards	385	400
Comp-Att-Int	22-28-1	33-48-1
Return yards	14	41
Punts-Avg.	4-47.3	5-47.4
Fumbles-Lost	1-0	3-1
Penalties	9-95	3-20
Time of Possession	34:05	25:55

Allstate Sugar Bowl

Individual Statistics:

Rushing:

Ohio State: Trey Sermon 31-193 TD, Justin Fields 8-42, Miyan Williams 3-21.

Clemson: Travis Etienne 10-32 TD, Lyn-J Dixon 2-20, Trevor Lawrence 10-(-8).

Passing:

Ohio State: Justin Fields 22-28-1, 385 yards, 6 TDs, 1 INT, 2 sacks.

Clemson: Trevor Lawrence 33-48-1, 400 yards, 2 TDs, 1 INT, 2 sacks.

Receiving:

Ohio State: Chris Olave 6-132 2 TDs, Trey Sermon 4-61, Jameson Williams 3-62 TD, Jeremy Ruckert 3-55 2 TDs, Garrett Wilson 2-52, Jaxson Smith-Njigba 2-12, Luke Farrell 2-11 TD.

Clemson: Cornell Powell 8-139 2 TDs, Amari Rodgers 8-54, E.J. Williams 5-45, Travis Etienne 4-64, Braden Galloway 2-38, Davis Allen 2-35, Brannon Spector 2-16, Frank Ladson 1-9, Lyn-J Dixon 1-0.



BowlSeason.com



@BowlSeason



@BowlSeason



/BowlSeason



/BowlSeason

TaxAct Texas Bowl

Game Date: Jan, 4, 2021
Kickoff time (CST): 8:00 p.m.
TV & Radio Network: Bowl Season Radio
Conference Tie-ins: Big 12, SEC

Website: www.thetexasbowl.com
Facebook: facebook.com/TexasBowl
Twitter: @TexasBowl



Executive Director:

David Fletcher
(o) 832-667-2146 (c) 281-733-5565
E-mail: david.fletcher@lsse.net

Media contact:

Jackson Riebel
Communications Coordinator
(c) 507-272-9624
E-mail: jackson.riebel@houstontexans.com

Ticket contact:

John Schriever
Sr. Vice President, Ticketing & Event Management
(o) 832-667-2211 (c) 832-457-3116
E-mail: john.schriever@houstontexans.com

Team host contact:

Blaine Foreman
Director of Events and Operations
(o) 832-667-2012 (c) 409-719-7322
blaine.foreman@lsse.net

Ticket prices: \$30-\$150

Stadium Information:

NRG Stadium, Capacity/Surface: 70,000 / Artificial Turf
Physical address: Two NRG Park, Houston, TX 77054

Contact for ordering phone lines:

Jackson Riebel
507-272-9624
jackson.riebel@houstontexans.com

Press box phone: N/A / Wi-fi available

Media Credentials and Parking: Jackson Riebel
507-272-9624, jackson.riebel@houstontexans.com

Top Football Crowd in Stadium History:

72,025 2019 Houston Texans vs. New England Patriots

Top 5 Crowds in Bowl Game History:

- | | | | |
|----|--------|------|------------------------------|
| 1. | 71,307 | 2015 | Texas Tech vs. LSU |
| 2. | 71,115 | 2014 | Arkansas vs. Texas |
| 3. | 69,441 | 2009 | Navy vs. Missouri |
| 4. | 68,415 | 2019 | Texas A&M vs. Oklahoma State |
| 5. | 68,412 | 2016 | Kansas State vs. Texas A&M |

This Year's Bowl Activities (Tentative Schedule):

Date/Event	Location	Time
Saturday, January 1, 2022		
Rodeo Bowl	NRG Arena	5:00 p.m.
Monday, Jan. 3		
Spirit Family Day	Rice Stadium	9:00 a.m.
Karbach Kickoff Concert	The Rustic Downtown	8:00 p.m.
TBD		
DePelchin Family Field Day	Team Practice Facilities	8:00 p.m.
Tuesday, Jan. 4		
Texas Bowl	NRG Stadium	8:00 p.m.

Designated team hotels:

Big 12 – Hilton Americas SEC – Westin Galleria

Designated media hotel:

Aloft Galleria

Local airport:

George Bush Intercontinental Airport: American, Delta, United, US Airways, Spirit, Alaska Airlines, Frontier, Air Canada, AeroMexico, Air France, British Airways

Houston Hobby Airport: Southwest, American, Delta, AirTran, JetBlue



General Manager
David Fletcher



Media Contact
Jackson Riebel

TaxAct Texas Bowl

Local tourism bureau: Greater Houston Convention and Visitors Bureau, www.visithoustontexas.com

Prominent area tourist attractions: NASA Space Center Houston, Battleship Texas, San Jacinto Monument, Moody Gardens and Mansion, Houston Zoo, Downtown Aquarium, Kemah Boardwalk

DIRECTIONS

>From main arrival airport to stadium:

From George Bush Intercontinental: Go south on I-59, merge and continue south on Hwy. 288, exit onto I-610 East, exit at Kirby St., and turn right onto Kirby, Reliant Stadium will be on the right.

Other Trivia:

- In 11 of the 14 years of its existence, the Texas Bowl has welcomed a home-state team.
- Last year, Texas A&M beat Oklahoma State, 24-21.
- Rutgers beat Kansas State 37-10 in 2006 in the inaugural game
- The only other games that haven't featured a Texas team came in 2009 when Navy beat Missouri 35-13 and in 2013 when Syracuse beat Minnesota 21-17.

Major Media in the area:

Houston Chronicle
KHOU-TV 11 (CBS)
KRIV-TV 26 (Fox)
KXLN-TV45(Univision)
AM SportsRadio610
SportsTalk 790
SB Nation Radio 1560

KPRC-TV 2 (NBC)
KTRK-TV 13 (ABC)
KIAH-TV 39 (CW)
KTMD-TV 47 (Telemundo) KILT-
KBME-AM
KGOW-AM
97.5 FM ESPN

TaxAct Texas Bowl

GAME HISTORY

Date	Result	Attendance	TV Rating
Texas Bowl			
12/28/06	Rutgers 37, Kansas State 10	52,210	1.42
12/28/07	TCU 20, Houston 13	62,097	NFL
12/30/08	Rice 38, Western Michigan 14	58,880	NFL Net.
12/31/09	Navy 35, Missouri 13	69,441	2.1 ESPN
12/29/10	Illinois 38, Baylor 14	68,211	3.08 ESPN

Meineke Car Care Bowl of Texas

12/31/11	Texas A&M 33, Northwestern 22	68,411	2.7 ESPN
12/28/12	Texas Tech 34, Minnesota 31	50,386	3.4 ESPN
12/27/13	Syracuse 21, Minnesota 17	32,327	2.8 ESPN

AdvoCare V100 Texas Bowl

12/27/14	Arkansas 31, Texas 7	71,115	3.5 ESPN
12/29/15	LSU 56, Texas Tech 27	70,307	3.0 ESPN
12/28/16	Kansas State 33, Texas A&M 28	68,412	2.2 ESPN

Academy Sports + Outdoors Texas Bowl

12/27/2017	Texas 33, Missouri 16	67,820	2.07 ESPN
12/27/2018	Baylor 45, Vanderbilt 38	51,104	2.07 ESPN
12/27/2019	Aggies 24, Oklahoma State 21	68,415	2.8 ESPN

Individual Awards:

Most Valuable Player

2006	Ray Rice, Rutgers
2007	Andy Dalton, TCU
2008	Chase Clement, Rice
2009	Ricky Dobbs, Navy
2010	Mikel Leshoure, Illinois
2011	Ryan Tannehill, Texas A&M
2012	Seth Doege, Texas Tech
2013	Terrel Hunt, Syracuse
2014	Brandon Allen, Arkansas
2015	Leonard Fournette, LSU
2016	Jesse Ertz, Kansas State
2017	Michael Dickson, Texas
2018	Charlie Brewer, Baylor
2019	Kellen Mond, Texas A&M

Memorable Games:

- 2018: Charlie Brewer led the Baylor Bears to a 45-38 victory over Vanderbilt, and in the process set a new Texas Bowl record with 384 passing yards. Baylor and the Vanderbilt shattered another Texas Bowl record with a combined 1,241 total yards.
- 2015: In a record-setting and MVP performance, LSU RB Leonard Fournette set the Texas Bowl individual scoring record with 30 points and the Texas Bowl all-purpose yards record with 256 yards. Fournette finished the game with 29 carries for 212 rushing yards and four rushing touchdowns and a 44-yard touchdown reception for five total TDs.
- 2014: In a rematch of former Southwest Conference rivals, Arkansas rolled to an easy 31-7 win over Texas in front of a Texas Bowl record 71,115 fans. Brandon Allen had a pair of TD passes for the Razorbacks in their first bowl appearance in three years.
- 2013: Brisly Estime's 70-yard punt return in the final two minutes set up quarterback Terrel Hunt's 12-yard scramble with 1:14 left, lifting Syracuse to a 21-17 victory over Minnesota.
- 2011: Paced by the 329-yard passing performance of quarterback Ryan Tannehill, Texas A&M wins its final game as a Big 12 Conference member in holding off Northwestern 33-22.
- 2010: Robert Griffin III, who would win the Heisman Trophy as the nation's top collegiate player one year later, leads Baylor to its first bowl appearance in 16 years, but the Bears fall to Illinois 38-14.
- 2007: Andy Dalton and TCU hold off a late charge by Case Keenum and the hometown-favorite Houston Cougars as the Horned Frogs take a 20-13 win.

Top Individual Performances:

- Charlie Brewer, QB, Baylor, 2018 – Threw 384 passing yards and rushed 16 times for 109 yards to lead Baylor to a 45-38 win over Vanderbilt.
- Leonard Fournette, RB, LSU, 2015 -- Rushed for 212 yards on 29 carries and scored four rushing touchdowns and one 44-yard receiving touchdown leading LSU to a 56-27 victory over Texas Tech
- Ryan Tannehill, QB, Texas A&M, 2011 – Threw for 329 yards and a score, hitting 27 of 40 passes in leading the Aggies to a win over Northwestern in their last game as a Big 12 Conference member
- Mikel Leshoure, RB, Illinois, 2010 – Rushed for 184 yards on 29 carries and scored three touchdowns in leading Illinois to a 38-14 win over Baylor
- Ricky Dobbs, QB, Navy, 2009 – Posted the biggest rushing-and-passing outing in bowl history, running for 166 yards and three touchdowns and throwing for 130 yards and another score in a 35-13 victory over Missouri

2019 Texas Bowl:

TaxAct Texas Bowl

In the 2019 edition of the Texas Bowl, the Texas A&M Aggies and the Oklahoma State Cowboys, the Cowboys got a quick start to the game scoring two touchdowns in the first quarter, but the Aggies quickly rallied and came back from a 14-point deficit to beat the Cowboys 24-21. The Cowboys took the lead early in the first quarter with two touchdowns and lead by seven going into halftime. The Aggies offense tied the game up in the third quarter with a 10-yard touchdown pass to Jhamon Ausbon and with a quick start to the fourth quarter, Aggie QB Kellen Mond ran for 67 yards to give the Aggies a 21-14 lead. After the Aggies added a 24-yard field goal, Cowboys' Braydon Johnson caught a five-yard touchdown reception to cut the lead, but the Aggies secured the victory by recovering the Cowboys' onside kick with less than a minute left. Mond, who threw for 95 yards and ran for a career-high 117 yards with one touchdown, was named the 2019 Texas Bowl MVP. The Aggies Texas Bowl victory also marked Head Coach Jimbo Fisher's 100th career win.

Score by Quarters	1st	2nd	3rd	4th	Final
Oklahoma State	14	0	0	7	21
Texas A&M	0	7	7	10	24

Scoring:

First Quarter: OSU Braydon Johnson 42-yard pass from Dru Brown (Ammendola kick); OSU Dru Brown 9-yard run (Ammendola kick)

Second Quarter: TAMU Isaiah Spiller 1-yard run (Small kick)

Third Quarter: TAMU Jhamon Ausbon 10-yard pass from Kellen Mond (Small kick)

Fourth Quarter: TAMU Kellen Mond 67-yard run (Small kick); TAMU Seth Small 24-yard field goal; OSU Braydon Johnson 5-yard pass from Dru Brown

Team Statistics:	OSU	TAMU
First Downs	17	19
Rushes- Net Yards	31-150	41-248
Net Yards Passing	184	95
Passing (Comp-Att-Int)	15-28-0	13-19-0
Total Plays	59	60
Total Net Yards	334	343
Fumbles Lost	0	2-2
Penalties-Yards	5-42	8-56
Time of Possession	25:47	34:13

Individual Statistics

RUSHING

OSU – Chuba Hubbard 19-165, Spencer Sanders 2-3; TAMU – Kellen Mond 12-127, Isaiah Spiller 19-81, Ainias Smith 7-57, Quartney Davis 1-4

PASSING

OSU – Dru Brown 15-28-0, 184 yards, 2 TD.
TAMU – Kellen Mond 13-19-0, 95 yards, 1 TD

RECEIVING

OSU – Braydon Johnson 5-124, Jordan McCray 2-21, Chuba Hubbard 2-15, LD Brown 1-15, Jelani Woods 1-4, Landon Wolf 1-4, Dillion Stoner 3-1
TAMU – Quartney Davis 6-48, J Wydermyer 1-28, Ainias Smith 1-13, Jhamon Ausbon 1-10

PUNTING

OSU – Tom Hutton 5-182 52 long
TAMU – Branden Mann 4-155 49 long

College Football Playoff National Championship

Game Date: Jan. 10, 2022
Kickoff time (EST): 8 p.m.
TV & Radio Network: ESPN
Participants: Playoff Semifinal winners

Mailing address: 545 East John Carpenter Freeway,
Suite 1025, Irving, TX 75062
(o) 469-262-5200 (fax) 469-248-8493

Website: www.collegefootballplayoff.com
Facebook: facebook.com/CollegeFootballPlayoff
Twitter: @CFBPlayoff
Instagram: @CFBPlayoff

Executive Director: Bill Hancock
(o) 469-262-5200
E-mail: bhancock@collegefootballplayoff.com

Media contact: Brett Daniels, Senior Director of
Communications and Branding
(o) 469-262-5204
E-mail: bdaniels@collegefootballplayoff.com

Ticket contact: Mike Bos, Director of Ticket
Operations
(o) 469-262-5213
E-mail: mbos@collegefootballplayoff.com

Staff:

Danielle Bartelstein, Director of Team Operations
(o) 469-262-5207, dbartelstein@collegefootballplayoff.com
Ray Booker, Stadium and Game Operations Coordinator
(o) 469-262-5215, rbooker@collegefootballplayoff.com
Katie Cavender, Assistant Director of Communications and
Branding
(o) 469-262-5212, kcavender@collegefootballplayoff.com
Claudia Dorsey, Assistant Director of Business and Ticket
Operations
(o) 469-262-5214, cdorsey@collegefootballplayoff.com
Allison Doughty, Director of Events and Hospitality Services
(o) 469-262-5205, adoughty@collegefootballplayoff.com
Tim Frick, Controller
(o) 469-262-5217, tflick@collegefootballplayoff.com
Wes Gentry, Director of Administration and Technology
(o) 469-262-5210, wgentry@collegefootballplayoff.com
Ben Habern, Assistant Director of Marketing & Strategic
Partnerships
(o) 469-262-5216, bhabern@collegefootballplayoff.com
Ryan Allen Hall, Director of Public Events
(o) 469-262-5211, rhall@collegefootballplayoff.com
Morgan Jones, Patron Experience Coordinator
(o) 469-262-5209, mjones@collegefootballplayoff.com
Dave Marmion, Chief Financial Officer
(o) 469-262-5203, dmarmion@collegefootballplayoff.com
Holly Stalcup, Director of Stadium and Game Operations
(o) 469-262-5206, hstalcup@collegefootballplayoff.com
Rijo Walker, Team Operations Coordinator
(o) 469-262-5218, rwalker@collegefootballplayoff.com
Alfred White, Senior Director of Marketing and Strategic
Partnerships
(o) 469-262-5208, awhite@collegefootballplayoff.com

Ticket prices: TBA

Stadium Information: Lucas Oil Stadium Capacity/ surface: 70,000 / Turf
Physical Address: 500 S Capitol Ave, Indianapolis, IN 46225

Contact for ordering phone lines: Nikos Mouat, WBL Services, nikm@wblservices.com
Press box phone: N/A / Wi-fi available

Media Credentials and Parking: The official online credential application
will be available Wednesday, December 2. More information is available at www.collegefootballplayoff.com.

This Year's Bowl Activities (Tentative Schedule):

Date / Event	Place	Time
Friday, January 7, 2022		
Team Arrivals		
Saturday, January 8, 2022		
Media Day	Indianapolis Convention Center	9 a.m. (ET)



COLLEGE FOOTBALL
PLAYOFF



Bill Hancock
Executive Director



Brett Daniels
Media Contact



**College Football
Playoff National
Championship
Trophy**

College Football Playoff National Championship

Sunday, January 9, 2022

Head Coaches Press Conference JW Marriott 9 a.m. (ET)

Monday, January 10, 2022

College Football Playoff National Championship Lucas Oil Stadium 8 p.m. (ET)

Tuesday, January 11, 2022

Champions News Conference JW Marriott 9 a.m. (ET)

Designated team hotels:

Cotton Bowl Champion --
Indianapolis Marriott
350 W. Washington St.
Indianapolis, IN 46225
(317) 860-5800

Orange Bowl Champion --
Westin Indianapolis
241 W. Washington St.
Indianapolis, IN 46204
(317) 231-3900

Designated media hotel:

JW Marriott Indianapolis
10 S. West St.
Indianapolis, IN 46204 (317) 860-5800

Local airport: Indianapolis International Airport

Local tourism bureau: Visit Indy, 200 South Capitol Avenue, Suite 300, Indianapolis, IN 46225-1063, 317-262-3000, cgahl@visitindy.com

Prominent area tourist attractions: Monument Circle, White River State Park, Indianapolis Motor Speedway, Indianapolis Zoo, Lucas Oil Stadium, Gainbridge Fieldhouse

Other Notable Information:

- The playoff preserves the excitement and significance of college football's unique regular season where every game counts.
- The selection committee ranks the teams based on the members' evaluation of the teams' performance on the field, using conference championships won, strength of schedule, head- to-head results, and comparison of results against common opponents to decide among teams that are comparable.
- The two teams winning the playoff semifinals compete for the College Football Playoff National Championship. That game is in a different city each year, always on a Monday night.

Major Media in the area:

Newspapers

Indianapolis Business Journal, Indianapolis Monthly, Indianapolis Recorder, Indianapolis Star, NUVO

TV Stations

Channel 6 WRTV, Channel 8 WISH TV, Channel 13 WTHR, Channel 20 WFYI, Channel 59 WXIB

Radio Stations

WFYI 90.1 FM, WXLW 950 AM, WFNI 1070 AM, WNDE 1260 AM

Season	CFP National Championship	Attendance	Place	Rating
1/12/15	Ohio State 42, Oregon 20	85,788	North Texas	18.9 ESPN
1/11/16	Alabama 45, Clemson 40	75,765	Arizona	14.7 ESPN
1/9/17	Clemson 35, Alabama 31	74,512	Tampa Bay	14.2 ESPN
1/8/18	Alabama 26, Georgia 23 (OT)	77,430	Atlanta	15.6 ESPN
1/7/19	Clemson 44, Alabama 16	74,814	Bay Area	16.2 ESPN
1/13/20	LSU 42, Clemson 25	76,885	New Orleans	14.3 ESPN
1/11/21	Alabama 52, Ohio State 24	14,926	Miami	10.3 ESPN

Individual Awards:

Offensive MVP

2015	Ezekiel Elliott, Ohio State
2016	O.J. Howard, Alabama
2017	Deshaun Watson, Clemson
2018	Tua Tagovailoa, Alabama
2019	Trevor Lawrence, Clemson
2020	Joe Burrow, LSU
2021	DeVonta Smith, Alabama

Defensive MVP

Tyvis Powell, Ohio State
Eddie Jackson, Jr., Alabama
Ben Boulware, Clemson
Da'Ron Payne, Alabama
Trayvon Mullen, Clemson
Patrick Queen, LSU
Christian Barmore, Alabama

College Football Playoff National Championship

2021 CFP National Championship:

The No. 1 Alabama Crimson Tide defeated the No. 3 Ohio State Buckeyes, 52-24, capturing its third national championship in the College Football Playoff and 18th national crown overall. The 2021 CFP National Championship victory marked head coach Nick Saban's seventh career title, breaking a tie with former Alabama skipper Paul "Bear" Bryant.

In the contest, Heisman Trophy winner DeVonta Smith compiled 215 receiving yards in the first half to establish a new CFP single-game record (previously set by the Tide's O.J. Howard in 2016). Smith, who finished his freshman campaign with a game-winning touchdown catch from Tua Tagovailoa in overtime of the 2018 CFP National Championship, ended his career at Alabama with a program and SEC-record 3,965 career receiving yards. He also set national championship game records for most receptions (12), receiving touchdowns (3) and points receiving (18) en route to being voted the Offensive Player of the Game.

Alabama junior QB Mac Jones completed 36-of-45 passes for a national championship record 464 yards and five touchdowns. Senior RB Najee Harris rushed for 158 yards on 29 carries, scoring three times for an SEC record 30 touchdowns on the year.

Sophomore DL Christian Barmore was named Defensive Player of the Game after collecting five total tackles, including three solo stops, two from behind the line of scrimmage and a six-yard sack. Linebackers Christian Harris and Dylan Moses led Alabama with six tackles apiece, while Christopher Allen and Patrick Surtain each pitched in a tackle for loss.

Alabama completed the 2020-21 campaign with a perfect 13-0 record, joining the 2019-20 LSU Tigers (15-0) and 2018-19 Clemson Tigers (15-0) as the third consecutive team to win the CFP National Championship with an undefeated record. The Crimson Tide's victory also marked the second time in as many years that the top-ranked team in the CFP selection committee rankings went on to win the national title.

Score by Quarters	1st	2nd	3rd	4th	Final
#3 Ohio State (7-1)	7	10	7	0	24
#1 Alabama (13-0)	7	28	10	7	52

Scoring:

First Quarter: UA - Najee Harris 1 yd run (Will Reichard kick); OSU - Master Teague III 8 yd run (Seibert, Jake kick).

Second Quarter: UA - DeVonta Smith 5 yd pass from Mac Jones (Will Reichard kick); OSU - Master Teague III 4 yd run (Jake Seibert kick); UA - Najee Harris 26 yd pass from Mac Jones (Will Reichard kick); OSU - Jake Seibert 23 yd field goal; UA - DeVonta Smith 5 yd pass from Mac Jones (Will Reichard kick); UA - DeVonta Smith 42 yd pass from Mac Jones (Will Reichard kick).

Third Quarter: UA - Will Reichard 20 yd field goal; OSU - Garrett Wilson 20 yd pass from Justin Fields (Jake Seibert kick); UA - Slade Bolden 5 yd pass from Mac Jones 8-75 (Will Reichard kick).

Fourth Quarter: UA - Najee Harris 1 yd run (Will Reichard kick).

Team Statistics:	OSU	UA
First downs	19	33
Rushing	5	10
Passing	11	22
Penalty	3	1
Rushes-Yards	29-147	38-157
Passing Yards	194	464
Passes (Comp-Att-Int)	17-33-0	36-45-0
Total Offense (Plays-Yards)	62-341	83-621
Fumbles-Lost	0-0	1-1
Penalties-Yards	4-29	6-44
Possession Time	22:34	37:26

Individual Statistics

RUSHING

OSU - Justin Fields, 6-67; Master Teague III, 15-65, 2 TD; Marcus Crowley, 6-14; Trey Sermon, 1-2.

UA - Najee Harris, 22-79, 2 TD; Brian Robinson, Jr., 10-69; Mac Jones, 4-11.

PASSING

OSU - Justin Fields, 17-33-0, 194, 1 TD.

UA - Mac Jones, 36-45-0, 464, 5 TD.

RECEIVING

OSU - Chris Olave, 8-69; Garrett Wilson, 3-50, 1 TD; Jaxon Smith-Njigba, 2-20; Jeremy Ruckert, 1-36; Jameson Williams, 1-14; Marcus Crowley, 1-4; Master Teague III, 1-1.

UA - DeVonta Smith, 12-215, 3 TD; John Metchie III, 8-81; Najee Harris, 7-79, 1 TD; Jaylen Waddle, 3-34; Slade Bolden, 3-16, 1 TD; Jahleel Billingsley, 2-27; Xavier Williams, 1-12.

PUNTING

OSU - Drue Chrisman, 5-214, 42.8.

UA - Charlie Scott, 2-76, 38.0.



BowlSeason.com



@BowlSeason



@BowlSeason



/BowlSeason



/BowlSeason

All-Time Bowl Individual and Team Records

INDIVIDUAL BOWL RECORDS

Only official records after 1937 are included. Prior records are included if able to be substantiated. Each team's score is in parentheses after the team name. The year listed is the actual (calendar) year the game was played; the date is included if the bowl was played twice (i.e., January and December) during one calendar year. The list also includes discontinued bowls, marked with (D). Bowls are listed by the name of the bowl at the time it was played. Records list is courtesy of the NCAA.

TOTAL OFFENSE

MOST PLAYS

98–Mike Kafka, Northwestern (35) vs. Auburn (38) (ot) (Outback, 2010)
83–Kyle Orton, Purdue (27) vs. Washington St. (33) (Sun, 2001)
82–Byron Leftwich, Marshall (64) vs. East Carolina (61) (2 ot) (GMAC, 2001)
79–Tajh Boyd, Clemson (25) vs. LSU (24) (Chick-fil-A, 2012)
79–Taysom Hill, BYU (16) vs. Washington (31) (Fight Hunger, 2013)

MOST TOTAL YARDS

594–Ty Detmer, BYU (39) vs. Penn St. (50) (Holiday, 1989) (576 pass)
574–Colt Brennan, Hawaii (41) vs. Arizona St. (24) (Hawaii, 2006) (559 pass)
566–Byron Leftwich, Marshall (64) vs. East Carolina (61) (2 ot) (GMAC, 2001) (576 pass)
562–Mike Kafka, Northwestern (35) vs. Auburn (38) (ot) (Outback, 2010) (532 pass)
555–Skyler Howard (43) vs. Arizona St. (42) (Cactus, Jan. 2, 2016) (532 pass)

HIGHEST AVERAGE PER PLAY (Minimum 10 Plays)

24.1–Dicky Maegle, Rice (28) vs. Alabama (6) (Cotton, 1954) (11 for 265)
16.5–Chad Pennington, Marshall (48) vs. Louisville (29) (Motor City, 1998) (27 for 445)
16.5–Sony Michel, Georgia (54) vs. Oklahoma (48) (2 ot) (Rose Bowl, 2018) (11 for 181)
16.2–Leon Washington, Florida St. (30) vs. West Virginia (18) (Gator, 2005) (12 for 195)
15.8–Rashaad Penny, San Diego St. (35) vs. Army West Point (42) (Armed Forces, 2017) (14 for 221)

MOST TOUCHDOWNS RESPONSIBLE FOR (TDS SCORED & PASSED FOR)

8–Joe Burrow, LSU (63) vs. Oklahoma (28) (Peach, 2019) (1 rush, 7 pass)
7–Geno Smith, West Virginia (70) vs. Clemson (33) (Orange, 2012) (1 rush, 6 pass)
7–Keith Price, Washington (56) vs. Baylor (67) (Alamo, 2011) (3 rush, 4 pass)
7–Paxton Lynch, Memphis (55) vs. BYU (48), (Miami Beach, 2014) (3 rush, 4 pass)
7–Cooper Rush, Central Michigan (48) vs. Western Kentucky (49) (Bahamas, 2014) (7 pass)

RUSHING

MOST RUSHING ATTEMPTS

46–(D) Ron Jackson, Tulsa (28) vs. San Diego St. (17) (Freedom, 1991) (211 yards)
43–Fred Taylor, Florida (21) vs. Penn St. (6) (Florida Citrus, 1998) (234 yards)
42–Tellis Redmon, Minnesota (30) vs. North Carolina St. (38) (Micronpc.com, 2000) (246 yards)
41–(D) Blake Ezor, Michigan St. (33) vs. Hawaii (13) (Aloha, 1989) (179 yards)
39–5 tied. Most recent: Terrell Fletcher, Wisconsin (34) vs. Duke (20) (Hall of Fame, 1995) (241 yards)

MOST NET RUSHING YARDS

307–P.J. Daniels, Georgia Tech (52) vs. Tulsa (10) (Humanitarian, 2004) (31 carries)
299–Johnny Jefferson, Baylor (49) vs. North Carolina (38) (Russell Athletic, 2015) (23 carries)
285–Gartrell Johnson, Colorado St. (40) vs. Fresno St. (35) (New Mexico, 2008) (27 carries)
281–Tony Temple, Missouri (38) vs. Arkansas (7) (Cotton, 2008) (24 carries)
280–Ray Rice, Rutgers (52) vs. Ball St. (30) (International, 2008) (35 carries)
280–(D) James Gray, Texas Tech (49) vs. Duke (21) (All-American, 1989) (33 carries)

MOST NET RUSHING YARDS BY A QUARTERBACK

229–Johnny Manziel, Texas A&M (41) vs. Oklahoma (13) (Cotton, 2013) (17 carries)
226–Lamar Jackson, Louisville (27) vs. Texas A&M (21) (Music City, 2015) (22 carries)
213–Malcolm Perry, Navy (20) vs. Kansas St. (17) (Liberty, 2019) (28 carries)
201–Dwight Dasher, Middle Tenn. (42) vs. Southern Miss. (32) (New Orleans, 2009) (26 carries)
200–Vince Young, Texas (41) vs. Southern California (38) (Rose, 2006) (19 carries)
199–Favian Upshaw, Ga. Southern (58) vs. Bowling Green (27) (GoDaddy, Dec. 23, 2015) (12 carries)

199–Tommie Frazier, Nebraska (62) vs. Florida (24) (Fiesta, 1996) (16 carries)

HIGHEST AVERAGE PER RUSH (Minimum 9 Carries)

24.1–Dicky Maegle, Rice (28) vs. Alabama (6) (Cotton, 1954) (11 for 265)
21.6–Bob Jeter, Iowa (38) vs. California (12) (Rose, 1959) (9 for 194)
16.6–Favian Upshaw, Ga. Southern (58) vs. Bowling Green (27) (GoDaddy, Dec. 23, 2015) (12 for 199)
16.5–Sony Michel, Georgia (54) vs. Oklahoma (48) (2 ot) (Rose, 2018) (11 for 181)
16.2–Leon Washington, Florida St. (30) vs. West Virginia (18) (Gator, 2005) (12 for 195)

THREE RUSHERS, SAME TEAM, GAINING MORE THAN 100 YARDS

402–Terrance Ganaway (200), Jarred Salubi (101) & Tevin Reese (101), Baylor (67) vs. Washington (56) (Alamo, 2011)
367–Thomas Sirk (155), Jela Duncan (109), & Shaun Wilson (103), Duke (44) vs. Indiana (41) (ot) (Pinstripe, 2015)
366–Tony Dorsett (142), Elliott Walker (123) & Robert Haygood (QB) (101), Pittsburgh (33) vs. Kansas (19) (Sun, 1975)

MOST YARDS BY TWO RUSHERS, SAME TEAM, GAINING MORE THAN 100 YARDS EACH

460–Johnny Jefferson (299) & Devin Chafin (161), Baylor (49) vs. North Carolina (38) (Russell Athletic, 2015)
374–Kareem Hunt (271) & Damion Jones-Moore (103), Toledo (63) vs. Arkansas State (44) (GoDaddy, 2015)
373–Woody Green (202) & Brent McClanahan (171), Arizona St. (49) vs. Missouri (35)

All-Time Bowl Individual and Team Records

(Fiesta, 1972)

365–3 Tied: Most recent: Prince-Tyson Gulley (208) & Jerome Smith (157), Syracuse (38) vs. West Virginia (14) (Pinstripe, 2012)

MOST RUSHING TOUCHDOWNS

5–Kareem Hunt, Toledo (63) vs. Arkansas State (44) (GoDaddy, 2015) (runs of 4, 44, 29, 6, 1)

5–Terrance Ganaway, Baylor (67) vs. Washington (56) (Alamo, 2011) (runs of 89, 1, 1, 4, 43)

5–Barry Sanders, Oklahoma St. (62) vs. Wyoming (14) (Holiday, 1988) (runs of 33, 2, 67, 1, 10)

5–Neil Snow, Michigan (49) vs. Stanford (0) (Rose, 1902) (five-point scores)

5–Kelvin Hopkins Jr., Army West Point (70) vs. Houston (14) (Armed Forces, 2018) (runs of 1, 77, 1, 2, 1)

PASSING

MOST PASS ATTEMPTS

78–Mike Kafka, Northwestern (35) vs. Auburn (38) (ot) (Outback, 2010)

74–Kyle Orton, Purdue (27) vs. Washington St. (33) (Sun, 2001)

70–Brett Basanez, Northwestern (38) vs. UCLA (50) (Sun, 2005)

70–Byron Leftwich, Marshall (64) vs. East Carolina (61) (2 ot) (GMAC, 2001)

69–2 tied. Most recent: Case Keenum, Houston (30) vs. Penn St. (14) (TicketCity, 2012)

MOST PASS COMPLETIONS

47–Mike Kafka, Northwestern (35) vs. Auburn (38) (ot) (Outback, 2010)

45–Case Keenum, Houston (30) vs. Penn St. (14) (TicketCity, 2012)

44–Graham Harrell, Texas Tech (31) vs. Virginia (28) (Gator, 2008)

43–Taylor Potts, Texas Tech (45) vs. Northwestern (38) (TicketCity, 2011)

43–(D) Steve Clarkson, San Jose St. (25) vs. Toledo (27) (California, 1981)

MOST CONSECUTIVE PASS COMPLETIONS

19–Mike Bobo, Georgia (33) vs. Wisconsin (6) (Outback, 1998)

17–Ryan Finley, NC State (52) vs. Arizona St. (31) (Sun, 2017)

16–Philip Rivers, North Carolina St. (56) vs. Kansas (26) (Tangerine, 2003)

14–Terrance Broadway, Louisiana (16) vs. Nevada (3) (New Orleans, 2014)

14–Mitch Leidner, Minnesota (21) vs. Central Mich. (14) (Quick Lane, 2015)

MOST NET PASSING YARDS (Followed by Comp.-Att.-Int.)

576–Byron Leftwich, Marshall (64) vs. East Carolina (61) (2 ot) (GMAC, 2001) (41-70-2)

576–Ty Detmer, BYU (39) vs. Penn St. (50) (Holiday, 1989) (42-59-2)

559–Colt Brennan, Hawaii (41) vs. Arizona St. (24) (Hawaii, 2006) (33-42-1)

550–Bryce Petty, Baylor (41) vs. Michigan State (42) (Cotton, 2015) (36-51-1)

546–Curtis Painter, Purdue (51) vs. Central Mich. (48) (Motor City, 2007) (35-54-2)

MOST NET PASSING YARDS, ONE QUARTER

255–Cooper Rush, Central Michigan (48) vs. Western Kentucky (49) (Bahamas, 2014) (4th, 13 of 17)

250–Nick Stevens, Colorado St. (50) vs. Idaho (61) (Famous Idaho Potato, 2016) (4th, 11 of 15)

237–Joe Burrow, LSU (63) vs. Oklahoma (28) (Peach, 2019) (2nd, 10 of 13)

237–Greg Ward Jr., Houston (35) vs. Pittsburgh (34) (Armed Forces, 2015) (4th, 11 of 14)

223–Browning Nagle, Louisville (34) vs. Alabama (7) (Fiesta, 1991) (1st, 9 of 16)

219–Bryce Petty, Baylor (41) vs. Michigan State (42) (Cotton, 2015) (3rd, 10 of 13)

MOST TOUCHDOWN PASSES THROWN

7–Joe Burrow, LSU (63) vs. Oklahoma (28) (Peach, 2019) (19, 8, 35, 42, 30, 62, 2)

7–Cooper Rush, Central Michigan (48) vs. Western Kentucky (49) (Bahamas, 2014) (21, 30, 12, 23, 10, 7, 20)

6–Geno Smith, West Virginia (70) vs. Clemson (33) (Orange, 2012) (8, 27, 3, 6, 37, 7 yards)

6–(D) Chuck Long, Iowa (55) vs. Texas (17) (Freedom, 1984) (6, 11, 33, 49, 4, 15 yards)

6–Connor Halliday, Washington St. (45) vs. Colorado St. (48) (New Mexico, 2013) (25, 1, 28, 3, 33, 22 yards)

6–Jared Goff, California (55) vs. Air Force (36) (Armed Forces, 2015) (30, 5, 24, 14, 12, 25)

MOST PASSES HAD INTERCEPTED (Followed by Comp.-Att.-Int.)

6–Case Keenum, Houston (20) vs. Air Force (47) (Armed Forces, 2009) (24-41-6)

6–Bruce Lee, Arizona (10) vs. Auburn (34) (Sun, 1968) (6-24-6)

5–10 tied. Most recent: Matt McGloin, Penn St. (24) vs. Florida (37) (Outback, 2011) (17-41-5)

HIGHEST COMPLETION PERCENTAGE (Minimum 10 Attempts) (Followed by Comp.-Att.-Int.)

1.000–Riley Skinner, Wake Forest (29) vs. Navy (19) (EagleBank, 2008) (11-11-0)

.929–Mike Bobo, Georgia (33) vs. Wisconsin (6) (Outback, 1998) (26-28-0)

.917–Bobby Layne, Texas (40) vs. Missouri (27) (Cotton, 1946) (11-12-0)

.900–Ken Ploen, Iowa (35) vs. Oregon St. (19) (Rose, 1957) (9-10-0)

.886–Tim Tebow, Florida (51) vs. Cincinnati (24) (Sugar, 2010) (31-35-0)

MOST YARDS PER PASS ATTEMPT (Minimum 10 Attempts)

21.3–(D) Chris McCoy, Navy (42) vs. California (38) (Aloha, 1996) (13 for 277)

20.7–Arion Worthman, Air Force (45) vs. South Ala. (21) (Arizona, 2016) (10 for 207)

19.4–Tony Rice, Notre Dame (34) vs. West Virginia (21) (Fiesta, 1989) (11 for 213)

18.7–Frank Sinkwich, Georgia (40) vs. TCU (26) (Orange, 1942) (13 for 243)

18.5–Bucky Richardson, Texas A&M (65) vs. BYU (14) (Holiday, 1990) (11 for 203)

MOST YARDS PER PASS COMPLETION (Minimum 7 Completions)

30.8–(D) Chris McCoy, Navy (42) vs. California (38) (Aloha, 1996) (9 for 277)

30.4–Duke Carlisle, Texas (28) vs. Navy (6) (Cotton, 1964) (7 for 213)

30.4–Tony Rice, Notre Dame (34) vs. West Virginia (21) (Fiesta, 1989) (7 for 213)

29.6–Arion Worthman, Air Force (45) vs. South Ala. (21) (Arizona, 2016) (7 for 207)

28.6–James Street, Texas (36) vs. Tennessee (13) (Cotton, 1969) (7 for 200)

RECEIVING

MOST PASS RECEPTIONS

20–(D) Norman Jordan, Vanderbilt (28) vs. Air Force (36) (Hall of Fame, 1982) (173 yards)

20–Walker Gillette, Richmond (49) vs. Ohio (42) (Tangerine, 1968) (242)

18–(D) Gerald Willhite, San Jose St. (25) vs. Toledo (27) (California, 1981) (124)

18–Tommy Shuler, Marshall (52) vs. No. Illinois (23) (Boca Raton, 2014) (185)

17–Freddie Barnes, Bowling Green (42) vs. Idaho (43) (Humanitarian, 2009) (219)

MOST PASS RECEIVING YARDS

All-Time Bowl Individual and Team Records

308-Jason Rivers, Hawaii (41) vs. Arizona St. (24) (Hawaii, 2006) (14 catches)
299-(D) Rodney Wright, Fresno St. (35) vs. Michigan St. (44) (Silicon Valley, 2001) (13)
270-(D) Charles Rogers, Michigan St. (44) vs. Fresno St. (35) (Silicon Valley, 2001) (10)
265-Jordan White, Western Mich. (32) vs. Purdue (37) (Little Caesars, 2011) (13)
265-Olabisi Johnson, Colorado St. (50) vs. Idaho (61) (Famous Idaho Potato, 2016) (7)

HIGHEST AVERAGE PER RECEPTION (Minimum 3 Receptions)

54.0-Chase Cochran, Ohio (45) vs. La.-Monroe (14) (Independence, 2012) (3 for 162)
53.3-Darius Slayton, Auburn (63) vs. Purdue (14) (Music City, 2018) (3 for 160)
52.3-(D) Jason Anderson, Wake Forest (38) vs. Oregon (17) (Seattle, 2002) (3 for 157)
52.3-Phil Harris, Texas (28) vs. Navy (6) (Cotton, 1964) (3 for 157)
51.0-Kris Adams, UTEP (24) vs. BYU (52) (New Mexico, 2010) (3 for 153)

MOST TOUCHDOWNS RECEIVING

4- Justin Jefferson, LSU (63) vs. Oklahoma (28) (Peach, 2019) (14 catches)
4-Tavon Austin, West Virginia (70) vs. Clemson (33) (Orange, 2012) (12 catches)
4-Travis LaTendresse, Utah (38) vs. Georgia Tech (10) (Emerald, 2005) (16)
4-Fred Biletnikoff, Florida St. (36) vs. Oklahoma (19) (Gator, Jan. 2, 1965) (13)
4-(D) Bob McChesney, Hardin-Simmons (49) vs. Wichita St. (12) (Camellia, 1948) (8)
4-Titus Davis, Central Michigan (48) vs. Western Kentucky (49) (Bahamas, 2014) (6)

SCORING

MOST POINTS SCORED

30-Kelvin Hopkins Jr., Army West Point (70) vs. Houston (14) (Armed Forces, 2018) (5 TDs)
30-Zach Abey, Navy (49) vs. Virginia (7) (Military, 2017) (5 TDs)
30-Leonard Fournette, LSU (56) vs. Texas Tech (27) (Texas, 2015) (5 TDs)
30-Kareem Hunt, Toledo (63) vs. Arkansas State (44) (GoDaddy, 2015) (5 TDs)
30-Terrance Ganaway, Baylor (67) vs. Washington (56) (Alamo, 2011) (5 TDs)
30-Reggie Campbell, Navy (51) vs. Colorado St. (30) (Poinsettia, 2005) (5 TDs)
30-Steven Jackson, Oregon St. (55) vs. New Mexico (14) (Las Vegas, 2003) (5 TDs)
30-(D) Sheldon Canley, San Jose St. (48) vs. Central Mich. (24) (California, 1990) (5 TDs)
30-Barry Sanders, Oklahoma St. (62) vs. Wyoming (14) (Holiday, 1988) (5 TDs)

MOST POINTS RESPONSIBLE FOR (TDs Scored & Passed For, Extra Points, and FGs)

48- Joe Burrow, LSU (63) vs. Oklahoma (28) (Peach, 2019) (42 pass, 6 rush)
42-Cooper Rush, Central Michigan (48) vs. Western Kentucky (49) (Bahamas, 2014) (42 pass)
42-Paxton Lynch, Memphis (55) vs. BYU (48), (Miami Beach, 2014) (24 pass, 18 rush)
42-Geno Smith, West Virginia (70) vs. Clemson (33) (Orange, 2012) (36 pass, 6 rush)
42-Keth Price, Washington (56) vs. Baylor (67) (Alamo, 2011) (24 pass, 18 rush)
40-Bobby Layne, Texas (40) vs. Missouri (27) (Cotton, 1946) (18 rush, 12 pass, 6 receiving and 4 PATs)

MOST TOUCHDOWNS

5-10 tied. Most recent: Kelvin Hopkins Jr. Army West Point (70) vs. Houston (14) (Armed Forces, 2018) (5 rush)

Zach Abey, Navy (49) vs. Virginia (7) (Military, 2017) (5 rush)

Leonard Fournette, LSU (56) vs. Texas Tech (27) (Texas, 2015) (5 rush); Kareem Hunt, Toledo (63) vs. Arkansas State (44) (GoDaddy, 2015) (5 rush); Terrance Ganaway, Baylor (67) vs. Washington (56) (Alamo, 2011) (5 rush); Reggie Campbell, Navy (51) vs. Colorado St. (30) (Poinsettia, 2005) (3 rush, 2 catch); Steven Jackson, Oregon St. (Las Vegas, 2003) (4 rush, 1 catch); (D) Sheldon Canley, San Jose St. (California, 1990) (4 rush, 1 catch); Barry Sanders, Oklahoma St. (Holiday, 1988) (5 rush); Neil Snow, Michigan (Rose, 1902) (5 rush five-point TDs)

MOST TWO-POINT CONVERSIONS

2-Ernie Davis, Syracuse (23) vs. Texas (14) (Cotton, 1960) (2 pass receptions)

KICKING

MOST POINTS BY A KICKER

21- Riley Patterson, Memphis (39) vs. Penn St. (53) (Cotton Bowl, 2019) (6 FGs, 3 PATs)
19- Matthew Trickett, Kent St. (51) vs. Utah St. (41) (Frisco, 2019) (5 FGs, 4 PATs)
19-Kevin Miller, East Carolina (61) vs. Marshall (64) (2 ot) (GMAC, 2001) (4 FGs, 7 PATs)
18-Andrew Aguila, Central Mich. (44) vs. Troy (41) (2 ot) (GMAC, 2010) (5 FGs, 3 PATs)
17-Jonathan Barnes, Louisiana Tech (47) vs. Arkansas St. (28) (New Orleans, 2015) (4 FGs, 5 PATs)
17-Kyle Brindza, Notre Dame (29) vs. Rutgers (16) (Pinstripe, 2013) (5 FGs, 2 PATs)
17-Dan Nystrom, Minnesota (29) vs. Arkansas (14) (Music City, 2002) (5 FGs, 2 PATs)

MOST FIELD GOALS ATTEMPTED

7-Jeremy Shelley, Alabama (21) vs. LSU (0) (BCS Championship, 2012) (5 made)
6- Riley Patterson, Memphis (39) vs. Penn St. (53) (Cotton, 2019) (6 made)
6-Dominik Eberly, Utah St. (20) vs. New Mexico St. (26) (Arizona, 2017) (2 made)
6-Jimmy Camacho, Fresno St. (33) vs. Houston (27) (Hawaii, 2017) (4 made)
6-Andrew Aguila, Central Mich. (44) vs. Troy (41) (2 OT) (GMAC, 2010) (5 made)
6-John Sullivan, New Mexico (23) vs. Nevada (0) (New Mexico, 2007) (3 made)
6-(D) Mason Crosby, Colorado (33) vs. UTEP (28) (Houston, 2004) (4 made)
6-Kyle Bryant, Texas A&M (22) vs. Michigan (20) (Alamo, 1995) (5 made)
6-Jess Atkinson, Maryland (23) vs. Tennessee (30) (Florida Citrus, 1983) (5 made)

MOST FIELD GOALS MADE

6- Riley Patterson, Memphis (39) vs. Penn St. (53) (Cotton, 2019) (48, 37, 44, 51, 41, 42
5- Matthew Trickett, Kent St. (51) vs. Utah St. (41) (Frisco, 2019) (40, 22, 36, 29, 37)
5-Jeremy Shelley, Alabama (21) vs. LSU (0) (BCS Championship, 2012) (23, 37, 41, 35, 44 yards)
5-Andrew Aguila, Central Mich. (44) vs. Troy (41) (2 ot) (GMAC, 2010) (28, 35, 44, 42, 37 yards)
5-Dan Nystrom, Minnesota (29) vs. Arkansas (14) (Music City, 2002) (24, 45, 21, 22, 29 yards)
5-Kyle Bryant, Texas A&M (22) vs. Michigan (20) (Alamo, 1995) (27, 49, 47, 31, 37 yards)
5-Tim Rogers, Mississippi St. (24) vs. North Carolina St. (28) (Peach, Jan. 1, 1995) (37, 21, 29, 36, 30 yards)
5-Arden Czyzewski, Florida (28) vs. Notre Dame (39) (Sugar, 1992) (26, 24, 36, 37, 24 yards)
5-Jess Atkinson, Maryland (23) vs. Tennessee (30) (Florida Citrus, 1983) (18, 48, 31, 22, 26 yards)

All-Time Bowl Individual and Team Records

MOST EXTRA-POINT KICK ATTEMPTS

10–John Abercrombie, Army West Point (70) vs. Houston (14) (Armed Forces, 2018) (10 made)
10–Tyler Bitancourt, West Virginia (70) vs. Clemson (33) (Orange, 2012) (10 made)
9–9 tied. Jeremiah Detmer, Toledo (63) vs. Arkansas State (44) (GoDaddy, 2015) (9 made); Alex Garoutte, Arizona St. (62) vs. Navy (28) (Kraft Fight Hunger, 2012) (8 made); Jarod Tracy, Tulsa (63) vs. Bowling Green (7) (GMAC, 2008) (9 made); Josh Brown, Nebraska (66) vs. Northwestern (17) (Alamo, 2000) (9 made); Neil Rackers, Illinois (63) vs. Virginia (21) (Micronpc.com, 1999) (9 made); Layne Talbot, Texas A&M (65) vs. BYU (14) (Holiday, 1990) (9 made); Bobby Luna, Alabama (61) vs. Syracuse (6) (Orange, 1953) (7 made); (D) James Weaver, Centre (63) vs. TCU (7) (Fort Worth Classic, 1921) (9 made)

MOST EXTRA-POINT KICKS MADE

10– John Abercrombie, Army West Point (70) vs. Houston (14) (Armed Forces, 2018) (10 attempts)
10–Tyler Bitancourt, West Virginia (70) vs. Clemson (33) (Orange, 2012) (10 attempts)
9– Cade York, LSU (63) vs. Oklahoma (28) (Peach, 2019) (9 attempts)
9–Jeremiah Detmer, Toledo (63) vs. Arkansas State (44) (GoDaddy, 2015) (9 attempts)
9–Jarod Tracy, Tulsa (63) vs. Bowling Green (7) (GMAC, 2008) (9 attempts)
9–Josh Brown, Nebraska (66) vs. Northwestern (17) (Alamo, 2000) (9 attempts)
9–Neil Rackers, Illinois (63) vs. Virginia (21) (Micronpc.com, 1999) (9 attempts)
9–Layne Talbot, Texas A&M (65) vs. BYU (14) (Holiday, 1990) (9 attempts)
9–(D) James Weaver, Centre (63) vs. TCU (7) (Fort Worth Classic, 1921) (9 attempts)

PUNTING

MOST PUNTS

21–Everett Sweeley, Michigan (49) vs. Stanford (0) (Rose, 1902)
16–Lem Pratt, New Mexico St. (14) vs. Hardin-Simmons (14) (Sun, 1936) (38.4 average)
14–Sammy Baugh, TCU (3) vs. LSU (2) (Sugar, 1936)
13–5 Tied. Most recent: Hugh Keeney, Rice (8) vs. Tennessee (0) (Orange, 1947)

HIGHEST AVERAGE PER PUNT (Minimum 5 Punts)

55.0–J K Scott, Alabama (35) vs. Ohio State (42) (Sugar, 2015) (7 for 385)
55.0–Justin Brantly, Texas A&M (17) vs. Penn St. (24) (Alamo, 2007) (6 for 330)
54.6–Brian Schmiedebusch, Bowling Green (27) vs. Pittsburgh (30) (Little Caesars Pizza, 2013) (5 for 273)
53.8–Mat McBriar, Hawaii (28) vs. Tulane (36) (Hawaii, 2002) (5 for 269)
52.7–Des Koch, Southern California (7) vs. Wisconsin (0) (Rose, 1953) (7 for 369) (adjusted to current statistical rules)

PUNT RETURNS

MOST PUNT RETURNS

9–Buzy Rosenberg, Georgia (7) vs. North Carolina (3) (Gator, Dec. 31, 1971) (54 yards)
9–Paddy Driscoll, Great Lakes (17) vs. Mare Island (0) (Rose, 1919) (115 yards)
8–Thomas Lewis, Indiana (20) vs. Virginia Tech (45) (Independence, 1993) (58 yards)
7–7 tied. Most recent: Mason Robinson, Rutgers (10) vs. Virginia Tech (13) (ot) (Russell Athletic, 2012) (40 yards)

MOST PUNT RETURN YARDS

180–Willie Reid, Florida St. (23) vs. Penn St. (26) (3 ot) (Orange, 2006) (7 returns)
151–Quinton Jones, Boise St. (21) vs. Boston College (27) (MPC Computers, 2005) (7 returns)
136–Johnny Rodgers, Nebraska (38) vs. Alabama (6) (Orange, 1972) (6 returns)
132–Greg Stroman, Virginia Tech (55) vs. Tulsa (52) (Independence, 2015) (4 returns)
122–George Fleming, Washington (44) vs. Wisconsin (8) (Rose, 1960) (3 returns)

HIGHEST PUNT RETURN AVERAGE (Minimum 3 Returns)

40.7–George Fleming, Washington (44) vs. Wisconsin (8) (Rose, 1960) (3 for 122)
35.3–Steve Holden, Arizona St. (45) vs. Florida St. (38) (Fiesta, 1971) (3 for 106)
33.0 Greg Stroman, Virginia Tech (55) vs. Tulsa (52) (Independence, 2015) (4 for 132)
32.7 Tyler Ervin, San Jose St. (27) vs. Georgia St. (16) (Cure, 2015) (3 for 98)
29.6–Shawn Summers, Tennessee (45) vs. Virginia Tech (23) (Gator, 1994) (3 for 89)

MOST TOUCHDOWNS ON PUNT RETURNS

2–James Henry, Southern Miss. (38) vs. UTEP (18) (Independence, 1988) (65 and 45 yards)

KICKOFF RETURNS

MOST KICKOFF RETURNS

8–Detrich Clark, Colorado St. (50) vs. Idaho (61) (Famous Idaho Potato, 2016) (160 yards)
8–Jared Abbrederis, Wisconsin (38) vs. Oregon (45) (Rose, 2012) (201 yards)
8–Donte Harden, Ohio (21) vs. Troy (48) (New Orleans, 2010) (161 yards)
8–Mardy Gilyard, Cincinnati (24) vs. Florida (51) (Sugar, 2010) (207 yards)
8–Cyrus Gray, Texas A&M (20) vs. Georgia (44) (Independence, 2009) (157 yards)
8–Rudy Burgess, Arizona St. (34) vs. Texas (52) (Holiday, 2007) (150 yards)
8–Michael Grandberry, Memphis (27) vs. Fla. Atlantic (44) (New Orleans, 2007) (153 yards)
8–Todd Howard, Michigan (17) vs. Tennessee (45) (Florida Citrus, 2002) (125 yards)

MOST KICKOFF RETURN YARDS

221–Steve Breaston, Michigan (37) vs. Texas (38) (Rose, 2005) (6 returns)
220–Mike Rigell, BYU (27) vs. Tulane (41) (Liberty, 1998) (6 returns)
209 Tony Pollard, Memphis (34) vs. Wake Forest (37) (Birmingham, 2018) (6 returns)
207–Mardy Gilyard, Cincinnati (24) vs. Florida (51) (Sugar, 2010) (8 returns)
203–Antonio Brown, Central Mich. (44) vs. Troy (41) (2 ot) (GMAC, 2010) (7 returns)
203–Mike Fink, Missouri (35) vs. Arizona St. (49) (Fiesta, 1972) (6 returns)

HIGHEST KICKOFF RETURN AVERAGE (Minimum 2 Returns)

64.0–Andre Debose, Florida (24) vs. Ohio St. (17) (Gator, 2012) (2 for 128)
62.0–Andre Debose, Florida (23) vs. Louisville (33) (Sugar, 2013) (2 for 124)
62.0–Doug Martin, Boise St. (56) vs. Arizona St. (24) (Las Vegas, 2011) (2 for 124)
60.5–Leonard Fournette, LSU (28) vs. Notre Dame (31) (Music City, 2014) (2 for 121)
60.5–(D) Bob Smith, Texas A&M (40) vs. Georgia (20) (Presidential Cup, 1950) (2 for 121)
60.5–John Ross, Washington (31) vs. BYU (16) (Fight Hunger, 2013) (2 for 121)

MOST TOUCHDOWNS ON KICKOFF RETURNS

1–Many players tied

All-Time Bowl Individual and Team Records

INTERCEPTIONS

MOST INTERCEPTIONS MADE

4–Jim Dooley, Miami (FL) (14) vs. Clemson (0) (Gator, 1952)
4–(D) Manuel Aja, Arizona St. (21) vs. Xavier (33) (Salad, 1950)
3–16 tied. Most recent: Jaylinn Hawkins, California (7) vs. TCU (10) (Cheez-It, 2018);
Mark McLaurin, Mississippi St. (31) vs. Louisville (27) (Taxslayer, 2017)

MOST INTERCEPTION RETURN YARDAGE

148–Elmer Layden, Notre Dame (27) vs. Stanford (10) (Rose, 1925) (2 interceptions)
129–Ahmad Black, Florida (37) vs. Penn St. (24) (Outback, 2011) (2)
106–Curnelius Arnick, Tulsa (62) vs. Hawaii (35) (Hawaii, 2010) (2)
100–Tyree Robinson, Oregon (28) vs. Boise St. (38) (Las Vegas, 2017) (1)
100 Rashad Ross, Arizona St. (24) vs. Boise St. (56) (Las Vegas, 2011) (1)
100 Walter McFadden, Auburn (38) vs. Northwestern (35) (OT) (Outback, 2010) (2)
100 (D) Dahna Deleston, UConn (38) vs. Buffalo (20) (International, 2009) (1)
100 Evan Berry, Tennessee (45) vs. Northwestern (6) (Outback, 2016) (1)

ALL-PURPOSE YARDS

(Includes All Runs From Scrimmage, Pass Receptions and All Returns)

MOST ALL-PURPOSE PLAYS

47–Tellis Redmon, Minnesota (30) vs. North Carolina St. (38) (Micronpc.com, 2000) (42 rush, 3 receptions, 2 punt returns)
47–(D) Ron Jackson, Tulsa (28) vs. San Diego St. (17) (Freedom, 1991) (46 rush, 1 reception)
46–Errict Rhett, Florida (27) vs. North Carolina St. (10) (Gator, 1992) (39 rush, 7 receptions)
42–(D) Blake Ezor, Michigan St. (33) vs. Hawaii (13) (Aloha, 1989) (41 rush, 1 reception)
41–Marion Barber III, Minnesota (20) vs. Alabama (16) (Music City, 2004) (37 rush, 4 punt returns)
41–Terrell Fletcher, Wisconsin (34) vs. Duke (20) (Hall of Fame, 1995) (39 rush, 1 reception, 1 kickoff return)

MOST ALL-PURPOSE YARDS GAINED

408–Chris Johnson, East Carolina (41) vs. Boise St. (38) (Hawaii, 2007) (223 rush, 32 receiving, 153 kickoff returns)
403–Antonio Brown, Central Mich. (44) vs. Troy (41) (2 ot) (GMAC, 2010) (22 rush, 178 receiving, 203 kickoff returns)
375–Gartrell Johnson, Colorado St. (40) vs. Fresno St. (35) (New Mexico, 2008) (285 rush, 90 receiving)
368–Christian McCaffrey, Stanford (45) vs. Iowa (16) (Rose, 2016) (172 rush, 105 receiving, 28 kickoff returns, 63, punt returns)
359–Sherman Williams, Alabama (24) vs. Ohio St. (17) (Florida Citrus, 1995) (166 rush, 155 receiving, 38 kickoff returns)

DEFENSIVE STATISTICS

MOST TOTAL TACKLES MADE (Includes Assists)

31–Lee Roy Jordan, Alabama (17) vs. Oklahoma (0) (Orange, 1963)
23–Marcus McGraw, Houston (20) vs. Air Force (47) (Armed Forces, 2009)
22–Donnie Miles, North Carolina (38) vs. Baylor (49) (Russell Athletic, 2015)
22–Bubba Brown, Clemson (17) vs. Ohio St. (15) (Gator, 1978)
22–Gordy Ceresino, Stanford (24) vs. LSU (14) (Sun, Dec. 31, 1977)

MOST SOLO TACKLES

18–Rod Smith, Notre Dame (39) vs. Florida (28) (Sugar, 1992)
17–Garland Rivers, Michigan (17) vs. BYU (24) (Holiday, 1984)
15–Randy Neal, Virginia (13) vs. Boston College (31) (Carquest, 1994)
15–(D) Ken Norton Jr., UCLA (31) vs. BYU (10) (Freedom, 1986)
15–Lynn Evans, Missouri (35) vs. Arizona St. (49) (Fiesta, 1972)

MOST TACKLES FOR LOSSES

6–Joseph Ossai, Texas (38) vs. Utah (10) (Alamo, 2019)
6–(D) LeMarcus McDonald, TCU (9) vs. Texas A&M (28) (galleryfurniture.com, 2001)
6–Shay Muirbrook, BYU (19) vs. Kansas St. (15) (Cotton, 1997)
5.5–Houston Bates, La. Tech (35) vs. Illinois (18) (Heart of Dallas, 2014)
5.5–Chris Chamberlain, Tulsa (63) vs. Bowling Green (7) (GMAC, 2008)
5–11 Tied. Most recent: Willi Baker, Louisiana Tech (31) vs. Hawaii (14) (Hawaii, 2018)

MOST QUARTERBACK SACKS

6–Shay Muirbrook, BYU (19) vs. Kansas St. (15) (Cotton, 1997)
5–Victor Butler, Oregon St. (3) vs. Pittsburgh (0) (Sun, 2008)
5–Houston Bates, La. Tech (35) vs. Illinois (18) (Heart of Dallas, 2014)
4.5–Alex Okafor, Texas (31) vs. Oregon St. (27) (Alamo, 2012)
4.5–Reggie McKenzie, Tennessee (27) vs. Maryland (28) (Sun, 1984)

FUMBLE RECOVERIES

2–17 times, last:
2–Sam Hammond, Nevada (21) vs. Ohio (30) (Famous Idaho Potato, 2019)
2–Antwan Collier, UCF (48) vs. Marshall (25) (Gasparilla, 2019)
2–Ryan Anderson, Alabama (31) vs. Clemson (35) (CFP National Championship, 2017)
2–Khalid McGee, South Fla. (46) vs. South Carolina (39) (Birmingham, 2016)
2–Nardo Govan, Ga. Southern (58) vs. Bowling Green (27) (GoDaddy, Dec. 23, 2015)
2–Tyler Gray, Boise St. (55) vs. Northern Ill. (7) (Poinsettia, 2015)

BLOCKED KICKS

2–Bracey Walker, North Carolina (21) vs. Mississippi St. (17) (Peach, Jan. 2, 1993)
2–Carlton Williams, Pittsburgh (7) vs. Arizona St. (28) (Fiesta, 1973)
2–Adam Gotsis, Georgia Tech (17) vs. Ole Miss (25) (Music City, 2013)
2–Kieron Williams, Nebraska (42) vs. Southern California (45) (Holiday, 2014)

MOST BLOCKED PUNTS

2–Bracey Walker, North Carolina (21) vs. Mississippi St. (17) (Peach, Jan. 2, 1993)
2–Scott Graves, San Diego State (49) vs. Buffalo (24) (Famous Idaho Potato, 2013)
2–Kieron Williams, Nebraska (42) vs. Southern California (45) (Holiday, 2014)

PASSES BROKEN UP

6–Tre Watson, Washington (31) vs. BYU (16) (Fight Hunger, 2013)

All-Time Bowl Individual and Team Records

5–Caleb Williams, Ga. Southern (58) vs. Bowling Green (27) (GoDaddy, Dec. 23, 2015)
5–Dyshod Carter, Kansas St. (34) vs. Purdue (37) (Alamo, 1998)
4–22 tied. Most recent: Ta’Corian Darden, Western Ky. (23) vs. Western Mich. (First Responder, 2019)

TEAM BOWL RECORDS

#Team’s participation was vacated by NCAA Committee on Infractions

TOTAL OFFENSE

MOST TOTAL PLAYS

115–Northwestern (35) vs. Auburn (38) (ot) (Outback, 2010) (621 yards)
107–Purdue (27) vs. Washington St. (33) (Sun, 2001) (474 yards)
106–Arizona (30) vs. Boise State (38) (Fiesta, 2014) (492 yards)
105–Nevada (48) vs. Arizona (49) (New Mexico, 2012) (659 yards)
104–Marshall (64) vs. East Carolina (61) (2 ot) (GMAC, 2001) (649 yards)

MOST TOTAL PLAYS, BOTH TEAMS

191–Wake Forest (55) [97] & Texas A&M (52) [94] (Belk, 2017) (1,260 yards)
188–Memphis (55) [97] & BYU (48) [91] (Miami Beach, 2014) (905 yards)
188–Arizona (49) [83] & Nevada (48) [105] (New Mexico, 2012) (1,237 yards)
187–Missouri (41) [91] & Oklahoma St. (31) [96] (Cotton, 2014) (1,010 yards)
187–Auburn (38) [72] & Northwestern (35) [115] (OT) (Outback, 2010) (1,046 yards)

MOST YARDS GAINED

777–Baylor (67) vs. Washington (56) (Alamo, 2011) (482 rush, 29 pass)
756–Baylor (49) vs. North Carolina (38) (Russell Athletic, 2015) (645 rush, 111 pass)
718–Arizona St. (49) vs. Missouri (35) (Fiesta, 1972) (452 rush, 266 pass)
715–Michigan (35) vs. Ole Miss (3) (Gator, Jan. 1, 1991) (324 rush, 391 pass)
698–Oklahoma St. (62) vs. Wyoming (14) (Holiday, 1988) (320 rush, 378 pass)

MOST YARDS GAINED, BOTH TEAMS

1,397–Baylor (67) [777] & Washington (56) [620] (Alamo, 2011) (159 plays)
1,260–Wake Forest (55) [646] & Texas A&M (52) [614] (Belk, 2017) (191 plays)
1,254–Western Kentucky (49) [647] & Central Michigan (48) [607] (Bahamas, 2014) (148 plays)
1,243–Baylor (49) [756] & North Carolina (38) [487] (Russell Athletic, 2015) (174 plays)
1,241–Baylor (45) [668] & Vanderbilt (38) [573] (Texas, 2018) (143 plays)

HIGHEST AVERAGE GAINED PER PLAY

10.45–Cincinnati (48) vs. Duke (34) (Belk, 2012) (53 for 554)
10.29–LSU (56) vs. Texas Tech (27) (Texas, 2015) (62 for 638)
9.89–Stanford (40) vs. Virginia Tech (12) (Orange, 2011) (54 for 534)
9.86–Hawaii (41) vs. Arizona St. (24) (Hawaii, 2006) (69 for 680)
9.70–Oregon (45) vs. Wisconsin (38) (Rose, 2012) (64 for 621)

FEWEST PLAYS

31–San Diego St. (35) vs. Army West Point (42) (Armed Forces, 2017) (21 rush, 10 pass)
35–Tennessee (0) vs. Texas (16) (Cotton, 1953) (29 rush, 6 pass)
36–Arkansas (3) vs. UCLA (17) (Cotton, 1989) (22 rush, 14 pass)
37–TCU (0) vs. Oklahoma St. (34) (Cotton, 1945) (27 rush, 10 pass)
38–Iowa (3) vs. California (37) (Alamo, 1993) (21 rush, 17 pass)

FEWEST PLAYS, BOTH TEAMS

105–Georgia (31) [52] & Virginia Tech (24) [53] (Chick-fil-A, 2006)
107–Tennessee (17) [64] & Oklahoma (0) [43] (Orange, 1939)
107–TCU (16) [54] & Marquette (6) [53] (Cotton, 1937)

FEWEST YARDS

–21–U. of Mexico (0) vs. Southwestern (TX) (35) (Sun, 1945) (29 rush, –50 pass)
23–Alabama (10) vs. Missouri (35) (Gator, 1968) (–45 rush, 68 pass)
32–Tennessee (0) vs. Texas (16) (Cotton, 1953) (–14 rush, 46 pass)
33–Northern Ill. (7) vs. Boise St. (55) (Poinsettia, 2015) (–5 rush, 38 pass)
38–Miami (FL) (0) vs. Bucknell (26) (Orange, 1935) (20 rush, 18 pass)

FEWEST YARDS, BOTH TEAMS

104– Navy (20) [63] & Kansas St. (17) [41] (Liberty, 2019)
260–Randolph Field (7) [150] & Texas (7) [110] (Cotton, 1944)
263–LSU (19) [92] & Texas A&M (14) [171] (Orange, 1944)

LOWEST AVERAGE GAINED PER PLAY

–0.5–U. of Mexico (0) vs. Southwestern (TX) (35) (Sun, 1945) (40 for –21)

RUSHING

MOST RUSHING ATTEMPTS

87–Army West Point (42) vs. San Diego St. (35) (Armed Forces, 2017) (440 yards)
87–Oklahoma (40) vs. Auburn (22) (Sugar, Jan. 1, 1972) (439 yards)
84–Baylor (49) vs. North Carolina (38) (Russell Athletic, 2015) (645 yards)
82–Missouri (35) vs. Alabama (10) (Gator, 1968) (402 yards)
79–West Virginia (14) vs. South Carolina (3) (Peach, 1969) (356 yards)
79–Georgia Tech (31) vs. Texas Tech (21) (Gator, Dec. 31, 1965) (364 yards)

MOST RUSHING ATTEMPTS, BOTH TEAMS

122–(D) Southern California (47) [50] & Texas A&M (28) [72] (Bluebonnet, 1977) (864 yards)
122–Mississippi St. (26) [68] & North Carolina (24) [54] (Sun, 1974) (732 yards)
120–Baylor (49) [84] & North Carolina (38) [36] (Russell Athletic, 2015) (889 yards)
120–Pittsburgh (33) [53] & Kansas (19) [67] (Sun, 1975) (714 yards)
117–Oklahoma (14) [65] & Michigan (6) [52] (Orange, 1976) (451 yards)
117–West Virginia (14) [79] & South Carolina (3) [38] (Peach, 1969) (420 yards)

MOST NET RUSHING YARDS

645–Baylor (49) vs. North Carolina (38) (Russell Athletic, 2015) (84 attempts)
524–Nebraska (62) vs. Florida (24) (Fiesta, 1996) (68 attempts)
507–Army (70) vs. Houston (14) (Armed Forces, 2018) (58 attempts)
486–(D) Texas A&M (28) vs. Southern California (47) (Bluebonnet, 1977) (72 attempts)
482–Baylor (67) vs. Washington (56) (Alamo, 2011) (52 attempts)

MOST NET RUSHING YARDS, BOTH TEAMS

889–Baylor (49) [645] & North Carolina (38) [244] (Russell Athletic, 2015) (120 attempts)
864–(D) Southern California (47) [378] & Texas A&M (28) [486] (Bluebonnet, 1977) (122 attempts)

All-Time Bowl Individual and Team Records

792–Texas Tech (55) [361] & Air Force (41) [431] (Copper, 1995) (107 attempts)
732–Mississippi St. (26) [455] & North Carolina (24) [277] (Sun, 1974) (122 attempts)
714–Pittsburgh (33) [372] & Kansas (19) [342] (Sun, 1975) (120 attempts)

HIGHEST RUSHING AVERAGE (Minimum 30 Attempts)

11.79–Texas A&M (52) vs. NC State (13) (Gator, 2018) (34 for 401)
11.39–Utah St. (41) vs. Toledo (15) (Famous Idaho Potato, 2012) (31 for 353)
10.52–Texas A&M (41) vs. Oklahoma (13) (Cotton, 2013) (31 for 326)
9.67–LSU (56) vs. Texas Tech (27) (Texas, 2015) (39 for 377)
9.28–Colorado St. (40) vs. Fresno St. (35) (New Mexico, 2008) (39 for 362)

FEWEST RUSHING ATTEMPTS

6–Fresno State (20) vs. Southern Cal. (45) (Las Vegas, 2013) (37 yards)
8–Washington St. (17) vs. Michigan St. (42) (Holiday, 2017) (24 yards)
12–(D) Vanderbilt (28) vs. Air Force (36) (Hall of Fame, 1982) (35 yards)
14–Oklahoma St. (41) vs. Stanford (38) (ot) (Fiesta, 2012) (13 yards)
14–Texas Tech (34) vs. Ole Miss (47) (Cotton, 2009) (105 yards)
14–South Carolina (10) vs. Iowa (31) (Outback, 2009) (43 yards)

FEWEST RUSHING ATTEMPTS, BOTH TEAMS

50–Southern California (32) [23] & Michigan (18) [27] (Rose, 2007)
51–Kansas State (31) [36] & Michigan (14) [15] (Buffalo Wild Wings, 2013)
51–Oregon St. (38) [18] & Notre Dame (21) [33] (Insight, 2004)
52–Southern Cal. (45) [46] & Fresno St. (20) [6] (Las Vegas, 2013)
52–Boise St. (17) [32] & TCU (10) [20] (Fiesta, 2010)
52–Hawaii (59) [16] & UAB (40) [36] (Hawaii, 2004)

FEWEST RUSHING YARDS

-61–(D) Kansas St. (7) vs. Boston College (12) (Aloha, 1994) (23 attempts)
-56–Tulsa (10) vs. Georgia Tech (52) (Humanitarian, 2004) (26 attempts)
-48–Michigan St. (7) vs. Alabama (49) (Capital One, 2011) (28 attempts)
-45–Alabama (10) vs. Missouri (35) (Gator, 1968) (29 attempts)
-39–Tulsa (7) vs. Tennessee (14) (Sugar, 1943)

FEWEST RUSHING YARDS, BOTH TEAMS

41–Arkansas St. (31) [29] & UCF (13) [12] (Cure, 2016)
44–Utah (31) [13] & Alabama (17) [31] (Sugar, 2009)
51–(D) Utah (16) [6] & Arizona (13) [45] (Freedom, 1994)
60–Southern California (32) [48] & Michigan (18) [12] (Rose, 2007)
70–Virginia Tech (13) [3] & Rutgers (10) [67] (ot) (Russell Athletic, 2012)

LOWEST RUSHING AVERAGE (Minimum 20 Attempts)

-2.65–(D) Kansas St. (7) vs. Boston College (12) (Aloha, 1994) (23 for -61)
-2.15–Tulsa (10) vs. Georgia Tech (52) (Humanitarian, 2004) (26 for -56)
-1.71–Michigan St. (7) vs. Alabama (49) (Capital One, 2011) (28 for -48)
-1.55–Alabama (10) vs. Missouri (35) (Gator, 1968) (29 for -45)
-1.33–Florida (24) vs. Nebraska (62) (Fiesta, 1996) (21 for -28)

PASSING

MOST PASS ATTEMPTS (Followed by Comp.-Att.-Int. and Yardage)

78–Northwestern (35) vs. Auburn (38) (ot) (Outback, 2010) (47-78-5, 532 yards)
75–Purdue (27) vs. Washington St. (33) (Sun, 2001) (38-75-4, 419 yards)
70–Northwestern (38) vs. UCLA (50) (Sun, 2005) (38-70-2, 416 yards)
70–Marshall (64) vs. East Carolina (61) (2 ot) (GMAC, 2001) (41-70-2, 576 yards)
69–Texas Tech (31) vs. Virginia (28) (Gator, 2008) (44-69-0, 407 yards)

MOST PASS ATTEMPTS, BOTH TEAMS

116–Washington St. (33) [41] & Purdue (27) [75] (Sun, 2001) (53 completed)
113–Central Mich. (44) [56] & Troy (41) [57] (2 ot) (GMAC, 2010) (65 completed)
112–Wake Forest (55) [49] & Texas A&M (52) [63] (Belk, 2017) (74 completed)
111–Auburn (38) [33] & Northwestern (35) [78] (ot) (Outback, 2010) (67 completed)
109–Texas (47) [55] & Washington (43) [54] (Holiday, 2001) (64 completed)
109–Colorado St. (48) [51] & Washington St. (45) [58] (New Mexico, 2013) (68 completed)

MOST PASS COMPLETIONS (Followed by Comp.-Att.-Int. and Yardage)

47–Northwestern (35) vs. Auburn (38) (ot) (Outback, 2010) (47-78-5, 532 yards)
44–Texas Tech (31) vs. Virginia (28) (Gator, 2008) (44-69-0, 407 yards)
43–Texas Tech (45) vs. Northwestern (38) (TicketCity, 2011) (43-56-1, 369 yards)
43–(D) San Jose St. (25) vs. Toledo (27) (California, 1981) (43-63-5, 467 yards)
42–Texas A&M (52) vs. Wake Forest (55) (Belk, 2017) (42-63-1, 499 yards)
42–BYU (39) vs. Penn St. (50) (Holiday, 1989) (42-59-2, 576 yards)

MOST PASS COMPLETIONS, BOTH TEAMS

74–Wake Forest (55) [32] & Texas A&M (52) [42] (Belk, 2017) (112 attempted)
68–Colorado St. (48) [31] & Washington St. (45) [37] (New Mexico, 2013) (109 attempted)
67–Auburn (38) [20] & Northwestern (35) [47] (ot) (Outback, 2010) (111 attempted)
65–Central Mich. (44) [33] & Troy (41) [32] (2 ot) (GMAC, 2010) (113 attempted)
64–Texas Tech (55) [39] & Clemson (15) [25] (Tangerine, 2002) (108 attempted)
64–Texas (47) [37] & Washington (43) [27] (Holiday, 2001) (109 attempted)

MOST PASSING YARDS (Followed by Comp.-Att.-Int.)

601–Baylor (41) vs. Michigan State (42) (Cotton, 2015) (37-52-1)
576–Marshall (64) vs. East Carolina (61) (2 ot) (GMAC, 2001) (41-70-2)
576–BYU (39) vs. Penn St. (50) (Holiday, 1989) (42-59-2)
559–Hawaii (41) vs. Arizona St. (24) (Hawaii, 2006) (33-42-1)
546–Purdue (51) vs. Central Mich. (48) (Motor City, 2007) (35-54-2)

MOST PASSING YARDS, BOTH TEAMS

971–Western Kentucky (49) [486] & Central Michigan (48) [485] (Bahamas, 2014) (87 attempted)
950–West Virginia (43) [532] & Arizona St. (42) [418] (Cactus, Jan. 2, 2016) (103 attempts)
917–Michigan State (42) [314] & Baylor (41) [603] (Cotton, 2015) (94 attempted)
907–(D) Michigan St. (44) [376] & Fresno St. (35) [531] (Silicon Valley, 2001) (90 attempted)
905–Louisiana-Lafayette (32) [492] & San Diego St. (30) [413] (New Orleans, 2011) (93 attempted)

MOST PASSES HAD INTERCEPTED

8–Arizona (10) vs. Auburn (34) (Sun, 1968)
7–Illinois (15) vs. Alabama (21) (Liberty, 1982)
7–Missouri (3) vs. Penn St. (10) (Orange, 1970)
7–Texas A&M (21) vs. Alabama (29) (Cotton, 1942)

All-Time Bowl Individual and Team Records

6-5 tied. Most recent: Houston (20) vs. Air Force (47) (Armed Forces, 2009)

MOST PASSES HAD INTERCEPTED, BOTH TEAMS

12-Auburn (34) [4] & Arizona (10) [8] (Sun, 1968)

10-Georgia (40) [6] & TCU (26) [4] (Orange, 1942)

9-Alabama (21) [2] & Illinois (15) [7] (Liberty, 1982)

8-6 tied. Most recent: Ole Miss (21) [4] & Oklahoma St. (7) [4] (Cotton, 2010)

MOST PASSES ATTEMPTED WITHOUT AN INTERCEPTION (Followed by Comp.-Att.-Int. and Yardage)

69-Texas Tech (31) vs. Virginia (28) (Gator, 2008) (44-69-0, 407 yards)

60-Texas Tech (45) vs. California (31) (Holiday, 2004) (39-60-0, 520 yards)

59-Akron (31) vs. Memphis (38) (Motor City, 2005) (34-59-0, 455 yards)

57-Clemson (35) vs. Alabama (31) (CFP National Championship, 2017) (36-57-0, 420 yards)

57-Troy (41) vs. Central Mich. (44) (2 ot) (GMAC, 2010) (32-57-0, 403 yards)

57-(D) Western Mich. (30) vs. Fresno St. (35) (California, 1988) (24-57-0, 366 yards)

MOST PASSES ATTEMPTED WITHOUT AN INTERCEPTION, BOTH TEAMS (Followed by Comp.-Att.-Int. and Yardage)

97-Texas Tech (31) [69] & Virginia (28) [28] (Gator, 2008) (61-97-0, 503 yards)

93-Idaho (42) [41] & Southern Miss. (35) [52] (Humanitarian, 1998) (55-93-0, 653 yards)

92-Arizona St. (27) [45] & Purdue (23) [47] (Sun, 2004) (48-92-0, 651 yards)

90-Bowling Green (35) [49] & Nevada (34) [41] (Las Vegas, 1992) (54-90-0, 597 yards)

HIGHEST COMPLETION PERCENTAGE (Minimum 10 Attempts) (Followed by Comp.-Att.-Int. and Yardage)

1.000-BYU (49) vs. Western Michigan (18) (Famous Idaho Potato, 2018) (19-19-0, 358 yards)

1.000-Wake Forest (29) vs. Navy (19) (EagleBank, 2008) (11-11-0, 166 yards)

.929-Wisconsin (24) vs. Western Mich. (16) (Cotton, 2017) (13-14-0, 178 yards)

.929-Texas (40) vs. Missouri (27) (Cotton, 1946) (13-14-0, 234 yards)

.900-Ole Miss (13) vs. Air Force (0) (Liberty, 1992) (9-10-0, 163 yards)

MOST YARDS PER ATTEMPT (Minimum 10 Attempts)

21.7-Southern California (47) vs. Pittsburgh (14) (Rose, 1930) (13 for 282)

20.7-Air Force (45) vs. South Ala. (21) (Arizona, 2016) (10 for 207)

18.8-(D) Navy (42) vs. California (38) (Aloha, 1996) (21 for 295)

18.0-Texas A&M (65) vs. BYU (14) (Holiday, 1990) (18 for 324)

17.5-Alabama (13) vs. Penn St. (6) (Sugar, 1975) (12 for 210)

MOST YARDS PER COMPLETION (Minimum 8 Completions)

35.2-Southern California (47) vs. Pittsburgh (14) (Rose, 1930) (8 for 282)

29.3-Texas (36) vs. Tennessee (13) (Cotton, 1969) (8 for 234)

29.3-Texas (28) vs. Navy (6) (Cotton, 1964) (8 for 234)

FEWEST PASS ATTEMPTS

1-Navy (49) vs. Virginia (7) (Military, 2017) (completed 0)

2-Air Force (38) vs. Mississippi St. (15) (Liberty, 1991) (completed 1)

2-(D) Army (10) vs. Michigan St. (6) (Cherry, 1984) (completed 1)

2-West Virginia (14) vs. South Carolina (3) (Peach, 1969) (completed 1)

3-7 tied. Most recent: Air Force (23) vs. Ohio St. (11) (Liberty, 1990) (completed 1)

FEWEST PASS ATTEMPTS, BOTH TEAMS

9-Fordham (2) [4] & Missouri (0) [5] (Sugar, 1942)

13-Colorado (27) [9] & Clemson (21) [4] (Orange, 1957)

14-Tennessee (3) [6] & Texas A&M (0) [8] (Gator, 1957)

14-Texas (16) [8] & Tennessee (0) [6] (Cotton, 1953)

FEWEST PASS COMPLETIONS (Followed by Comp.-Att.-Int.)

0-14 tied. Most recent: Navy (49) vs. Virginia (7) (Military, 2017) (0-1-0)

FEWEST PASS COMPLETIONS, BOTH TEAMS

3-Arizona St. (0) [0] & Catholic (0) [3] (Sun, 1940)

4-Penn St. (7) [2] & Alabama (0) [2] (Liberty, 1959)

4-Baylor (13) [3] & Tennessee (7) [1] (Sugar, 1957)

4-Rice (8) [0] & Tennessee (0) [4] (Orange, 1947)

FEWEST PASSING YARDS (Followed by Comp.-Att.-Int.)

-50-U. of Mexico (0) vs. Southwestern (TX) (35) (Sun, 1945) (2-9-3)

-2-Oklahoma (40) vs. Houston (14) (Sun, 1981) (1-5-1)

0-16 tied. Most recent: Army (28) vs. Alabama (29) (John Hancock Sun, 1988) (0-6-1)

FEWEST PASSING YARDS, BOTH TEAMS

16-Arkansas (0) [0] & LSU (0) [16] (Cotton, 1947)

16-Arizona St. (0) [0] & Catholic (0) [16] (Sun, 1940)

21-Fordham (2) [0] & Missouri (0) [21] (Sugar, 1942)

31-Army West Point (42) [6] & San Diego St. (35) [25] (Armed Forces, 2017)

32-Rice (8) [0] & Tennessee (0) [32] (Orange, 1947)

FEWEST YARDS PER PASS ATTEMPT

-5.6-U. of Mexico (0) vs. Southwestern (TX) (35) (Sun, 1945) (9 for -50)

-0.4-Oklahoma (40) vs. Houston (14) (Sun, 1981) (5 for -2)

0.0-14 tied. Most recent: Navy (49) vs. Virginia (7) (Military, 2017) (1 for 0)

FEWEST YARDS PER PASS COMPLETION (Minimum 1 completion)

-25.0-U. of Mexico (0) vs. Southwestern (TX) (35) (Sun, 1945) (2 for -50)

-2.0-Oklahoma (40) vs. Houston (14) (Sun, 1981) (1 for -2)

3.0-West Virginia (14) vs. South Carolina (3) (Peach, 1969) (1 for 3)

3.2-LSU (0) vs. Arkansas (0) (Cotton, 1947) (5 for 16)

SCORING

MOST POINTS

70-Army West Point vs. Houston (14) (Armed Forces, 2018)

70-West Virginia vs. Clemson (33) (Orange, 2012)

67-Baylor vs. Washington (56) (Alamo, 2011)

66-Nebraska vs. Northwestern (17) (Alamo, 2000)

65-Texas A&M vs. BYU (14) (Holiday, 1990)

MOST POINTS, LOSING TEAM

61-East Carolina vs. Marshall (64) (2 ot) (GMAC, 2001)

56-Washington vs. Baylor (67) (Alamo, 2011)

52-Texas A&M vs. Wake Forest (55) (Belk, 2017)

52-Tulsa vs. Virginia Tech (55) (Independence, 2015)

All-Time Bowl Individual and Team Records

50–Colorado St. vs. Idaho (61) (Famous Idaho Potato, 2016)

MOST POINTS, BOTH TEAMS

125–Marshall (64) & East Carolina (61) (2 ot) (GMAC, 2001)

123–Baylor (67) & Washington (56) (Alamo, 2012)

111–Idaho (61) & Colorado St. (50) (Famous Idaho Potato, 2016)

107–Wake Forest (55) & Texas A&M (52) (Belk, 2017)

107–Virginia Tech (55) & Tulsa (52) (Independence, 2015)

107–Toledo (63) & Arkansas State (44) (GoDaddy, 2015)

LARGEST MARGIN OF VICTORY

56–Army West Point (70) vs. Houston (14) (Armed Forces, 2018)

56–Tulsa (63) vs. Bowling Green (7) (GMAC, 2008)

55–Alabama (61) vs. Syracuse (6) (Orange, 1953)

51–Texas A&M (65) vs. BYU (14) (Holiday, 1990)

49–Nebraska (66) vs. Northwestern (17) (Alamo, 2000)

LARGEST DEFICIT OVERCOME TO WIN

31–TCU (47) vs. Oregon (41) (OT) (Alamo, Jan. 2, 2016) (trailing 31-0 at half)

31–Texas Tech (44) vs. Minnesota (41) (ot) (Insight, 2006) (trailing 38-7 in 3rd quarter)

30–Marshall (64) vs. East Carolina (61) (2 ot) (GMAC, 2001) (trailing 38-8 at half)

25–Houston (35) vs. Pittsburgh (34) (Armed Forces, 2015) (trailing 31-6 in 4th quarter)

25–Georgia (28) vs. Purdue (25) (ot) (Outback, 2000) (trailing 25-0 in 2nd quarter)

FEWEST POINTS, WINNING TEAM

2–Fordham vs. Missouri (0) (Sugar, 1942)

3–Oregon St. vs. Pittsburgh (0) (Sun, 2008)

3–Tennessee vs. Texas A&M (0) (Gator, 1957)

3–TCU vs. LSU (2) (Sugar, 1936)

FEWEST POINTS, LOSING TEAM

0–By many teams

FEWEST POINTS, BOTH TEAMS

0–Air Force (0) & TCU (0) (Cotton, 1959)

0–Arkansas (0) & LSU (0) (Cotton, 1947)

0–Arizona St. (0) & Catholic (0) (Sun, 1940)

0–California (0) & Wash. & Jeff. (0) (Rose, 1922)

MOST POINTS SCORED IN ONE HALF

56–Auburn (63) vs. Purdue (14) (Music City, 2018) (1st half)

49–LSU (63) vs. Oklahoma (28) (Peach, 2019) (1st half)

49–West Virginia (70) vs. Clemson (33) (Orange, 2012) (1st half)

45–Virginia Tech (55) vs. Tulsa (52) (Independence, 2015) (1st half)

45–Colorado (62) vs. Boston College (28) (Insight.com, 1999) (1st half)

45–Oklahoma St. (62) vs. Wyoming (14) (Holiday, 1988) (2nd half)

MOST POINTS IN SECOND HALF (Including Overtime Periods)

56–Marshall (64) vs. East Carolina (61) (2 ot) (GMAC, 2001) (43 in regulation plus 13 in overtime)

MOST POINTS SCORED IN ONE HALF, BOTH TEAMS

84–Idaho (61) [41] & Colorado St. (50) [43] (Famous Idaho Potato, 2016) (2nd half)

76–Virginia Tech (55) [45] & Tulsa (52) [31] (Independence, 2015) (1st half)

69–West Virginia (70) [49] & Clemson (33) [20] (Orange, 2012) (1st half)

66–Wake Forest (55) [38] & Texas A&M (52) [28] (Belk, 2017) (1st half)

64–Baylor (67) [43] & Washington (56) [21] (Alamo, 2011) (2nd half)

64–(D) Kansas (51) [34] & UCLA (30) [30] (Aloha, 1995) (2nd half)

64–Penn St. (50) [38] & BYU (39) [26] (Holiday, 1989) (2nd half)

MOST POINTS IN SECOND HALF, BOTH TEAMS (Including Overtime Periods)

84–Idaho (61) [41] & Colorado St. (50) [43] (Famous Idaho Potato, 2016) (2nd half)

79–Marshall (64) [56] & East Carolina (61) [23] (2 ot) (GMAC, 2001) (56 in regulation plus 23 in overtime)

MOST POINTS SCORED IN ONE QUARTER

36–Colorado St. (50) vs. Idaho (61) (Famous Idaho Potato, 2016) (4th quarter)

35–Utah (35) vs. BYU (28) (Las Vegas, 2015) (1st quarter)

35–West Virginia (70) vs. Clemson (33) (Orange, 2012) (2nd quarter)

34–Central Michigan (48) vs. Western Kentucky (49) (Bahamas, 2014) (4th quarter)

31–Nebraska (66) vs. Northwestern (17) (Alamo, 2000) (2nd quarter)

31–(D) Iowa (55) vs. Texas (17) (Freedom, 1984) (3rd quarter)

MOST POINTS SCORED IN ONE QUARTER, BOTH TEAMS

56–Idaho (61) [20] & Colorado St. (50) [36] (Famous Idaho Potato, 2016) (4th quarter)

45–Virginia Tech (55) [24] & Tulsa (52) [21] (Independence, 2015) (1st quarter)

45–Louisiana-Lafayette (43) [24] & East Carolina (34) [21] (New Orleans, 2012) (2nd quarter)

45–Nebraska (66) [31] & Northwestern (17) [14] (Alamo, 2000) (2nd quarter)

43–Baylor (67) [29] & Washington (56) [14] (Alamo, 2011) (3rd quarter)

43–Boston College (55) [28] & Toledo (25) [15] (Motor City, 2002) (2nd quarter)

43–(D) Navy (42) [21] & California (38) [22] (Aloha, 1996) (2nd quarter)

MOST TOUCHDOWNS

10–West Virginia (70) vs. Clemson (33) (Orange, 2012) (3 rush, 6 pass, 1 fumble return)

10–Nebraska (66) vs. Northwestern (17) (Alamo, 2000) (6 rush, 4 pass)

9–11 tied, most recent: Army West Point (70) vs. Houston (14) (Armed Forces, 2018) (8 rush, 1 pass)

MOST TOUCHDOWNS, BOTH TEAMS

17–Baylor (67) [9] & Washington (56) [8] (Alamo, 2011)

16–Idaho (61) [9] & Colorado St. (50) [7] (Famous Idaho Potato, 2016)

16–Marshall (64) [9] & East Carolina (61) (2 ot) [7] (GMAC, 2001)

15–Toledo (63) [9] vs. Arkansas State (44) [6] (GoDaddy, 2015)

14–5 tied. Most recent: Virginia Tech (55) [7] & Tulsa (52) [7] (Independence, 2015)

MOST TOUCHDOWNS RUSHING

8–Army West Point (70) vs. Houston (14) (Armed Forces, 2018)

8–Baylor (67) vs. Washington (56) (Alamo, 2011)

8–(D) Centre (63) vs. TCU (7) (Fort Worth Classic, 1921)

7–7 tied. Most recent: Navy (49) vs. Virginia (7) (Military, 2017)

MOST TOUCHDOWNS RUSHING, BOTH TEAMS

12–Baylor (67) [8] & Washington (56) [4] (Alamo, 2011)

12–Texas Tech (55) [6] & Air Force (41) [6] (Copper, 1995)

All-Time Bowl Individual and Team Records

9–7 tied. Most recent: Army West Point (70) [8] & Houston (14) [1] (Armed Forces, 2018); Army West Point (42) [5] & San Diego St. (35) [4] (Armed Forces, 2017)

MOST TOUCHDOWNS PASSING

7- LSU (63) vs. Oklahoma (28) (Peach, 2019)
7-Central Michigan (48) vs. Western Kentucky (49) (Bahamas, 2014)
6-California (55) vs. Air Force (36) (Armed Forces, 2015)
6-West Virginia (70) vs. Clemson (33) (Orange, 2012)
6-Tulsa (63) vs. Bowling Green (7) (GMAC, 2008)
6-(D) Iowa (55) vs. Texas (17) (Freedom, 1984)
6-Washington St. (45) vs. Colorado St. (48) (New Mexico, 2013)

MOST TOUCHDOWNS PASSING, BOTH TEAMS

12-Western Kentucky (49) [5] vs. Central Michigan (48) [7] (Bahamas, 2014)
9-Purdue (38) [4] & Arizona (35) [5] (Foster Farms, 2017)
9-Southern California (52) [5] & Penn St. (49) [4] (Rose, 2017)
9-Idaho (61) [4] & Colorado St. (50) [5] (Famous Idaho Potato, 2016)
9-West Virginia (43) [5] & Arizona St. (42) [4] (Cactus, Jan. 2, 2016)
9-Bowling Green (52) [5] & Memphis (35) [4] (GMAC, 2004)

MOST FIELD GOALS MADE

6- Memphis (39) vs. Penn St. (53) (Cotton, 2019) (48, 37, 44, 51, 41, 42 yards)
5-Alabama (21) vs. LSU (0) (BCS Championship, 2012) (23, 34, 41, 35, 44 yards)
5-Central Mich. (44) vs. Troy (41) (2 ot) (GMAC, 2010) (28, 35, 44, 42, 37 yards)
5-Minnesota (29) vs. Arkansas (14) (Music City, 2002) (24, 45, 21, 22, 29 yards)
5-Texas A&M (22) vs. Michigan (20) (Alamo, 1995) (27, 49, 47, 31, 37 yards)
5-Mississippi St. (24) vs. North Carolina St. (28) (Peach, Jan. 1, 1995) (37, 21, 29, 36, 30 yards)
5-Florida (28) vs. Notre Dame (39) (Sugar, 1992) (26, 24, 36, 37, 24 yards)
5-Maryland (23) vs. Tennessee (30) (Florida Citrus, 1983) (18, 48, 31, 22, 26 yards)
5-Notre Dame (29) vs. Rutgers (16) (Pinstripe, 2013) (21, 38, 26, 25, 49 yards)

MOST FIELD GOALS MADE, BOTH TEAMS

8-Notre Dame (29) [5] & Rutgers (16) [3] (Pinstripe, 2013)
7- Nine times, last:
7- Penn St. (53) [1] & Mephis (39) [6] (Cotton, 2019)
7- Notre Dame (33) [4] & Iowa St. (9) [3] (Camping World, 2019)
7- Kent St. (51) [5] & Utah St. (41) [2] (Frisco, 2019)
7-West Virginia (43) [3] & Arizona St. (42) [4] (Cactus, Jan. 2, 2016)
7-Michigan (23) [3] & Virginia Tech (20) [4] (ot) (Sugar, 2012)
7-Central Mich. (44) [5] & Troy (41) [2] (2 ot) (GMAC, 2010)

FIRST DOWNS

MOST FIRST DOWNS

39-Nevada (48) vs. Arizona (49) (New Mexico, 2012) (28 rush, 10 pass, 1 penalty)
38-Baylor (49) vs. North Carolina (38) (Russell Athletic, 2015) (30 rush, 6 pass, 2 penalty)
36-Arizona St. (62) vs. Navy (28) (Kraft Fight Hunger, 2012) (21 rush, 12 pass, 3 penalty)
36-Duke (34) vs. Cincinnati (48) (Belk, 2012) (14 rush, 20 pass, 2 penalty)
36-Marshall (64) vs. East Carolina (61) (2 ot) (GMAC, 2001) (9 rush, 25 pass, 2 penalty)
36-Oklahoma (48) vs. Virginia (14) (Gator, Dec. 29, 1991) (16 rush, 18 pass, 2 penalty)

MOST FIRST DOWNS, BOTH TEAMS

70-Arizona (49) [31] & Nevada (48) [39] (New Mexico, 2012)
66-Baylor (49) [38] & North Carolina (38) [28] (Russell Athletic, 2015)
63-Wake Forest (55) [31] & Texas A&M (52) [32] (Belk, 2017)
62-North Carolina St. (56) [34] & Kansas (26) [28] (Tangerine, 2003)
61-Penn St. (50) [26] & BYU (39) [35] (Holiday, 1989)

MOST FIRST DOWNS RUSHING

30-Baylor (49) vs. North Carolina (38) (Russell Athletic, 2015)
28-Army West Point (42) vs. San Diego St. (35) (Armed Forces, 2017)
28-Nevada (48) vs. Arizona (49) (New Mexico, 2012)
27- Air Force (31) vs. Washington St. (21) (Cheez-It, 2019)
26- Three times, last:

26- Cincinnati (38) vs. Boston College (6) (Birmingham, 2020)

MOST FIRST DOWNS RUSHING, BOTH TEAMS

40-Baylor (49) [30] & North Carolina (38) [10] (Russell Athletic, 2015)
38-Arizona (49) [10] & Nevada (48) [28] (New Mexico, 2012)
37-Arizona St. (62) [21] & Navy (28) [16] (Kraft Fight Hunger, 2012)
36-Miami (FL) (46) [16] & Texas (3) [20] (Cotton, 1991)
36-Colorado (47) [24] & Alabama (33) [12] (Liberty, 1969)

MOST FIRST DOWNS PASSING

27-BYU (39) vs. Penn St. (50) (Holiday, 1989)
26-Hawaii (41) vs. Arizona St. (24) (Hawaii, 2006)
25-Purdue (51) vs. Central Mich. (48) (Motor City, 2007)
25-Marshall (64) vs. East Carolina (61) (2 ot) (GMAC, 2001)
25-(D) Fresno St. (30) vs. Colorado (41) (Aloha, 1993)

MOST FIRST DOWNS PASSING, BOTH TEAMS

44-Central Mich. (44) [21] & Troy (41) [23] (2 ot) (GMAC, 2010)
42-Wake Forest (55) [18] & Texas A&M (55) [24] (Belk, 2017)
41-Western Kentucky (49) [22] & Central Michigan (48) [19] (Bahamas, 2014)
40-Louisiana-Lafayette (32) [19] & San Diego St. (30) [21] (New Orleans, 2011)
38-Florida (31) [16] & Iowa (24) [22] (Outback, 2006)
38-Penn St. (50) [11] & BYU (39) [27] (Holiday, 1989)

MOST FIRST DOWNS BY PENALTY

8-West Virginia (18) vs. Florida St. (30) (Gator, 2005)
7-UCF (13) vs. Arkansas St. (31) (Cure, 2016)
7-Oklahoma (28) vs. West Virginia (48) (Fiesta, 2008)
6-8 Tied. Most recent: Arkansas St. (28) vs. Louisiana Tech (47) (New Orleans, 2015)

MOST FIRST DOWNS BY PENALTY, BOTH TEAMS

12-Florida St. (30) [4] & West Virginia (18) [8] (Gator, 2005)
9- LSU (40) [4] & UCF (32) [5] (Fiesta, 2019)
9-Arkansas St. (31) [2] & UCF (13) [7] (Cure, 2016)
9-Louisiana Tech (47) [3] & Arkansas St. (28) [6] (New Orleans, 2015)

All-Time Bowl Individual and Team Records

8–10 tied. Most recent: Clemson (25) vs. LSU (42) (CFP National Championship, 2020)

FEWEST FIRST DOWNS

1–Arkansas (0) vs. LSU (0) (Cotton, 1947) (rushing)

1–Alabama (29) vs. Texas A&M (21) (Cotton, 1942) (passing)

2–Michigan St. (0) vs. Auburn (6) (Orange, 1938) (1 rushing, 1 passing)

FEWEST FIRST DOWNS, BOTH TEAMS

10–Randolph Field (7) [7] & Texas (7) [3] (Cotton, 1944)

12–LSU (19) [4] & Texas A&M (14) [8] (Orange, 1944)

FEWEST FIRST DOWNS RUSHING

0–9 tied. Most recent: Virginia (28) vs. Florida (36) (Orange, 2019)

FEWEST FIRST DOWNS RUSHING, BOTH TEAMS

3–Alabama (29) [0] & Texas A&M (21) [3] (Cotton, 1942)

4–Arkansas St. (31) [3] & UCF (13) [1] (Cure, 2016)

5–South Carolina (26) [2] & Michigan (19) [3] (Outback, 2018)

5–Virginia Tech (13) [1] & Rutgers (10) [4] (ot) (Russell Athletic, 2012)

5–Marshall (20) [2] & FIU (10) [3] (St. Petersburg, 2011)

5–Nebraska (26) [3] & Clemson (21) [2] (Gator, 2009)

FEWEST FIRST DOWNS PASSING

0–16 tied, most recent: Air Force (31) vs. Washington St. (21) (Cheez-It, 2019)

FEWEST FIRST DOWNS PASSING, BOTH TEAMS

1–Alabama (10) [0] & Arkansas (3) [1] (Sugar, 1962)

4–Army West Point (42) [1] & San Diego St. (35) [3] (Armed Forces, 2017)

4–Oklahoma (41) [1] & Wyoming (7) [3] (Fiesta, 1976)

4–Texas (16) [2] & Tennessee (0) [2] (Cotton, 1953)

4–Rice (28) [3] & Colorado (14) [1] (Cotton, 1938)

PUNTING

MOST PUNTS

17–Duke (3) vs. Southern California (7) (Rose, 1939)

16–Alabama (29) vs. Texas A&M (21) (Cotton, 1942)

16–New Mexico St. (14) vs. Hardin-Simmons (14) (Sun, 1936)

15–Tennessee (0) vs. Rice (8) (Orange, 1947)

14–4 tied. Most recent: Tulsa (7) vs. Tennessee (14) (Sugar, 1943)

MOST PUNTS, BOTH TEAMS

28–Rice (8) [13] & Tennessee (0) [15] (Orange, 1947)

28–Santa Clara (6) [14] & LSU (0) [14] (Sugar, 1938)

27–TCU (3) [14] & LSU (2) [13] (Sugar, 1936)

25–Tennessee (17) [12] & Oklahoma (0) [13] (Orange, 1939)

24–Catholic (20) [13] & Ole Miss (19) [11] (Orange, 1936)

HIGHEST PUNTING AVERAGE (Minimum 5 Punts)

55.0–Alabama (35) vs. Ohio State (42) (Sugar, 2015) (7 for 385)

55.0–Texas A&M (17) vs. Penn St. (24) (Alamo, 2007) (6 for 330)

54.6–Bowling Green (27) vs. Pittsburgh (30) (Little Caesars Pizza, 2013) (5 for 273)

53.9–Southern California (7) vs. Wisconsin (0) (Rose, 1953) (8 for 431)

53.8–Hawaii (28) vs. Tulane (36) (Hawaii, 2002) (5 for 269)

FEWEST PUNTS

0–13 tied. Most recent: Army West Point (42) vs. San Diego St. (35) (Armed Forces, 2017)

LOWEST PUNTING AVERAGE (Minimum 3 Punts)

17.0–Kentucky (14) vs. Penn St. (26) (Outback, 1999) (3 for 51)

17.0–Nevada (34) vs. Bowling Green (35) (Las Vegas, 1992) (4 for 68)

18.7–Georgia Tech (10) vs. Minnesota (34) (Quick Lane, 2018) (4 for 75)

19.0–Cincinnati (18) vs. Virginia Tech (6) (Sun, 1947) (6 for 114)

19.2–Central Michigan (48) vs. Western Kentucky (49) (Bahamas, 2014) (4 for 77)

MOST PUNTS BLOCKED BY ONE TEAM

2–Michigan (15) vs. Florida (41) (Peach, 2018)

2–Texas A&M (52) vs. Wake Forest (55) (Belk, 2017)

2–Nebraska (42) vs. Southern California (45) (Holiday, 2014)

2–San Diego St. (49) vs. Buffalo (24) (Famous Idaho Potato, 2013)

2–Iowa (30) vs. LSU (25) (Capital One, 2005)

2–Cincinnati (32) vs. Marshall (14) (Fort Worth, 2004)

2–North Carolina (21) vs. Mississippi St. (17) (Peach, Jan. 2, 1993)

2–North Carolina St. (14) vs. Georgia (7) (Liberty, 1967)

2–LSU (25) vs. Colorado (7) (Orange, 1962)

PUNT RETURNS

MOST PUNT RETURNS

9–Georgia (7) vs. North Carolina (3) (Gator, Dec. 31, 1971) (6.8 average)

8–Indiana (20) vs. Virginia Tech (45) (Independence, 1993) (7.3 average)

8–Ole Miss (7) vs. UTEP (14) (Sun, 1967) (9.4 average)

8–Michigan (34) vs. Oregon St. (7) (Rose, 1965) (10.6 average)

7–12 tied. Most recent: Rutgers (10) vs. Virginia Tech (13) (ot) (Russell Athletic, 2012) (5.7 average)

MOST PUNT RETURN YARDS

180–Florida St. (23) vs. Penn St. (26) (3 ot) (Orange, 2006) (7 returns)

151–Boise St. (21) vs. Boston College (27) (MPC Computers, 2005) (7 returns)

136–Nebraska (38) vs. Alabama (6) (Orange, 1972) (6 returns)

132–Virginia Tech (55) vs. Tulsa (52) (Independence, 2015) (4 returns)

128–Oklahoma (48) vs. Duke (21) (Orange, 1958)

HIGHEST PUNT RETURN AVERAGE (Minimum 3 Returns)

33.0–Virginia Tech (55) vs. Tulsa (52) (Independence, 2015) (4 for 132)

33.0–Kent St. (18) vs. Tampa (21) (Tangerine, 1972) (3 for 99)

32.7–San Jose St. (27) vs. Georgia St. (16) (Cure, 2015) (3 for 98)

32.7–BYU (46) vs. SMU (45) (Holiday, 1980) (3 for 98)

32.3–BYU (34) vs. Hawaii (38) (Hawaii, 2019) (3 for 97)

31.3–TCU (39) vs. Stanford (37) (Alamo, 2017) (3 for 94)

KICKOFF RETURNS

MOST KICKOFF RETURNS

All-Time Bowl Individual and Team Records

11–Hawaii (35) vs. Tulsa (62) (Hawaii, 2010) (20.2 average)
10–SMU (10) vs. Louisiana Tech (51) (Frisco, 2017) (18.40)
10–Air Force (36) vs. California (55) (Armed Forces, 2015) (22.5 average)
10–Clemson (33) vs. West Virginia (70) (Orange, 2012) (19.0 average)
10–Bowling Green (7) vs. Tulsa (63) (GMAC, 2008) (22.1 average)
10–Florida (24) vs. Nebraska (62) (Fiesta, 1996) (26.8 average)
10–Wyoming (14) vs. Oklahoma St. (62) (Holiday, 1988) (20.5 average)

MOST KICKOFF RETURN YARDS

284–Oklahoma (28) vs. West Virginia (48) (Fiesta, 2008) (9 returns)
270–UConn (20) vs. Oklahoma (48) (Fiesta, 2010) (9 returns)
268–Florida (24) vs. Nebraska (62) (Fiesta, 1996) (10 returns)
266–Boise St. (38) vs. East Carolina (41) (Hawaii, 2007) (7 returns)
259–UCLA (14) vs. Illinois (45) (Rose, 1947) (8 returns)

HIGHEST KICKOFF RETURN AVERAGE (Minimum 3 Returns)

56.0–BYU (16) vs. Washington (31) (Fight Hunger, 2013) (3 for 168)
48.5–Wisconsin (27) vs. Oregon (28) (Rose, 2020) (4 for 194)
47.3–Iowa (49) vs. USC (24) (Holiday, 2019) (3 for 142)
44.7–Arizona State (36) vs. Duke (31) (Sun, 2014) (3 for 134)
44.3–Notre Dame (49) vs. Hawaii (21) (Hawaii, 2008) (3 for 133)

FUMBLES

MOST FUMBLES

11–Ole Miss (7) vs. Alabama (12) (Sugar, 1964) (lost 6)
9–Texas (11) vs. Notre Dame (24) (Cotton, 1971) (lost 5)
8–6 Tied. Most Recent: North Carolina St. (28) vs. Iowa (23) (Peach, Dec. 31, 1988) (lost 5)

MOST FUMBLES, BOTH TEAMS

17–Alabama (12) [6] & Ole Miss (7) [11] (Sugar, 1964) (lost 9)
14–Louisiana Tech (24) [6] & Louisville (14) [8] (Independence, 1977) (lost 6)
14–Tennessee (34) [7] & Air Force (13) [7] (Sugar, 1971) (lost 7)
13–TCU (0) [8] & Air Force (0) [5] (Cotton, 1959) (lost 6)
12–3 tied. Most recent: North Carolina St. (28) [8] & Iowa (23) [4] (Peach, Dec. 31, 1988) (lost 8)

MOST FUMBLES LOST

6–Tulsa (10) vs. Georgia Tech (52) (Humanitarian, 2004) (7 fumbles)
6–Texas A&M (2) vs. Florida St. (10) (Cotton, 1992) (6 fumbles)
6–East Carolina (31) vs. Maine (0) (Tangerine, 1965) (6 fumbles)
6–Ole Miss (7) vs. Alabama (12) (Sugar, 1964) (11 fumbles)
6–North Texas (8) vs. New Mexico St. (28) (Sun, 1959) (8 fumbles)
6–(D) Arizona St. (21) vs. Xavier (33) (Salad, 1950) (7 fumbles)

MOST FUMBLES LOST, BOTH TEAMS

9–Alabama (12) [3] & Ole Miss (7) [6] (Sugar, 1964) (17 fumbles)
8–Idaho (42) [3] & Southern Miss. (35) [5] (Humanitarian, 1998) (9 fumbles)
8–North Carolina St. (28) [5] & Iowa (23) [3] (Peach, Dec. 31, 1988) (12 fumbles)
8–New Mexico St. (28) [2] & North Texas (8) [6] (Sun, 1959) (12 fumbles)
8–Navy (20) [3] & Rice (7) [5] (Cotton, 1958) (10 fumbles)

PENALTIES

MOST PENALTIES

21–Mississippi St. (17) vs. Clemson (7) (Peach, 1999) (188 yards)
20–(D) Fresno St. (35) vs. Western Mich. (30) (California, 1988) (166 yards)
19–Oregon (41) vs. Air Force (13) (Las Vegas, 1997) (166 yards)
18–Oregon St. (41) vs. Notre Dame (9) (Fiesta, 2001) (174 yards)
18–Alabama (34) vs. Michigan (35) (ot) (Orange, 2000) (132 yards)
18–Washington St. (31) vs. Utah (28) (Copper, 1992) (136 yards)

MOST PENALTIES, BOTH TEAMS

29–Mississippi St. (17) [21] & Clemson (7) [8] (Peach, 1999) (270 yards)
29–Florida (52) [15] & Florida St. (20) [14] (Sugar, 1997) (217 yards)
29–McNeese St. (20) [13] & Tulsa (16) [16] (Independence, 1976) (205 yards)
28–Florida St. (30) [17] & West Virginia (18) [11] (Gator, 2005) (295 yards)
28–Michigan (35) [10] & Alabama (34) [18] (ot) (Orange, 2000) (247 yards)
28–(D) Fresno St. (35) [20] & Western Mich. (30) [8] (California, 1988) (231 yards)

MOST YARDS PENALIZED

202–Miami (FL) (46) vs. Texas (3) (Cotton, 1991) (16 penalties)
188–Mississippi St. (17) vs. Clemson (7) (Peach, 1999) (21 penalties)
174–Florida St. (30) vs. West Virginia (18) (Gator, 2005) (17 penalties)
174–Oregon St. (41) vs. Notre Dame (9) (Fiesta, 2001) (18 penalties)
166–Oregon (41) vs. Air Force (13) (Las Vegas, 1997) (19 penalties)
166–(D) Fresno St. (35) vs. Western Mich. (30) (California, 1988) (20 penalties)

MOST YARDS PENALIZED, BOTH TEAMS

295–Florida St. (30) [174] & West Virginia (18) [121] (Gator, 2005)
270–Mississippi St. (17) [188] & Clemson (7) [82] (Peach, 1999)
270–Miami (FL) (46) [202] & Texas (3) [68] (Cotton, 1991)
264–(D) San Jose St. (37) [163] & Miami (OH) (7) [101] (California, 1986)
263–Louisiana Tech (47) [154] & Arkansas St. (28) [109] (New Orleans, 2015)

FEWEST PENALTIES

0–18 tied. Most recent: Iowa (27) vs. Mississippi St. (22) (Outback, 2018)

FEWEST PENALTIES, BOTH TEAMS

2–Louisiana-Lafayette (16) [1] & Nevada (3) [1] (New Orleans, 2014)
2–Navy (35) [2] & Missouri (13) [0] (Texas, 2009)
3–11 tied. Most recent: Navy (44) [2] & Pittsburgh (28) [1] (Military, 2015)

FEWEST YARDS PENALIZED

0–19 tied. Most recent: Iowa (27) vs. Mississippi St. (22) (Outback, 2018)

FEWEST YARDS PENALIZED, BOTH TEAMS

10–Navy (35) [10] & Missouri (13) [0] (Texas, 2009)
10–Duquesne (13) [5] & Mississippi St. (12) [5] (Orange, 1937)
15–Texas (21) [5] & Notre Dame (17) [10] (Cotton, 1970)
15–(D) Kansas (33) [15] vs. Rice (7) [0] (Bluebonnet, 1961)

All-Time Bowl Individual and Team Records

LONGEST PLAYS IN A BOWL GAME

*Scored touchdown on play.

LONGEST RUNS FROM SCRIMMAGE

Yds. Players, Team (Score) vs. Opponent (Score) Bowl, Year

- 99* Terry Baker (QB), Oregon St. (6) vs. Villanova (0, Liberty, 1962
- 96* Mikell Simpson, Virginia (28) vs. Texas Tech (31), Gator, 2008
- 95*# Dicky Maegle, Rice (28) vs. Alabama (6), Cotton, 1954
- 94*(D) Dwight Ford, Southern California (47) vs. Texas A&M (28), Bluebonnet, 1977
- 94* Larry Smith, Florida (27) vs. Georgia Tech (12), Orange, 1967
- 94* Hascall Henshaw, Arizona St. (13) vs. Case (26), Sun, 1941

#Famous bench-tackle play; Maegle tackled on Alabama 40-yard line by Tommy Lewis, awarded touchdown.

LONGEST PASS PLAYS

Yds. Players, Team (Score) vs. Opponent (Score) Bowl, Year

- 99* Tommy Armstrong to Quincy Enunwa, Nebraska (24) vs. Georgia (19), Gator, Jan. 1, 2014
- 96* Kenny Pickett to Maurice French, Pittsburgh (34) vs. Eastern Michigan (30)
- 95* Ronnie Fletcher to Ben Hart, Oklahoma (19) vs. Florida St. (36), Gator, Jan. 2, 1965
- 93* Kenny Hill to Jalen Reagor, TCU (39) vs. Stanford (37)
- 93*(D) Stan Heath to Tommy Kalminir, Nevada (13) vs. North Texas (6), Salad, 1948
- 92* Deondre Francois to Nyquan Murray, Florida St. (33) vs. Michigan (32)
- 92* Lamar Jordan to Delane Hart-Johnson, New Mexico (37) vs. Arizona (45) New Mexico, 2015

LONGEST FIELD GOALS

Yds. Players, Team (Score) vs. Opponent (Score) Bowl, Year

- 62 Tony Franklin, Texas A&M (37) vs. Florida (14), Sun, Jan. 2, 1977
- 57 Quinn Nordin, Michigan (16) vs. Alabama (35) Citrus, 2020
- 56 Greg Cox, Miami (FL) (20) vs. Oklahoma (14), Orange, 1988
- 55 Rodrigo Blankenship, Georgia (54) vs. Oklahoma (48)
- 55(D) Russell Erxleben, Texas (38) vs. Colorado (21), Bluebonnet, 1975
- 54 Jake Elliott, Memphis (55) vs. BYU (48) (Miami Beach, 2014)
- 54(D) Mason Crosby, Colorado (33) vs. UTEP (28), Houston, 2004
- 54 Carlos Huerta, Miami (FL) (22) vs. Nebraska (0), Orange, 1992
- 54 Quin Rodriguez, Southern California (16) vs. Michigan St. (17), John Hancock, 1990
- 54 Luis Zendejas, Arizona St. (32) vs. Oklahoma (21), Fiesta, 1983

LONGEST PUNTS

Yds. Players, Team (Score) vs. Opponent (Score) Bowl, Year

- 84\$ Kyle Rote, SMU (21) vs. Oregon (13), Cotton, 1949
- 82 Ike Pickle, Mississippi St. (12) vs. Duquesne (13), Orange, 1937
- 80 Elmer Layden, Notre Dame (27) vs. Stanford (10), Rose, 1925
- 79\$ Doak Walker, SMU (21) vs. Oregon (13), Cotton, 1949

\$Quick kick.

LONGEST PUNT RETURNS

Yds. Players, Team (Score) vs. Opponent (Score) Bowl, Year

- 92* Brandon Boykin, Georgia (31) vs. Michigan St. (33) (3 ot), Outback, 2012
- 92* Quinton Jones, Boise St. (20) vs. Boston College (27), MPC Computers, 2005
- 88* Ben Kelly, Colorado (62) vs. Boston College (28), Insight.com, 1999
- 87* Willie Reid, Florida St. (23) vs. Penn St. (26) (3 ot), Orange, 2006
- 86* Javier Arenas, Alabama (31) vs. Oklahoma St. (34), Independence, 2006
- 86* Darryl Surgent, Louisiana-Lafayette (32) vs. San Diego St. (30), New Orleans, 2011
- 86* Aramis Dandoy, Southern California (7) vs. Ohio St. (20), Rose, 1955
- 86* Ryan Switzer, North Carolina (39) vs. Cincinnati (17), Belk, 2013

LONGEST KICKOFF RETURNS

Yds. Players, Team (Score) vs. Opponent (Score) Bowl, Year

- 100* 19 tied, most recent: Jason Huntley, New Mexico St. (26) vs. Utah St. (20) Arizona, 2017

Nyheim Hines, North Carolina St. (41) vs. Vanderbilt (17) Independence, 2016

- 100*! Al Hoisch, UCLA (14) vs. Illinois (45), Rose, 1947

!Rose Bowl records carry as 103-yard return.

LONGEST INTERCEPTION RETURNS

Yds. Players, Team (Score) vs. Opponent (Score) Bowl, Year

- 100* Tyree Robinson, Oregon (28) vs. Boise St. (38), Las Vegas, 2017
- 100* Evan Berry, Tennessee (45) vs. Northwestern (6), Outback, 2016
- 100* Jamar Taylor, Boise St. (56) vs. Arizona St. (24), Las Vegas, 2011
- 100* Walter McFadden, Auburn (38) vs. Northwestern (35) (ot), Outback, 2010
- 100*(D) Dahna Deleston, UConn (38) vs. Buffalo (20), International, 2009

LONGEST MISCELLANEOUS RETURNS

Yds. Players, Team (Score) vs. Opponent (Score) Bowl, Year

- 99* Darwin Cook, West Virginia (70) vs. Clemson (33) (Fumble return), Orange, 2012
- 98* Greg Mather, Navy (14) vs. Missouri (21) (Interception lateral), Orange, 1961
- 89*(D) Charlie Owens, TCU (9) vs. Texas A&M (28) (Fumble return), galleryfurniture.com, 2001
- 86* Troy Dye, Oregon (28) vs. Boise St. (38) (Fumble return), Las Vegas, 2017
- 80* Antonio Banks, Virginia Tech (45) vs. Indiana (20) (Blocked field goal return), Independence, 1993



Champions Award

Bowl Season's highest honor, the Champions Award, is presented annually to a coach or administrator who over a long career furthers the cause of the college football bowl industry, with special emphasis on the student-athlete experience.

- 2009** Roy Kramer, SEC Commissioner
- 2010** Tom Hansen, Pac-12 Conference Commissioner
- 2011** LaVell Edwards, Brigham Young Head Coach
- 2012** Bobby Bowden, Florida State Head Coach
- 2013** Grant Teaff, Baylor Head Coach/AFCA president
- 2014** Dennis Popp, NCAA Administrator
- 2015** Lee Corso, Indiana Head Coach/ESPN Commentator
- 2016** Mike Slive, SEC Commissioner
- 2017** Frank Beamer, Virginia Tech Head Coach
- 2018** Donnie Duncan, Oklahoma Athletics Director/Iowa State Head Coach
- 2019** Mack Brown, Texas/North Carolina Head Coach
- 2020** Archie Manning, NFF Chairman
- 2020** Tom Osborne, Nebraska Head Coach
- 2021** Jim Delaney, Big Ten Conference
Wright Waters, Football Bowl Association

Wright Waters Legacy Award

Created in 2016, the Legacy Award is presented to individuals who have made outstanding contributions to the bowl(s) they served or to the industry in general.

- 2016** Gary Cavalli, Foster Farms Bowl
Bruce Binkowski, Holiday Bowl
- 2017** William Flinn, Rose Bowl
Bud Dudley, Liberty Bowl
- 2018** Field Scovell, Cotton Bowl
Earnie Seiler, Orange Bowl
Warren Miller, Sugar Bowl
Fred Digby, Sugar Bowl
- 2019** Paul Hoolahan, Sugar Bowl
- 2020** Will Webb, Belk Bowl
- 2021** Rick Catlett, Gator Bowl
Pete Derzis, ESPN Events