





WR Titus Davis



QB Brandon Doughty



CENTRAL MICHIGAN vs. WKU
CHIPPEWAS vs. **HILLTOPPERS**

DECEMBER 24, 2014

THOMAS A. ROBINSON NATIONAL STADIUM
NASSAU, BAHAMAS

PASSPORT TO KICKOFF



[@TheBahamasBowl](#)
[Popeyes Bahamas Bowl](#)

2014 POPEYES BAHAMAS BOWL ■ DECEMBER 24, 2014; NOON ET **ESPN** ■ [POPEYESBAHAMASBOWL.COM](#)

2014 POPEYES BAHAMAS BOWL -- CENTRAL MICHIGAN VS. WKU

INAUGURAL POPEYES BAHAMAS BOWL: The first Popeyes Bahamas Bowl features Central Michigan (7-5) from the Mid-American Conference taking on WKU (7-5) from Conference USA. The game will be played Wednesday, December 24 at Noon ET, and the game will be televised on ESPN and carried on ESPN Radio.

TICKETS: Tickets to the Popeyes Bahamas Bowl are \$40 through the ticket departments of the two participating institutions.

FUTURE MATCHUPS: The 2015 Popeyes Bahamas Bowl matchup will be Conference USA vs. MAC for the second-straight year. In 2016, the American Athletic Conference will face the MAC. The bowl has a six-year agreement to play in Nassau's Thomas A. Robinson National Stadium.

TABLE OF CONTENTS

| | | | |
|---------------------------|-------------------------------------|---------------------------|-------------------------------------|
| Page 2: | Table of Contents/Directory | Page 23: | Team Depth Charts |
| Page 3: | Popeyes Louisiana Kitchen | Page 24: | About Central Michigan University |
| Pages 4-6: | Media Information | Page 25: | CMU Administration |
| Page 7: | Helpful Hints for the Media | Page 26: | CMU Coaching Staff |
| Page 8: | The Bahamas | Page 27: | CMU Numerical Roster/Pronunciations |
| Page 9: | Nassau/Paradise Island | Pages 28-30: | CMU Alphabetical Roster Headshots |
| Page 10: | Media Schedule | Pages 31-37: | CMU Statistics |
| Page 11: | Schedule of Events | Page 38: | About WKU |
| Page 12: | Driving Directions | Page 39: | WKU Administration |
| Page 13: | 2014-15 Bowl Schedule | Page 40: | WKU Coaching Staff |
| Pages 14-15: | Thomas A. Robinson National Stadium | Page 41: | WKU Numerical Roster/Pronunciations |
| Page 16: | Stadium Campus | Pages 42-44: | WKU Alphabetical Roster Headshots |
| Page 17: | Giving Back to the Bahamas | Pages 45-48: | WKU Statistics |
| Pages 18-19: | ESPN Announcers | Pages 49-52: | MAC Bowl Press Release |
| Pages 20-21: | Game Preview | Pages 53-57: | C-USA Bowl Press Release |
| Page 22: | Game Overview | | |

2014 POPEYES BAHAMAS BOWL DIRECTORY

| | |
|--|---|
| Conference Affiliation: | Mid-American (visitor) vs. Conference USA (home) |
| 2014 Date, Kickoff, Television: | Wednesday, December 24, 2014, Noon EST, ESPN |
| Stadium (Capacity, surface): | Thomas A. Robinson National Stadium (15,000, Natural Grass) |
| President: | Britton Banowsky (214-774-1300) |
| Executive Director: | Lea Miller (404-668-7485, lea.miller@bahamasbowl.com) |
| Senior Advisor: | Richard Giannini (601-297-1436, richardcgiannini@gmail.com) |
| Director of Communications: | Chris Pika (678-908-4853, chris.pika@bahamasbowl.com) |
| Director of Operations: | Tom Snyder (407-242-8947, tom.snyder@bahamasbowl.com) |
| Ticket Manager: | Anthia Butler (242-557-4685, anthiabutler@hotmail.com) |
| Address, City, State: | 5201 N. O'Connor Blvd.; Suite 300, Irving, TX 75039 |
| Telephone, FAX: | 214-774-1300/214-496-0046 |
| Web Site: | PopeyesBahamasBowl.com |

POPEYES LOUISIANA KITCHEN, INC.

About Popeyes® Louisiana Kitchen

Founded in 1972 in New Orleans, Popeyes is a leader in the New Orleans segment of the foodservice industry and is the world's second largest quick-service chicken concept based on the number of units. As of October 5, 2014, Popeyes had 2,315 operating restaurants in the United States, Guam, Puerto Rico, the Cayman Islands and 26 foreign countries. For more information, visit the Popeyes Louisiana Kitchen Web site at www.popeyes.com.

Popeyes Louisiana Kitchen, Inc.

Founded in Atlanta in 1992 as AFC Enterprises, Inc., the Company is a developer, operator and franchisor of quick-service restaurants ("QSRs" or "restaurants") under the trade name, Popeyes® Louisiana Kitchen and Popeyes® Chicken & Biscuits. In January 2014, AFC Enterprises, Inc. changed its corporate name to Popeyes Louisiana Kitchen, Inc. and is traded on Nasdaq under the ticker symbol "PLKI".

**Popeyes Sponsorship of the Popeyes Bahamas Bowl**

ATLANTA – August 26, 2014 – Popeyes® Louisiana Kitchen today announced its title sponsorship of one of college football's newest bowl games, the Bahamas Bowl. The Popeyes Bahamas Bowl will be played December 24, 2014 in Nassau, Bahamas at noon EST inside Thomas A. Robinson National Stadium. The game will feature teams from Conference USA and the Mid-American Conference, and will be broadcast live on ESPN.

"Popeyes is honored to partner with the Bahamas Bowl to bring this historic bowl game to college football fans everywhere," said **Hector Munoz**, Vice President of Marketing for Popeyes. "Like college football, Popeyes enjoys a rich tradition and passionate fans, and we look forward to a great game and a lot of fun in the Bahamas."

This historic announcement marks the first time Popeyes has sponsored a college football bowl game and is the latest example of the brand's increasing international reach. Over the past 40 years, Popeyes has brought its authentic, Louisiana flavors to 27 countries, and currently has more than 2,200 operating restaurants in its system.

"Popeyes has always been the best way to enjoy a college football game, so the opportunity to bring together Popeyes and college football in a tropical paradise like the Bahamas was an opportunity we did not want to miss," Munoz said.

"We are very excited to partner with Popeyes as our inaugural title sponsor," said **Lea Miller**, Executive Director of the Popeyes Bahamas Bowl. "We appreciate the tremendous support of Popeyes for the Bahamas Bowl, and we look forward to a great event in the Bahamas."

The 2014 Popeyes Bahamas Bowl will be the first bowl game played outside the United States since the 2010 International Bowl in Toronto, and is the first NCAA Football Bowl Subdivision (FBS) bowl game outside of either the United States or Canada between two U.S. teams since 1937.

Popeyes joins the Bahamas Ministry of Tourism and the Atlantis – Paradise Island in presenting the inaugural Popeyes Bahamas Bowl.

A Request To The Media

The official name of the bowl is the **Popeyes Bahamas Bowl**. The corporate name of the title sponsor is **Popeyes® Louisiana Kitchen** and can be called **Popeyes**. Please note, there is **NO** apostrophe in Popeyes (**Popeye's is INCORRECT**). We thank you for your consideration.

2014 POPEYES BAHAMAS BOWL MEDIA INFORMATION

MEDIA CREDENTIALS: All media attending the Popeyes Bahamas Bowl must apply for MEDIA/PHOTO credentials through the following web site: sportssystem.com/bahamasbowl. No exceptions.

Once the credential request is processed, **Chris Pika**, the Bowl's Communications Director (678-908-4853), will forward a confirmation if the request is approved. Conference and/or individual school media badges will not be accepted as valid credentials.

MEDIA/PHOTO credentials will not be mailed in advance, but will be available for pickup at the Popeyes Bahamas Bowl Media Center located at the Atlantis Bahamas beginning Saturday, December 20, 2014. Working media members who have not picked up their credentials by Tuesday, December 23, 2014 at 5:00 p.m. may do so on game day at the Thomas A. Robinson National Stadium Media Will-Call located just inside the Media Center in the Southwest corner of the stadium.

MEDIA CREDENTIAL DISTRIBUTION & WORKROOM: The Popeyes Bahamas Bowl Media Information Center will be located at Atlantis – Minos/Neptune. Hours of operation are as follows:

- **Saturday, December 20.....12:00 p.m. – 5:00 p.m.**
- **Sunday, December 21.....9:00 a.m. – 5:00 p.m.**
- **Monday, December 22.....9:00 a.m. – 5:00 p.m.**
- **Tuesday, December 239:00 a.m. – 5:00 p.m.**
- **Wednesday, December 24.....6:00 p.m. – 9:00 p.m. (postgame)**

Both press and photo credentials and other information must be picked up at the Popeyes Bahamas Bowl Media Center during hours of operation.

In order to serve the media in an efficient manner, the Media Center is equipped with a copier and telephone. For all outgoing long-distance calls, media will be required to use their calling cards or give the operator collect billing instructions. The operator cannot charge any calls to these phones.

There will be workstations available and ample electrical power for computers and other electrical equipment. Internet service will be available.

MEDIA HOTEL/TRANSPORTATION: The Atlantis Bahamas is the official media hotel of the Popeyes Bahamas Bowl. All media must make their requests for rooms through the online media credentialing process. There are an extremely limited number of media rooms at the Atlantis, and beat writers who staff their team's games during the 2014 season will have priority in the Atlantis media block.

The Popeyes Bahamas Bowl recommends using taxis or tour companies to travel throughout Nassau. All driving in the Bahamas is done from the left-hand side of the road.

The Popeyes Bahamas Bowl will provide transportation for traveling media representatives to the **Popeyes Bahamas Bowl Press Conference** on December 23 at Thomas A. Robinson National Stadium (bus leaves for stadium at 10:00 a.m.; returns to Atlantis at 2:00 p.m.) and the **2014 Popeyes Bahamas Bowl** (bus leaves for stadium at 9:30 a.m.; bus returns to Atlantis 3 hours after the conclusion of the game).

All media members must show their credentials in order to use the transportation service.

2014 POPEYES BAHAMAS BOWL MEDIA INFORMATION

PRESS BOX/MEDIA CENTER: Entrance into the Thomas A. Robinson National Stadium press box and media center is by credential only for the news media and press box staff. A limited number of telephones (restricted long distance) and fax/copy service will be available to the working press.

The press box and media center will be open to the media at 10:00 am (approximately two hours before kickoff). Press releases, statistics, press guides and flip cards will be available. A pregame meal will be served only to accredited media approximately two hours prior to kickoff (10:00 am) in the media center, located in the Southwest corner of the stadium below the press area. Beverages and snacks will be available throughout the game in the Press Box.

The main media area at Thomas A. Robinson National Stadium is outside and under cover (similar to auxiliary press setups at Super Bowls and other major sporting events). Power, wireless and wired internet will be available to each individual seated in the media area. Booths for coaches, ESPN, institution radio networks, instant replay are located at the top of the Western Grandstand in the Press Box.

Seat and booth assignments will be assigned by priority.

PHOTOGRAPHERS/VIDEO: Popeyes Bahamas Bowl photo credentials must be visible at all times. Bowl organizers will adhere to the NCAA's sideline control policy, which states that:

Sideline photographers are restricted outside the 25-yard lines in the areas designated and are reminded to stay behind the dotted restraining line around the field. No media personnel, including journalists, radio and television personnel or their equipment, shall be in the team area or coaching box.

LOCKER ROOM/PRACTICE INTERVIEW POLICY: Throughout bowl week, working press must adhere to the policies established by each school regarding access to student-athletes and coaches.

POSTGAME INTERVIEW POLICY: Following a ten (10) minute cooling-off period, postgame interviews will take place in the Media Center in the Thomas A. Robinson National Stadium. Only individuals displaying proper credentials will be permitted in the interview area. Security will be posted in these locations and will not allow anyone to obstruct entrances. The runner-up head coach and two (2) student-athletes will go first, followed by winning institution's head coach and three (3) student-athletes. The game's Offensive and Defensive Players of the Game are required to attend as part of their team's student-athlete contingent. The trophy for the winning team and awards to the offensive and defensive players of the game will be presented on-field immediately following the game.

The cooling off period begins when the head coach enters the dressing room immediately after the game. The winning head coach must proceed directly to the dressing room after the game unless requested for a short interview (not to exceed four minutes) by ESPN. Both team's locker rooms are closed to the media.

Regardless of any personal regular season radio or television contracts, the coach is first obligated to the entire media staffing the Popeyes Bahamas Bowl and must report to the interview room immediately after the 10-minute cooling off period. The coach cannot delay a postgame interview with the covering media to conduct a program for a single radio, newspaper, or television reporter unless requested to grant a short interview (not to exceed four minutes) by ESPN. After fulfilling the commitment to the entire media covering the game, the coach and student-athletes may participate in special interviews.

2014 POPEYES BAHAMAS BOWL MEDIA INFORMATION

POPEYES BAHAMAS BOWL COMMUNICATIONS STAFF: Your media hosts for the 2014 Popeyes Bahamas Bowl are:

Chris Pika, Director of Communications
Dean Buchan, Communications Staff
Todd Bell, Communications Staff
Wiley Ballard, Communications Staff
Justin Rosenberg, Communications Staff
Robert Weems, Photographer
Kennedy Hardman, Digital Media/Videographer
Kate Pika, Media HQ/Workroom Manager



We are committed to help you have a great experience at the Popeyes Bahamas Bowl. To that end, we will provide the following to the media.

MEDIA GUIDES/RELEASES: Media guides/postseason guides & releases for the participating institutions and the bowl will be available at both the Atlantis Media Information Center and on gameday at Thomas A. Robinson National Stadium.

QUOTES: Quotes of all media availabilities during bowl week will be distributed in the Media Information Center and online in the Media section of PopeyesBahamasBowl.com.

AUDIO/VIDEO: Audio and video of all media availabilities will be available via PopeyesBahamasBowl.com for the media/public and on a Dropbox link for media back in the United States unable to make the trip to the Bahamas.

GAMEDAY MEDIA SERVICES: Flip cards, stats and game notes will be available prior to the start of the Popeyes Bahamas Bowl in the main press areas. Complete box scores and play-by-play will be distributed to the media at the end of each quarter. Coaches and student-athlete quotes will be distributed shortly after the conclusion of the press conferences. If you need a box score emailed to your news organization, please make your request to a member of the Communications staff.

LIVE STATISTICS: The Popeyes Bahamas Bowl has contracted with Stat Broadcast to provide instant stats information during the bowl to media in attendance in Nassau and back in the United States. To access the stat feed, point your browser to bahamas.statbroadcast.com.

INTERNET ACCESS: Wireless and wired access will be available to the media in Thomas A. Robinson National Stadium. The wireless access network and password will be distributed to the media on gameday at the stadium.

PHONES: A limited number of toll-restricted (calling card) phones will be available in the media area and workroom at Thomas A. Robinson National Stadium. BTC calling cards (\$10 for approximately 50 minutes) can be purchased at the Atlantis.

HELPFUL HINTS FOR THE MEDIA

PASSPORTS: The Popeyes Bahamas Bowl reminds all media that all U.S. citizens coming to the Bowl must have a valid United States Passport for the time of travel. It is possible to secure passports on short notice, but costs will be much higher for the individuals involved and delays in receiving passports are possible during the holiday season. For information on how to obtain a U.S. Passport, visit passports.state.gov. For obtaining an expedited passport in a hurry, visit <http://travel.state.gov/content/passports/english/passports/services/expedited.html>.

UNITED STATES EMBASSY: The United States Embassy in the Bahamas is located at **42 Queen Street** in Nassau. The American Citizen Services Unit stands ready to help American citizens in The Bahamas – and their loved ones – in emergency situations. American citizens overseas, of course, remain subject to the laws of the country they are in. The American Citizens Services Unit can assist in areas, including: illness/injury, lost/stolen U.S. Passport, arrest/detention, victims of crime, etc.

In case of emergencies involving the death, injury, welfare, or arrest of an American citizen in The Bahamas, please call **242-322-1181**, ext. 4406, 4547 or 4584 during business hours, or **242-322-1181 x 9** or **242-357-7004** at all other times. (Please note that the Duty Officer who answers this number will not be able to assist with visa or routine passport matters.) The U.S. Embassy website is nassau.usembassy.gov.

CELL PHONES/INTERNET: The Popeyes Bahamas Bowl staff reminds media that cell phone roaming rates for voice and data usage in the Bahamas can be extremely high per minute. All participants should check with their cell-phone service provider for pertinent information on current roaming rates. Phones can be used in “Airplane Mode” in the Bahamas (no data usage) in order to use phone cameras, etc. Atlantis Bahamas has wireless internet capability in rooms/some public areas for a daily fee. Calling cards for public phones located in the resort can be purchased at the Atlantis.

CURRENCY: The legal tender is the Bahamian dollar, which is equivalent to the U.S. dollar. U.S. currency is accepted throughout Nassau Paradise Island, as are most major credit cards and traveler’s checks. ATMs are located at both Paradise Island and Cable Beach casinos, Rawson Square, major banks and in most hotels.

ELECTRICITY: With standard North American 120-volt/60-cycle AC electrical current, you will be able to operate American laptops, electronics, hairdryers, shavers and other small electrical appliances without adapters.

GETTING AROUND: Taxi service is available from the Atlantis to take you into Nassau to visit tourist areas, restaurants, etc. Shared van rides into Nassau from the Atlantis run \$4 per person, and you will be dropped off in downtown Nassau near the Government House. Unshared rides from downtown Nassau back to the Atlantis are \$15 per person (not including the \$1 bridge toll to get back over to Paradise Island).

Ferry boats (water taxis) can take you between Nassau and Paradise Island while at the same time giving you a waterfront view of Nassau Harbour. Tickets can be purchased at the tour desk at Festival Place and at Woodes Rogers Wharf right next door. Tickets cost \$4 per person (plus a suggested \$1 tip for the storyteller who usually accompanies the ride) and the trip is approximately 10 minutes each way. Ferries leave every half hour on the hour from 9:00 a.m. to 6:00 p.m.

City buses, known locally as “jitneys”, run in downtown Nassau and Cable Beach several times a day. The cost for a one-way ride is approximately \$1.50 per person, and exact change is required. Pay as you exit the bus.

TIPPING: Restaurants and hotels **automatically add 15%** to all food and beverage checks in lieu of gratuity. For exceptional service you may wish to leave something extra. Bellboys, doormen and porters usually receive \$2 per bag. Taxi drivers should be tipped about 15% of the fare.

CUSTOMS: U.S. citizens out of the country for 48 hours are allowed up to \$800 worth of duty-free merchandise. Less than 48 hours, the duty-free exemption is \$200. Limitations include 32 ounces of tobacco for those over 21 and no more than two liters of alcohol. To make traveling easier, consider packing things you’re going to declare separately and keep all your sales receipts.

MEDICAL FACILITIES: Internationally trained doctors are available at the hotels and throughout the Nassau Paradise Island. Two hospitals are fully equipped to respond to emergency medical situations. Princess Margaret Hospital and Doctor’s Hospital are both located in Nassau.

THE BAHAMAS

About The Bahamas

Since attaining independence from the UK in 1973, The Bahamas, officially known as the Commonwealth of the Bahamas, has prospered through tourism, international banking, and investment management. The Bahamas relies on tourism to generate most of its economic activity and features world-renowned resorts. The country consists of more than 700 islands, cays, and islets over 100,000 square miles of the Atlantic Ocean just 50 miles off the coast of Florida. The capital city of the Bahamas, Nassau, is located on the island of New Providence. The Prime Minister of the Bahamas is Perry Christie.



For more information on The Bahamas visit bahamas.com.

What Makes The Bahamas Unique?

The Bahamas is comprised of 700 islands sprinkled over 100,000 square miles of ocean starting just 50 miles off the coast of Florida. The archipelago is an ecological oasis featuring 2,000 breathtaking islands and cays and boasts the clearest water on the planet—with a visibility of over 200 feet. You can see your toes as easily as you can the world's third largest barrier reef.

We invite you to explore all of our islands. One step and you'll realize our beauty extends far beyond our extraordinary natural wonders. It's the smiles on the faces of the Bahamian people. The unique sounds of our rich culture. The warm hospitality of our heritage and our colorful history.

Our Proximity To The United States Of America

So close to home, yet feels so far away. Just 50 miles off the coast of Florida in the United States, our tropical archipelago is an easy and convenient destination to escape to year-round.

For centuries, our close proximity has attracted all kinds of people: Native Americans. Puritans. Explorers. Even pirates. Now it's your turn. Come discover all of our 700 islands and the hospitality of the Bahamian people. Paradise is just a short plane ride from Miami International Airport, South Florida. And many airlines now offer direct flights to Nassau/Paradise Island, Grand Bahama Island or The Out Islands. You can also sail into one of our 32 ports of entry. Once you arrive, go island-hopping. Explore underwater. Or do nothing but relax on one of our pristine beaches.

Nassau/Paradise Island:

Relax in the tropical ease of our capital city and largest city. Distance: 179 miles from the Florida coast; 45-minute plane ride from Miami.

Weather

This is weather that you can quickly get used to. The trade winds have blessed us with warm year-round weather, with winter lows averaging a comfortable 70 degrees Fahrenheit and summer highs with high humidity at around 80–90, with a gentle dip at night of just 5 to 7 degrees. The result? A climate where you can have fun anytime of the day, any season.

NASSAU/PARADISE ISLAND

Bahamas/Nassau Quick Facts

- Bahamas Governor-General: Dame Marguerite Pindling
- Prime Minister: Perry Christie
- New Providence Island (Nassau) Population: 246,329 (2010)
- Tourist Visits: 3.49 million (2013)
- Average temperature high (December) 79°
- Average temperature low (December) 63°

**Nassau & Paradise Island**

With the lure of a big city and the ease of tropical utopia, Nassau & Paradise Island are considered by many as, well, paradise. Nassau, the capital of The Bahamas, is a bustling metropolitan hub full of culture and modern amenities. To the north lies Paradise Island. Its name tells you everything. It's 685 acres of pure euphoria, developed almost exclusively to delight and accommodate visitors. The island boasts resorts, hotels, restaurants, shops, nightlife, a golf course, aquarium and a casino.

Nassau, the capital city of The Bahamas, is located on 21-mile-long New Providence, the Bahamas' 11th-largest island. Nassau's main harbor is protected by Paradise Island. The harbor attracted settlers in the early days, particularly pirates. In fact, Nassau's population consisted mainly of pirates until 1718, when The Bahamas first Royal Governor, Woodes Rogers expelled them, restored order and built Fort Nassau. The Bahamas for centuries adopted Rogers' motto, "Expulsis Piratis, Restituta Commercia," which means, "Pirates Expelled, Commerce Restored." Now, 246,000 people call New Providence Island home, with a large portion of them residing in Nassau.

Junkanoo, a Bahamian national festival, is a kaleidoscope of colors and sound. The rhythmic sounds of cowbells, goat skin drums and whistles, accompanied by an array of brass instruments, create a sweet musical beat that will move you; while brilliantly colored costumes capture your eye, and bring much visual delight. This bi-annual cultural highlight takes place on Bay Street in New Providence and other Family Islands during the early morning hours, from 1-9 am on Boxing Day (the day after Christmas) and New Year's Morning.



POPEYES BAHAMAS BOWL MEDIA SCHEDULE

Members of the media who have received Popeyes Bahamas Bowl credentials will be invited and encouraged to cover the following events:

Popeyes Bahamas Bowl Team Announcement Press Conference

Thursday, December 11 Atlantis – Cleito/Ares 3:30 – 4:30 p.m.

Popeyes Bahamas Bowl Team Welcome Reception

Saturday, December 20 Atlantis – Royal Deck 6:30 – 8:00 p.m.
(Limited number of media will be permitted to attend. Please contact Chris Pika at 678-908-4853 for access.)

Popeyes Bahamas Bowl Team Beach Bash and Dinner

Sunday, December 21 Atlantis – Lagoon & West Beach 4:00 – 6:30 p.m.
(Limited number of media will be permitted to attend. Please contact Chris Pika at 678-908-4853 for access.)

Community Relations Visit

Monday, December 22 Ranfurly Homes for Children 2:00 – 3:00 p.m.
(Media encouraged to attend. Please contact Chris Pika at 678-908-4853 for access.)

Youth Football Leadership Clinic

Monday, December 22 Roscow A.L. Davies Field 3:00 – 5:00 p.m.
(Media encouraged to attend. Please contact Chris Pika at 678-908-4853 for access.)

Popeyes Bahamas Bowl Press Conference

Tuesday, December 23 Thomas A. Robinson National Stadium Media Center 11:00 a.m. – Noon
All Popeyes Bahamas Bowl credentialed media encouraged to attend. The C-USA institution's head coach and one student-athlete will be available to the media from 11:00-11:30 a.m. and the MAC institution's head coach and one student-athlete will be available to the media from 11:30 a.m.-Noon. A photo opportunity with the two head coaches and the championship trophy will take place at 11:30 a.m. Contact Chris Pika at 678-908-4853 for info.

Popeyes Bahamas Bowl Media Party

Tuesday, December 23 Atlantis – Beach Tower Deck 7:00 – 8:30 p.m.
All Popeyes Bahamas Bowl credentialed media encouraged to attend (must pick up a wristband to attend). Contact Chris Pika at 678-908-4853 for more info.

2014 Popeyes Bahamas Bowl Game

Wednesday, December 24 Thomas A. Robinson National Stadium Noon
Only Popeyes Bahamas Bowl credentialed media may attend the game/postgame press conferences. The championship trophy & the Offensive & Defensive Player of the Game awards will be presented immediately following the game.

Popeyes Bahamas Bowl Postgame Press Conference

Wednesday, December 24 Thomas A. Robinson National Stadium Media Center Following Game
Postgame press conferences will begin approximately 10 minutes after the conclusion of the game. The runner-up head coach and two student-athletes will go first, followed by winning team's head coach and three student-athletes. The game's Offensive and Defensive Players of the Game are required to attend as part of their team's contingent.

Note: A complete list of team activities will be available at the Popeyes Bahamas Bowl Media Center. While every activity will not be open to the media, every effort will be made to assist media in covering the teams during bowl week and on game day. For all event information listed above, please contact Chris Pika, Director of Communications at 678-908-4853 or chris.pika@bahamasbowl.com.

POPEYES BAHAMAS BOWL SCHEDULE OF EVENTS

Schedule correct as of December 17, 2014

SATURDAY, DECEMBER 20

Time TBD C-USA Team Arrival Lynden Pindling International Airport
 Time TBD C-USA Hotel Arrival Atlantis - Royal Towers East
 Time TBD MAC Team Arrival Lynden Pindling International Airport
 Time TBD MAC Hotel Arrival Atlantis - Royal Towers West
 Noon - 5:00 p.m. Media Center, Credentials & Hospitality.....Atlantis - Minos/Neptune
 6:30 - 8:00 p.m. Team Welcome ReceptionAtlantis - Royal Deck

SUNDAY, DECEMBER 21

9:00 a.m. - 5:00 p.m. Media Center, Credentials & Hospitality.....Atlantis - Minos/Neptune
 9:00 - 11:00 a.m. C-USA Team Practice..... Roscow A.L. Davies Field
 9:00 - 11:00 a.m. MAC Team Practice Thomas A. Robinson National Stadium
 4:00 - 6:30 p.m. Team Beach Bash & Dinner..... Atlantis - Lagoon & West Beach

MONDAY, DECEMBER 22

9:00 a.m. - 5:00 p.m. Media Center, Credentials & Hospitality.....Atlantis - Minos/Neptune
 9:00 - 11:00 a.m. C-USA Team Practice..... Thomas A. Robinson National Stadium
 10:00 - Noon MAC Team Practice Roscow A.L. Davies Field
 2:00 - 3:00 p.m. Community Relations Visit: C-USA Ranfurly Homes for Children
 3:00 - 5:00 p.m. Youth Football Leadership Clinic: C-USA/MAC Roscow A.L. Davies Field

TUESDAY, DECEMBER 23

9:00 - 5:00 p.m. Media Center, Credentials & Hospitality.....Atlantis - Minos/Neptune
 10:00 - 11:00 a.m. C-USA Team Walk-Thru Practice..... Thomas A. Robinson National Stadium
 10:30 a.m. - 1:00 p.m. ... Media Credential Pickup Thomas A. Robinson National Stadium
 11:00 a.m. - Noon Popeyes Bahamas Bowl Press Conferences.. Thomas A. Robinson National Stadium Media Center
 Noon - 1:00 p.m. MAC Team Walk-Thru Practice Thomas A. Robinson National Stadium
7:00 - 8:30 p.m. Media Reception..... Atlantis - Beach Tower Deck

WEDNESDAY, DECEMBER 24

8:00 a.m. Parking Gates Open Thomas A. Robinson National Stadium
 10:00 a.m. Gates Open Thomas A. Robinson National Stadium
 10:00 a.m. - 1:00 p.m. ... Media Credential Will-Call Thomas A. Robinson National Stadium Media Center
 10:00 a.m. - Noon Popeyes Pregame Bash/Product Sampling Thomas A. Robinson National Stadium
12:05 p.m.....Popeyes Bahamas BowlThomas A. Robinson National Stadium
 Immediately Following Game . Postgame Trophy/Awards Presentation .. Thomas A. Robinson National Stadium - Midfield
 Immediately Following Game . Postgame Press Conferences Thomas A. Robinson National Stadium Media Center
 6:00 p.m. - 9:00 p.m. Media Center & Hospitality..... Atlantis - Minos

DRIVING DIRECTIONS**Driving Directions From Lynden Pindling International Airport to the Atlantis Bahamas (11.8 miles):**

Go north on US Departures Rd. (0.2 miles), at the roundabout, take first exit onto Windsor Field Rd. (0.4 miles), go through one roundabout (0.4 miles) and stay on Windsor Field Rd., at the next roundabout (0.7 miles), take the first exit to John F. Kennedy Drive and go through two roundabouts, at the third roundabout (4.3 miles), take the first exit onto Prospect Ridge Rd., at the next roundabout (0.8 miles), take the first exit onto West Bay St., continue on West Bay St. (1.9 miles), at the next roundabout, continue on West Bay St. (1.1 miles), turn left onto Marlborough St. (0.1 miles), road becomes Navy Lion Rd. (213 feet), turn right onto Bay St. (1.2 miles), turn left and cross the Sir Sidney Poitier Bridge (0.5 miles), take first right onto Paradise Beach Rd., at the roundabout (0.1 miles), take the first exit and continue (0.2 miles), Atlantis Resort will be on the left.

Driving Directions From Atlantis Bahamas to Thomas A. Robinson National Stadium (4.6 miles):

Head east toward Casino Drive (0.2 miles), at the roundabout, take second exit onto Paradise Island Bridge – Southbound Rd., cross bridge (0.5 miles) – road becomes Mackey St., continue on Mackey St. (1.2 miles), turn right on Wulff Rd., continue on Wulff Rd. (1.3 miles), Wulff Rd. becomes Poinciana Dr., continue on Poinciana Dr. (0.5 miles), at the roundabout, take first exit onto Thompson Blvd., continue on Thompson Blvd. (0.7 miles), turn left on Bahamas Games Blvd., continue on Bahamas Games Blvd. (0.2 miles), Thomas A. Robinson National Stadium will be on the left.

Driving Directions From Atlantis Bahamas to Roscow A.L. Davies Field (5.2 miles)

Head east toward Casino Drive (0.2 miles), at the roundabout, take second exit onto Paradise Island Bridge – Southbound Rd., cross bridge (0.4 miles) – road becomes Mackey St., continue on Mackey St. (1.2 miles), turn right on Wulff Rd., continue on Wulff Rd. (1.3 miles), Wulff Rd. becomes Poinciana Dr. Continue on Poinciana Dr. (0.5 miles), at the roundabout, take first exit onto Thompson Blvd., continue on Thompson Blvd. (0.4 miles), turn left on Moss St., stay on Moss St. (0.1 miles), turn right and follow road (0.7 miles), at roundabout, take first exit onto Celery Dr., stay on Celery Dr. (0.3 miles), Roscow A.L. Davies Field will be on the left.

2014-15 COLLEGE FOOTBALL BOWL SCHEDULE

| Date / Time (ET) | Bowl | Matchup | Site | TV |
|---------------------------|---|---------------------------------------|----------------------|-------|
| Sat., Dec. 20, 11 a.m. | R+L Carriers New Orleans Bowl | Nevada vs. Louisiana-Lafayette | New Orleans, La. | ESPN |
| Sat., Dec. 20, 2:20 p.m. | Gildan New Mexico Bowl | Utah State vs. UTEP | Albuquerque, N.M. | ESPN |
| Sat., Dec. 20, 3:30 p.m. | Royal Purple Las Vegas Bowl | Utah vs. Colorado State | Las Vegas, Nev. | ABC |
| Sat., Dec. 20, 5:45 p.m. | Famous Idaho Potato Bowl | Western Michigan vs. Air Force | Boise, Idaho | ESPN |
| Sat., Dec. 20, 9:15 p.m. | Raycom Media Camellia Bowl | South Alabama vs. Bowling Green | Montgomery, Ala. | ESPN |
| Mon., Dec. 22, 2 p.m. | Miami Beach Bowl | BYU vs. Memphis | Miami, Fla. | ESPN |
| Tue., Dec. 23, 6 p.m. | Boca Raton Bowl | Marshall vs. Northern Illinois | Boca Raton, Fla. | ESPN |
| Tue., Dec. 23, 9:30 p.m. | San Diego County Credit Union Poinsettia Bowl | Navy vs. San Diego State | San Diego, Calif. | ESPN |
| Wed., Dec. 24, 12 p.m. | Popeyes Bahamas Bowl | Central Michigan vs. Western Kentucky | Nassau, Bahamas | ESPN |
| Wed., Dec. 24, 8 p.m. | Hawai'i Bowl | Fresno State vs. Rice | Honolulu, Hawaii | ESPN |
| Fri., Dec. 26, 1 p.m. | Zaxby's Heart of Dallas Bowl | Illinois vs. Louisiana Tech | Dallas, Texas | ESPN |
| Fri., Dec. 26, 4:30 p.m. | Quick Lane Bowl | Rutgers vs. North Carolina | Detroit, Mich. | ESPN |
| Fri., Dec. 26, 8 p.m. | Bitcoin St. Petersburg Bowl | N.C. State vs. UCF | St. Petersburg, Fla. | ESPN |
| Sat., Dec. 27, 1 p.m. | Military Bowl presented by Northrop Grumman | Cincinnati vs. Virginia Tech | Annapolis, Md. | ESPN |
| Sat., Dec. 27, 2 p.m. | Hyundai Sun Bowl | Arizona State vs. Duke | El Paso, Texas | CBS |
| Sat., Dec. 27, 3:30 p.m. | Duck Commander Independence Bowl | Miami (Fla.) vs. South Carolina | Shreveport, La. | ABC |
| Sat., Dec. 27, 4:30 p.m. | New Era Pinstripe Bowl | Boston College vs. Penn State | Bronx, N.Y. | ESPN |
| Sat., Dec. 27, 8 p.m. | National University Holiday Bowl | Nebraska vs. USC | San Diego, Calif. | ESPN |
| Mon., Dec. 29, 2 p.m. | AutoZone Liberty Bowl | Texas A&M vs. West Virginia | Memphis, Tenn. | ESPN |
| Mon., Dec. 29, 5:30 p.m. | Russell Athletic Bowl | Oklahoma vs. Clemson | Orlando, Fla. | ESPN |
| Mon., Dec. 29, 9 p.m. | Advocare V100 Texas Bowl | Arkansas vs. Texas | Houston, Texas | ESPN |
| Tue., Dec. 30, 3 p.m. | Franklin American Mortgage Music City Bowl | Notre Dame vs. LSU | Nashville, Tenn. | ESPN |
| Tue., Dec. 30, 6:30 p.m. | Belk Bowl | Georgia vs. Louisville | Charlotte, N.C. | ESPN |
| Tue., Dec. 30, 10 p.m. | Foster Farms Bowl | Maryland vs. Stanford | Santa Clara, Calif. | ESPN |
| Wed., Dec. 31, 12:30 p.m. | Chick-fil-A Peach Bowl | Ole Miss vs. TCU | Atlanta, Ga. | ESPN |
| Wed., Dec. 31, 4 p.m. | VIZIO Fiesta Bowl | Boise State vs. Arizona | Glendale, Ariz. | ESPN |
| Wed., Dec. 31, 8 p.m. | Capital One Orange Bowl | Mississippi State vs. Georgia Tech | Miami Gardens, Fla. | ESPN |
| Thu., Jan. 1, 12 p.m. | Outback Bowl | Auburn vs. Wisconsin | Tampa, Fla. | ESPN2 |
| Thu., Jan. 1, 12:30 p.m. | Goodyear Cotton Bowl Classic | Michigan State vs. Baylor | Arlington, Texas | ESPN |
| Thu., Jan. 1, 1 p.m. | Buffalo Wild Wings Citrus Bowl | Missouri vs. Minnesota | Orlando, Fla. | ABC |
| Thu., Jan. 1, 5 p.m. | Rose Bowl Game presented by Northwestern Mutual | #3 Florida State vs. #2 Oregon | Pasadena, Calif. | ESPN |
| Thu., Jan. 1, 8:30 p.m. | Allstate Sugar Bowl | #4 Ohio State vs. #1 Alabama | New Orleans, La. | ESPN |
| Fri., Jan. 2, 12 p.m. | Lockheed Martin Armed Forces Bowl | Houston vs. Pittsburgh | Fort Worth, Texas | ESPN |
| Fri., Jan. 2, 3:20 p.m. | TaxSlayer Bowl | Iowa vs. Tennessee | Jacksonville, Fla. | ESPN |
| Fri., Jan. 2, 6:45 p.m. | Valero Alamo Bowl | Kansas State vs. UCLA | San Antonio, Texas | ESPN |
| Fri., Jan. 2, 10:15 p.m. | TicketCity Cactus Bowl | Washington vs. Oklahoma State | Tempe, Ariz. | ESPN |
| Sat., Jan. 3, 1 p.m. | Birmingham Bowl | East Carolina vs. Florida | Birmingham, Ala. | ESPN |
| Sun., Jan. 4, 9 p.m. | GoDaddy Bowl | Toledo vs. Arkansas State | Mobile, Ala. | ESPN |
| Mon., Jan. 12, 8:30 p.m. | College Football Playoff National Championship Game | Rose Bowl/Sugar Bowl winners | Arlington, Texas | ESPN |

Thomas A. Robinson National Stadium

The inaugural Popeyes Bahamas Bowl will be played in Nassau's state-of-the-art Thomas A. Robinson National Stadium, located in the Queen Elizabeth Sports Centre, on December 24, 2014.


The 15,000-seat stadium, a gift to The Bahamas from the People's Republic of China, was dedicated February 25, 2012 by former Prime Minister Hubert Ingraham in ceremonies witnessed by thousands of Bahamians. The original Thomas Robinson Stadium was built in 1981, and work on the new National Stadium at an adjacent site began in July 2009 at a cost of \$30 million.

The 190,452-square-foot facility features covered chairback seating on two sides, seating for disabled spectators, broadcast/coaches/game operations booths, a natural grass field for American football and soccer and an

IAAF-certified track surface. Renovations to the stadium, including a new track and auxiliary press area, were completed in May 2014.

Robinson National Stadium is named after Thomas Augustus Robinson, MBE. Robinson was the sole competitor for The Bahamas on the world stage for many years. He competed in four Olympic Games, starting in 1956 in Melbourne, followed by Rome in 1960, Tokyo in 1964 and Mexico City in 1968. He became the first Bahamian to win a medal in international competition, a Bronze Medal in the 100-meter dash in the 1957 West Indian Federation Games in Kingston, Jamaica. He was also a part of the 400-meter relay team which also won a bronze medal.

At the 1958 British Empire Games in Cardiff, Wales,





Robinson won a gold medal in the 220-yard dash and a silver in the 100-yard dash. He came back in the 1962 British Empire and Commonwealth Games to win a silver medal in the 100, a feat he repeated in the 1966 British Empire and Commonwealth Games. He also won a gold medal at the 1962 Central American and Caribbean Games.

Robinson won nine Big Ten Conference titles as a sprinter at the University of Michigan from 1959-61. He was inducted into Michigan's Hall of Honor in 1985 and the inaugural class of Michigan's Men's Track and Field Hall of Fame in 2006.

Discussions on the new stadium had begun some nine

years before, with Robinson himself chairing the initial and final committee on the stadium. Robinson died November 25, 2012, just two days after the celebration of his participation in the Melbourne Olympics and before he could see the facility that bears his name in use.

The facility has been the site for soccer – Tottenham Hotspur (English Premier League) vs. Jamaica international friendly May 23, 2013 – and track – the 42nd Carifta Games in 2013 and the 2014 IAAF World Relay Championships.

Robinson National Stadium's operations are overseen by general manager Jeffrey Beckles.

THOMAS A. ROBINSON NATIONAL STADIUM CAMPUS



ENTRANCES

- | | |
|-------------------|-------------------------|
| 1 - Teams | 3 - Media |
| 1 - Spirit Groups | 3 - ESPN Crew |
| 1a - VIPs | 4 - Officials |
| 2 - Spectators | 4 - Pre/Half Performers |
| 2 - Vendors | 5 - Pregame VIP Party |

PARKING

- | | | |
|-----------------|-------------------|--------------------|
| P1 - ABACO | P5 - EXUMA | P9 - RAGGED ISLAND |
| P2 - ACKLINS | P6 - GRAND BAHAMA | P10 - RUM CAY |
| P3 - CAT ISLAND | P7A&B - INAGUA | P11 - SAN SALVADOR |
| P4 - ELEUTHERA | P8 - MAYAGUANA | |



Giving Back to the Bahamas

The mission of the Popeyes Bahamas Bowl is “to promote the Islands of The Bahamas, and in turn, promote educational and athletic opportunities to the youth of The Bahamas through college football.”

That mission was realized during bowl week as the bowl hosted two events December 22 in Nassau to give back to the children of the Bahamas, thanks to the student-athletes, coaches and spirit groups of Central Michigan and WKU.

A group of student-athletes and spirit groups from WKU visited The Ranfurly Homes for Children. After over 50 years, the Ranfurly Homes for Children is still a place of hope for young Bahamians. The home is a haven, a learning ground, a place where warm memories take shape for boys and girls whose life circumstances may have otherwise taken them on a very different path.

The Ranfurly Homes provide a home for children who are displaced as a result of family problems, who have been abandoned, who are orphaned or whose primary care givers are deceased.

The current Ranfurly administration, led by president Alexandra Maillis-Lynch and administrator Alexander Roberts, has partnered with local and international organizations to further enhance the lives of Ranfurly residents. Future goals include funding for transitional housing for older residents, securing job opportunities and scholarships for outgoing residents and enhancing the current dormitory facilities at the home.



The Popeyes Bahamas Bowl announced that it will sponsor 10 children to live at the Ranfurly Homes.

Ranfurly recently received 501(c)(3) status, so donations from US citizens and companies are tax-deductable. For more information, visit RanfurlyHome.org.

Also on the same day, a group of student-athletes from Central Michigan and WKU traveled to the Roscow A.L. Davies Field near the

location of today’s game to conduct a Youth Football Leadership Clinic in conjunction with USA Football and the Bahamas American Football Federation.

With the help of the student-athletes of the two institutions and the BAFF, USA Football conducted its Heads Up Football FUNdamentals clinic, which introduces children to football by teaching basic skills in a FUN and energetic environment.

Certified clinicians use a series of drills to show passing, catching and running skills in a non-contact setting. All skills and drills selected are based on USA Football’s Player Progression Development Model, ensuring children are learning in an age-appropriate manner and creating an ideal atmosphere for FUN!

For more information on USA Football and its programs, visit usafootball.com.



FOR IMMEDIATE RELEASE: DECEMBER 17, 2014

CONTACT: CHRIS PIKA, POPEYES BAHAMAS BOWL DIRECTOR OF COMMUNICATIONS

EMAIL: CHRIS.PIKA@BAHAMASBOWL.COM; **CELL:** (678)-908-4853

ESPN'S STEVE LEVY, LOU HOLTZ, MARK MAY & LAURA RUTLEDGE TO CALL INAUGURAL POPEYES BAHAMAS BOWL "COLLEGE FOOTBALL FINAL" DUO OF HOLTZ/MAY JOIN VETERAN SPORTSCENTER ANCHOR LEVY

NASSAU, Bahamas – Veteran ESPN SportsCenter anchor and play-by-play announcer **Steve Levy** will call the action, *College Football Final* studio analysts **Lou Holtz** and **Mark May** will bring their extensive football acumen to the broadcast booth and **Laura Rutledge** will report from the sidelines for ESPN at the inaugural Popeyes Bahamas Bowl on December 24.

The group will call the game between the Central Michigan Chippewas (7-5) and the WKU Hilltoppers (7-5) in Thomas A. Robinson National Stadium at Noon ET on ESPN.

Steve Levy has been an anchor on SportsCenter since joining ESPN in August 1993. Along the way, he has also handled play-by-play on the NHL (1995–2005) on ESPN, ESPN2 and ABC Sports, college football on ESPN2 (1999–2002) and the NCAA Division I men's hockey semifinals and finals – "The Frozen Four" – in 1998 and '99. The versatile Levy has also served as the studio host for ESPN's NHL telecasts and co-hosted The NFL on ESPN Radio – previewing, reviewing and updating National Football League games all day on Sundays throughout the season.

Prior to joining ESPN, Levy's television experience included working at WCBS-TV in New York as a sports anchor/reporter (1992-93) and hosting Sports Desk on the Madison Square Garden Network (1989).

Levy began his television career at WTOP-TV in 1983 while an undergraduate at SUNY at Oswego. He worked at the station during his four years at Oswego State and was sports director there for two years (1986-87). Levy also called play-by-play for Oswego State's hockey team on WOCR-Radio.

Levy has had cameo appearances in six movies, starting in 1999 when he played himself in *Mystery, Alaska*, a story about a small town hockey team's big game against the New York Rangers. He has also appeared in *Fever Pitch*, *The Ringer*, *The Game Plan*, *Tooth Fairy* and *Parental Guidance*. In Spring 2013 he shot scenes for *Grudge Match*, featuring **Sylvester Stallone** and **Robert De Niro**, and *Million Dollar Arm*, with **John Hamm**.

Legendary football coach **Lou Holtz** joined ESPN as a studio and game analyst in 2004, after his second retirement as a coach. He is an analyst on ESPN's Saturday college football pregame, halftime and postgame studio coverage and *College Football Final* with host **Rece Davis** and fellow analyst **Mark May**, during which Holtz does a regular feature, "Dr. Lou." The trio also calls select ESPN and ESPN2 weekday games. In addition, Holtz is a regular contributor to SportsCenter.

Before coming to ESPN, Holtz served for as a commentator for CBS Sports for two seasons.

Holtz began his coaching career in 1960 as a graduate assistant at Iowa. He then moved on to assistant coaching positions at William & Mary, Connecticut, South Carolina and Ohio State. At Ohio State he coached for Woody Hayes in 1968, when they won the national championship.

-more-

LEVY, HOLTZ, MAY & RUTLEDGE TO CALL POPEYES BAHAMAS BOWL FOR ESPN – continued

In 1969, he would return to William & Mary as head coach. In 1972, Holtz became the head coach for the University of North Carolina.

After four seasons with North Carolina, Holtz was hired as the head coach of the NFL's New York Jets. After a year, though, Holtz returned to college football, where he succeeded Frank Broyles as the head coach at Arkansas. Next, after seven seasons with Arkansas, he headed to the University of Minnesota, where he would coach for two seasons.

In 1986, Holtz became the head coach at Notre Dame. In his decade with the Fighting Irish, he led Notre Dame to an undefeated season and a national championship in 1988.

In 1996, after 27 years of coaching, Holtz retired. But after two seasons as a CBS commentator, he returned to coach for six more seasons, this time at South Carolina.

Holtz retired with a career record of 249-132-7, which ranks him sixth all-time in victories. He has received such honors as Coach of the Year and has won national championships. Holtz has taken six schools to bowl games within two years of arriving as coach, including the only bowl game in William & Mary history. He has taken teams to 22 post-season bowl games in his career. Holtz is the only coach to lead four schools to top-20 finishes. He has written three *New York Times* best-sellers, including *The Fighting Spirit*, which tells the story of Notre Dame's 1988 championship season.

Mark May, a 2005 College Football Hall of Fame inductee and 13-year NFL veteran as an offensive lineman, serves as an analyst for ESPN and ESPN2 studio shows and select college football game telecasts.

May joined ESPN in 2001 after serving as an NFL game analyst for CBS Sports from 1998-2001. Prior to CBS Sports, May worked for Turner Sports (TNT and TBS) from 1995-99 as a studio and game analyst for college and pro football telecasts.

In 1994, he worked for WTAE Radio in Pittsburgh as the color commentator for University of Pittsburgh football games, the school where he starred as an offensive lineman. Also in 1994, May co-hosted a two-hour postgame show following Washington Redskins' games for WTEM Radio in Washington, D.C.

May was a first-round selection (20th overall) of the Washington Redskins in the 1981 NFL Draft. He played 10 years with the team where he was a starting offensive lineman – and a member of the famed “Hogs” offensive line – from 1982-90. While with the Redskins, May was a three-time Super Bowl participant, winning two championships, and played in the Pro Bowl following the 1988 season. In 1992, May was recognized as one of Washington's 70 Greatest Redskins. He also played with the San Diego Chargers in 1991 and retired after two seasons with the Arizona Cardinals (1992-93).

May, who attended the University of Pittsburgh, was consensus All-American, the Outland Trophy winner as the best offensive lineman in 1980 and had his jersey retired.

Laura Rutledge reported from the football sidelines for the new SEC Network in the 2014 season. In addition to her work for ESPN, she also is a freelance journalist for CNN in Atlanta.

For more information on the 2014 Popeyes Bahamas Bowl, visit **PopeyesBahamasBowl.com**.

POPEYES BAHAMAS BOWL

About The Popeyes Bahamas Bowl

The Popeyes Bahamas Bowl is a NCAA Football Bowl Subdivision (FBS) postseason bowl game that exists to promote the Islands of The Bahamas, and in turn, promote educational and athletic opportunities to the youth of The Bahamas through college football. The inaugural Popeyes Bahamas Bowl will take place in Nassau, Bahamas on December 24, 2014 in Thomas A. Robinson National Stadium between WKU from Conference USA and Central Michigan from the Mid-American Conference. The game will be televised nationally in the United States on ESPN and carried on ESPN Radio. For more information, including ticket and tour packages, visit **PopeyesBahamasBowl.com**.

Popeyes Bahamas Bowl Preview

BY CHRIS PIKA

One team scores an average of 44 points per game, the other is a top-20 defense. One team likes to keep the football in their hands for as long as possible, the other likes their chances with the ball at the end of the game.

Such is the contrast of styles in the inaugural Popeyes Bahamas Bowl as Central Michigan takes on WKU this afternoon in Nassau's Thomas A. Robinson National Stadium.

We already know the weather will be warm, the hospitality wonderful and the sunshine plentiful. What we will find out today is which style will win out and capture the first Football Bowl Subdivision postseason bowl game outside of the United States or Canada since 1937. Both teams are excited to be in the Bahamas, and that excitement should carry over to the play on the field.

Both teams come into the Popeyes Bahamas Bowl on a roll, as WKU has won four straight and Central Michigan has wins in five of the last seven games and three of the last four contests.

This will also be a rematch of the 2012 Little Caesars Pizza Bowl game that Central Michigan won 24-21 – the only previous meeting between the schools and the last bowl game appearance for either team until today's contest.

For WKU, the Hilltoppers' prolific offense under head coach Jeff Brohm (7-5 in one season as a college coach/WKU) has scored 50 or more points in six games, including 60 or more in two contests, capped off by a 67-66 overtime road victory over a ranked Marshall team in the final regular season game. WKU is especially deadly in the red zone, as the Hilltoppers have converted 67 percent of their drives inside the opponents' 20-yard line into touchdowns.

WKU boasts the 2014 Conference USA Most Valuable Player in quarterback Brandon Doughty. Doughty leads the FBS with 4,344 yards and 44 touchdowns, averaging 362 passing yards per game (second in FBS) as he has completed 67.5 percent of his passes, a rate that leads C-USA teams. He received a sixth year of eligibility from the NCAA just after the Hilltoppers accepted the Popeyes Bahamas Bowl bid due to injuries he suffered in 2011 and 2012.

Five WKU receivers have more than 30 catches, led by junior Jared Dangerfield with 64 receptions for 738 yards and 10 touchdowns. WKU can run the ball, too, as junior running back Leon Allen has 259 carries for 1,490 yards and 12 TD.

The Hilltopper defense has been stout in the red zone. WKU is the only team in FBS with four defensive touchdowns of 80 yards or more (the four longest plays of the year for the team), and the Hilltoppers have five defensive touchdowns in 2014, including three from redshirt junior Wonderful Terry.



Thomas Rawls

CMU STAT LEADERS

| PASSING | COMP | ATT | YDS | TD |
|-------------|------|------|------|----|
| C. Rush | 215 | 337 | 2664 | 20 |
| RUSHING | CAR | YDS | AVG | TD |
| T. Rawls | 210 | 1103 | 5.3 | 10 |
| D. Spalding | 65 | 359 | 5.5 | 4 |
| RECEIVING | REC | YDS | AVG | TD |
| T. Davis | 54 | 843 | 15.6 | 9 |
| J. Kroll | 32 | 473 | 14.8 | 4 |



Junior linebacker Nick Holt leads WKU in total tackles with 103, including seven for loss. Redshirt sophomore Branden Leston leads the Hilltoppers with four interceptions.

Central Michigan, under head coach Dan Enos (26-35 in five seasons overall and at Central Michigan), has the strongest defensive unit in the MAC. The Chippewas led the conference in total defense (331.2 yards per game), rushing defense (119.8 yards per game), passing defense (211.4 yards per game), interceptions (24) and were second in the conference in scoring defense (23.2 points per game).

CMU also had a knack for controlling the clock as the Chippewas lead the MAC and are eighth in the FBS in average time of possession (33:27 per game) and had two games with more than 40 minutes of offensive possession time.

Central Michigan sophomore quarterback Cooper Rush has completed 63 percent of his passes for 2,664 yards and 20 touchdowns. He spreads out the football as the Chippewas' receiving corps has nine players with 10 or more catches.

Rush's favorite receiver is senior Titus Davis, who has 54 receptions for 843 yards and nine touchdowns. Davis was named to the first-team All-MAC squad for the second-consecutive season as part of a MAC-most five first-team selections for the Chippewas. He is CMU's all-time leader in TD receptions with 33, and is the first player in FBS history to catch at least eight TD passes in each of his four collegiate seasons.

Senior Thomas Rawls leads the Chips in rushing yards with 210 carries for 1,103 yards and 10 touchdowns.

On defense, CMU senior linebacker and first-team All-MAC performer Justin Cherocci leads Central Michigan with 107 total tackles and is tied for the team lead with four sacks. Sophomore safety Tony Annesse tied for the team lead with junior cornerback Brandon Greer with three interceptions and paced the Chips with 10 pass breakups.

Which style ultimately wins out today? Stay tuned.



Brandon Doughty



WKU STAT LEADERS

| PASSING | COMP | ATT | YDS | TD |
|------------|------|-----|------|----|
| B. Doughty | 344 | 510 | 4344 | 44 |

| RUSHING | CAR | YDS | AVG | TD |
|----------|-----|------|-----|----|
| L. Allen | 259 | 1490 | 5.8 | 12 |
| A. Wales | 68 | 423 | 6.2 | 4 |

| RECEIVING | REC | YDS | AVG | TD |
|----------------|-----|-----|------|----|
| T. Taylor | 44 | 739 | 16.8 | 7 |
| J. Dangerfield | 64 | 738 | 11.5 | 10 |



CENTRAL MICHIGAN (7-5, 5-3 MAC) vs. WKU (7-5, 4-4 C-USA)

Wednesday, Dec. 24, 2014 • Noon (ET) • ESPN • Nassau, Bahamas • Thomas A. Robinson National Stadium

2014 CENTRAL MICHIGAN (7-5, 5-3 MAC)

| | | |
|------------------|--------------------------------|----------|
| AUGUST | | |
| 28 | Chattanooga | W, 20-16 |
| SEPTEMBER | | |
| 6 | at Purdue | W, 38-17 |
| 13 | Syracuse | L, 3-40 |
| 20 | at Kansas | L, 10-24 |
| 27 | at Toledo* | L, 28-42 |
| OCTOBER | | |
| 4 | Ohio* | W, 28-10 |
| 11 | at Northern Illinois* | W, 34-17 |
| 18 | Ball State* | L, 29-32 |
| 25 | at Buffalo* | W, 20-14 |
| NOVEMBER | | |
| 1 | at Eastern Michigan* | W, 38-7 |
| 15 | Miami* | W, 34-27 |
| 22 | Western Michigan* | L, 20-32 |
| DECEMBER | | |
| 24 | vs. WKU (Popeyes Bahamas Bowl) | |

2014 WKU (7-5, 4-4 C-USA)

| | | |
|------------------|---|-----------------|
| AUGUST | | |
| 29 | Bowling Green | W, 59-31 |
| SEPTEMBER | | |
| 6 | at Illinois | L, 34-42 |
| 13 | at Middle Tennessee* | L, 47-50 (3 ot) |
| 27 | at Navy | W, 36-27 |
| OCTOBER | | |
| 4 | UAB* | L, 39-42 |
| 11 | at Florida Atlantic* | L, 38-45 |
| 25 | Old Dominion* | W, 66-51 |
| NOVEMBER | | |
| 1 | at Louisiana Tech* | L, 10-59 |
| 8 | UTEP* | W, 35-27 |
| 15 | Army | W, 52-24 |
| 22 | UTSA* | W, 45-7 |
| 28 | at Marshall* | W, 67-66 (ot) |
| DECEMBER | | |
| 24 | vs. Central Michigan (Popeyes Bahamas Bowl) | |

Site Thomas A. Robinson National Stadium
 Capacity 15,000
 Surface Grass
 TV ESPN
 Radio ESPN | Sirius TBA | XM TBA
 Twitter @TheBahamasBowl
 Series Record CMU leads 1-0
 In Bowl Games CMU leads 1-0
 Last Meeting12/26/12 (CMU 24, WKU 21)



CMU
 Nickname Chippewas
 2014 Record 7-5
 Head Coach Dan Enos
 Record at CMU (Yrs.) 26-35 (5th)



WKU
 Nickname Hilltoppers
 2014 Record 7-5
 Head Coach Jeff Brohm
 Record at WKU (Yrs.) 7-5 (1st)

THE SERIES

» The inaugural Popeyes Bahamas Bowl will mark the second meeting between Central Michigan and WKU. The teams first met in the 2012 Little Caesars Pizza Bowl in Detroit. The December 26, 2012 game was won by Central Michigan 24-21 on a 11-yard TD pass from Ryan Radcliff to Cody Wilson with 5:11 left in the game.

THE COACHES

» **DAN ENOS** is in his fifth season as the Central Michigan head coach and has a 26-35 overall & CMU record. Enos led the Chippewas to a 7-6 record in 2012 and a victory over WKU in the Little Caesars Pizza Bowl in CMU's last bowl appearance until the 2014 Popeyes Bahamas Bowl. He was a four-year letterwinner and a two-year starter (1989-90) at quarterback at Michigan State.

» **JEFF BROHM** is in his first season as the head coach at WKU and has a 7-5 record. Prior to taking the Hilltoppers' job, Brohm was the assistant head coach/offensive coordinator at WKU in 2013 as part of an 11-year career as a college assistant coach. A three-year starter at quarterback at Louisville (1991-93), Brohm played in the NFL from 1994-2000 with San Diego, San Francisco, Tampa Bay, Denver and Cleveland.

TEAM STATISTICAL COMPARISON

| Central Michigan (7-5, 5-3 MAC) | | | | | WKU (7-5, 4-4 C-USA) | | | | | 2014 NCAA TEAM RANKS (as of Dec. 14) | | | | | |
|---------------------------------|------------|---------|------|-------|---------------------------|------------------|------------|------|------|--------------------------------------|-----------|----------------------------|-------|------|-------|
| TEAM STATISTICS | CMU | OPP | | | TEAM STATISTICS | WKU | OPP | | | Category | CMU | WKU | | | |
| Points/Game | 25.2 | 23.2 | | | Points/Game | 44.0 | 39.2 | | | Total Offense | 80 | 6 | | | |
| First Downs | 259 | 218 | | | First Downs | 321 | 311 | | | Rushing Offense | 67 | 66 | | | |
| Rushing/Game | 158.7 | 119.8 | | | Rushing/Game | 160.2 | 229.7 | | | Passing Offense | 71 | 3 | | | |
| Passing/Game | 222.0 | 211.4 | | | Passing/Game | 365.0 | 272.2 | | | Passing Efficiency | 33 | 6 | | | |
| Total Offense/Game | 380.7 | 331.2 | | | Total Offense/Game | 525.2 | 501.8 | | | Scoring Offense | 87 | 6 | | | |
| Fumbles-Lost | 21-14 | 16-6 | | | Fumbles-Lost | 15-6 | 20-10 | | | Total Defense | 16 | 120 | | | |
| Pen./Yds per Game | 62/42.9 | 62/43.0 | | | Pen./Yds per Game | 67/53.2 | 76/55.5 | | | Rushing Defense | 18 | 113 | | | |
| Time of Possession | 33:28 | 26:32 | | | Time of Possession | 28:10 | 31:50 | | | Passing Yards Allowed | 42 | 114 | | | |
| | | | | | | | | | | Passing Efficiency Def. | 47 | 117 | | | |
| | | | | | | | | | | Scoring Defense | 32 | t-119 | | | |
| INDIVIDUAL LEADERS | | | | | INDIVIDUAL LEADERS | | | | | Turnover Margin | | | t-104 | t-32 | |
| RUSHING | Att | Net | Avg | TD | YPG | RUSHING | Att | Net | Avg | TD | YPG | 3rd Down Conversion % | | 42 | 8 |
| Rawls | 210 | 1103 | 5.3 | 10 | 122.6 | Allen | 259 | 1490 | 5.8 | 12 | 124.2 | 4th Down Conversion % | | t-93 | t-107 |
| Spalding | 65 | 359 | 5.5 | 4 | 35.9 | Wales | 68 | 423 | 6.2 | 4 | 42.3 | 3rd Down Conversion % Def. | | 50 | 119 |
| PASSING | C-A-I | Pct. | TD | YPG | | PASSING | C-A-I | Pct. | TD | YPG | | 4th Down Conversion % Def. | | t-51 | 81 |
| Rush | 215-337-12 | .638 | 20 | 222.0 | | Doughty | 344-510-10 | .675 | 44 | 362.0 | | Red Zone Offense | | t-63 | t-13 |
| RECEIVING | Rec | Yds | Avg | TD | YPG | RECEIVING | Rec | Yds | Avg | TD | YPG | Red Zone Defense | | t-58 | 21 |
| Davis | 54 | 843 | 15.6 | 9 | 93.7 | Dangerfield | 64 | 738 | 11.5 | 10 | 61.5 | Net Punting | | 121 | 106 |
| Kroll | 32 | 473 | 14.8 | 4 | 39.4 | McNeal | 51 | 511 | 10.0 | 7 | 42.6 | Punt Returns | | 117 | 63 |
| DEFENSE | U-A-TT | TFL | Int. | PBU | | DEFENSE | U-A-TT | TFL | Int. | PBU | | Kickoff Returns | | 90 | 49 |
| Cherocci | 55-52-107 | 7.0 | 0 | 0 | | Holt | 59-44-103 | 7.0 | 0 | 3 | | First Downs Defense | | t-20 | 119 |
| Annesse | 46-19-65 | 3.0 | 3 | 10 | | D. Brown | 49-22-71 | 6.5 | 0 | 1 | | Fewest Penalties Per Game | | t-35 | 51 |
| | | | | | | | | | | | | Time of Possession | | 8 | 107 |



POPEYESBAHAMASBOWL.COM

**CENTRAL MICHIGAN CHIPPEWAS DEPTH CHART**

| OFFENSE | | | | | DEFENSE | | | | | SPECIAL TEAMS | | | | | | | |
|-----------|----|-------------------|------|-----|---------|-------------|----|-------------------|------|---------------|-------|------------|----|-------------------|------|-----|-----|
| LT | 77 | RAMADAN AHMETI | 6-7 | 300 | Jr. | LE | 45 | JOE OSTMAN | 6-3 | 250 | So. | P | 17 | RON COLUZZI | 5-11 | 185 | So. |
| | 76 | Jack Ford | 6-7 | 301 | r-Fr. | | 90 | Chris Kantzavelos | 6-3 | 274 | r-Fr. | | 87 | Matt Mills | 6-3 | 200 | Jr. |
| LG | 66 | ANDY PHILLIPS | 6-3 | 306 | Sr. | -or- | 30 | Mitch Stanitzek | 6-4 | 240 | Fr. | K | 96 | BRIAN EAVEY | 6-2 | 196 | So. |
| | 79 | Austin Doan | 6-4 | 305 | r-Fr. | NT | 58 | LETERRIUS WALTON | 6-5 | 300 | Sr. | | 17 | Ron Coluzzi | 5-11 | 185 | So. |
| C | 54 | NICK BEAMISH | 6-3 | 310 | Jr. | | 95 | Shafer Johnson | 6-1 | 320 | Jr. | KO | 17 | RON COLUZZI | 5-11 | 185 | So. |
| | 67 | J.P. Quinn | 6-4 | 300 | r-Fr. | DT | 52 | JABARI DEAN | 6-2 | 295 | So. | | 96 | Brian Eavey | 6-2 | 196 | So. |
| RG | 75 | KENNY ROGERS | 6-6 | 310 | Jr. | | 98 | Kelby Latta | 6-4 | 312 | So. | H | 87 | MATT MILLS | 6-3 | 200 | Jr. |
| | 63 | Connor Collins | 6-3 | 300 | So. | DE | 2 | BLAKE SERPA | 6-3 | 255 | Jr. | | 7 | Cody Kater | 6-3 | 220 | Sr. |
| RT | 60 | KEVIN HENRY | 6-4 | 306 | Sr. | | 56 | Louis Palmer | 6-2 | 265 | Jr. | SNP | 92 | MIKE ZENK | 6-3 | 250 | Jr. |
| | 74 | Derek Edwards | 6-5 | 305 | r-Fr. | MIKE | 46 | JUSTIN CHEROCCI | 6-0 | 231 | Sr. | | 61 | Nick Adams | 5-10 | 230 | Sr. |
| QB | 10 | COOPER RUSH | 6-3 | 220 | So. | | 42 | Nathan Ricketts | 6-3 | 232 | Jr. | PR | 7 | AMARI COLEMAN | 5-10 | 180 | Fr. |
| | 7 | Cody Kater | 6-3 | 220 | Sr. | -or- | 32 | Jeff Perry | 6-2 | 227 | r-Fr. | | 6 | Saylor Lavallii | 5-9 | 213 | Jr. |
| RB | 34 | THOMAS RAWLS | 5-10 | 217 | Sr. | SAM | 51 | CODY LOPEZ | 6-1 | 228 | Sr. | KR | 7 | AMARI COLEMAN | 5-10 | 180 | Fr. |
| -or- | 6 | SAYLOR LAVALLII | 5-9 | 213 | Jr. | -or- | 43 | TIM HAMILTON | 6-1 | 233 | Jr. | | 85 | COURTNEY WILLIAMS | 6-1 | 212 | Sr. |
| -or- | 27 | MARTEZ WALKER | 5-8 | 198 | So. | ST | 10 | KEVIN KING | 5-10 | 194 | Sr. | | 27 | Martez Walker | 5-8 | 198 | So. |
| -or- | 25 | DEVON SPALDING | 5-11 | 200 | Fr. | | 19 | Tyree Waller | 6-1 | 220 | r-Fr. | | 25 | Devon Spalding | 5-11 | 200 | Fr. |
| FB | 44 | ANTHONY GARLAND | 6-1 | 230 | Sr. | DS | 29 | JARRET CHAPMAN | 6-0 | 200 | Sr. | | | | | | |
| | 40 | Joe Bacci | 6-1 | 243 | So. | -or- | 5 | KAVON FRAZIER | 6-0 | 213 | Jr. | | | | | | |
| TE | 33 | MIKE KINVILLE | 6-3 | 255 | Sr. | | 24 | Jordan Fields | 5-11 | 190 | So. | | | | | | |
| -or- | 89 | BEN MCCORD | 6-4 | 248 | Jr. | CS | 18 | TONY ANNESE | 6-1 | 205 | So. | | | | | | |
| -or- | 15 | DEON BUTLER | 6-3 | 242 | Sr. | | 8 | Winslow Chapman | 6-0 | 200 | So. | | | | | | |
| | 86 | Zach Crouch | 6-5 | 245 | r-Fr. | FC | 4 | BRANDON GREER | 6-1 | 203 | Jr. | | | | | | |
| X | 88 | JESSE KROLL | 6-3 | 214 | Jr. | | 28 | Dennis Nalor | 6-0 | 185 | Sr. | | | | | | |
| -or- | 85 | COURTNEY WILLIAMS | 6-1 | 212 | Sr. | BC | 14 | JASON WILSON | 6-0 | 185 | Sr. | | | | | | |
| | 3 | Mark Chapman | 6-0 | 185 | r-Fr. | | 36 | Josh Cox | 5-11 | 195 | r-Fr. | | | | | | |
| Z | 84 | TITUS DAVIS | 6-2 | 190 | Sr. | -or- | 16 | Stefon Armstead | 5-10 | 175 | Jr. | | | | | | |
| | 80 | Anthony Rice | 6-0 | 184 | So. | | | | | | | | | | | | |

**WKU HILLTOPPERS DEPTH CHART**

| OFFENSE | | | | | DEFENSE | | | | | SPECIAL TEAMS | | | | | | | |
|-----------|----|-------------------|------|-----|---------|-----------|----|-----------------------|------|---------------|-------|------------|----|--------------------|------|-----|-------|
| WR | 21 | JARED DANGERFIELD | 6-3 | 200 | r-Jr. | DE | 58 | DERIK OVERSTREET | 6-2 | 250 | Fr. | PK | 56 | GARRETT SCHWETTMAN | 5-11 | 160 | Jr. |
| | 13 | Antwane Grant | 6-1 | 195 | Jr. | | 16 | TJ Smith | 6-2 | 240 | Sr. | | 15 | Joseph Occhipinti | 6-3 | 190 | So. |
| LT | 76 | FORREST LAMP | 6-4 | 296 | r-So. | DT | 98 | DEVANTE TERRELL | 6-0 | 295 | r-So. | KO | 39 | MIKE MUGLER | 5-10 | 185 | r-Sr. |
| | 75 | Jimmie Sims | 6-5 | 285 | r-Fr. | | 92 | Ge'Monee Brown | 6-2 | 305 | Jr. | PR | 81 | KYLEN TOWNER | 5-9 | 180 | r-Fr. |
| LG | 51 | BRANDON RAY | 6-3 | 285 | r-Fr. | DT | 94 | BRYAN SHORTER | 6-2 | 285 | r-Jr. | | 10 | Willie McNeal | 5-10 | 180 | r-Sr. |
| | 79 | Joe Manley | 6-6 | 320 | r-So. | | 93 | Demarcus Glover | 6-4 | 270 | So. | H | 12 | BRANDON DOUGHTY | 6-3 | 210 | r-Sr. |
| C | 67 | DERRICK STARK | 6-2 | 295 | r-Sr. | DE | 88 | GAVIN ROCKER | 6-2 | 240 | r-Jr. | | 9 | Nelson Fishback | 6-2 | 215 | Jr. |
| | 51 | Brandon Ray | 6-3 | 285 | r-Fr. | | 59 | Tanner Reeves | 6-4 | 230 | r-Fr. | KOR | 81 | KYLEN TOWNER | 5-9 | 180 | r-Fr. |
| RG | 62 | DARRELL WILLIAMS | 6-6 | 310 | r-So. | LB | 31 | TERRAN WILLIAMS | 6-2 | 222 | Sr. | | 10 | Willie McNeal | 5-10 | 180 | r-Sr. |
| | 67 | Derrick Stark | 6-2 | 295 | r-Sr. | | 9 | Daqual Randall | 6-0 | 245 | Jr. | P | 15 | JOSEPH OCCHIPINTI | 6-3 | 190 | So. |
| RT | 52 | CAM CLEMMONS | 6-6 | 305 | r-Sr. | LB | 10 | NICK HOLT | 6-1 | 230 | r-Jr. | SNP | 47 | NOLAN DOWLING | 6-3 | 206 | r-So. |
| | 69 | Matt Nord | 6-6 | 309 | r-So. | | 54 | Daeshawn Bertram | 6-0 | 220 | r-Fr. | | | | | | |
| WR | 10 | WILLIE MCNEAL | 5-10 | 180 | r-Sr. | LB | 17 | DEJON BROWN | 6-3 | 235 | Jr. | | | | | | |
| | 6 | Joel German | 6-0 | 185 | r-Sr. | | 6 | Devante Duclos | 6-1 | 220 | So. | | | | | | |
| WR | 2 | TAYWAN TAYLOR | 6-1 | 190 | So. | CB | 19 | CAM THOMAS | 6-1 | 190 | r-Sr. | | | | | | |
| | 15 | Nicholas Norris | 5-10 | 175 | So. | | 22 | Forrest Coleman | 6-2 | 185 | Jr. | | | | | | |
| QB | 12 | BRANDON DOUGHTY | 6-3 | 210 | r-Sr. | S | 45 | BRANDEN LESTON | 6-3 | 215 | r-So. | | | | | | |
| | 9 | Nelson Fishback | 6-2 | 215 | Jr. | | 38 | Ricardo Singh | 5-11 | 190 | r-Sr. | | | | | | |
| RB | 33 | LEON ALLEN | 6-0 | 235 | Jr. | S | 8 | MARCUS WARD | 6-3 | 220 | So. | | | | | | |
| | 20 | Anthony Wales | 5-10 | 190 | r-So. | | 14 | Juwan Gardner | 6-1 | 200 | r-Fr. | | | | | | |
| TE | 80 | MITCHELL HENRY | 6-4 | 245 | Sr. | CB | 30 | PRINCE CHARLES IWORAH | 5-11 | 193 | r-Jr. | | | | | | |
| | 86 | Tim Gorski | 6-7 | 253 | r-Jr. | | 5 | Wonderful Terry | 5-10 | 180 | Jr. | | | | | | |
| | 82 | Tyler Higbee | 6-5 | 233 | r-Jr. | | | | | | | | | | | | |



Central Michigan University

Central Michigan University is a nurturing institution that fosters the transformative power of advanced learning. From its roots as a teachers' college, CMU has grown to offer nationally acclaimed programs in areas ranging from the health professions and engineering to business and communications.

CMU's student and faculty researchers help preserve the earth's resources, discover new ways to treat diseases, advance innovative ways to improve teaching and learning methods, and much more.

Central Michigan University is among the nation's 100 largest public universities with more than 20,000 students on its Mount Pleasant campus and another 7,000 enrolled online and at 50 locations across North America. CMU offers more than 200 academic programs at the undergraduate, master's, specialist and doctoral levels.

In addition, CMU has established the nation's 137th College of Medicine to address a growing shortage of primary care physicians in Michigan. The inaugural class of 64 students began its studies in August 2013.

Central opened its doors on September 13, 1892, as the Central Michigan Normal School and Business Institute, with classes in teaching, business and stenography. In 1895, the Michigan State Board of Education assumed control of the school, which had grown to 135 students, renaming it Central Michigan Normal School.

Prior to World War II, the school's name changed again — first to Central State Teachers College, then to Central Michigan College of Education — while enrollment rose to more than 1,800 students. In 1955, another name change, to Central Michigan College, reflected the diversification in course offerings beyond education. Then, on June 1, 1959, with an enrollment of 4,500 students, Central became Central Michigan University, a designation representing further growth in the complexity of the school's academic programs.

CMU is a university where students, faculty, staff and alumni learn to pursue excellence. To live with compassion. To be leaders. Fire Up Chips!

Mount Pleasant

Mount Pleasant, the county seat of Isabella County, was established in 1831. The population of Isabella County is roughly 68,000 with Mt. Pleasant, the biggest city at a population of 27,000. Top employers include Central Michigan University, Soaring Eagle Casino and Resort, McClaren Central Michigan, Bandit Industries, Morbark, and Delfield. Over the years, the Mt. Pleasant area has experienced several changes that have come to make it the great community that it is today.

There are more than 15 local parks in Mount Pleasant, which provide an abundance of opportunities for picnicking, swimming, biking, hiking, sledding, cross country skiing, and more. Golf enthusiasts can enjoy a dozen local courses within a 30-minute drive of the city. Mount Pleasant's Native American heritage and rich history, together with the splendor of the area's natural attractions, give visitors a wide variety of things to see and enjoy. Isabella County features over 1,000 farms averaging 193 acres in size. Farms range from dairy farms and livestock farms, to vegetables and organic farms.

Athletics

Central Michigan is a member of the Mid-American Conference and has won 89 conference championships since joining the MAC in 1975. CMU's wrestling and gymnastics programs have been especially dominant as both teams have won 15 titles. In football, the Chippewas have captured seven crowns (1979, 1980, 1990, 1994, 2006, 2007 and 2009).

The Chippewas have also been successful in the classroom. Both the soccer and field hockey programs have held the nation's top team GPA in the five years. Central Michigan also earned the Mid-American Conference's inaugural Cartwright Award after the 2008-09 academic year as the league's top overall institution, capturing the annual honor given to the program that most exemplifies excellence in academics, athletics and citizenship.

Central Michigan Football won the NCAA Division II national title in 1974 by defeating Delaware, 54-14. CMU has also been national runner-up twice. In 1958, the men's swimming and diving team was runner-up to North Central College at the second annual NAIA national meet.



Warriner Mall at CMU



George Ross

President

Dr. George E. Ross, appointed the fourteenth president of Central Michigan University on March 1, 2010, believes in the transformative power of education on individual lives and the future of our communities, state and nation.

With a powerful focus on students, Dr. Ross leads the fourth largest public university in Michigan and one of the 100 largest in America. CMU opened in 1892 offering teaching and business degrees and has since evolved to become a leading public university with a strong liberal arts focus, known as well for its excellence in health sciences, science, technology, engineering and math programs.

CMU in January 2017 will open a \$95 million Biosciences Building being constructed with state, private and university funds. The university has nationally recognized programs in physical therapy, audiology, speech-language pathology and athletic training. Its undergraduate neuroscience program is ranked No. 1 in America and its 10-year-old undergraduate engineering program has become one of the nation's top 100. CMU is considered a leading Great Lakes research institution, directing a \$10 million grant from the Environmental Protection Agency.

Under Dr. Ross' direction, CMU opened America's 137th college of medicine in 2013 with a distinctive mission to prepare physicians desperately needed to serve rural and medically underserved communities. The university's business college is the North American leader in information systems, with more CMU students earning their SAP TERP10 certification than students from the second-, third- and fourth-most successful universities combined. Likewise, CMU sales students have ranked top in the nation two years in a row.

CMU has an acclaimed Global Campus that serves more than 7,000 students across the nation at nearly 50 remote locations and online. CMU's online undergraduate programs are ranked No. 1 in the nation.

Dr. Ross has led CMU through an extensive strategic planning process and a massive campus master planning effort to prepare for the next decade and beyond. He has championed a successful shared governance and communications effort that is now in its third year, and he rallied the university community as a whole to address the effect of Michigan's declining high school population on enrollment.

Dr. Ross and his wife, Elizabeth, have two adult daughters, Roshanda and Joronda.



Dave Heeke

Athletic Director

Dave Heeke has instilled his vision of a "Championship Culture" at Central Michigan University.

Athletic success, academic excellence, national media exposure, record fund-raising and a commitment to facilities have defined Heeke's tenure as CMU's director of athletics.

Under Heeke's guidance, Central Michigan athletics attained new heights of success during the 2012-13 seasons. Six teams - football, soccer, women's basketball, wrestling, gymnastics, and softball - qualified for the NCAA postseason. The football team made its fifth bowl appearance in the last seven years, winning the Little Caesars Pizza Bowl in Detroit in front of a national television audience. The soccer program became the first in MAC history to earn an at-large bid to the NCAA Tournament. Women's basketball claimed a third-straight 20-plus win season, a Mid-American Conference Tournament title and the program's first NCAA Tournament appearance in 29 years. Gymnastics advanced to the NCAA Regionals for the fifth straight year, earning its fourth consecutive MAC championship along the way. Overall, Central Michigan finished 88th in the Learfield Sports' Directors Cup, second best in the Mid-American Conference.

In April, the CMU football program captured the national spotlight once again, as offensive tackle Eric Fisher made history when he was selected No. 1 overall in the NFL Draft by the Kansas City Chiefs.

Facility upgrades and renovations for all sports have been staples under Heeke's leadership. Highlighting his efforts is the ongoing capital campaign to fund the new CMU Events Center, which opened December 1, 2010. The \$22.5 million project includes a complete renovation of the arena in the Rose Center, as well as the addition of a dynamic entryway and new practice facilities for basketball, volleyball and wrestling.

Heeke was introduced as the Chippewas' athletics director at a press conference Dec. 8, 2005, and took over the reins on Jan. 16, 2006. He replaced Herb Deromedi who retired after 11 years as athletics director and 38-plus years of total service to the university.

Heeke and his wife, Liz, have three boys, Ryan, Max and Zach.





Dan Enos

Head Coach

Central Michigan Football head coach Dan Enos is in his fifth season in charge of the Chippewas.

The Chippewas went 7-5 this season with marquee victories at Purdue and Northern Illinois. The win at NIU snapped the Huskies' 28-game home win streak, and their 24-game regular-season MAC win streak.

The Chippewas were led by eight All-MAC selections, the highest total in Enos' tenure. CMU has a MAC-high five players named to the first team: wide receiver Titus Davis, offensive linemen Nick Beamish and Andy Phillips, linebacker Justin Cherocci, and defensive lineman Leterrius Walton.

In 2013, Dan Enos' fourth year at the helm of the Chippewa program, Central Michigan battled through adversity to win six games, including five in conference play, capture the Michigan MAC Trophy, and bring the Victory Cannon back home to Mount Pleasant.

Four Chippewas received All-MAC recognition in 2013 — receiver Titus Davis (first team), guard Andy Phillips (second third) and linebackers Shamari Benton (third team) and Justin Cherocci (third team). Davis led the MAC in yards per catch (18.2), while Cherocci was the conference's top tackler with 121 total stops.



Enos' 2012 Chippewas won seven games overall, including four of their last five in the regular season, all in MAC play, to earn the program's fifth bowl bid in the last seven years. Central Michigan grabbed the national spotlight in week four, scoring nine points in the game's final 45 seconds to knock off Iowa on the road, 32-31, in thrilling, come-from-behind fashion. CMU punctuated 2012 with a 24-21 victory over Western Kentucky in the Little Caesars Pizza Bowl in Detroit.

Enos had five Chippewas earn All-MAC recognition in 2012 – offensive lineman Eric Fisher (first team), Tipton (second team), Addae (second team), Davis (second team), and receiver Cody Wilson (third team). Fisher also received All-America recognition, earning second team honors from SI.com and third team mention by the Associated Press.

One of Coach Enos' cornerstone messages to recruits and his players is that whatever you can dream, you can achieve at Central Michigan. The entire sports world witnessed the embodiment of that philosophy in April 2013 when Eric Fisher made history by becoming the highest NFL draft pick ever from CMU and Mid-American Conference when he was selected No. 1 overall by the Kansas City Chiefs.

Coaching Staff

Kyle Nystrom - Assistant Head Coach/Special Teams Coordinator

Joe Tumpkin - Defensive Coordinator

Morris Watts - Offensive Coordinator/Quarterbacks

Butch Barry - Offensive Line

Archie Collins - Defensive Backs

Gino Guidugli - Running Backs/Recruiting Coordinator

Sherrone Moore - Tight Ends

George Ricumstrict - Defensive Line

Mose Rison - Wide Receivers

Jay McDowell - Video Coordinator

Rick Perry - Strength and Conditioning

Ben Presnell - Coordinator of Recruiting and Player Personnel

Reed Schuitema - Director of Football Operations

Jesse Johnson - Graduate Assistant

JMichael Jonard - Graduate Assistant

Matt Losiniecki - Student Assistant

John Roberts - Quality Control

Todd Storm - Graduate Assistant

Justin Sweeney - Quality Control

Travis Wiltzius - Graduate Assistant





CENTRAL MICHIGAN ALPHABETICAL PLAYER ROSTER



61 · LS
NICK ADAMS
Crystal Lake, Ill.



77 · OL
RAMADAN AHMETI
Lansing, Mich.



68 · OL
DYLAN ANDERSON
West Bloomfield, Mich.



18 · DB
TONY ANNESE
Hartland, Mich.



11 · DB
TREVOR APSEY
Maple City, Mich.



16 · DB
STEFON ARMSTEAD
Southfield, Mich.



59 · OL
JOE AUSTIN
Bridgeport, Mich.



40 · FB
JOE BACCI
Romeo, Mich.



12 · DB
DAVID BASIRICO
Macomb, Mich.



54 · OL
NICK BEAMISH
Riverview, Mich.



46 · DE
NATE BRISSON-FAST
Ferndale, Mich.



15 · TE
DEON BUTLER
Detroit, Mich.



70 · OL
SHAKIR CARR
South Bend, Ind.



81 · TE
JONATHAN CARSON
Milwaukee, Wis.



29 · DB
JARRET CHAPMAN
Port Huron, Mich.




3 · WR
MARK CHAPMAN
Port Huron, Mich.



8 · DB
WINSLOW CHAPMAN
Port Huron, Mich.



46 · LB
JUSTIN CHEROCCI
Rochester Hills, Mich.



7 · DB
AMARI COLEMAN
Flint, Mich.



63 · OL
CONNOR COLLINS
Millington, Mich.




17 · K
RON COLUZZI
Naperville, Ill.




48 · TE
TYLER CONKLIN
Chesterfield, Mich.



37 · FB
CHRISTIAN CONLEY
Troy, Mich.



39 · LB
JADON COOK
Harper Woods, Mich.



12 · WR
ERIC COOPER
Flint, Mich.



65 · OL
ALEX COTY
South Bend, Ind.



36 · DB
JOSH COX
Warren, Mich.



86 · TE
ZACH CROUCH
Lowell, Mich.



97 · DT
KEVIN D'ARCY
Livonia, Mich.




38 · DB
CAMERON DAVIS
Grand Blanc, Mich.



84 · WR
TITUS DAVIS
Wheaton, Ill.



52 · DT
JABARI DEAN
Detroit, Mich.



79 · OL
AUSTIN DOAN
 Romeo, Mich.




96 · K
BRIAN EAVEY
 Grand Ledge, Mich.



74 · OL
DEREK EDWARDS
 Novi, Mich.



24 · DB
JORDAN FIELDS
 Grand Blanc, Mich.



44 · DB
ALEX FINE
 Lake Orion, Mich.



76 · OL
JACK FORD
 Cadillac, Mich.



31 · LB
MALIK FOUNTAIN
 Chicago, Ill.



5 · DB
KAVON FRAZIER
 Grand Rapids, Mich.



44 · RB
ANTHONY GARLAND
 Ferndale, Mich.



4 · DB
BRANDON GREER
 Dolton, Ill.



26 · RB
TRENT GRIMES
 Fenton, Mich.



43 · LB
TIM HAMILTON
 Bloomfield Hills, Mich.



60 · OL
KEVIN HENRY
 Morris, Ill.



87 · WR
CONNOR HOWARD
 Carmel, Ind.



49 · DE
LUKE IDONI
 Fenton, Mich.



95 · DT
SHAFER JOHNSON
 Southfield, Mich.



22 · RB
GARY JONES
 Allegan, Mich.




90 · DE
CHRIS KANTAVELOS
 Bartlett, Ill.



7 · QB
CODY KATER
 Montague, Mich.



37 · DB
OTIS KEARNEY
 Toms River, N.J.



73 · OL
BRANDON KEEN
 Waterford, Mich.



10 · DB
KEVIN KING
 Dearborn, Mich.



33 · TE
MIKE KINVILLE
 Northville, Mich.




72 · OL
JOE KOMEL
 Elburn, Ill.



88 · WR
JESSE KROLL
 Algoma, Wis.



93 · DE
DONNY KYRE
 Olivet, Mich.



13 · QB
RYAN LAMB
 Cardiff, Calif.



98 · DT
KELBY LATTA
 Battle Creek, Mich.



6 · RB
SAYLOR LAVALLII
 Mason, Mich.



51 · LB
CODY LOPEZ
 Plainfield, Ill.



99 · DT
JIMMY MCCARTHY
 Fishers, Ind.




89 · TE
BEN MCCORD
 Warren, Mich.



41 · DB
NEIL MCCULLY
 Belding, Mich.



87 · P
MATT MILLS
 Mount Pleasant, Mich.



9 · P
COOPER MOJSIEJENKO
 Bridgman, Mich.



28 · DB
DENNIS NALOR
 Miami, Fla.



21 · DB
DERRICK NASH
 Saginaw, Mich.



64 · DE
ALEX NEERING
 Essexville, Mich.



2 · QB
ZACH OAKLEY
 Osceola, Ind.



34 · DB
COLTON ODYKIRK
 Mount Pleasant, Mich.



45 · DE
JOE OSTMAN
St. Ignace, Mich.



56 · DE
LOUIS PALMER
Detroit, Mich.



32 · LB
JEFF PERRY
Morris, Ill.



66 · OL
ANDY PHILLIPS
Lansing, Mich.



67 · OL
J.P. QUINN
Naperville, Ill.



34 · RB
THOMAS RAWLS
Flint, Mich.



80 · WR
ANTHONY RICE
Mishawaka, Ind.



42 · LB
NATHAN RICKETTS
Holland, Mich.



19 · WR
JAY ROBERSON
Belleville, Mich.



75 · OL
KENNY ROGERS
Dimondale, Mich.



10 · QB
COOPER RUSH
Charlotte, Mich.



17 · WR
MARCUS SAMUELS
Riverview, Mich.



94 · DT
LANCE SANDERS
Chicago, Ill.




23 · WR
ANTHONY SCARCELLI
Marine City, Mich.



2 · DE
BLAKE SERPA
Sugar Grove, Ill.



11 · RB
MAURICE SHOEMAKER-GILMORE
Kankakee, Ill.



25 · RB
DEVON SPALDING
Westland, Mich.




30 · DE
MITCH STANITZEK
Grand Rapids, Mich.



55 · DT
MICHAEL STEINHAUER
Chelsea, Mich.



35 · FB
TREVOR THOMAS
Davison, Mich.



47 · FB
DOUG VAN ELSLANDER
Warren, Mich.



47 · TE
CLAY WALDERZAK
Standish, Mich.



27 · RB
MARTEZ WALKER
Orland Park, Ill.



19 · DB
TYREE WALLER
Ypsilanti, Mich.



58 · DT
LETERRIUS WALTON
Clinton Township, Mich.



85 · WR
COURTNEY WILLIAMS
Melvindale, Mich.



82 · WR
COREY WILLIS
Holland, Mich.



14 · DB
JASON WILSON
Farmington Hills, Mich.



20 · DB
DENZEL WIMBERLY
Pompano Beach, Fla.



92 · LS
MIKE ZENK
Toledo, Ohio

2014 CMU Football
Central Michigan Overall Team Statistics (as of Nov 22, 2014)
All games

| Team Statistics | CMU | OPP |
|-------------------------|-------------|-------------|
| SCORING | 302 | 278 |
| Points Per Game | 25.2 | 23.2 |
| Points Off Turnovers | 135 | 144 |
| FIRST DOWNS | 259 | 218 |
| Rushing | 111 | 81 |
| Passing | 128 | 116 |
| Penalty | 20 | 21 |
| RUSHING YARDAGE | 1904 | 1437 |
| Yards gained rushing | 2207 | 1715 |
| Yards lost rushing | 303 | 278 |
| Rushing Attempts | 475 | 394 |
| Average Per Rush | 4.0 | 3.6 |
| Average Per Game | 158.7 | 119.8 |
| TDs Rushing | 19 | 13 |
| PASSING YARDAGE | 2664 | 2537 |
| Comp-Att-Int | 215-337-12 | 218-381-14 |
| Average Per Pass | 7.9 | 6.7 |
| Average Per Catch | 12.4 | 11.6 |
| Average Per Game | 222.0 | 211.4 |
| TDs Passing | 20 | 19 |
| TOTAL OFFENSE | 4568 | 3974 |
| Total Plays | 812 | 775 |
| Average Per Play | 5.6 | 5.1 |
| Average Per Game | 380.7 | 331.2 |
| KICK RETURNS: #-Yards | 38-750 | 42-913 |
| PUNT RETURNS: #-Yards | 18-75 | 12-158 |
| INT RETURNS: #-Yards | 14-94 | 12-137 |
| KICK RETURN AVERAGE | 19.7 | 21.7 |
| PUNT RETURN AVERAGE | 4.2 | 13.2 |
| INT RETURN AVERAGE | 6.7 | 11.4 |
| FUMBLES-LOST | 21-14 | 16-6 |
| PENALTIES-Yards | 62-515 | 62-516 |
| Average Per Game | 42.9 | 43.0 |
| PUNTS-Yards | 53-1999 | 55-2166 |
| Average Per Punt | 37.7 | 39.4 |
| Net punt average | 32.8 | 37.7 |
| KICKOFFS-Yards | 60-3620 | 59-3524 |
| Average Per Kick | 60.3 | 59.7 |
| Net kick average | 38.5 | 39.0 |
| TIME OF POSSESSION/Game | 33:28 | 26:32 |
| 3RD-DOWN Conversions | 64/149 | 63/164 |
| 3rd-Down Pct | 43% | 38% |
| 4TH-DOWN Conversions | 6/14 | 9/19 |
| 4th-Down Pct | 43% | 47% |
| SACKS BY-Yards | 20-127 | 24-168 |
| MISC YARDS | -5 | 0 |
| TOUCHDOWNS SCORED | 40 | 33 |
| FIELD GOALS-ATTEMPTS | 8-11 | 15-21 |
| ON-SIDE KICKS | 0-0 | 1-1 |
| RED-ZONE SCORES | (39-47) 83% | (33-40) 82% |
| RED-ZONE TOUCHDOWNS | (32-47) 68% | (23-40) 57% |
| PAT-ATTEMPTS | (36-39) 92% | (29-31) 94% |
| ATTENDANCE | 97838 | 147106 |
| Games/Avg Per Game | 6/16306 | 6/24518 |
| Neutral Site Games | | 0/0 |

| Score by Quarters | 1st | 2nd | 3rd | 4th | OT | Total |
|--------------------------|------------|------------|------------|------------|-----------|--------------|
| Central Michigan | 101 | 64 | 79 | 58 | 0 | 302 |
| Opponents | 36 | 109 | 66 | 67 | 0 | 278 |

2014 CMU Football
Central Michigan Overall Individual Statistics (as of Nov 22, 2014)
All games

| Rushing | gp | att | gain | loss | net | avg | td | lg | avg/g |
|--------------------|-----------|------------|-------------|-------------|------------|------------|-----------|-----------|--------------|
| RAWLS, Thomas | 9 | 210 | 1133 | 30 | 1103 | 5.3 | 10 | 46 | 122.6 |
| SPALDING, Devon | 10 | 65 | 375 | 16 | 359 | 5.5 | 4 | 51 | 35.9 |
| LAVALLII, Saylor | 12 | 80 | 313 | 23 | 290 | 3.6 | 4 | 41 | 24.2 |
| WALKER, Martez | 10 | 53 | 206 | 9 | 197 | 3.7 | 1 | 18 | 19.7 |
| DAVIS, Titus | 9 | 3 | 20 | 0 | 20 | 6.7 | 0 | 15 | 2.2 |
| KROLL, Jesse | 12 | 3 | 16 | 0 | 16 | 5.3 | 0 | 8 | 1.3 |
| RICE, Anthony | 12 | 1 | 12 | 0 | 12 | 12.0 | 0 | 12 | 1.0 |
| SHOEMAKER, Maurice | 3 | 4 | 11 | 0 | 11 | 2.8 | 0 | 5 | 3.7 |
| CHAPMAN, Mark | 6 | 1 | 4 | 0 | 4 | 4.0 | 0 | 4 | 0.7 |
| GARLAND, Anthony | 9 | 6 | 17 | 17 | 0 | 0.0 | 0 | 11 | 0.0 |
| WILLIS, Corey | 8 | 1 | 0 | 1 | -1 | -1.0 | 0 | 0 | -0.1 |
| TEAM | 8 | 9 | 0 | 14 | -14 | -1.6 | 0 | 0 | -1.8 |
| COLUZZI, Ron | 12 | 1 | 0 | 16 | -16 | -16.0 | 0 | 0 | -1.3 |
| RUSH, Cooper | 12 | 38 | 100 | 177 | -77 | -2.0 | 0 | 19 | -6.4 |
| Total | 12 | 475 | 2207 | 303 | 1904 | 4.0 | 19 | 51 | 158.7 |
| Opponents | 12 | 394 | 1715 | 278 | 1437 | 3.6 | 13 | 74 | 119.8 |

| Passing | gp | effic | comp-att-int | pct | yds | td | lg | avg/g |
|----------------|-----------|--------------|---------------------|------------|------------|-----------|-----------|--------------|
| RUSH, Cooper | 12 | 142.66 | 215-337-12 | 63.8 | 2664 | 20 | 65 | 222.0 |
| Total | 12 | 142.66 | 215-337-12 | 63.8 | 2664 | 20 | 65 | 222.0 |
| Opponents | 12 | 122.26 | 218-381-14 | 57.2 | 2537 | 19 | 70 | 211.4 |

| Receiving | gp | no. | yds | avg | td | lg | avg/g |
|--------------------|-----------|------------|------------|------------|-----------|-----------|--------------|
| DAVIS, Titus | 9 | 54 | 843 | 15.6 | 9 | 53 | 93.7 |
| KROLL, Jesse | 12 | 32 | 473 | 14.8 | 4 | 39 | 39.4 |
| RICE, Anthony | 12 | 27 | 289 | 10.7 | 1 | 65 | 24.1 |
| BUTLER, Deon | 12 | 26 | 355 | 13.7 | 1 | 25 | 29.6 |
| BACCI, Joe | 12 | 12 | 127 | 10.6 | 1 | 23 | 10.6 |
| WILLIAMS, Courtney | 12 | 11 | 116 | 10.5 | 1 | 26 | 9.7 |
| LAVALLII, Saylor | 12 | 11 | 81 | 7.4 | 0 | 23 | 6.8 |
| McCORD, Ben | 12 | 10 | 124 | 12.4 | 3 | 30 | 10.3 |
| RAWLS, Thomas | 9 | 10 | 93 | 9.3 | 0 | 40 | 10.3 |
| WILLIS, Corey | 8 | 7 | 70 | 10.0 | 0 | 16 | 8.8 |
| KINVILLE, Mike | 12 | 6 | 43 | 7.2 | 0 | 11 | 3.6 |
| WALKER, Martez | 10 | 3 | 10 | 3.3 | 0 | 6 | 1.0 |
| SHOEMAKER, Maurice | 3 | 2 | 14 | 7.0 | 0 | 10 | 4.7 |
| THOMAS, Trevor | 6 | 1 | 11 | 11.0 | 0 | 11 | 1.8 |
| CHAPMAN, Mark | 6 | 1 | 9 | 9.0 | 0 | 9 | 1.5 |
| SPALDING, Devon | 10 | 1 | 6 | 6.0 | 0 | 6 | 0.6 |
| GARLAND, Anthony | 9 | 1 | 0 | 0.0 | 0 | 0 | 0.0 |
| Total | 12 | 215 | 2664 | 12.4 | 20 | 65 | 222.0 |
| Opponents | 12 | 218 | 2537 | 11.6 | 19 | 70 | 211.4 |

| Punt Returns | no. | yds | avg | td | lg |
|---------------------|------------|------------|------------|-----------|-----------|
| COLEMAN, Amari | 8 | 15 | 1.9 | 0 | 13 |
| LAVALLII, Saylor | 5 | -3 | -0.6 | 0 | 3 |
| DAVIS, Titus | 3 | 67 | 22.3 | 0 | 66 |
| CHAPMAN, Mark | 2 | -4 | -2.0 | 0 | 0 |
| Total | 18 | 75 | 4.2 | 0 | 66 |
| Opponents | 12 | 158 | 13.2 | 0 | 31 |

| Interceptions | no. | yds | avg | td | lg |
|----------------------|------------|------------|------------|-----------|-----------|
| GREER, Brandon | 3 | 57 | 19.0 | 1 | 57 |
| ANNESE, Tony | 3 | 0 | 0.0 | 0 | 0 |
| KING, Kevin | 2 | 0 | 0.0 | 0 | 0 |
| WILSON, Jason | 2 | 35 | 17.5 | 0 | 35 |
| SERPA, Blake | 1 | 2 | 2.0 | 0 | 2 |
| COX, Josh | 1 | 0 | 0.0 | 0 | 0 |
| WALLER, Tyree | 1 | 0 | 0.0 | 0 | 0 |
| STANITZEK, Mitch | 1 | 0 | 0.0 | 0 | 0 |
| Total | 14 | 94 | 6.7 | 1 | 57 |
| Opponents | 12 | 137 | 11.4 | 0 | 44 |

| Kick Returns | no. | yds | avg | td | lg |
|---------------------|------------|------------|------------|-----------|-----------|
| COLEMAN, Amari | 19 | 433 | 22.8 | 0 | 50 |
| WILLIAMS, Courtney | 9 | 169 | 18.8 | 0 | 24 |
| SPALDING, Devon | 5 | 54 | 10.8 | 0 | 20 |
| WILLIS, Corey | 2 | 46 | 23.0 | 0 | 25 |
| WALKER, Martez | 2 | 42 | 21.0 | 0 | 25 |
| HAMILTON, Tim | 1 | 6 | 6.0 | 0 | 6 |
| Total | 38 | 750 | 19.7 | 0 | 50 |
| Opponents | 42 | 913 | 21.7 | 0 | 69 |

| Fumble Returns | no. | yds | avg | td | lg |
|-----------------------|------------|------------|------------|-----------|-----------|
| Total | 0 | 0 | 0.0 | 0 | 0 |
| Opponents | 4 | 77 | 19.2 | 1 | 36 |

**2014 CMU Football
Central Michigan Overall Individual Statistics (as of Nov 22, 2014)
All games**

| Scoring | td | fg | PAT | | | dpx | saf | pts |
|--------------------|----|-------|-------|------|----------|-----|-----|-----|
| | | | kick | rush | rcv pass | | | |
| RAWLS, Thomas | 10 | - | - | - | - | - | - | 60 |
| EAVEY, Brian | - | 8-9 | 34-36 | - | - | - | - | 58 |
| DAVIS, Titus | 9 | - | - | - | - | - | - | 54 |
| KROLL, Jesse | 4 | - | - | - | 1 | - | - | 26 |
| SPALDING, Devon | 4 | - | - | - | - | - | - | 24 |
| LAVALLII, Saylor | 4 | - | - | - | - | - | - | 24 |
| McCORD, Ben | 3 | - | - | - | - | - | - | 18 |
| GREER, Brandon | 1 | - | - | - | - | - | - | 6 |
| BUTLER, Deon | 1 | - | - | - | - | - | - | 6 |
| WALKER, Martez | 1 | - | - | - | - | - | - | 6 |
| BACCI, Joe | 1 | - | - | - | - | - | - | 6 |
| RICE, Anthony | 1 | - | - | - | - | - | - | 6 |
| WILLIAMS, Courtney | 1 | - | - | - | - | - | - | 6 |
| COLUZZI, Ron | - | 0-2 | 2-3 | - | - | - | - | 2 |
| RUSH, Cooper | - | - | - | - | - | 1-1 | - | 0 |
| Total | 40 | 8-11 | 36-39 | - | 1 | 1-1 | - | 302 |
| Opponents | 33 | 15-21 | 29-31 | 1-1 | 1 | 1-1 | - | 278 |

| Total Offense | g | plays | rush | pass | total | avg/g |
|--------------------|----|-------|------|------|-------|-------|
| RUSH, Cooper | 12 | 375 | -77 | 2664 | 2587 | 215.6 |
| RAWLS, Thomas | 9 | 210 | 1103 | 0 | 1103 | 122.6 |
| SPALDING, Devon | 10 | 65 | 359 | 0 | 359 | 35.9 |
| LAVALLII, Saylor | 12 | 80 | 290 | 0 | 290 | 24.2 |
| WALKER, Martez | 10 | 53 | 197 | 0 | 197 | 19.7 |
| DAVIS, Titus | 9 | 3 | 20 | 0 | 20 | 2.2 |
| KROLL, Jesse | 12 | 3 | 16 | 0 | 16 | 1.3 |
| RICE, Anthony | 12 | 1 | 12 | 0 | 12 | 1.0 |
| SHOEMAKER, Maurice | 3 | 4 | 11 | 0 | 11 | 3.7 |
| CHAPMAN, Mark | 6 | 1 | 4 | 0 | 4 | 0.7 |
| WILLIS, Corey | 8 | 1 | -1 | 0 | -1 | -0.1 |
| TEAM | 8 | 9 | -14 | 0 | -14 | -1.8 |
| COLUZZI, Ron | 12 | 1 | -16 | 0 | -16 | -1.3 |
| Total | 12 | 812 | 1904 | 2664 | 4568 | 380.7 |
| Opponents | 12 | 775 | 1437 | 2537 | 3974 | 331.2 |

| Field Goals | fg | pct. | 01-19 | 20-29 | 30-39 | 40-49 | 50-99 | lg | blk |
|--------------|-----|------|-------|-------|-------|-------|-------|----|-----|
| COLUZZI, Ron | 0-2 | 0.0 | 0-0 | 0-1 | 0-0 | 0-1 | 0-0 | 0 | 1 |
| EAVEY, Brian | 8-9 | 88.9 | 0-0 | 5-5 | 2-2 | 1-1 | 0-1 | 43 | 0 |

| Punting | no. | yds | avg | lg | tb | fc | i20 | 50+ | blk |
|--------------|-----|------|------|----|----|----|-----|-----|-----|
| COLUZZI, Ron | 48 | 1877 | 39.1 | 57 | 5 | 12 | 18 | 8 | 0 |
| MILLS, Matt | 4 | 122 | 30.5 | 44 | 0 | 0 | 0 | 0 | 0 |
| TEAM | 1 | 0 | 0.0 | 0 | 0 | 0 | 0 | 0 | 1 |
| Total | 53 | 1999 | 37.7 | 57 | 5 | 12 | 18 | 8 | 1 |
| Opponents | 55 | 2166 | 39.4 | 65 | 1 | 13 | 16 | 5 | 0 |

| FG Sequence | Central Michigan | Opponents |
|-------------------|------------------|---------------------|
| Chattanooga | 43,23 | (47) |
| Purdue | (23) | 47,(42) |
| Syracuse | (26) | 42,(23),45 |
| Kansas | (37) | (27),35 |
| Toledo | - | (32),(21) |
| Ohio | - | (24) |
| Northern Illinois | (25),50,(23) | (24),39 |
| Ball State | - | (39),(37),(20),(55) |
| Buffalo | - | - |
| Eastern Michigan | (28) | - |
| Miami | - | 23,(26),(41) |
| Western Michigan | (42),(27) | (40) |

| Kickoffs | no. | yds | avg | tb | ob | retn | net | ydln |
|--------------|-----|------|------|----|----|------|------|------|
| COLUZZI, Ron | 54 | 3261 | 60.4 | 16 | 2 | | | |
| EAVEY, Brian | 6 | 359 | 59.8 | 0 | 0 | | | |
| Total | 60 | 3620 | 60.3 | 16 | 2 | 21.7 | 38.5 | 26 |
| Opponents | 59 | 3524 | 59.7 | 19 | 1 | 19.7 | 39.0 | 26 |

2014 CMU Football
Central Michigan Overall Individual Statistics (as of Nov 22, 2014)
All games

| All Purpose | g | rush | rcv | pr | kr | ir | total | avg/g |
|-----------------|----|------|-----|----|-----|----|-------|-------|
| RAWLS, Thoma | 9 | 1103 | 93 | 0 | 0 | 0 | 1196 | 132.9 |
| DAVIS, Titus | 9 | 20 | 843 | 67 | 0 | 0 | 930 | 103.3 |
| KROLL, Jesse | 12 | 16 | 473 | 0 | 0 | 0 | 489 | 40.8 |
| COLEMAN, Ama | 9 | 0 | 0 | 15 | 433 | 0 | 448 | 49.8 |
| SPALDING, Dev | 10 | 359 | 6 | 0 | 54 | 0 | 419 | 41.9 |
| LAVALLII, Saylo | 12 | 290 | 81 | -3 | 0 | 0 | 368 | 30.7 |
| BUTLER, Deon | 12 | 0 | 355 | 0 | 0 | 0 | 355 | 29.6 |
| RICE, Anthony | 12 | 12 | 289 | 0 | 0 | 0 | 301 | 25.1 |
| WILLIAMS, Cour | 12 | 0 | 116 | 0 | 169 | 0 | 285 | 23.8 |
| WALKER, Marte | 10 | 197 | 10 | 0 | 42 | 0 | 249 | 24.9 |
| BACCI, Joe | 12 | 0 | 127 | 0 | 0 | 0 | 127 | 10.6 |
| McCORD, Ben | 12 | 0 | 124 | 0 | 0 | 0 | 124 | 10.3 |
| WILLIS, Corey | 8 | -1 | 70 | 0 | 46 | 0 | 115 | 14.4 |
| GREER, Brando | 12 | 0 | 0 | 0 | 0 | 57 | 57 | 4.8 |
| KINVILLE, Mike | 12 | 0 | 43 | 0 | 0 | 0 | 43 | 3.6 |
| WILSON, Jason | 10 | 0 | 0 | 0 | 0 | 35 | 35 | 3.5 |
| SHOEMAKER, | 3 | 11 | 14 | 0 | 0 | 0 | 25 | 8.3 |
| THOMAS, Trevo | 6 | 0 | 11 | 0 | 0 | 0 | 11 | 1.8 |
| CHAPMAN, Mar | 6 | 4 | 9 | -4 | 0 | 0 | 9 | 1.5 |
| HAMILTON, Tim | 12 | 0 | 0 | 0 | 6 | 0 | 6 | 0.5 |
| SERPA, Blake | 12 | 0 | 0 | 0 | 0 | 2 | 2 | 0.2 |
| TEAM | 8 | -14 | 0 | 0 | 0 | 0 | -14 | -1.8 |
| COLUZZI, Ron | 12 | -16 | 0 | 0 | 0 | 0 | -16 | -1.3 |

2014 CMU Football
Central Michigan Overall Defensive Statistics (as of Nov 22, 2014)
All games

| ## | Defensive Leaders | ua | Tackles | | | Sacks | Pass defense | | | Fumbles | blkd | | saf |
|-----------|--------------------|-----|---------|-----|---------|--------|--------------|------|-----|---------|------|------|-----|
| | | | a | tot | tfl/yds | no-yds | int-yds | brup | qbh | rcv-yds | ff | kick | |
| 46 | CHEROCCI, Justin | 55 | 52 | 107 | 7.0-42 | 4.0-32 | . | . | 1 | . | 2 | . | . |
| 18 | ANNESE, Tony | 46 | 19 | 65 | 3.0-7 | . | 3-0 | 10 | . | 1-0 | . | . | . |
| 45 | OSTMAN, Joe | 31 | 25 | 56 | 10.0-29 | 3.0-13 | . | . | . | 1-0 | 2 | . | . |
| 5 | FRAZIER, Kavon | 30 | 23 | 53 | . | . | . | 4 | . | 1-0 | . | . | . |
| 14 | WILSON, Jason | 35 | 14 | 49 | 2.5-7 | . | 2-35 | 7 | . | . | . | . | . |
| 4 | GREER, Brandon | 34 | 10 | 44 | 1.0-7 | . | 3-57 | 4 | . | 1-0 | 1 | . | . |
| 2 | SERPA, Blake | 31 | 10 | 41 | 11.5-48 | 4.0-33 | 1-2 | 3 | 5 | . | 1 | . | . |
| 1K | KING, Kevin | 27 | 13 | 40 | 1.5-4 | . | 2-0 | . | . | . | 1 | . | . |
| 43 | HAMILTON, Tim | 17 | 17 | 34 | 3.0-13 | 1.5-11 | . | 2 | 3 | . | . | . | . |
| 52 | DEAN, Jabari | 14 | 16 | 30 | 6.0-21 | 1.5-11 | . | . | . | . | 1 | 2 | . |
| 29 | CHAPMAN, Jarret | 11 | 19 | 30 | . | . | . | . | . | . | . | . | . |
| 58 | WALTON, Leterrius | 17 | 13 | 30 | 3.5-20 | 2.0-11 | . | 2 | 6 | 1-0 | 1 | . | . |
| 51 | LOPEZ, Cody | 9 | 12 | 21 | 3.0-10 | . | . | . | 1 | . | . | . | . |
| 19 | WALLER, Tyree | 6 | 10 | 16 | 0.5-2 | 0.5-2 | 1-0 | . | 1 | . | . | . | . |
| 56 | PALMER, Louis | 12 | 3 | 15 | 2.0-5 | 1.0-3 | . | 2 | 1 | . | 1 | . | . |
| 36 | COX, Josh | 11 | 4 | 15 | . | . | 1-0 | 5 | 2 | 1-0 | . | . | . |
| 28 | NALOR, Dennis | 11 | 2 | 13 | 1.5-4 | . | . | 6 | 1 | . | . | . | . |
| 90 | KANTZAVELOS, Chris | 4 | 6 | 10 | 1.0-4 | 1.0-4 | . | 1 | . | . | . | . | . |
| 95 | JOHNSON, Shafer | 6 | 2 | 8 | 0.5-0 | . | . | . | . | . | . | . | . |
| 7A | COLEMAN, Amari | 7 | . | 7 | 1.0-2 | . | . | . | . | . | 1 | . | . |
| 15 | BUTLER, Deon | 4 | 3 | 7 | . | . | . | . | . | . | . | . | . |
| 98 | LATTA, Kelby | 1 | 5 | 6 | . | . | . | . | . | . | . | . | . |
| 32 | PERRY, Jeff | 2 | 2 | 4 | . | . | . | . | . | . | . | . | . |
| 42 | RICKETTS, Nathan | 2 | 2 | 4 | . | . | . | . | . | . | . | . | . |
| 24 | FIELDS, Jordan | 3 | 1 | 4 | . | . | . | . | . | . | . | . | . |
| 39 | COOK, Jadon | 2 | 2 | 4 | . | . | . | . | . | . | . | . | . |
| TM | TEAM | 3 | . | 3 | 1.0-3 | . | . | . | . | . | 1 | . | . |
| 17 | COLUZZI, Ron | 3 | . | 3 | . | . | . | . | . | . | . | . | . |
| 10 | RUSH, Cooper | 2 | 1 | 3 | 1.0-4 | . | . | . | . | . | . | . | . |
| 30 | STANITZEK, Mitch | 1 | 1 | 2 | 0.5-1 | 0.5-1 | 1-0 | . | . | . | . | . | . |
| 40 | ODYKIRK, Colton | 1 | 1 | 2 | 1.0-6 | 1.0-6 | . | . | 1 | . | . | . | . |
| 16 | ARMSTEAD, Stefon | 1 | . | 1 | . | . | . | . | . | . | . | . | . |
| 96 | EAVEY, Brian | . | 1 | 1 | . | . | . | . | . | . | . | . | . |
| 25 | SPALDING, Devon | 1 | . | 1 | . | . | . | . | . | . | . | . | . |
| 34 | RAWLS, Thomas | 1 | . | 1 | . | . | . | . | . | . | . | . | . |
| 60 | HENRY, Kevin | 1 | . | 1 | . | . | . | . | . | . | . | . | . |
| Total | | 442 | 289 | 731 | 62-239 | 20-127 | 14-94 | 46 | 22 | 6-0 | 12 | 2 | . |
| Opponents | | 532 | 281 | 813 | 70-285 | 24-168 | 12-137 | 43 | 18 | 14-77 | 17 | 2 | 1 |



WKU

WKU is in the midst of a transformation - physical, intellectual, cultural and economic - and is becoming A Leading American University with International Reach. Whether in a neighboring community or in a distant country, WKU faculty and students are engaged in relevant applied research that provides solutions to real problems.

WKU is home to many highly ranked and nationally-recognized academic programs such as Journalism and Broadcasting, Education, Engineering, Business and our award winning speech and debate team. With steady enrollment growth for 15 consecutive years, more than 21,100 students grace our campuses in Bowling Green, Glasgow, Owensboro and the Elizabethtown area. We also send students each semester to Harlaxton College in Grantham, England and other students circumnavigate the globe with the Semester at Sea program just to name a few.

A place where all students can succeed, WKU is the home of the Gatton Academy for Mathematics and Science for exceptional Kentucky high school juniors and seniors. The Academy was named the number one high school in the U.S. in 2012 and 2013 by Newsweek. WKU is proud to have Kentucky's first and only independent Honors College in the Commonwealth. WKU honors students enjoy an intimate scholarly environment on a vibrant campus and are encouraged to become involved in community service, applied research and study abroad. These are among the reasons why WKU is becoming the university of choice in the Commonwealth and the intellectual heartbeat of Kentucky.

Bowling Green, Kentucky

Located 60 miles north of Nashville and 110 miles south of Louisville off Interstate 65, Bowling Green is the third-most populous city in the state of Kentucky after Louisville and Lexington. The 2010 U.S. Census Bureau total for Bowling Green is 58,067, and the population of Warren County is 113,792. Warren County consists of 546 square miles and was named for General Joseph Warren,

a hero of the famous American Revolution Battle of Bunker Hill.

Significant companies in Bowling Green include the GM Corvette Assembly Plant, Fruit of the Loom/ Russell Athletics, Houchens Industries, Holley Performance Products, and Camping World.

The central location of the city has allowed it quickly to become a major agricultural community and river port, and later, an important commercial and educational center. Today Bowling Green is a regional entertainment hub for more than 250,000 people in 11 surrounding counties.

WKU Athletics

Western Kentucky University's proud athletic program joined Conference USA in the summer of 2014. Since 2000, WKU has won more than 80 conference titles and enjoyed numerous postseason appearances.

Prior to joining the Sun Belt Conference in 1982-83, WKU was a founding member of the Ohio Valley Conference and participated in the league for 34 years from the 1948-49 academic year through the spring of 1982.

Throughout the years, WKU established itself as a leader in the Sun Belt Conference. WKU's time in the league culminated with WKU winning the Bubas Cup in 2013-14. The Bubas Cup, named for the Sun Belt Conference's first commissioner, Vic Bubas, is given annually to the conference school that accumulates the most points throughout the athletic year based on its finish in the league standings in each sport. WKU won Sun Belt Conference championships in soccer, volleyball, women's basketball, women's indoor track and field and women's outdoor track and field in 2013-14, with baseball still to be completed.

WKU's success has already shown in the early going in Conference USA. In addition to the success on the football field, WKU claimed a volleyball title in 2014 and reached the NCAA Tournament while also earning a spot in the Conference USA Soccer tournament this fall.

Since the year 2000, WKU has committed more than \$100 million towards new construction or renovation of athletic facilities, and 85 percent of Hilltopper and Lady Topper student-athletes who have fulfilled their eligibility have graduated.



Cherry Hall at WKU



Gary Ransdell

President

Dr. Gary A. Ransdell was named the ninth president of Western Kentucky University on September 12, 1997.

Dr. Ransdell, 62, received his Bachelor of Arts degree from WKU in 1973 in Mass Communications, a Master of Public Service degree in Public Administration in 1974, and a Doctor of Education degree from Indiana University in 1978.

Dr. Ransdell re-joined WKU as President after serving four years as Vice President for Administration and Advancement and seven years as Vice President for Institutional Advancement at Clemson University in Clemson, South Carolina.



His previous professional experiences at WKU also include service as a field representative in the Office of University School Relations from 1974 to 1976 and as Associate Director of Alumni Affairs from 1978 to 1981.

Dr. Ransdell and the WKU Board of Regents are leading the campus through a dramatic transformation from a university of regional importance to a leading American university with international reach. WKU has grown its enrollment to 21,000 and improved its retention of students to 75%.

A key element in the transformation of WKU is growth in private support. WKU completed its first capital campaign on June 30, 2003, with \$102 million in gifts and pledges. A second campaign was completed on June 30, 2012 with \$202 million in new gifts and pledges.

Another priority is a complete rebuilding of the WKU campus. Some \$700 million in campus construction has been completed since 1998, with \$200 million on the drawing board.

During Dr. Ransdell's tenure, WKU's athletic programs have won over 100 Conference championships, and have led the Sun Belt Conference in academic performance. He served as President of the Sun Belt Conference in 2000, and completed in 2013 a four-year term on the BCS Presidents' Oversight Committee. Dr. Ransdell successfully negotiated a move to Conference USA which occurs in 2014.

Dr. Ransdell and Julie met, dated, and were married while at WKU pursuing their undergraduate degrees. They have two sons—Patrick, who graduated from WKU in 2002, and earned MBA/Sports Administration degrees from Ohio University in 2005; and Matthew, who graduated from WKU in 2006 and is a 2009 graduate of Stetson University School of Law. Both Patrick and Matthew were lettermen with the WKU baseball team.

Todd Stewart

Athletic Director

Operating with a fast break mentality from the day he was hired, Todd Stewart's tenure as WKU's Director of Athletics has been marked by consistent success for the Hilltoppers on the field of play, in the classroom, and in the community. In his first two years at the helm, 218 student-athletes obtained their degrees, WKU captured 11 total conference championships, and the athletic department staff, coaches and players devoted close to 2,000 hours of community service.



Each of WKU's 18 sports has a multi-year Academic Progress Rate (APR) score of 946 or higher, exceeding by 16 points the NCAA's mandate of 930 to be eligible for post-season play. Stewart also played an instrumental role in elevating WKU's athletic programs to Conference USA.

In its final year in the Sun Belt Conference in 2013-14, WKU won the league's all-sports championship for the sixth overall time but first since 2008. A total of 110 student-athletes graduated during the year, and six sport programs captured conference championships - the most in a single-year since 2008-09. WKU's volleyball, soccer, and women's indoor and outdoor track teams captured Sun Belt Conference regular season championships, while the men's swimming and diving team won the Conference USA Invitational. Women's basketball posted 24 wins en route to winning the Sun Belt Conference Tournament and earning the program's first NCAA Tournament berth since 2008. The Hilltoppers' 2013 football team posted a program Football Bowl Sub-division-era-best 8-4 overall record and had four wins over bowl eligible teams, more than the previous five seasons combined. WKU's eight wins included a second consecutive win over Kentucky along with victories over Navy, Army and Sun Belt co-champion Arkansas State, while the 18,334 per game home attendance average was the highest in the program's 95-year history. WKU's men's outdoor track program set a program record with seven first-team All-Americans while finishing tied for 18th in the nation, the highest national team finish for any WKU program since men's basketball reached the Sweet 16 in 2008.

A member of WKU's senior athletic staff since 2008 and 25-year veteran of collegiate and professional sports, Stewart was named WKU's Director of Athletics on May 9, 2012, after serving in the role on an interim basis since March 22.

A native of Cincinnati, Ohio, Stewart and his wife, Rebecca, have one son, Blake (14).



Jeff Brohm

Head Coach

Jeff Brohm, a native Kentuckian and one of the state's most notable football products, is in his first season as the head football coach at Western Kentucky University after spending one season as the Hilltoppers' assistant head coach and offensive coordinator.

An 11-year collegiate coaching veteran with experience in the Big 10, Big East, Conference USA and Sun Belt conferences, Brohm directed a high-flying, high-scoring offensive attack that shattered 18 single-season school records including total offense, individual passing yards and individual rushing yards in his first season as the Hilltoppers' offensive coordinator and quarterbacks coach at WKU in 2013.

In 2014, the Hilltoppers completed their transformation from a ground-and-pound, run-first program to one of the nation's premiere passing offenses with their ability to move the ball seemingly at will against opponents.

Over 12 games, Brohm's Hilltoppers have broken or tied 43 total team and individual records, including all but one record the team set in 2013.

In one season under Brohm, WKU has broken the school's sin-

gle-season and single-game records in total yards (season/game), touchdown passes (season/game), points scored in a season, and a host of others.

Brohm also spent time as an assistant coach at Louisville, Illinois, Florida Atlantic and UAB. Brohm began his NFL career in 1994 with the San Diego Chargers, who played in Super Bowl XXIX. He played for the San Francisco 49ers from 1995-97, where he was the backup quarterback to Hall of Famer and ESPN analyst Steve Young in 1997.

Brohm was one of four family members to earn a gridiron letter from Louisville. He wrapped up his four-year collegiate career as one of the most prolific offensive players to wear Louisville's jersey.

As a three-year starter for the Cards, Brohm ranks among the all-time leaders for passing yards, touchdown passes, completions, total offense and completion percentage.

Brohm received his bachelor's degree in business administration from Louisville in 1994. He and his wife, Jennifer, have a son, Brady, and daughter, Brooke.



Coaching Staff

Nick Holt - Associate Head Coach/Defensive Coordinator

Tyson Helton - Offensive Coordinator

Ricky Brumfield - Cornerbacks/Special Teams

Neil Callaway - Offensive Line

Mike Cassity - Secondary

Ken Delgado - Defensive Ends

Don Dunn - Defensive Tackles

Greg Nord - Special Teams/Running Backs

JaMarcus Shephard - Wide Receivers

Greg Brohm - Director of Football Operations

Bryan Ellis - Offensive Quality Control

Zach Lankford - Offensive Graduate Assistant

Dan Rowe - Defensive Graduate Assistant

Chris Springer - Defensive Graduate Assistant

Ryan Wallace - Tight Ends/Offensive Graduate Assistant

Dave Consiglio - Assistant Director of Strength and Conditioning

Nate Dennison - Director of Player Personnel

Brian Ditmer - Assistant Equipment Manager

Drew Hampton - Equipment Manager

Justin Lovett - Director of Football Strength & Conditioning

Chad McField - Strength and Conditioning Assistant

Sean Pugh - Character Coach

John Riley - Video Coordinator

Travis Taylor - Assistant Director of Football Operations





WKU ALPHABETICAL PLAYER ROSTER



33 · RB
LEON ALLEN
Bradenton, Fla.



78 · OL
MAURICE BENNETT
Madison, Miss.



54 · LB
DAESHAWN BERTRAM
Louisville, Ky.



61 · OL
MATT BOSTON
Glasgow, Ky.



17 · LB
DEJON BROWN
Beaumont, Calif.



92 · DL
GE'MONEE BROWN
Petal, Miss.



7 · RB
JOE BROWN
Louisville, Ky.



28 · DB
RICO BROWN
Berea, Ky.



17 · WR
STEPHON BROWN
Atlanta, Ga.



83 · WR
WILL BUSH
Louisville, Ky.



97 · DL
BYRON CARVER
Bowling Green, Ky.



52 · OL
CAMERON CLEMMONS
Mt. Juliet, Tenn.



22 · DB
FORREST COLEMAN
Stockton, Calif.



35 · FB
DEMETRIUS COLEY
Bay Minette, Ala.



95 · DL
RAPHAEL COX
Cedar Hill, Texas



21 · WR
JARED DANGERFIELD
West Palm Beach, Fla.



34 · LB
DREW DAVIS
Madison, Ala.



87 · WR
DONTE DESALLE
Franklin, Tenn.



12 · QB
BRANDON DOUGHTY
Davie, Fla.



47 · LS
NOLAN DOWLING
Belleville, Ill.



6 · LB
DEVANTE DUCLOS
Miami, Fla.



32 · LB
RYAN DUVALL
Owensboro, Ky.



4 · QB
DREW ECKELS
Daytona, Fla.



64 · OL
DENNIS EDWARDS
Snellville, Ga.



1 · WR
NACARIUS FANT
Bowling Green, Ky.



22 · WR
DEANDRE FARRIS
Shelbyville, Ky.



32 · RB
D'ANDRE FERBY
Nashville, Tenn.



9 · QB
NELSON FISHBACK
Durham, Calif.



14 · DB
JUWAN GARDNER
Louisville, Ky.



6 · WR
JOEL GERMAN
Fort Myers, Fla.



93 · DL
DEMARCUS GLOVER
Pensacola, Fla.



86 · TE
TIM GORSKI
Chicago, Ill.



13 · WR
ANTWANE GRANT
Wilmington, Del.



70 · OL
MAX HALPIN
Fort Mitchell, Ky.



80 · TE
MITCHELL HENRY
Elizabethtown, Ky.



82 · TE
TYLER HIGBEE
Clearwater, Fla.



10 · LB
NICK HOLT
Seattle, Wash.



99 · DL
D'VON ISAAC
Alpharetta, Ga.



30 · DB
PRINCE CHARLES IWORAH
Nashville, Tenn.



4 · LB
JOEL IYIEGBUNIWE
Bowling Green, Ky.



29 · DB
LEVERICK JOHNSON
Miami, Fla.



18 · LB
SHAQUILLE JOHNSON
Lake City, Fla.



73 · OL
KYLE JONES
Mulberry, Fla.



91 · DL
TRAE JONES
Cusseta, Ga.



5 · QB
TROY JONES
Baltimore, Md.



76 · OL
FORREST LAMP
Venice, Fla.



53 · DL
JULIAN LESLIE
Miami, Fla.



45 · DB
BRANDEN LESTON
Clearwater, Fla.



96 · DL
JULIAN LEWIS
Madison, Ala.



65 · OL
SCOTT LIEBERT
Louisville, Ky.



46 · DL
DEREK MAHAFFEY
Oxford, Ala.



79 · OL
JOE MANLEY
Bowling Green, Ky.



71 · OL
JUSTIN MARTINEZ
Port Saint Lucia, Fla.



16 · QB
PARKER MCLEOD
Marietta, Ga.



10 · WR
WILLIE MCNEAL
Bradenton, Fla.



27 · DB
MARTAVIUS MIMS
Muscle Shoals, Ala.



37 · WR
DE'VONTA MOFFITT
Louisville, Ky.



39 · K
MIKE MUGLER
Virginia Beach, Va.



13 · LB
NICK NEWTON
Clearwater, Fla.



69 · OL
MATT NORD
Louisville, Ky.



15 · WR
NICHOLAS NORRIS
Miami, Fla.



15 · K
JOSEPH OCCHIPINTI
Nashville, Tenn.



58 · DL
DERIK OVERSTREET
Paducah, Ky.



24 · DB
DALTON PATTERSON
New Orleans, La.



72 · OL
CONNOR POPECK
Madison, Miss.



8 · QB
TODD PORTER
O'Fallon, Ill.



90 · DL
MARQUEZ PRIDE
Madison, Ala.



9 · LB
DAQUALL RANDALL
Palmetto, Fla.



51 · OL
BRANDON RAY
Madison, Ala.



59 · DL
TANNER REEVES
Lakeland, Fla.



48 · LB
KALVIN ROBINSON
Birmingham, Ala.



77 · OL
DONALD ROCKER
Jacksonville, Fla.



88 · DL
GAVIN ROCKER
Tyrone, Ga.



20 · DB
NATHAN ROUSH
Louisville, Ky.



55 · DL
EVAN SAYNER
Paducah, Ky.



44 · RB
GUNNAR SCHOLATO
Hendersonville, Tenn.



56 · K
GARRETT SCHWETTMAN
Murray, Ky.



11 · TE
DEVIN SCOTT
Indianapolis, Ind.



94 · DL
BRYAN SHORTER
Phenix City, Ala.



41 · DB
DE'ANDRE SIMMONS
Royal Palm Beach, Fla.



75 · OL
JIMMIE SIMS
New Orleans, La.



38 · DB
RICARDO SINGH
Auburndale, Fla.



42 · DB
JALEN SLEET
Lexington, Ky.



16 · DL
T.J. SMITH
Hazel Green, Ala.



67 · OL
DERRICK STARK
Dayton, Ohio



40 · LB
ISAAC TANNER
Tampa, Fla.



2 · WR
TAYWAN TAYLOR
Louisville, Ky.



98 · DL
DEVANTE TERRELL
Lakeland, Fla.



5 · DB
WONDERFUL TERRY
Fort Pierce, Fla.



19 · DB
CAM THOMAS
Paterson, N.J.



7 · DB
DEVANTE THOMAS
Baltimore, Md.



11 · DL
EVAN TINSLEY
Alexandria, Va.



81 · WR
KYLEN TOWNER
Mobile, Ala.



85 · TE
NICK TRUE
Fort Thomas, Ky.



3 · WR
LONNIE TURNER
Inglewood, Claif.



44 · LB
JORDAN TYLER
Paducah, Ky.



25 · RB
BLAIR VAUGHN
Clearwater, Fla.



20 · RB
ANTHONY WALES
Louisville, Ky.



8 · DB
MARCUS WARD
Birmingham, Ala.



26 · RB
DARMONTRE WARR
Louisville, Ky.



25 · LB
MASAI WHYTE
Shelbyville, Ky.



62 · OL
DARRELL WILLIAMS
Dublin, Ga.



31 · LB
TERRAN WILLIAMS
Bradenton, Fla.



57 · LB
DERRELL YOUNG
Fort Lauderdale, Fla.



WKU VS. CENTRAL MICHIGAN

@WKUFootball // @WKUSports // @WKUSportsPics



FINAL STATISTICS

SCORING

| | TD | FGS | PATs | | | | | SAF | PTS |
|-----------------------|-----------|--------------|--------------|------------|----------|------------|----------|----------|------------|
| | | | K | R | RC | PASS | DXP | | |
| Schwettman, G. | 0 | 16-20 | 63-64 | 0-0 | 0 | 0-0 | 0 | 0 | 111 |
| Allen, Leon | 15 | 0-0 | 0-0 | 0-0 | 0 | 0-0 | 0 | 0 | 90 |
| Dangerfield, Jared | 10 | 0-0 | 0-0 | 0-0 | 0 | 0-0 | 0 | 0 | 60 |
| McNeal, Willie | 7 | 0-0 | 0-0 | 0-0 | 1 | 0-0 | 0 | 0 | 44 |
| Taylor, Taywan | 7 | 0-0 | 0-0 | 0-0 | 0 | 0-0 | 0 | 0 | 42 |
| Grant, Antwane | 5 | 0-0 | 0-0 | 0-0 | 0 | 0-0 | 0 | 0 | 30 |
| Wales, Anthony | 4 | 0-0 | 0-0 | 0-0 | 0 | 0-0 | 0 | 0 | 24 |
| Higbee, Tyler | 4 | 0-0 | 0-0 | 0-0 | 0 | 0-0 | 0 | 0 | 24 |
| Henry, Mitchell | 3 | 0-0 | 0-0 | 0-0 | 0 | 0-0 | 0 | 0 | 18 |
| German, Joel | 3 | 0-0 | 0-0 | 0-0 | 0 | 0-0 | 0 | 0 | 18 |
| Terry, Wonderful | 3 | 0-0 | 0-0 | 0-0 | 0 | 0-0 | 0 | 0 | 18 |
| Doughty, Brandon | 2 | 0-0 | 0-0 | 0-0 | 0 | 1-4 | 0 | 0 | 12 |
| Norris, Nicholas | 2 | 0-0 | 0-0 | 0-0 | 0 | 0-0 | 0 | 0 | 12 |
| Coley, Demetrius | 1 | 0-0 | 0-0 | 0-0 | 0 | 0-0 | 0 | 0 | 6 |
| Gardner, Juwan | 1 | 0-0 | 0-0 | 0-0 | 0 | 0-0 | 0 | 0 | 6 |
| Singh, Ricardo | 1 | 0-0 | 0-0 | 0-0 | 0 | 0-0 | 0 | 0 | 6 |
| Towner, Kylen | 1 | 0-0 | 0-0 | 0-0 | 0 | 0-0 | 0 | 0 | 6 |
| Mugler, Mike | 0 | 0-0 | 1-1 | 0-0 | 0 | 0-0 | 0 | 0 | 1 |
| Total..... | 69 | 16-20 | 64-65 | 0-0 | 1 | 1-4 | 0 | 0 | 528 |
| Opponents..... | 63 | 11-19 | 60-61 | 0-0 | 0 | 0-1 | 0 | 0 | 471 |

PUNT RETURNS

| | NO. | YDS | AVG | TD | LONG |
|-----------------------|-----------|-----------|------------|----------|-----------|
| Towner, Kylen | 6 | 59 | 9.8 | 0 | 22 |
| McNeal, Willie | 4 | 21 | 5.2 | 0 | 9 |
| Total..... | 10 | 80 | 8.0 | 0 | 22 |
| Opponents..... | 14 | 90 | 6.4 | 0 | 28 |

KICK RETURNS

| | NO. | YDS | AVG | TD | LONG |
|-----------------------|-----------|-------------|-------------|----------|------------|
| Towner, Kylen | 28 | 635 | 22.7 | 1 | 94 |
| McNeal, Willie | 13 | 283 | 21.8 | 0 | 35 |
| Taylor, Taywan | 6 | 81 | 13.5 | 0 | 25 |
| Brown, Joe | 5 | 139 | 27.8 | 0 | 38 |
| Wales, Anthony | 1 | 8 | 8.0 | 0 | 8 |
| Total..... | 53 | 1146 | 21.6 | 1 | 94 |
| Opponents..... | 77 | 1577 | 20.5 | 3 | 100 |

INTERCEPTIONS

| | NO. | YDS | AVG | TD | LONG |
|-----------------------|-----------|------------|-------------|----------|-----------|
| Leston, Branden | 4 | 29 | 7.2 | 0 | 29 |
| Singh, Ricardo | 2 | 120 | 60.0 | 1 | 85 |
| Terry, Wonderful | 2 | 133 | 66.5 | 2 | 90 |
| Gardner, Juwan | 1 | 96 | 96.0 | 1 | 96 |
| Iworah, Prince | 1 | 20 | 20.0 | 0 | 20 |
| Thomas, Cam | 1 | 0 | 0.0 | 0 | 0 |
| Bertram, Daeshawn | 1 | 0 | 0.0 | 0 | 0 |
| Total..... | 12 | 398 | 33.2 | 4 | 96 |
| Opponents..... | 10 | 199 | 19.9 | 1 | 77 |

FUMBLE RETURNS

| | NO. | YDS | AVG | TD | LONG |
|-----------------------|----------|------------|-------------|----------|-----------|
| Terry, Wonderful | 1 | 95 | 95.0 | 1 | 95 |
| Thomas, Cam | 1 | 37 | 37.0 | 0 | 37 |
| Total..... | 2 | 132 | 66.0 | 1 | 95 |
| Opponents..... | 2 | 31 | 15.5 | 0 | 25 |

ALL PURPOSE

| | G | RUSH | REC | PR | KOR | IR | TOT | AVG |
|-----------------------|-----------|-------------|-------------|-----------|-------------|------------|-------------|--------------|
| Allen, Leon | 12 | 1490 | 431 | 0 | 0 | 0 | 1921 | 160.1 |
| Taylor, Taywan | 12 | 0 | 739 | 0 | 81 | 0 | 820 | 68.3 |
| McNeal, Willie | 12 | 0 | 511 | 21 | 283 | 0 | 815 | 67.9 |
| Dangerfield, Jared | 12 | 0 | 738 | 0 | 0 | 0 | 738 | 61.5 |
| Towner, Kylen | 11 | 30 | 1 | 59 | 635 | 0 | 725 | 65.9 |
| Wales, Anthony | 10 | 423 | 115 | 0 | 8 | 0 | 546 | 54.6 |
| Grant, Antwane | 9 | 0 | 479 | 0 | 0 | 0 | 479 | 53.2 |
| Henry, Mitchell | 11 | 0 | 442 | 0 | 0 | 0 | 442 | 40.2 |
| Norris, Nicholas | 12 | 0 | 338 | 0 | 0 | 0 | 338 | 28.2 |
| German, Joel | 12 | 0 | 331 | 0 | 0 | 0 | 331 | 27.6 |
| Higbee, Tyler | 10 | 0 | 226 | 0 | 0 | 0 | 226 | 22.6 |
| Brown, Joe | 8 | 1 | 0 | 0 | 139 | 0 | 140 | 17.5 |
| Terry, Wonderful | 11 | 0 | 0 | 0 | 0 | 133 | 133 | 12.1 |
| Singh, Ricardo | 12 | 0 | 0 | 0 | 0 | 120 | 120 | 10.0 |
| Gardner, Juwan | 8 | 0 | 0 | 0 | 0 | 96 | 96 | 12.0 |
| Jones, Troy | 3 | 35 | 0 | 0 | 0 | 0 | 35 | 11.7 |
| Leston Branden | 12 | 0 | 0 | 0 | 0 | 29 | 29 | 2.4 |
| Warr, Darmontre | 11 | 26 | 0 | 0 | 0 | 0 | 26 | 2.4 |
| Gorski, Tim | 12 | 0 | 25 | 0 | 0 | 0 | 25 | 2.1 |
| Iworah, Prince | 12 | 0 | 0 | 0 | 0 | 20 | 20 | 1.7 |
| Fant, Nacarius | 4 | 0 | 3 | 0 | 0 | 0 | 3 | 0.8 |
| Coley, Demetrius | 12 | 2 | 0 | 0 | 0 | 0 | 2 | 0.2 |
| Turner, Lonnie | 9 | 0 | 1 | 0 | 0 | 0 | 1 | 0.1 |
| TEAM | 7 | -4 | 0 | 0 | 0 | 0 | -4 | -0.6 |
| Occhipinti, Joseph | 12 | -24 | 0 | 0 | 0 | 0 | -24 | -2.0 |
| Doughty, Brandon | 12 | -56 | 0 | 0 | 0 | 0 | -56 | -4.7 |
| Total..... | 12 | 1923 | 4380 | 80 | 1146 | 398 | 7927 | 660.6 |
| Opponents..... | 12 | 2756 | 3266 | 90 | 1577 | 199 | 7888 | 657.3 |

FIELD GOALS

| | M-ATT | PCT | 1-19 | 20-29 | 30-39 | 40-49 | 50-99 | LG | BL |
|----------------|-------|------|------|-------|-------|-------|-------|----|----|
| Schwettman, G. | 16-20 | 80.0 | 1-1 | 6-7 | 7-9 | 2-3 | 0-0 | 42 | 1 |

FG SEQUENCE

| | WKU | OPPONENTS |
|------------------|--------------------------|----------------|
| Bowling Green | 41,(29) | 27,(52) |
| Illinois | (41),(19) | 50,34 |
| Middle Tennessee | (20),(37),(24),(36),(27) | (37),(29),(42) |
| Navy | (37),(36),(33) | 28 |
| UAB | 27 | 48 |
| FAU | (42) | 34,46,(32) |
| Old Dominion | (27) | (41) |
| Louisiana Tech | (31) | (51) |
| UTEP | - | (28),(29) |
| ARMY | (36) | (43),22 |
| UTSA | (34) | - |
| MARSHALL | 35,(21) | (17) |

Numbers in (parentheses) indicate field goal was made

PUNTING

| | NO. | YDS | AVG | LG | TB | FC | I20 | 50+ | BLKD |
|-----------------------|-----------|-------------|-------------|-----------|----------|-----------|-----------|----------|----------|
| Occhipinti, Joseph | 46 | 1733 | 37.7 | 55 | 3 | 14 | 11 | 3 | 0 |
| Total..... | 46 | 1733 | 37.7 | 55 | 3 | 14 | 11 | 3 | 0 |
| Opponents..... | 39 | 1604 | 41.1 | 68 | 3 | 18 | 16 | 4 | 0 |



2014 POPEYES BAHAMAS BOWL MEDIA GUIDE

@WKUFootball // @WKUSports \ @WKUSportsPics



FINAL STATISTICS

DEFENSIVE LEADERS

| | GP | -----TACKLES----- | | | TFL/YDS | -SACKS- | | ---PASS DEF--- | | QBH | -FUMBLES- | | BLKD | |
|-----------------------|-----------|-------------------|------------|------------|-----------------|---------------|---------------|----------------|-----------|---------------|-----------|----------|------|--|
| | | UA | A | TOTAL | | NO-YARDS | INT-YDS | BRUP | RCV-YDS | | FF | KICK | SAF | |
| 10 Holt, Nick | 12 | 59 | 44 | 103 | 7.0-23 | 1.5-10 | . | 3 | 4 | 1-0 | . | . | . | |
| 17 Brown, Dejon | 12 | 49 | 22 | 71 | 6.5-17 | 2.0-8 | . | 1 | 2 | . | 1 | . | . | |
| 8 Ward, Marcus | 12 | 40 | 20 | 60 | 2.0-4 | . | . | 1 | . | 1-0 | . | . | . | |
| 45 Leston, Branden | 12 | 41 | 16 | 57 | 3.0-16 | 1.0-9 | 4-29 | 1 | 1 | 1-0 | . | . | . | |
| 31 Williams, Terran | 10 | 32 | 19 | 51 | 2.0-5 | . | . | 1 | 2 | . | 1 | . | . | |
| 38 Singh, Ricardo | 12 | 29 | 20 | 49 | . | . | 2-120 | 2 | 1 | . | . | . | . | |
| 94 Shorter, Bryan | 12 | 24 | 17 | 41 | 7.5-51 | 5.5-49 | . | 1 | . | 1-0 | . | . | . | |
| 19 Thomas, Cam | 10 | 33 | 8 | 41 | 1.0-2 | . | 1-0 | 4 | 1 | 1-37 | . | . | . | |
| 88 Rocker, Gavin | 12 | 25 | 14 | 39 | 6.0-35 | 4.5-30 | . | 1 | 2 | 1-0 | 1 | . | . | |
| 5 Terry, Wonderful | 11 | 27 | 10 | 37 | 3.0-9 | . | 2-133 | 2 | . | 1-95 | 1 | . | . | |
| 9 Randall, Daqual | 8 | 18 | 19 | 37 | 0.5-0 | . | . | . | 1 | . | 1 | . | . | |
| 30 Iworah, Prince | 12 | 26 | 8 | 34 | 2.5-9 | . | 1-20 | 5 | . | . | 1 | . | . | |
| 28 Brown, Rico | 12 | 19 | 11 | 30 | 0.5-4 | 0.5-4 | . | 2 | . | 1-0 | . | . | . | |
| 98 Terrell, Devante | 12 | 18 | 8 | 26 | 1.5-8 | 1.0-8 | . | 1 | . | 1-0 | . | . | . | |
| 58 Overstreet, Derik | 8 | 18 | 8 | 26 | 1.0-8 | . | . | 1 | 1 | 1-0 | . | . | . | |
| 92 Brown, Ge'Monee | 12 | 18 | 3 | 21 | 8.0-11 | . | . | . | . | . | 1 | . | . | |
| 29 Johnson, Leverick | 11 | 15 | 5 | 20 | 1.0-1 | . | . | 1 | . | . | . | . | . | |
| 34 Davis, Drew | 12 | 13 | 5 | 18 | 1.0-8 | 1.0-8 | . | . | 1 | . | 1 | . | . | |
| 16 Smith, T.J. | 12 | 13 | 5 | 18 | 4.0-13 | 1.0-10 | . | . | . | . | 1 | . | . | |
| 59 Reeves, Tanner | 9 | 12 | 6 | 18 | 4.0-27 | 3.0-23 | . | . | 1 | . | . | . | . | |
| 18 Johnson, Shaquille | 11 | 13 | 2 | 15 | . | . | . | . | 1 | . | . | . | . | |
| 54 Bertram, Daeshawn | 10 | 9 | 4 | 13 | 1.0-6 | 1.0-6 | 1-0 | . | . | . | 1 | . | . | |
| 57 Young, Derrell | 10 | 7 | 3 | 10 | . | . | . | . | . | . | . | . | . | |
| 22 Coleman, Forrest | 9 | 8 | 2 | 10 | . | . | . | 1 | . | . | . | . | . | |
| 48 Robinson, Kalvin | 8 | 7 | 2 | 9 | 1.0-1 | . | . | . | 1 | . | . | . | . | |
| 99 Isaac, D'Von | 10 | 5 | 3 | 8 | . | . | . | . | . | . | . | . | . | |
| 93 Glover, DeMarcus | 7 | 2 | 4 | 6 | . | . | . | 1 | . | . | . | . | . | |
| 6 Duclos, Devante | 6 | 3 | 2 | 5 | . | . | . | . | . | . | . | . | . | |
| 14 Gardner, Juwan | 8 | 3 | 1 | 4 | . | . | 1-96 | 1 | . | . | . | . | . | |
| 7 Brown, Joe | 8 | 3 | 1 | 4 | . | . | . | . | . | . | . | . | . | |
| 10 McNeal, Willie | 12 | 4 | . | 4 | . | . | . | . | . | . | . | . | . | |
| 91 Jones, Trae | 4 | 1 | 2 | 3 | . | . | . | . | . | . | . | . | . | |
| 82 Higbee, Tyler | 10 | 3 | . | 3 | . | . | . | . | . | . | . | . | . | |
| 39 Mugler, Mike | 12 | 2 | . | 2 | . | . | . | . | . | . | . | . | . | |
| 11 Scott, Devin | 11 | 2 | . | 2 | . | . | . | . | . | . | . | . | . | |
| 35 Coley, Demetrius | 12 | . | 2 | 2 | . | . | . | . | . | . | . | . | . | |
| 24 Patterson, Dalton | 10 | 2 | . | 2 | . | . | . | . | . | . | . | . | . | |
| 20 Wales, Anthony | 10 | 2 | . | 2 | . | . | . | . | . | . | . | . | . | |
| 25 Vaughn, Blair | 1 | 1 | . | 1 | . | . | . | . | . | . | . | . | . | |
| 76 Lamp, Forrest | 12 | 1 | . | 1 | . | . | . | . | . | . | . | . | . | |
| 41 Simmons, De'Andre | 5 | 1 | . | 1 | . | . | . | . | . | . | . | . | . | |
| 52 Clemmons, Cameron | 12 | 1 | . | 1 | . | . | . | . | . | . | . | . | . | |
| 26 Warr, Darmontre | 11 | 1 | . | 1 | . | . | . | . | . | . | . | . | . | |
| 4 Iyiegbuniwe, Joel | 3 | 1 | . | 1 | . | . | . | . | . | . | . | . | . | |
| 13 Grant, Antwane | 9 | 1 | . | 1 | . | . | . | . | . | . | . | . | . | |
| 81 Towner, Kylan | 11 | 1 | . | 1 | . | . | . | . | . | . | . | . | . | |
| 21 Dangerfield, Jared | 12 | 1 | . | 1 | . | . | . | . | . | . | . | . | . | |
| 33 Allen, Leon | 12 | 1 | . | 1 | . | . | . | . | . | . | . | . | . | |
| Total..... | 12 | 615 | 296 | 911 | 64-258 | 22-165 | 12-398 | 30 | 19 | 10-132 | 10 | . | . | |
| Opponents..... | 12 | 562 | 282 | 844 | 58.0-226 | 19-137 | 10-199 | 48 | 28 | 6-31 | 11 | 2 | . | |



MID-AMERICAN CONFERENCE 2014 Bowl Season Football Release

Football Contact: Ken Mather, Assistant Commissioner for Media & Public Relations (kmather@mac-sports.com)
Mid-American Conference, 24 Public Square, 15th Floor, Cleveland, Ohio 44113, 216-566-4622, www.mac-sports.com

Follow Us On Twitter @MACSports
Become a fan of the Mid-American Conference on Facebook

MAC Standings

| | Conference | | | | | | Overall | | | | | | |
|----------------------|------------|---|------|-----|-----|-----|---------|----|------|-----|-----|-----|-----|
| | W | L | Pct. | Stk | H | A | W | L | Pct. | Stk | H | A | N |
| WEST DIVISION | | | | | | | | | | | | | |
| !^Northern Illinois | 7 | 1 | .875 | W6 | 3-1 | 4-0 | 11 | 2 | .846 | W7 | 4-1 | 6-1 | 1-0 |
| ^Toledo | 7 | 1 | .875 | W2 | 4-0 | 3-1 | 8 | 4 | .667 | W2 | 5-1 | 3-3 | - |
| ^Western Michigan | 6 | 2 | .750 | L1 | 2-2 | 4-0 | 8 | 4 | .667 | L1 | 3-2 | 5-2 | - |
| ^Central Michigan | 5 | 3 | .625 | L1 | 2-2 | 3-1 | 7 | 5 | .583 | L1 | 3-3 | 4-2 | - |
| Ball State | 4 | 4 | .500 | W2 | 2-2 | 2-2 | 5 | 7 | .417 | W2 | 3-3 | 2-4 | - |
| Eastern Michigan | 1 | 7 | .125 | L6 | 1-3 | 0-4 | 2 | 10 | .167 | L6 | 2-3 | 0-7 | - |
| EAST DIVISION | | | | | | | | | | | | | |
| *^Bowling Green | 5 | 3 | .625 | L2 | 2-2 | 3-1 | 7 | 6 | .538 | L3 | 4-2 | 3-3 | 0-1 |
| ^Ohio | 4 | 4 | .500 | W1 | 2-2 | 2-2 | 6 | 6 | .500 | W1 | 4-2 | 2-4 | - |
| Akron | 3 | 5 | .375 | L1 | 3-1 | 0-4 | 5 | 7 | .417 | L1 | 4-2 | 1-5 | - |
| UMass | 3 | 5 | .375 | L2 | 2-2 | 1-3 | 3 | 9 | .250 | L2 | 2-4 | 1-5 | - |
| Buffalo | 3 | 4 | .429 | W2 | 2-1 | 1-3 | 5 | 6 | .455 | W2 | 4-2 | 1-4 | - |
| Miami | 2 | 6 | .250 | L3 | 2-2 | 0-4 | 2 | 10 | .167 | L3 | 2-4 | 0-6 | - |
| Kent State | 1 | 6 | .143 | W1 | 1-3 | 0-3 | 2 | 9 | .182 | W1 | 2-4 | 0-5 | - |

! Marathon MAC Football Champion *Division Champion ^ Bowl Eligible

MAC Storylines

• Five Mid-American Conference (MAC) programs will be playing in bowl games this season as Northern Illinois (Boca Raton Bowl), Toledo (GoDaddy Bowl), Western Michigan (Famous Idaho Potato Bowl), Bowling Green (Raycom Media Camellia Bowl) and Central Michigan (Popeyes Bahamas Bowl) will represent the MAC this 2014 bowl season.

• The five MAC bowl invitations marks the seventh time in MAC history to have five or more programs receive a bowl invitation (2004, 2008, 2009, 2011, 2012, 2013 & 2014) in a single-season. The MAC record is seven bowl invitations, which was established in the 2012 bowl season.

• Northern Illinois won the 2014 Marathon MAC Football Championship with a 51-17 win over Bowling Green on Dec. 5 at Ford Field. This marked the third MAC Championship for the Huskies program in the last five seasons.

• The Northern Illinois invitation to the Boca Raton Bowl against Marshall is one of only three bowl games this entire season matching Conference Champions. MAC Champion Northern Illinois will face Conference-USA Champion Marshall on Dec. 23 in the Boca Raton Bowl on ESPN at 6 pm ET. The only two other bowl games featuring Conference Champions are the two College Football Playoff Semifinal Games with the top four ranked programs in college football -- No. 1 Alabama vs. No. 4 Ohio State in the Allstate Sugar Bowl and No. 2. Oregon vs. No. 3. Florida State in the Rose Bowl.

• In the previous three bowl seasons, the MAC has a record of 6-11 in 17 bowl games – 2013 (0-5); 2012 (2-5); 2011 (4-1) – as ten different MAC programs have appeared in a bowl game in that span.

• Bowling Green (7-6, 5-3 MAC) won the MAC East Division for the second consecutive season as the Falcons were the first MAC East Division Champions in back-to-back years since Miami (2003-04).

• The only MAC program that was bowl eligible to not receive a bowl invitation was Ohio University. The Bobcats were one of five programs in FBS to reach bowl eligibility and not receive an invitation as FBS had 81 teams bowl eligible for 76 bowl spots.

MID-AMERICAN CONFERENCE 2014 BOWL SCHEDULE

Dec. 20: Famous Idaho Potato Bowl
Boise, Ida. 5:45 pm ET (ESPN)
Western Michigan (8-4, 6-2 MAC)
vs. Air Force (9-3, 5-3, Mountain West)
Second-year Head Coach P.J. Fleck will lead the Broncos to the program's first bowl appearance since the 2011 season (Little Caesars Pizza Bowl).



Dec. 20: Raycom Media Camellia Bowl
Montgomery, Ala. 9:15 pm ET (ESPN)
Bowling Green (7-6, 5-3 MAC)
vs. South Alabama (6-6, 5-3, Sun Belt)
Bowling Green won the MAC East Division under first-year head coach Dino Babers and will be making their third consecutive bowl appearance (2013 Little Caesars Pizza Bowl; 2012 Military Bowl).



Dec. 23: Boca Raton Bowl
Boca Raton, Fla. 6:00 pm ET (ESPN)
Northern Illinois (11-2, 7-1 MAC)
vs. Marshall (12-1, 7-1, C-USA)
NIU won the 2014 Marathon MAC Football Championship over Bowling Green, 51-17, for the third time in the last five years. Huskies have set a MAC football program record with seven consecutive bowl invitations.



Dec. 24: Popeyes Bahamas Bowl
Nassau, Bahamas, Noon ET (ESPN)
Central Michigan (7-5, 5-3 MAC)
vs. Western Kentucky (7-5, 4-4, C-USA)
Central Michigan won three of their last four games. Fifth-year head coach Dan Enos is making his second bowl appearance in the last three years (24-21 win over Western Kentucky, Little Caesars Pizza Bowl).



Jan. 4: GoDaddy Bowl
Mobile, Ala. 9:00 pm ET (ESPN)
Toledo (8-4, 7-1 MAC)
vs. Arkansas State (7-5, 5-3, Sun Belt)
Third-year Head Coach Matt Campbell is making his second bowl appearance in the last three years and the program's MAC leading 14th bowl game.



Follow MAC football with the MAC Digital Network at www.mac-sports.com.



The MAC has partnered with collegypressbox.com to continue media services and provide access to information on the conference and our membership including rosters, bios, game notes, depth charts, stats, quotes, flipcards, media schedules and more.

MAC BOWL HISTORY

Since the conference inception in 1946, the MAC has played in 88 bowl games with a 37-51 (.420) overall bowl record. In the early going, bowl games were few and far between before the consistency of a single-bowl game became into existence. However, over the last decade the MAC has witnessed a significant increase in the number of bowl invitations both from primary and secondary bowl partnerships, but also several at-large bowl selections as well.

From 1946 to 1980, the MAC appeared in a total of 17 bowl games in the first 35 years of the Conference in operation.

From 1981 to 2000, the MAC witnessed twenty consecutive years of receiving only one bowl invitation each football season.

The MAC forged a bowl partnership with Detroit from 1997-2013 (Motor City Bowl and Little Caesars Pizza Bowl). The MAC added Mobile in 2001 (GMAC Bowl, now named GoDaddy Bowl) and Boise in 2010 (Humanitarian Bowl, now named Famous Idaho Potato Bowl) as primary bowl partners.

Beginning in 2004, the conference witnessed increased bowl participation in at-large selections as the 2004 bowl season witnessed five MAC programs receive a bowl invitation and that number was matched during the 2008, 2009, 2011, 2013 and 2014 bowl seasons. The Conference sent four programs to bowls in 2006 and 2010. The MAC set a Conference record with seven programs receiving a bowl invitation in the 2012 bowl season.

MAC Commissioner Dr. Jon Steinbrecher joined the Conference in 2009 and added Boise as a primary bowl partner in 2010, while adding secondary bowl agreements over the last four seasons ranging from Gildan New Mexico; Bitcoin St. Petersburg and the Birmingham Bowl in order to provide MAC members the opportunity to represent the Conference and receive additional bowl invitations.

The 2012 bowl season witnessed the conference earn its first BCS Bowl invitation with Northern Illinois gaining a No. 15 BCS ranking and an invite to the Discover Orange Bowl.

During the 2013-14 academic year, the MAC announced primary bowl partnerships with the newly created Raycom Media Camellia Bowl (Montgomery, Ala.), along with the Popeyes Bahamas Bowl (Nassau, Bahamas), Boca Raton Bowl (Boca Raton, Fla.) and Miami Beach Bowl (Miami Beach, Fla.). In addition, the MAC secured a six-year partnership with the San Diego County Credit Union Poinsettia Bowl as a primary and secondary partner over the span.

In the last four bowl seasons, the MAC has an 8-13 overall bowl record. Last year the MAC went 0-5 in bowl games and 2-5 during the 2012 bowl season. The 2011 season witnessed a MAC record of 4-1 in five bowl games to win the ESPN Challenge Cup for the best FBS Conference record in bowl games. The MAC went 2-2 overall in bowl games during the 2010 bowl season.

MAC Bowl Records

| Team | W | L | T | PCT. | Last Appearance |
|-------------------|----|----|---|-------|--------------------------------|
| Akron | 0 | 1 | 0 | .000 | 2005 Motor City Bowl |
| Ball State | 0 | 7 | 0 | .000 | 2014 GoDaddy Bowl |
| Bowling Green | 4 | 7 | 0 | .364 | 2013 Little Caesars Pizza Bowl |
| Buffalo | 0 | 2 | 0 | .000 | 2013 Famous Idaho Potato Bowl |
| Central Michigan | 3 | 4 | 0 | .429 | 2012 Little Caesars Pizza Bowl |
| Eastern Michigan | 1 | 0 | 0 | 1.000 | 1987 California Raisin Bowl |
| Kent State | 0 | 3 | 0 | .000 | 2013 GoDaddy.com Bowl |
| Miami (Ohio) | 7 | 3 | 0 | .700 | 2011 GoDaddy.com Bowl |
| Northern Illinois | 4 | 5 | 0 | .444 | 2013 S.D. Poinsettia Bowl |
| Ohio | 2 | 6 | 0 | .250 | 2013 Beef 'O' Brady's Bowl |
| Toledo | 9 | 4 | 0 | .692 | 2012 Famous Idaho Potato Bowl |
| Western Michigan | 0 | 5 | 0 | .000 | 2011 Little Caesars Pizza Bowl |
| UMass | 0 | 0 | 0 | .000 | -- |
| Current Members | 30 | 47 | 0 | .390 | |

Former MAC Members

| | | | | | |
|----------------|---|---|---|------|-----------------------------|
| Cincinnati | 1 | 1 | 0 | .500 | 1951 Sun Bowl |
| Marshall | 5 | 2 | 0 | .714 | 2004 Plains Capital |
| Temple | 1 | 1 | 0 | .500 | 2011 Gildan New Mexico Bowl |
| Former Members | 7 | 4 | 0 | .636 | |

| Totals | W | L | T | PCT. |
|-----------------|----|----|---|------|
| Current Members | 30 | 47 | 0 | .390 |
| Past Members | 7 | 4 | 0 | .636 |
| Overall | 37 | 51 | 0 | .420 |

MAC Year-By-Year Bowl Results

| | |
|------|--|
| 1947 | Sun - Cincinnati 18, Virginia Tech 8 |
| 1948 | Sun - Miami 13, Texas Tech 12 |
| 1950 | Salad - Miami 34, Arizona State 21 |
| 1951 | Sun - West Texas State 14, Cincinnati 13 |
| 1954 | Refrigerator Bowl - Delaware 19, Kent State 7 |
| 1961 | Aviation Bowl - New Mexico 28, Western Michigan 12 |
| 1961 | Mercy - Fresno State 36, Bowling Green 6 |
| 1962 | Tangerine - Houston 49, Miami 21 |
| 1962 | Sun - West Texas State 15, Ohio 14 |
| 1968 | Tangerine - Richmond 49, Ohio 42 |
| 1969 | Tangerine - Toledo 56, Davidson 33 |
| 1970 | Tangerine - Toledo 40, William & Mary 12 |
| 1971 | Tangerine - Toledo 28, Richmond 3 |
| 1972 | Tangerine - Tampa 21, Kent State 18 |
| 1973 | Tangerine - Miami 16, Florida 7 |
| 1974 | Tangerine - Miami 21, Georgia 10 |
| 1975 | Tangerine - Miami 20, South Carolina 7 |
| 1981 | California Raisin - Toledo 27, San Jose State 25 |
| 1982 | California Raisin - Fresno State 29, BGSU 28 |
| 1983 | California Raisin - NIU 20, Cal State Fullerton 13 |
| 1984 | California Raisin - UNLV 30, Toledo 13* |
| 1985 | California Raisin - Fresno State 51, BGSU 7 |
| 1986 | California Raisin - San Jose State 37, Miami 7 |
| 1987 | California Raisin - EMU 30, San Jose State 27 |
| 1988 | California Raisin - Fresno State 35, WMU 30 |
| 1989 | California Raisin - Fresno State 27, Ball State 6 |
| 1990 | California Raisin - San Jose State 48, CMU 24 |
| 1991 | California Raisin - BGSU 28, Fresno State 21 |
| 1992 | Las Vegas - BGSU 35, Nevada 24 |
| 1993 | Las Vegas - Utah State 42, Ball State 33 |
| 1994 | Las Vegas - UNLV 52, CMU 24 |
| 1995 | Las Vegas - Toledo 40, Nevada 37 OT |
| 1996 | Las Vegas - Nevada 18, Ball State 15 |
| 1997 | Motor City - Ole Miss 34, Marshall 31 |
| 1998 | Motor City - Marshall 48, Louisville 29 |
| 1999 | Motor City - Marshall 21, BYU 3 |
| 2000 | Motor City - Marshall 25, Cincinnati 14 |
| 2001 | GMAC - Marshall 64, East Carolina 61 2OT |
| 2001 | Motor City - Toledo 23, Cincinnati 16 |
| 2002 | GMAC - Marshall 38, Louisville 15 |
| 2002 | Motor City - Boston College 51, Toledo 25 |
| 2003 | GMAC - Miami 49, Louisville 28 |
| 2003 | Motor City - BGSU 28, Northwestern 24 |
| 2004 | Motor City - Connecticut 39, Toledo 10 |
| 2004 | GMAC - Bowling Green 52, Memphis 35 |
| 2004 | Silicon Valley Football Classic - NIU 34, Troy 21 |
| 2004 | Independence Bowl - Iowa State 17, Miami 13 |
| 2004 | PlainsCapital Forth Worth Bowl - Cincinnati 32, Marshall 14 |
| 2005 | Motor City Bowl - Memphis 38, Akron 31 |
| 2005 | GMAC - Toledo 45, UTEP 13 |
| 2006 | Motor City - Central Michigan 31, MTSU 14 |
| 2006 | Poinsettia - TCU 37, Northern Illinois 7 |
| 2007 | GMAC - Southern Miss 28, Ohio 7 |
| 2007 | International - Cincinnati 27, Western Michigan 24 |
| 2007 | Motor City - Purdue 51, Central Michigan 48 |
| 2008 | International Bowl - Rutgers 52, Ball State 30 |
| 2008 | GMAC - Tulsa 63, Bowling Green 7 |
| 2008 | Motor City - FAU 24, Central Michigan 21 |
| 2008 | Independence - La. Tec. 17, Northern Illinois 10 |
| 2008 | Texas - Rice 38, Western Michigan 14 |
| 2009 | International - Connecticut 38, Buffalo 20 |
| 2009 | GMAC - Tulsa 45, Ball State 13 |
| 2009 | Little Caesars Pizza - Marshall 21, Ohio 17 |
| 2009 | EagleBank - UCLA 30, Temple 21 |
| 2009 | Roady's Humanitarian - Idaho 43, Bowling Green 42 |
| 2010 | International - South Florida 27, Northern Illinois 3 |
| 2010 | GMAC - Central Michigan 44, Troy 41 (2OT) |
| 2010 | uDrove Humanitarian - Northern Illinois 40, Fresno State 17 |
| 2010 | R+L Carriers New Orleans - Troy 48, Ohio 21 |
| 2010 | Little Caesars Pizza - Florida International 34, Toledo 32 |
| 2011 | GoDaddy.com - Miami 35, Middle Tennessee 21 |
| 2011 | Gildan New Mexico - Temple 37, Wyoming 15 |
| 2011 | Famous Idaho Potato - Ohio 24, Utah State 23 |
| 2011 | Little Caesars Pizza Bowl - Purdue 37, Western Michigan 32 |
| 2011 | Military Bowl - Toledo 42, Air Force 41 |
| 2012 | GoDaddy.com Bowl - Northern Illinois 38, Arkansas State 20 |
| 2012 | Famous Idaho Potato Bowl - Utah State 41, Toledo 15 |
| 2012 | Beef 'O' Brady's Bowl St. Petersburg - UCF 38, Ball State 17 |
| 2012 | Little Caesars Pizza Bowl - Central Michigan 24, W. Kentucky 21 |
| 2012 | Military Bowl - San Jose State 29, Bowling Green 20 |
| 2012 | Advocare V100 Independence - Ohio 45, Louisiana-Monroe 14 |
| 2013 | Discover Orange Bowl - Florida State 31, Northern Illinois 10 |
| 2013 | GoDaddy.com Bowl - Arkansas State 17, Kent State 13 |
| 2013 | Famous Idaho Potato Bowl - San Diego State 49, Buffalo 24 |
| 2013 | Beef 'O' Brady's St. Petersburg Bowl - East Carolina 37, Ohio 20 |
| 2013 | Little Caesars Pizza Bowl - Pittsburgh 30, Bowling Green 27 |
| 2013 | S. D. County Credit Union Poinsettia-Utah State 21, NIU 14 |
| 2013 | GoDaddy Bowl - Arkansas State 23, Ball State 20 |
| 2014 | Famous Idaho Potato Bowl - Western Michigan vs. Air Force |
| 2014 | Raycom Media Camellia Bowl - Bowling Green vs. South Alabama |
| 2014 | Boca Raton Bowl - Northern Illinois vs. Marshall |
| 2014 | Popeyes Bahamas Bowl - Central Michigan vs. Western Kentucky |
| 2015 | GoDaddy Bowl - Toledo vs. Arkansas State |

*1984 game was forfeited to Toledo because of ineligible players by UNLV

POPEYES BAHAMAS BOWL

Central Michigan (7-5, 5-3 MAC) vs. Western Kentucky (7-5, 4-4 C-USA)

Wednesday, December 24, 2014 • Noon ET • Nassau, Bahamas • Thomas A. Robinson Stadium (15,000)
ESPN Announcers: Steve Levy (play-by-play), Lou Holtz and Mark May (analyst), Laura Rutledge (sideline reporter)**Central Michigan****Head Coach: Dan Enos**Career: 26-35 (5th year)
at Central Michigan: 26-35 (5th year)**Western Kentucky****Head Coach: Jeff Brohm**Career: 7-5 (1st year)
at Western Kentucky: 7-5 (1st year)**Central Michigan Notes:**

- This is the eighth bowl game in Central Michigan history. The Chippewas are 3-4 after winning their last two postseason games. CMU was victorious in the 2006 Motor City Bowl (31-14 over Middle Tennessee State), 2010 GMAC Bowl (44-41 in 2OT over Troy) and the 2012 Little Caesars Pizza Bowl (24-21 over Western Kentucky). Central Michigan lost the 1990 California Raisin Bowl (48-24 to San Jose State), 1994 Las Vegas Bowl (52-24 to UNLV), 2007 Motor City Bowl (51-48 to Purdue) and the 2008 Motor City Bowl (24-21 to Florida Atlantic).
- Dan Enos is just one of five active Division I coaches to win a bowl game both as a starting quarterback and a head coach. As a player, Enos quarterbacked Michigan State to back-to-back bowl victories, a 33-13 win over Hawaii in the 1989 Aloha Bowl and a 17-16 win over Southern California in the 1990 John Hancock Bowl. In 2012, he led the Chippewas to the program's third ever bowl win, a 24-21 victory over Western Kentucky in the Little Caesars Pizza Bowl. Steve Spurrier (South Carolina), Steve Sarkisian (Washington), Kliff Kingsbury (Texas Tech) and Mike Gundy (Oklahoma State) have also accomplished the feat.
- This is CMU's first international game and the fifth MAC team to play a game outside of the United States. Western Michigan, Ball State, Buffalo and Northern Illinois took part in the International Bowl in Toronto from 2008-2010. It is the first postseason FBS bowl game outside of either the United States or Canada between two U.S. teams since the Jan. 1, 1937 Bacardi Bowl in Havana, Cuba, a 7-7 tie between Auburn and Villanova.
- CMU is 2-1 against current members of Conference USA in bowl games. The Chippewas defeated Middle Tennessee State in 2006 and Western Kentucky in 2012 and lost to Florida Atlantic in 2008.
- Central Michigan is bowl eligible for the seventh time in the last nine years, including three-straight seasons. CMU was bowl eligible last year but was not selected. Only Ohio (eight times) has been bowl eligible more times in that span.

Offensive Notes:

- CMU's starting offensive line has made a total of 142 starts led by guard Andy Phillips (42) and center Nick Beamish (37). CMU has started the same five players this year.
- The Chippewas have rushed for 203.3 yards per game in their seven victories and 96.2 ypg in their five losses.
- Wide receiver Jesse Kroll has earned a first down or scored a touchdown on 27 of his 32 receptions this season.
- Quarterback Cooper Rush is completing 68 percent of his passes on second down this season and just 54 percent on third down.
- Since scoring on just 2-of-5 opportunities in the red zone in the season opener against Chattanooga, CMU is 37-for-42 on red zone visits in its last 11 games.
- Senior wide receiver Courtney Williams reached 1,000 career receiving yards against Western Michigan. He now has 1,012 career yards.

Defensive Notes:

- Central Michigan has forced 13 turnovers (10 interceptions, 3 fumbles) in its seven wins and just seven turnovers (4 interceptions, 3 fumbles) in its five losses.
- CMU has allowed only one 100-yard rusher (Syracuse's Adonis Ameen-Moore with 106) this season.
- With Tyree Waller's interception against Western Michigan, CMU has had nine players create a turnover this season. Brandon Greer (3 INTs, 1 forced fumble), Tony Anese (3 INTs), Kevin King (2 INTs, 1 forced fumble), Justin Cherocci (2 forced fumbles) and Jason Wilson (2 INTs) have created multiple turnovers.

Football Contact: Rob Wyman, 989-774-7614, wymanlrd@cmich.edu**Western Kentucky Notes:**

- Western Kentucky enters the 2014 postseason with a four-game winning streak. Dating to 1975, it is the fourth time amongst the last 11 postseason appearances that Western Kentucky will enter the postseason with a streak of four wins or more.
- Western Kentucky is 13-10 all-time in games played in December. However, the Hilltoppers are on a four game slide in the month and last won a December game when they defeated McNeese State for the 2002 I-AA National Championship.
- Just six years into their transition into the FBS, the Hilltoppers are just about ready to shed the label of a newcomer to the FBS.
- Of the 27 teams to transition to the FBS since 1987, only eight have reached their second bowl game within that six year window. Western Kentucky joins Marshall, Boise State, Idaho, Nevada, South Florida, Troy, and FAU in that very exclusive group.

Wins Over Bowl Eligible Teams: In their first four seasons as a member of the FBS, the Hilltoppers beat just a combined three bowl-eligible teams. Over the past two seasons, Western Kentucky has defeated nine bowl-eligible teams, four in 2013 and a school-record five in 2014 - Bowling Green (7-5), Navy (6-5), Old Dominion (6-6), UTEP (7-5) and Marshall (12-1).

In Good Company: The Hilltoppers have been chock full of fireworks this season in all three phases. Western Kentucky is one of just a select few teams across the country on some noteworthy achievements.

- Western Kentucky is the only school in the country with four 80+ yard defensive touchdowns this season.
- Marshall and Western Kentucky are the only teams in the nation with three games eclipsing the 700 yard mark in total offense this season.
- The Hilltoppers are the only team to score 60 or more points in two league games this season.
- Western Kentucky, Cal, Washington State, Arizona, UNLV, UCLA and New Mexico State have seven or more players with 20+ receptions. Western Kentucky, Cal, Texas A&M and Washington State are the only four programs with five or more players with 30+ receptions.

Youth And Experience: The Hilltoppers feature one of the youngest teams in the country – and Conference USA's youngest – as they have 67 freshmen and sophomores making up their 105 fall camp roster. That mark is No. 25 nationally and the highest in C-USA. However, head coach Jeff Brohm has countered this with the league's most experienced collegiate coaching staff, tallying 238 years of combined experience. The next closest – Middle Tennessee with 187.

Don't Doubt Doughty: Western Kentucky quarterback Brandon Doughty leads the FBS with 44 touchdown passes and his 44 TDs are tied for the 16th most in single-season FBS history, passing the likes of Peyton Manning (1997), Drew Brees (1998) and Danny Wuerffel (1996). Doughty's 24 TD passes at home would have broken the single-season school record on their own, which stood at 22.

Quick Starts: Since shifting to a high-flying offense to start the 2013 season, Western Kentucky has proven to be potent on their opening drive. In the past two seasons, Western Kentucky has opened with a score on 16 occasions including 13 touchdowns, over 24 games. Additionally, in his two seasons at the starter, Brandon Doughty is 55-of-64 (85.9) for 664 yards and seven touchdowns on opening drives, including a perfect 7-of-7 and 6-of-6 drives against BGSU and UAB, respectively, in 2014.

Football Contact: Kyle Neaves, 270-745-3756, kyle.neaves@wku.edu

MAC Announces 2014 Post Season Awards

Western Michigan RB Jarvion Franklin Honored As MAC Offensive Player of the Year and Freshman of the Year

A total of 26 repeat selections from last year's All-MAC teams highlight this year's postseason football awards in the Mid-American Conference. Western Michigan Head Coach **P.J. Fleck** was named MAC Head Coach of the Year, while Western Michigan true freshman running back **Jarvion Franklin** was honored as both the MAC Offensive Player of the Year and Freshman of the Year. Miami defensive back **Quinten Rollins** was named MAC Defensive Player of the Year and Ball State kicker **Scott Secor** was named MAC Special Teams Player of the Year. Toledo senior offensive lineman **Greg Mancz** was tabbed as the winner of the 33rd Vern Smith Leadership Award.

Fleck, in his second year as head coach of Western Michigan orchestrated a dramatic turnaround for the Broncos program taking a 1-11 team last year to record an 8-4 overall record, 6-2 in the MAC West Division and contending for a Division title entering the final week of the regular season. Fleck led the Broncos to the most wins for the program since 2008 and bowl eligible for the first time since the 2011 season. Fleck becomes the first Bronco head coach to earn this honor since Bill Cubit in 2005.

Franklin, a true freshman running back at Western Michigan set the MAC single-season rushing record in MAC history with 1,525 yards rushing and his 24 rushing touchdowns ranks third all-time in a single-season in league history. Franklin's 24 rushing touchdowns also ranked tied for second in the country and his 1,525 rushing yards ranked ninth overall in the nation. Franklin becomes the first player in MAC history to be named both Offensive Player of the Year and Freshman of the Year. The only other freshman to garner two postseason awards was Kent State defensive tackle Roosevelt Nix, who earned Defensive Player of the Year and Freshman of the Year in 2010.

Rollins, a native of Wilmington, Ohio, played his first year of football as a senior after he finished his basketball career at Miami. Rollins led the MAC and ranked fourth in the nation with seven interceptions in 12 games this season. Rollins added 72 tackles, four tackles for loss and 16 passes defended. His 16 passes defended ranked fourth in the league and his 72 tackles was fourth on the team. Rollins finished his collegiate basketball career at Miami as the program's career leader in the following categories: second in steals (214), fourth in assists (391), seventh in games started (106) and ninth in minutes played (3,448).

Secor, a native of New Lenox, Ill., led all MAC kickers with 109 points on the year and ranked 20th in the nation in scoring (109 points and 9.1 avg.). Secor converted 25-of-30 field goal attempts this year, which tied the MAC single-season record for field goals made in a single-season. During his four-year collegiate career in Muncie, Secor converted 44-of-54 field goal attempts and his 81.48% career accuracy ranks fourth in MAC history.

A native of Cincinnati, Ohio, Mancz was voted by the Conference head coaches as the Vern Smith Leadership Award winner. The award is presented annually to the conference's top football player in honor of Vern Smith, the former University of Toledo Athletic Director. Mancz has been an anchor on the Rockets offensive line as Toledo ended the regular season with a 8-4 record, 7-1 as Co-Champions of the West Division. Mancz and the Toledo offensive line propelled the Rockets as the top ranked offense in the MAC in total offense (486.3 ypg) and rush offense (247.3 ypg), and ranked second in scoring offense (34.4 ppg) in the league. Mancz and the offensive line paved the way for sophomore running back Kareem Hunt to lead the MAC in yards rushing per game (151.1).

Central Michigan led the way in 2014 with five First-Team selections, followed by Northern Illinois and UMass with four and Toledo and Western Michigan with three each. Overall, Toledo and Western Michigan set the pace with 11 All-MAC honorees, followed by Northern Illinois with 10 honorees, while Ball State and Central Michigan each had eight honorees.

There were a total of four student-athletes named to their second consecutive First-Team selection: offensive lineman Tyler Loos (Northern Illinois), wide receiver Titus Davis (Central Michigan) and outside linebackers Jatavis Brown (Akron) and Junior Sylvestre (Toledo).

2014 MAC Specialty Award Winners

Coach of the Year: P.J. Fleck, Western Michigan
 Freshman of the Year: RB Jarvion Franklin, Western Michigan
 Offensive Player of the Year: RB Jarvion Franklin, Western Michigan
 Defensive Player of the Year: DB Quinten Rollins, Miami
 Special Teams Player of the Year: K Scott Secor, Ball State
 Vern Smith Leadership Award Winner: OL Greg Mancz, Toledo

All-MAC First Team Offense

Position – Name – School
 QB – Blake Frohnapfel, UMass
 OL – Greg Mancz, Toledo @!
 OL – Nick Beamish, Central Michigan
 OL – Andy Phillips, Central Michigan @
 OL – Andrew Ness, Northern Illinois
 OL – Tyler Loos, Northern Illinois ^+
 TE – Jean Sifrin, UMass
 WR – Tajae Sharpe, UMass
 WR – Titus Davis, Central Michigan ^+@
 WR – Corey Davis, Western Michigan @
 WR – Roger Lewis, Bowling Green
 RB – Jarvion Franklin, Western Michigan
 RB – Kareem Hunt, Toledo
 K – Scott Secor, Ball State #

All-MAC First Team Defense

Position – Name – School
 OLB – Jatavis Brown, Akron ^
 OLB – Junior Sylvestre, Toledo ^
 ILB – Justin Cherocci, Central Michigan #
 ILB – Jovan Santos-Knox, UMass
 DL – Jason Meehan, Northern Illinois
 DL – Leterrius Walton, Central Michigan
 DL – Pat O'Connor, Eastern Michigan
 DL – Cody Grice, Akron
 DB – Quinten Rollins, Miami
 DB – Nate Holley, Kent State
 DB – Donald Celiscar, Western Michigan #
 DB – Paris Logan, Northern Illinois
 P – Anthony Melchiori, Kent State @

All-MAC First Team Specialists

Position – Name – School
 KR – Eric Patterson, Ball State
 PR – Ryan Burbrink, Bowling Green @

All-MAC Second Team Offense

Position – Name – School
 QB – Zach Terrell, Western Michigan
 OL – Alex Huettel, Bowling Green @
 OL – Willie Beavers, Western Michigan
 OL – Josh Hendershot, Toledo
 OL – Jake Silas, Buffalo
 OL – Jeff Myers, Toledo #
 TE – Casey Pierce, Kent State
 WR – Da'Ron Brown, Northern Illinois @
 WR – David Frazier, Miami
 WR – Corey Jones, Toledo
 WR – Jordan Williams, Ball State #
 RB – Anthonie Taylor, Buffalo
 RB – Thomas Rawls, Central Michigan
 K – Jeremiah Detmer, Toledo ^!

All-MAC Second Team Defense

Position – Name – School
 OLB – Gabe Martin, Bowling Green @&
 OLB – Adam Redden, Buffalo #
 ILB – Boomer Mays, Northern Illinois
 ILB – Great Ibe, Eastern Michigan
 DL – Orion Jones, Toledo
 DL – Treyvon Hester, Toledo #
 DL – Nordly Capi, Akron
 DL – Perez Ford, Northern Illinois
 DB – Randall Jette, UMass
 DB – Nick Johnson, Bowling Green
 DB – Jordan Haden, Toledo
 DB – Dechane Durante, Northern Illinois #
 P – Zach Paul, Akron #

All-MAC Second Team Specialists

Position – Name – School
 KR – Devin Campbell, Buffalo
 PR – Daz Patterson, Ohio

All-MAC Third Team Offense

Position – Name – School
 QB – Andrew Hendrix, Miami
 OL – James Kristof, Western Michigan
 OL – Lucas Powell, Ohio
 OL – Jake Richard, Ball State #
 OL – Andre Davis, Buffalo
 OL – Zach Lewis, Miami
 TE – Tyreese Russell, Eastern Michigan @
 WR – Daniel Braverman, Western Michigan
 WR – Alonzo Russell, Toledo #!
 WR – Ron Willoughby, Buffalo
 WR – KeVonn Mabon, Ball State
 RB – Cameron Stingily, Northern Illinois
 RB – Jahwan Edwards, Ball State @!
 K – Tyler Tate, Bowling Green

All-MAC Third Team Defense

Position – Name – School
 OLB – Jovon Johnson, Ohio
 OLB – Rasheen Lemon, Northern Illinois
 ILB – Stanley Andre, UMass
 ILB – Lee Skinner, Buffalo
 DL – Bryan Thomas, Bowling Green
 DL – Tarell Basham, Ohio
 DL – Joe Ostman, Central Michigan
 DL – Darnell Smith, Ball State
 DB – Eric Patterson, Ball State
 DB – Tony Annese, Central Michigan
 DB – Ronald Zamort, Western Michigan
 DB – Justin Currie, Western Michigan
 P – J. Schroeder, Western Michigan

All-MAC Third Team Specialists

Position – Name – School
 KR – Darius Phillips, Western Michigan
 PR – Fred McRae, Miami

^ 2013 First-Team All-MAC
 @ 2013 Second-Team All-MAC
 # 2013 Third-Team All-MAC

& 2012 First-Team All-MAC
 + 2012 Second-Team All-MAC
 ! 2012 Third-Team All-MAC

% 2011 Third-Team All-MAC



A HISTORY OF GREATS WHO'S NEXT?

C-USA FOOTBALL NOTEBOOK

EAST: FIU • Florida Atlantic • Marshall • Middle Tennessee • Old Dominion • UAB • WKU
WEST: Louisiana Tech • North Texas • Rice • Southern Miss • UTEP • UTSA

CONTACT: Russell Anderson (rdanderson@c-usa.org) | Tim McNamara (tmcnamara@c-usa.org)

FOOTBALL NOTEBOOK | BOWL EDITION



ConferenceUSA



@CUSAFB, @Conference_USA

5201 N. O'Connor Blvd., Suite 300 • Irving, TX 75039 • P: (214) 774-1300 • www.ConferenceUSA.com

EAST DIVISION

| | W-L | Pct. | H | A | Div. | Pts | Opp |
|------------------|-----|------|-----|-----|------|-----|-----|
| *MARSHALL | 7-1 | .875 | 3-1 | 4-0 | 5-1 | 378 | 183 |
| MIDDLE TENNESSEE | 5-3 | .625 | 4-0 | 1-3 | 4-2 | 270 | 273 |
| WKU | 4-4 | .500 | 3-1 | 1-3 | 2-3 | 347 | 347 |
| UAB | 4-4 | .500 | 2-2 | 2-2 | 2-3 | 258 | 243 |
| OLD DOMINION | 4-4 | .500 | 2-2 | 2-2 | 2-3 | 272 | 337 |
| FIU | 3-5 | .375 | 2-2 | 1-3 | 3-2 | 202 | 205 |
| FLORIDA ATLANTIC | 2-6 | .250 | 2-2 | 0-4 | 1-5 | 212 | 276 |

WEST DIVISION

| | W-L | Pct. | H | A | Div. | Pts | Opp |
|-----------------|-----|------|-----|-----|------|-----|-----|
| *LOUISIANA TECH | 7-1 | .875 | 4-0 | 3-1 | 5-0 | 357 | 159 |
| RICE | 5-3 | .625 | 3-1 | 2-2 | 4-1 | 248 | 243 |
| UTEP | 5-3 | .625 | 4-0 | 1-3 | 3-2 | 213 | 208 |
| UTSA | 3-5 | .375 | 3-1 | 0-4 | 2-3 | 133 | 214 |
| NORTH TEXAS | 2-6 | .250 | 2-2 | 0-4 | 0-5 | 175 | 262 |
| SOUTHERN MISS | 1-7 | .125 | 0-4 | 1-3 | 1-4 | 169 | 284 |

*DIVISION CHAMPION

SEASON STANDINGS

| | W-L | Pct. | H | A | Pts | Opp |
|--|------|------|-----|-----|-----|-----|
| | 12-1 | .923 | 6-1 | 6-0 | 586 | 271 |
| | 6-6 | .500 | 5-1 | 1-5 | 379 | 378 |
| | 7-5 | .583 | 5-1 | 2-4 | 528 | 471 |
| | 6-6 | .500 | 3-3 | 3-3 | 398 | 359 |
| | 6-6 | .500 | 4-2 | 2-4 | 392 | 456 |
| | 4-8 | .333 | 3-5 | 1-3 | 276 | 298 |
| | 3-9 | .250 | 3-2 | 0-7 | 288 | 413 |

| | W-L | Pct. | H | A | Pts | Opp |
|--|-----|------|-----|-----|-----|-----|
| | 8-5 | .615 | 4-1 | 4-4 | 488 | 328 |
| | 7-5 | .583 | 4-1 | 3-4 | 344 | 364 |
| | 7-5 | .583 | 5-1 | 2-4 | 340 | 344 |
| | 4-8 | .333 | 3-3 | 1-5 | 205 | 311 |
| | 4-8 | .333 | 4-2 | 0-6 | 326 | 358 |
| | 3-9 | .250 | 2-4 | 1-5 | 228 | 425 |

C-USA BOWL GAMES

GILDAN NEW MEXICO BOWL (Albuquerque, N.M.)

Saturday, December 20

UTEP vs. Utah State (ESPN) 1:20 p.m.

BOCA RATON BOWL (Boca Raton, Fla.)

Tuesday, December 23

Marshall vs. Northern Illinois (ESPN) 5 p.m.

POPEYES BAHAMAS BOWL (Nassau, Bahamas)

Wednesday, December 24

WKU vs. Central Michigan (ESPN) 11 a.m.

HAWAII BOWL (Honolulu, Hawai'i)

Wednesday, December 24

Rice vs. Fresno State (ESPN) 7 p.m.

ZAXBY'S HEART OF DALLAS BOWL (Dallas, TX)

Friday, December 26

Louisiana Tech vs. Illinois (ESPN) 12 p.m.

All Times Central

C-USA CHAMPIONSHIP

SATURDAY, DECEMBER 6

Marshall 26, Louisiana Tech 23

MVP: Justin Haig, K, Marshall



C-USA AWARDS

COACH OF THE YEAR

Doc Holliday - Marshall

MOST VALUABLE PLAYER

Brandon Doughty - QB - WKU

OFFENSIVE PLAYER OF THE YEAR

Rakeem Cato - QB - Marshall

DEFENSIVE PLAYER OF THE YEAR

Neville Hewitt - LB - Marshall

SPECIAL TEAMS PLAYER OF THE YEAR

J.J. Nelson - KR/PR - UAB

NEWCOMER OF THE YEAR

Cody Sokol - QB - Louisiana Tech

FRESHMAN OF THE YEAR

Ray Lawry - RB - Old Dominion



CONFERENCE USA ALL-CONFERENCE TEAMS

COACH OF THE YEAR

Doc Holliday - Marshall

MOST VALUABLE PLAYER

Brandon Doughty - QB - WKU

OFFENSIVE PLAYER OF THE YEAR

Rakeem Cato - QB - Marshall

DEFENSIVE PLAYER OF THE YEAR

Neville Hewitt - LB - Marshall

SPECIAL TEAMS PLAYER OF THE YEAR

J.J. Nelson - KR/PR - UAB

NEWCOMER OF THE YEAR

Cody Sokol - QB - Louisiana Tech

FRESHMAN OF THE YEAR

Ray Lawry - RB - Old Dominion

FIRST TEAM ALL-C-USA

OFFENSE

QB - Rakeem Cato, Marshall, Sr.
 RB - Devon Johnson, Marshall, Jr.
 RB - Jordan Howard, UAB, So.
 OL - Chris Jasperse, Marshall, Sr.
 OL - Mitchell Bell, Louisiana Tech, Sr.
 OL - Clint Van Horn, Marshall, Jr.
 OL - Josh Mann, Old Dominion, Sr.
 OL - Cyril Lemon, North Texas, Sr.
 TE - Jonnu Smith, FIU, So.
 WR - Tommy Shuler, Marshall, Sr.
 WR - Antonio Vaughan, Old Dominion, Sr.
 WR - Lucky Whitehead, Florida Atlantic, Sr.

DEFENSE

DL - Brian Nordstrom, Rice, Jr.
 DL - Rakeem Nunez-Roches, Southern Miss, Sr.
 DL - Diaheem Watkins, UAB, Sr.
 DL - James Rouse, Marshall, Sr.
 LB - Neville Hewitt, Marshall, Sr.
 LB - Derek Akunne, North Texas, Sr.
 LB - Andrae Kirk, Florida Atlantic, Sr.
 DB - Richard Leonard, FIU, Jr.
 DB - Kevin Byard, Middle Tennessee, Jr.
 DB - Xavier Woods, Louisiana Tech, So.
 DB - Darryl Roberts, Marshall, Sr.

SPECIAL TEAMS

K - Corey Acosta, Southern Miss, Sr.
 P - Tyler Williams, Marshall, Jr.
 KR - J.J. Nelson, UAB, Sr.
 PR - Richard Leonard, FIU, Jr.
 LS - Matt Cincotta, Marshall, Jr.

SECOND TEAM ALL-C-USA

OFFENSE

QB - Brandon Doughty, WKU, Sr.
 RB - Kenneth Dixon, Louisiana Tech, Jr.
 RB - Aaron Jones, UTEP, So.
 RB - Leon Allen, WKU, Jr.
 OL - Brian O'Leary, UAB, Sr.
 OL - Jerell Watkins, UTEP, Sr.
 OL - Isaiah Anderson, Middle Tennessee, Sr.
 OL - Cameron Clemmons, WKU, Sr.
 OL - Darius Johnson, Middle Tennessee, Jr.
 OL - Nico Carlson, Rice, Sr.
 TE - Kennard Backman, UAB, Sr.
 WR - Jared Dangerfield, WKU, Jr.
 WR - Trent Taylor, Louisiana Tech, So.
 WR - Jordan Taylor, Rice, Sr.

DEFENSE

DL - Arnold Blackmon, Marshall, Sr.
 DL - Michael Wakefield, FIU, Jr.
 DL - Houston Bates, Louisiana Tech, Sr.
 DL - Robert Singletary, UTSA, Sr.
 LB - Jake Ganus, UAB, Jr.
 LB - T.T. Barber, Middle Tennessee, Jr.
 LB - Jermaine Holmes, Marshall, Sr.
 DB - Triston Wade, UTSA, Sr.
 DB - D'Joun Smith, Florida Atlantic, Sr.
 DB - James Jones, North Texas, Sr.
 DB - Bryce Callahan, Rice, Sr.
 DB - Wonderful Terry, WKU, Jr.

SPECIAL TEAMS

K - Sean Ianno, UTSA, Sr.
 P - Dalton Schomp, Florida Atlantic, So.
 KR - Autrey Golden, UTEP, Jr.
 PR - J.J. Nelson, UAB, Sr.
 LS - Jesse Medrano, UTSA, Sr.

ALL-FRESHMAN TEAM

OFFENSE

QB - Alex McGough, FIU
 RB - Alex Gardner, FIU
 RB - Ray Lawry, Old Dominion
 OL - Will Hernandez, UTEP
 OL - Reggie Bain, Florida Atlantic
 OL - Derek Elmendorph, UTEP
 OL - Brandon Ray, WKU
 OL - Darius Garcia, Old Dominion
 TE - Ryan Yurachek, Marshall
 WR - Angelo Jean-Louis, Marshall
 WR - Carlos Henderson, Louisiana Tech

DEFENSE

DL - Graysen Schantz, Rice
 DL - Deldrick Canty, Louisiana Tech
 DL - Bunmi Rotimi, Old Dominion
 DL - Derik Overstreet, WKU
 LB - Alvin Jones, UTEP
 LB - Anthony Wint, FIU
 LB - DJ Sanders, Middle Tennessee
 DB - Antavis Rowe, Marshall
 DB - Secdrick Cooper, Louisiana Tech
 DB - Kishawn McClain, North Texas
 DB - Christian Byrum, Old Dominion
 DB - Cornell Armstrong, Southern Miss

SPECIAL TEAMS

K - Trevor Moore, North Texas
 P - Jarrett Cervi, Old Dominion
 KR - Carlos Henderson, Louisiana Tech
 PR - Kylen Towner, WKU



GILDAN NEW MEXICO BOWL

UTEP vs. UTAH STATE

Saturday, Dec. 20 Albuquerque, New Mexico
 12:20 p.m. (MST) University Stadium (37,792)
 All-Time Series: Utah State leads 2-0
 Last Meeting: at Utah State 21, UTEP 6 (Sept. 17, 1960)
 Television: ESPN
 Announcers: Mark Neely (PxP), David Diaz-Infante (AN)
 Kayce Smith (SL)

UTEP (7-5, 5-3 in C-USA)

Website: www.utepathletics.com
 Head Coach: Sean Kugler (UTEP, '89)
 Career Record: 9-15 (2nd year)
 Record at UTEP: 9-15 (2nd year)
 Offense: Pro-Style
 Defense: 4-2-5
 Leading Passer: Jamiell Showers (146-of-262, 1,732 yds., 12 TD)
 Leading Rusher: Aaron Jones (217 att., 1,233 yds., 11 TD)
 Leading Receiver: Ian Hamilton (23 rec., 500 yds., 2 TD)
 Leading Tackler: Wesley Miller (74 tackles, 32 solo)
 Last Game: at UTEP 24, Middle Tennessee 21 (Nov. 29)
 Last Bowl Appearance: 2010 New Mexico (BYU 52, UTEP 24)
 All-Time Bowl Record: 5-8

NOTING THE MINERS: UTEP has clinched its first winning season since 2005 and will play in its first bowl game since facing BYU in the 2010 New Mexico Bowl...The Miners 2,552 rushing yards ranks fifth in program history, while UTEP's 27 rushing touchdowns is tied for the sixth-best seasonal tally...UTEP opened the 2014 season with a 31-24 victory over New Mexico at University Stadium and this will mark the 25th time the Miners have played a game in the venue....UTEP Head Coach Sean Kugler will take part in his third bowl game with the Miners. Kugler played in the Independence Bowl (1988) and was an assistant coach in the Humanitarian Bowl (2000).

Utah State (9-4, 6-2 in Mountain West)

Website: www.utahstateaggies.com
 Head Coach: Matt Wells (Utah State, '96)
 Career Record: 18-9 (2nd year)
 Record at Utah St.: 18-9 (2nd year)
 Offense: Multiple
 Defense: Multiple
 Leading Passer: Darell Garretson (91-of-135, 1,140 yds., 8 TD)
 Leading Rusher: LaJuan Hunt (107 att., 524 yds., 1 TD)
 Leading Receiver: Hunter Sharp (63 rec., 918 yds., 7 TD)
 Leading Tackler: Zach Vigil (145 tackles, 74 solo)
 Last Game: Boise State 50, Utah State 19 (Nov. 29)
 Last Bowl Appearance: 2013 San Diego County Credit Union Poinsettia Bowl (Utah State 21, Northern Illinois 14)
 All-Time Bowl Record: 3-6

NOTING THE AGGIES: The Aggies are in a bowl game for the fourth consecutive season for the first time in school history....After starting the season with a 2-2 mark and losing nine starters to season-ending injuries including three quarterbacks and four linebackers throughout the year, Utah State won seven of its final nine regular season games.

GAME NOTES: Conference USA will enter its first year as a primary partner with the Gildan New Mexico Bowl and is scheduled to send a team to Albuquerque all six seasons between 2014 and 2019...This year's game will mark the ninth in the bowl's history, which has produced two of the highest scoring and most exciting comeback finishes among all bowl games in each of the last two years.

BOCA RATON BOWL

MARSHALL vs. NORTHERN ILLINOIS

Tuesday, Dec. 23 Boca Raton, Florida
 6 p.m. (EST) FAU Stadium (29,419)
 All-Time Series: Northern Illinois leads 4-3
 Last Meeting: Marshall 37, Northern Illinois 15 (Oct. 6, 2001)
 Television: ESPN
 Announcers: Dave Lamont (PxP), Desmond Howard (AN)
 Quint Kessenich (SL)

Marshall (12-1, 7-1 in C-USA)

Website: www.herdzone.com
 Head Coach: Doc Holliday (West Virginia, '79)
 Career Record: 39-25 (5th year)
 Record at MU: 39-25 (5th year)
 Offense: Multiple
 Defense: 4-3
 Leading Passer: Rakeem Cato (242-of-414, 3,622 yds., 37 TD)
 Leading Rusher: Devon Johnson (191 att., 1,636 yds., 16 TD)
 Leading Receiver: Tommy Shuler (74 rec., 953 yds., 8 TD)
 Leading Tackler: Neville Hewitt (114 tackles, 39 solo)
 Last Game: Marshall 26, Louisiana Tech 23 (Dec. 6)
 Last Bowl Appearance: 2013 Military (Marshall 31, Maryland 20)
 All-Time Bowl Record: 8-2

NOTING THE THUNDERING HERD: Marshall is second in the FBS in scoring offense, sixth in rushing offense and fifth in total offense...Devon Johnson leads C-USA in rushing at 136.3 yards per game and is second in touchdowns with 16...Marshall produced a conference-record 10 selections on the All-C-USA first team, including Offensive Player of the Year Rakeem Cato and Defensive Player of the Year Neville Hewitt. Cato has thrown for 3,622 yards and 37 touchdowns, while Hewitt has 114 tackles.

Northern Illinois (11-2, 7-1 in Mid-American)

Website: www.niuhuskies.com
 Head Coach: Rod Carey (Indiana, '94)
 Career Record: 22-5 (2nd year)
 Record at NIU: 22-5 (2nd year)
 Offense: Multiple
 Defense: 4-3
 Leading Passer: Drew Hare (179-of-299, 2,097 yds., 17 TD)
 Leading Rusher: Camer Stingily (175 att., 895 yds., 13 TD)
 Leading Receiver: Da'Ron Brown (64 rec., 1,002 yds., 6 TD)
 Leading Tackler: Marlon Moore (93 tackles, 45 solo)
 Last Game: Northern Illinois 51, Bowling Green 17 (Dec. 5)
 Last Bowl Appearance: 2013 San Diego County Credit Union Poinsettia Bowl (Utah State 21, Northern Illinois 14)
 All-Time Bowl Record: 4-5

NOTING THE HUSKIES: Northern Illinois is the champion of the Mid-American Conference for the third time in the last four years....NIU extends its school and MAC record for consecutive bowl seasons to seven and the Huskies will play in a bowl for the ninth time in the last 11 years....The Huskies come into the game on a seven-game winning streak after defeating Bowling Green, 51-17, in the MAC Championship game....NIU is one of only two teams in the country (Oregon) to win 11 or more games over each of the last five seasons....Senior DE Jason Meehan leads NIU and ranks second in the MAC in sacks with seven on the season and his 9.5 tackles for loss also lead the Huskies.

GAME NOTES: This will be the only matchup outside of the two College Football Playoff semifinals that will match conference champions....The game will be played at three-year old FAU Stadium on the campus of C-USA member Florida Atlantic....The game is among eight bowl games played in the state of Florida.



POPEYES BAHAMAS BOWL

WKU vs. CENTRAL MICHIGAN

Wednesday, Dec. 24 Nassau, Bahamas
 12 p.m. (EST) Thomas C. Robinson Stadium (15,000)
 All-Time Series: Central Michigan leads 1-0
 Last Meeting: Central Michigan 24, WKU 21 (Dec. 26, 2013)
 Television: ESPN
 Announcers: Steve Levy (PxP), Lou Holtz (AN), Mark May (AN)
 Laura Rutledge (SL)

WKU (7-5, 5-3 in C-USA)

Website: www.wkusports.com
 Head Coach: Jeff Brohm (Louisville, '94)
 Career Record: 7-5 (1st year)
 Record at WKU: 7-5 (1st year)
 Offense: Multiple
 Defense: 4-3
 Leading Passer: Brandon Doughty (344-of-510, 4,344 yds., 44 TD)
 Leading Rusher: Leon Allen (259 att., 1,490 yds., 12 TD)
 Leading Receiver: Jared Dangerfield (64 rec., 738 yds., 10 TD)
 Leading Tackler: Nick Holt (103 tackles, 59 solo)
 Last Game: WKU 67, at Marshall 66 (ot) (Nov. 28)
 Last Bowl Appearance: 2012 Little Caesars (Central Mich. 24, WKU 21)
 All-Time Bowl Record: 0-1

NOTING THE HILLTOPPERS: WKU, which has been bowl eligible in four consecutive seasons, will have a re-match of its first bowl game in school history (2012 Little Caesars Bowl) when the Hilltoppers take on Central Michigan...Over the course of the 2014 campaign under their first-year head coach, WKU shattered the record books and set a combined 42 team and individual records, including total offensive yards in a season and game, points scored in a season and scoring average...Brandon Doughty was named C-USA MVP after leading the FBS in passing yards (4,344) and TD passes (44)...This will be the 11th game that WKU has played against a bowl-eligible team this season. Only five schools played more than the Toppers.

Central Michigan (7-5, 5-3 in Mid-American)

Website: www.cmuchippewas.com
 Head Coach: Dan Enos (Michigan State, '90)
 Career Record: 26-35 (5th year)
 Record at CMU: same
 Offense: Multiple
 Defense: Multiple
 Leading Passer: Cooper Rush (215-of-337, 2,664 yds., 20 TD)
 Leading Rusher: Thomas Rawls (210 att., 1,133 yds., 10 TD)
 Leading Receiver: Titus Davis (54 rec., 843 yds., 9 TD)
 Leading Tackler: Justin Cherocci (107 tackles, 55 solo)
 Last Game: Western Michigan 32, CMU 20 (Nov. 22)
 Last Bowl Appearance: 2012 Little Caesars Pizza Bowl (CMU 24, WKU 21)
 All-Time Bowl Record: 3-4

NOTING THE CHIPPEWAS: The Chippewas finished the regular season ranked first in the MAC in total defense, rush defense and pass defense... Five Chippewas were selected to the first team, including wide receiver Titus Davis, who earned all-conference honors for the fourth time. Davis is just the third Chippewa to collect All-MAC accolades in each of his four seasons. He is CMU's all-time leader in TD receptions with 33, and is the first player in FBS history to catch at least eight TD passes in each of his four collegiate seasons.

GAME NOTES: Conference USA will be a part of the inaugural Bahamas Bowl, kicking off on the afternoon of December 24 at the Thomas A. Robinson Stadium in Nassau....The 2014 Bahamas Bowl is the first post-season FBS bowl game outside of either the United States or Canada between two U.S. teams since the Jan. 1, 1937 Bacardi Bowl in Havana, Cuba.

HAWAI'I BOWL

RICE vs. FRESNO STATE

Wednesday, Dec. 24 Honolulu, Hawai'i
 7 p.m. (CST) (3 pm HST) Aloha Stadium (50,000)
 All-Time Series: Fresno State leads 6-0
 Last Meeting: (Oct. 11, 2004)
 Television: ESPN
 Announcers: Allen Bestwick (PxP), Rod Gilmore (AN)
 Holly Rowe (SL)

Rice (7-5, 5-3 in C-USA)

Website: www.riceowls.com
 Head Coach: David Bailiff (Texas State, '81)
 Career Record: 68-67 (11th year)
 Record at Rice: 46-52 (8th year)
 Offense: Spread
 Defense: 4-2-5
 Leading Passer: Driphus Jackson (176-of-307, 2,524 yds., 21 TD)
 Leading Rusher: Jowan Davis (232 att., 910 yds., 6 TD)
 Leading Receiver: Jordan Taylor (49 rec., 781 yds., 6 TD)
 Leading Tackler: Sam Scofield (94 tackles, 66 solo)
 Last Game: at Rice 17, Tulane 13
 Last Bowl Appearance: 2013 Liberty (Mississippi St. 44, Rice 7)
 All-Time Bowl Record: 4-6

NOTING THE OWLS: The 2014 Owls will become the first football team in school history to play in three consecutive bowls...Rice earned the 12th bowl bid in school history by reaching seven wins for the third consecutive season. The Owls have posted a 24-15 record over the past three seasons, their best production over any similar time frame in school history....Junior DE Brian Nordstrom has compiled 18.5 tackles for loss, tied for seventh nationally and ranks second in school history. His 7.5 sacks are fifth-best in C-USA and sixth-most in Rice annals.... In eight games played after returning from a foot injury, WR Jordan Taylor caught 48 passes for 780 yards and six touchdowns. His average of 86.8 yards per game leads the league.

Fresno State (6-7, 5-3 in Mountain West)

Website: www.gobulldogs.com
 Head Coach: Tim DeRuyter (Air Force, '85)
 Career Record: 26-13 (3rd year)
 Record at Fresno St.: 26-13 (3rd year)
 Offense: Spread
 Defense: Multiple 3-4
 Leading Passer: Brian Burrell (242-of-412, 2,576 yds., 22 TD)
 Leading Rusher: Marteze Waller (210 att., 1,292 yds., 11 TD)
 Leading Receiver: Josh Harper (86 rec., 1,072 yds., 7 TD)
 Leading Tackler: Kyrie Wilson (88 tackles, 52 solo)
 Last Game: Boise State 28, Fresno State 14 (Dec. 6)
 Last Bowl Appearance: 2013 Las Vegas Bowl (USC 45, Fresno State 20)
 All-Time Bowl Record: 11-14

NOTING THE BULLDOGS: Fresno State will be playing in a bowl game for the 14th time in the past 16 seasons...The Bulldogs won their final three regular season games to win the West Division of the Mountain West and play in the conference title game...Josh Harper is just the third receiver in Bulldog history to have back-to-back 1,000-yard seasons.

GAME NOTES: The Hawai'i Bowl is in its 13th year and this will mark the 10th time that C-USA will be a part of the Christmas Eve game...In its first 12 years, the Hawai'i Bowl has gained a reputation for offensive shootouts, with the winning team topping the 40-point mark in nine of the first 12 years, while the losing team has scored 35 or more points five times...Rice becomes the ninth C-USA school to participate in the Hawaii Bowl... Since 1980, there have been 496 teams that started a season out 0-3, but only 21 of them reached a bowl game and Fresno State and Rice represent two of those 21 teams.



ZAXBY'S HEART OF DALLAS BOWL

LOUISIANA TECH vs. ILLINOIS

Friday, Dec. 26 12 p.m. (CST) Dallas, Texas
 Cotton Bowl (92,158)
 All-Time Series: Louisiana Tech leads 1-0
 Last Meeting: Louisiana Tech 52, at Illinois 24 (Sept. 22, 2012)
 Television: ESPN
 Announcers: Mike Corey (PxP), Charles Arbuckle (AN)
 Kayce Smith (SL)

Louisiana Tech (8-5, 7-1 in C-USA)

Website: www.latechsports.com
 Head Coach: Skip Holtz (Notre Dame, '89)
 Career Record: 100-84 (16th year)
 Record at LA Tech: 12-13 (2nd year)
 Offense: Spread
 Defense: Multiple
 Leading Passer: Cody Sokol (246-of-420, 3,189 yds., 29 TD)
 Leading Rusher: Kenneth Dixon (240 att., 1,236 yds., 21 TD)
 Leading Receiver: Trent Taylor (62 rec., 814 yds., 9 TD)
 Leading Tackler: Kentrell Brice (80 tackles, 59 solo)
 Last Game: at Marshall 26, Louisiana Tech 23 (Dec. 6)
 Last Bowl Appearance: 2011 Poinsettia (TCU 31, Louisiana Tech 24)
 All-Time Bowl Record: 2-3-1

NOTING THE BULLDOGS: This will mark Louisiana Tech's seventh bowl game in school history since the school moved up to Division I status in 1975...The Bulldogs enter the game with a four-game improvement in the win column from last season....LA Tech is the second-most improved team in the FBS in scoring average (trailing only TCU), up 18.3 points per game from 2013. Running back Kenneth Dixon leads the Bulldog offense with 1,238 rushing yards (5.2 average) and 21 touchdowns. For his career in Ruston, Dixon has amassed 3,347 rushing yards with 52 touchdowns on the ground in 35 games....On the defensive side of the ball, Louisiana Tech is the national leader in points off of turnovers.The Bulldogs have scored 164 points off turnovers in 13 games this season (12.6 points per game).

Illinois (6-6, 3-5 in Big Ten)

Website: www.fightingillini.com
 Head Coach: Tim Beckman (Findlay, '88)
 Career Record: 33-40 (6th year)
 Record at Illinois: 12-24 (3rd year)
 Offense: Spread/Multiple
 Defense: Multiple
 Leading Passer: Wes Lunt (149-of-233, 1,729 yds., 14 TD)
 Leading Rusher: Josh Ferguson (139 att., 658 yds., 8 TD)
 Leading Receiver: Mike Dudek (69 rec., 965 yds., 6 TD)
 Leading Tackler: Mason Monheim (108 tackles, 42 solo)
 Last Game: Illinois 47, Northwestern 33 (Nov. 29)
 Last Bowl Appearance: 2011 Kraft Fight Hunger (Illinois 20, UCLA 14)
 All-Time Bowl Record: 8-9

NOTING THE FIGHTING ILLINI: Illinois won its final two games to become bowl-eligible for the first time since 2011...The Illini have posted five comeback wins on the year and the Illini trailed entering the fourth quarter in four of their six wins...Illinois boasts one of the top passing offenses in the Big Ten, ranking third in the conference in passing yards per game (243.2) and completion percentage (61.2 percent) and fifth in passing efficiency.

GAME NOTES: Conference USA makes its third appearance in the five-year old Zaxby's Heart of Dallas Bowl (Houston defeated Penn State in the bowl then known as the TicketCity Bowl on Jan. 1, 2012 and North Texas defeated UNLV last season)...The last meeting between the teams came during the 2012 season, when LA Tech posted a 52-24 win in Champaign.

C-USA BOWL HISTORY

LOUISIANA TECH BOWL HISTORY (2-3-1)

| Year | Bowl | Result |
|------|-----------------|----------------------------------|
| 2014 | Heart of Dallas | Louisiana Tech vs. Illinois |
| 2011 | Poinsettia | TCU 31, Louisiana Tech 24 |
| 2008 | Independence | LA Tech 17, Northern Illinois 10 |
| 2001 | Humanitarian | Clemson 49, LA Tech 24 |
| 1990 | Independence | LA Tech 34, Maryland 34 |
| 1978 | Independence | East Carolina 35, LA Tech 13 |
| 1977 | Independence | Louisiana Tech 24, Louisville 14 |

MARSHALL BOWL HISTORY (8-2)

| Year | Bowl | Result |
|------|------------------|-------------------------------------|
| 2014 | Boca Raton | Marshall vs. Northern Illinois |
| 2013 | Military | Marshall 31, Maryland 20 |
| 2011 | Beef 'O' Brady's | Marshall 20, FIU 10 |
| 2009 | Little Caesars | Marshall 21, Ohio 17 |
| 2004 | Fort Worth | Cincinnati 32, Marshall 14 |
| 2002 | GMAC | Marshall 38, Louisville 15 |
| 2001 | GMAC | Marshall 64, East Carolina 61 (2ot) |
| 2000 | Motor City | Marshall 25, Cincinnati 14 |
| 1999 | Motor City | Marshall 21, BYU 3 |
| 1998 | Motor City | Marshall 48, Louisville 29 |
| 1997 | Motor City | Mississippi 34, Marshall 31 |

RICE BOWL HISTORY (6-5)

| Year | Bowl | Result |
|------|--------------|------------------------------|
| 2014 | Hawaii | Rice vs. Fresno State |
| 2013 | Liberty | Mississippi State 44, Rice 7 |
| 2012 | Armed Forces | Rice 33, Air Force 14 |
| 2008 | Texas | Rice 38, Western Michigan 10 |
| 2006 | New Orleans | Troy 41, Rice 17 |
| 1961 | Bluebonnet | Kansas 33, Rice 7 |
| 1960 | Sugar | Mississippi 14, Rice 6 |
| 1958 | Cotton | Navy 20, Rice 7 |
| 1954 | Cotton | Rice 28, Alabama 6 |
| 1950 | Cotton | Rice 27, North Carolina 13 |
| 1947 | Orange | Rice 8, Tennessee |
| 1938 | Cotton | Rice 28, Colorado 14 |

UTEP BOWL HISTORY (8-3)

| Year | Bowl | Result |
|------|-------------------|------------------------------|
| 2014 | Gildan New Mexico | UTEP vs. Utah State |
| 2010 | New Mexico | BYU 52, UTEP 24 |
| 2005 | GMAC | Toledo 45, UTEP 13 |
| 2004 | Houston | Colorado 33, UTEP 28 |
| 2000 | Humanitarian | Boise State 38, UTEP 23 |
| 1988 | Independence | Southern Miss 38, UTEP 18 |
| 1967 | Sun | UTEP 14, Mississippi 7 |
| 1965 | Sun | UTEP 13, TCU 12 |
| 1957 | Sun | George Washington 13, UTEP 0 |
| 1955 | Sun | UTEP 47, Florida State 20 |
| 1954 | Sun | UTEP 37, Southern Miss 14 |
| 1950 | Sun | UTEP 33, Georgetown 20 |
| 1949 | Sun | West Virginia 21, UTEP 12 |
| 1937 | Sun | Hardin-Simmons 34, UTEP 6 |

WKU BOWL HISTORY (0-1)

| Year | Bowl | Result |
|------|-----------------|-----------------------------|
| 2014 | Popeyes Bahamas | WKU vs. Central Michigan |
| 2012 | Little Caesars | Central Michigan 24, WKU 21 |



INAUGURAL
POPEYE'S
BAHAMAS
BOWL
DECEMBER 24, 2014

POPEYE'S



PROUD SPONSOR AND
OFFICIAL FRIED CHICKEN **POPEYE'S**

©Popeyes Louisiana Kitchen, Inc. 2014 All Rights Reserved.