

OFFICIAL GAME PROGRAM



ESPN EVENTS



UAB
BLAZERS



OHIO
BOBCATS

vs.

2017 BAHAMAS BOWL

DECEMBER 22, 2017

THOMAS A. ROBINSON NATIONAL STADIUM
NASSAU, BAHAMAS

THE ISLANDS OF THE
bahamas



BOWL GAMES

ARE BETTER IN

THE BAHAMAS

ATLANTIS

PARADISE ISLAND BAHAMAS

RETURN TO PARADISE

WITH RATES FROM \$209/NIGHT +

UP TO \$300 RESORT CREDIT*



888-605-4157 | AtlantisBahamas.com/BahamasBowl

*Price listed are starting rates per night, based on double occupancy for Beach Tower Terrace room. Prices for other room categories may be higher based on tower and travel dates. Additional charges apply for more than two persons per room. This offer is valid for new bookings only made by 12/25/17 for travel 12/1/17 through 5/31/18. Blackout dates are subject to change, and offers subject to availability. 2 night minimum stay required. Weekend prices may be higher. See AtlantisBahamas.com for full terms and conditions.



2017 MEDIA GUIDE

UAB (8-4) VS. OHIO (8-4)

2017 Bahamas Bowl • December 22, 2017; 12:30pm ET

2017 BAHAMAS BOWL -- UAB VS. OHIO

2017 BAHAMAS BOWL: The 2017 Bahamas Bowl features UAB (8-4) from Conference USA and Ohio (8-4) from the Mid-American Conference. The game will be played Friday, December 22 (12:30 p.m. ET) in Thomas A. Robinson National Stadium (15,000). The game will be televised on ESPN (**Steve Levy** - play by play; analyst **Desmond Howard**; sideline reporter **Laura Rutledge**) and carried on the Bahamas Bowl Radio Network (**Kyle Wiggs** - play by play; color analyst **Rob Best**).

TICKETS: Tickets to the Bahamas Bowl are \$50 through the ticket departments of the two participating institutions. Local tickets for the Bahamas Bowl are available through the Thomas A. Robinson National Stadium box office.

2017 BAHAMAS BOWL QUICK FACTS/DIRECTORY

2017 Matchup:	UAB (Conference USA; visitor) vs. Ohio (Mid-American Conference; home)
2017 Date, Kickoff, Television:	Friday, December 22, 2017, 12:30 p.m. EST, ESPN
Stadium (Capacity, Surface):	Thomas A. Robinson National Stadium (15,000, Celebration Bermudagrass)
Executive Director:	Richard Giannini (richardcgiannini@gmail.com)
Director of Sales & Marketing:	Lea Miller Tooley (lea.miler@leamillerassociates.com)
Director of Communications:	Chris Pika (678-908-4853 - US cell, chris.pika@bahamasbowl.com)
Bahamas Bowl Communications Office/Phone:	Atlantis Convention Center (Minos/Neptune)/242-445-1724
Director of Game Operations:	Tom Snyder (tsnyder@ucfcc.com)
Events Coordinator:	Max Berglass (max.berglass@espn.com)
Events Assistant:	Mitch Newell (mitchell.x.newell.-ND@espn.com)
Address, City, State:	11001 Rushmore Drive; Charlotte, NC 28277
Telephone:	704-973-5050
Web Site:	BahamasBowl.com
2016 Bahamas Bowl Result:	Old Dominion 24, Eastern Michigan 20 (Dec. 23, 2017; Attendance: 13,422)
2015 Offensive Player of the Game:	Old Dominion RB Ray Lawry
2015 Defensive Player of the Game:	Old Dominion LB TJ Ricks

INSTITUTION COMMUNICATIONS CONTACTS:

UAB Associate AD/Communications:	Ted Feeley (O: 205-934-0730; C: 205-704-4147; tfeeley@uab.edu)
Ohio Assistant AD/Media Relations:	Anthony Reynolds (O: 740-593-1298; C: 870-530-4499; reynola1@ohio.edu)

TABLE OF CONTENTS

Page 1:	Table of Contents/Directory/Quick Facts	Pages 28-29:	Thomas A. Robinson National Stadium
Page 2:	2017 Bahamas Bowl Storylines	Page 30:	TARNS Stadium Campus
Page 3:	ESPN Events	Page 31:	Giving Back to the Bahamas/Game Entertainment
Page 4:	The Bahamas	Pages 32-33:	ESPN Announcers
Page 5:	Nassau/Paradise Island	Page 34:	2017 Game Preview
Pages 6-8:	Media Information	Page 35:	Bahamas Bowl Overview
Page 9:	Media Schedule	Page 36:	UAB/Ohio Depth Charts
Page 10:	Bahamas Bowl Schedule of Events	Page 37:	UAB Administration/Coaching Staff/Key Players
Page 11:	Helpful Hints for the Media	Page 38:	UAB Numerical Roster/Pronunciations/Quick Facts
Page 12:	Driving Directions	Pages 39-45:	UAB 2017 Statistics
Page 13:	2017-18 Bowl Schedule	Page 46:	Ohio Administration/Coaching Staff/Key Players
Page 14:	Prime Minister's Trophy	Page 47:	Ohio Numerical Roster/Pronunciations/Quick Facts
Pages 15-23:	Record Book/Bowl Firsts	Pages 48-54:	Ohio 2017 Statistics
Page 24:	Bowl Miscellaneous Information	Pages 55-60:	Conference USA Bowl Notebook
Pages 25-27:	2014-16 Game Summaries	Pages 61-63:	MAC Bowl Notebook

BAHAMAS BOWL STORYLINES

2017 MATCHUP

For the fourth consecutive year, the Bahamas Bowl features a Conference USA vs. Mid-American matchup as the UAB Blazers (8-4, 6-2 C-USA) takes on the Ohio Bobcats (8-4, 5-3 MAC). C-USA leads the Bahamas Bowl series 2-1, as WKU (C-USA) won the 2014 title with a thrilling 49-48 victory over Central Michigan, Western Michigan (MAC) captured the 2015 bowl with a 45-31 victory over Middle Tennessee and Old Dominion held off Eastern Michigan 24-20 in the 2016 game. This is the first time that UAB and Ohio have met in football.

MOST COMBINED VICTORIES (AGAIN)

The **16** combined victories by UAB (eight) and Ohio (eight) ties for the most going into the game in Bahamas Bowl history. The bowl had a combined 16 victories in 2016 - Eastern Michigan (seven) and Old Dominion (nine). The bowl had a combined 14 wins each in the 2014 and 2015 games. Every team that has participated in the Bahamas Bowl has had at least seven victories coming into the game.

BOTH TEAMS LIGHT UP THE SCOREBOARD

UAB has scored 30 or more points six times in 2017, while Ohio scored 40 or more in six games on the way to setting a school record with 467 points scored. In the first three years of the Bahamas Bowl, there have been **217** points scored, tied for fifth-most (with the Famous Idaho Potato Bowl) among all bowl games played from 2014-16.

#THEReturn

UAB is one of the most inspirational stories of the 2017 college football season. The Blazers football program was cut, along with two other sports, after the 2014 season, but a unprecedented fundraising effort by businesses and fans in the Birmingham area resulted in an announcement six months later by the university that the program would return in 2017. After the two-year hiatus, UAB returned to the field and won a school-FBS record eight games. Head coach **Bill Clark**, who is in his second season at UAB, coached the team in 2014, stayed through the program's hiatus and led the Blazers to the school's second bowl bid in its' history.

CLARK FIRST COACH OF THE YEAR HONOREE IN BAHAMAS BOWL

UAB head coach **Bill Clark** was named the 2017 National Coach of the Year by CBS Sports. Clark guided the Blazers to their best season in program history. He was selected as the Conference USA Coach of the Year in a vote of the league's head coaches. Clark was a finalist for the Eddie Robinson Coach of the Year Award Finalist, presented by the Football Writers Association of America, and a semifinalist for the George Munger Coach of the Year Award, presented by the Maxwell Football Club. He is the first national or conference coach of the year to lead his team to the Bahamas Bowl.

BROWN THIRD FRESHMAN OF THE YEAR PLAYING IN BAHAMAS BOWL

UAB Freshman running back **Spencer Brown** was named Conference USA Freshman of the Year and earned Second Team All-Conference honors after rushing for 1,292 yards and 10 TDs, breaking UAB's previous freshman rushing record. He is the third Freshman of the Year to play in the Bahamas Bowl along with Middle Tennessee QB **Brent Stockstill** (C-USA, 2015) and Western Michigan RB **Jamauri Bogan** (MAC, 2015).

OHIO IS CONSISTENT BOWL HUNTERS

Ohio, one of the most consistently successful programs in the MAC, is making its' 11th all-time bowl appearance, and third straight. The Bobcats have been bowl eligible in each of the last nine years (the longest streak in the MAC), and have made eight bowl trips during

that span. Head coach **Frank Solich**, who is in his 13th season at Ohio and his 19th as a college head coach overall, has taken Ohio to nine bowl games. Solich, who also served as the head coach at Nebraska from 1998-2003, is the third-longest tenured coach at his current school (with two others) in the FBS ranks.

BOBCATS TANDEM LOVES TO RUN

The Ohio tandem of RB **A.J. Ouellette** and QB **Nathan Rourke** have combined for 1,682 yards and 28 touchdowns this season. Rourke leads the FBS in touchdown runs by a QB (second overall) with a school-record 21, while Ouellette leads the Bobcats in rushing yards with 980, and needs 20 yards to become Ohio's first 1,000-yard rusher since 2012. The Bobcats had a 100-yard rusher in eight of last final nine games.

NEW STATES OF PLAY

After three years of teams from the state of Michigan (Central Michigan, Western Michigan and Eastern Michigan), the Bahamas Bowl MAC representative comes from the state of Ohio in 2017. UAB (Alabama) represents the fourth state from C-USA, joining WKU (Kentucky), Middle Tennessee and Old Dominion (Virginia).

THE PRIME MINISTER'S TROPHY

The Bahamas Bowl renamed its championship trophy to the Prime Minister's Trophy in 2016, in honor of the highest elected office in the Bahamas. A new championship trophy makes its debut in 2017. Designed and manufactured by Crown Awards of Hawthorne, N.Y., the Prime Minister's Trophy stands 30 inches tall and weighs nearly 30 pounds. The media attending the bowl select an Offensive and Defensive Player of the Game.

BOWL GAMES ARE BETTER IN THE BAHAMAS

The Bahamas Bowl is the first FBS bowl game played outside of the U.S. or Canada since the 1937 Bacardi Bowl in Havana, Cuba (Jan. 1, 1937), a 7-7 tie between Auburn and Villanova. The last international bowl game outside the U.S. before the Bahamas Bowl was the 2010 International Bowl in Toronto, won by South Florida 27-3 over Northern Illinois.

UNI-WATCH

Ohio is the designated home team and will wear white helmets with the green "Ohio" logo on the sides, white jerseys with green numerals and white pants. UAB, as the visitor, will wear white helmets with a neon green Blazer logo, steel gray jerseys with neon green numerals and steel gray pants.

Both teams will wear the traditional Bahamas Bowl patch on the jerseys. For the second straight year, both teams will also wear flag stickers of the United States and the Bahamas on the rear of the helmets in a nod to the host country.

FROM SATURDAYS TO SUNDAYS

Eight Bahamas Bowl alumni are playing in the NFL: S **Kevin Byard** - Tennessee (Middle Tennessee); WR **Corey Davis** - Tennessee (Western Michigan); S **Kavon Frazier** - Dallas (Central Michigan); TE **Tyler Higbee** - Los Angeles Rams (WKU); G **Taylor Moton** - Carolina (Western Michigan); QB **Cooper Rush** - Dallas Cowboys (Central Michigan); WR **Taywan Taylor** - Tennessee (WKU); DE **Leterrius Watson** - Pittsburgh (Central Michigan). Six Bahamas Bowl alumni were chosen in the 2017 NFL Draft, led by Davis, who was selected No. 5 overall by the Tennessee Titans, and 14 total Bahamas Bowl alumni have been drafted by NFL teams.

ESPN EVENTS

About ESPN Events



ESPN Events, a division of ESPN, owns and operates a large portfolio of 31 collegiate sporting events worldwide. The roster includes three Labor Day weekend college football games; FCS opening-weekend game; 14 college bowl games, 11 college basketball events and two college award shows, which accounts for approximately 300-plus hours of programming, reaches almost 64 million viewers and attracts over 700,000 attendees each year. With satellite offices in Albuquerque, Birmingham, Boca Raton, Boise, Dallas-Fort Worth, Honolulu, Las Vegas, Montgomery and St. Petersburg, ESPN Events builds relationships with conferences, schools and local communities, as well as providing unique experiences for teams and fans.

ESPN Events also manages the Big 12 Corporate Partner Program.

Collegiate Football

Academy Sports + Outdoors Texas Bowl (Houston); **AdvoCare Texas Kickoff** (Houston); **Bad Boy Mowers Gasparilla Bowl** (Florida); **Bahamas Bowl** (Nassau); **Birmingham Bowl** (Alabama); **Cheribundi Tart Cherry Boca Raton Bowl** (Florida); **Camping World Kickoff** (Orlando, Fla.); **Celebration Bowl** (Atlanta); **DXL Frisco Bowl** (Frisco, Texas); **Famous Idaho Potato Bowl** (Boise); **Gildan New Mexico Bowl** (Albuquerque); **Guardian Credit Union FCS Kickoff** (Montgomery, Ala.); **Hawai'i Bowl** (Honolulu); **Las Vegas Bowl** (Nevada); **Lockheed Martin Armed Forces Bowl** (Dallas-Fort Worth); **MEAC/SWAC Challenge** (Baton Rouge, La.); **Raycom Media Camellia Bowl** (Montgomery, Ala.); **The Home Depot College Football Awards Presented by Gildan** (Atlanta) and **Zaxby's Heart of Dallas Bowl** (Dallas-Fort Worth)

Collegiate Basketball

AdvoCare Invitational (Walt Disney World Resort near Orlando, Fla.); **Armed Forces Classic** (Ramstein Air Base, Germany); **College Basketball Awards Presented by Wendy's** (Los Angeles); **Gildan Charleston Classic** (South Carolina); **Hawaiian Airlines Diamond Head Classic** (Honolulu); **Jimmy V Men's Classic presented by Corona** (New York City); **Jimmy V Women's Classic presented by Corona** (Hartford, Conn.); **NIT Season Tip-Off** (Brooklyn, N.Y.); **PK80 presented by State Farm** (Portland, Ore.); **Puerto Rico Tip-Off**; **State Farm Champions Classic** (Chicago) and **Wooden Legacy** (Fullerton, Calif.)



THE BAHAMAS

About The Bahamas

Since attaining independence from the UK in 1973, The Bahamas, officially known as the Commonwealth of the Bahamas, has prospered through tourism, international banking, and investment management. The Bahamas relies on tourism to generate most of its economic activity and features world-renowned resorts. The country consists of more than 700 islands, cays, and islets over 100,000 square miles of the Atlantic Ocean just 50 miles off the coast of Florida. The capital city of the Bahamas, Nassau, is located on the island of New Providence. The Prime Minister of the Bahamas is Dr. Hubert A. Minnis.



For more information on The Bahamas visit bahamas.com.

What Makes The Bahamas Unique?

The Bahamas is comprised of 700 islands sprinkled over 100,000 square miles of ocean starting just 50 miles off the coast of Florida. The archipelago is an ecological oasis featuring 2,000 breathtaking islands and cays and boasts the clearest water on the planet—with a visibility of over 200 feet. You can see your toes as easily as you can the world's third largest barrier reef.

We invite you to explore all of our islands. One step and you'll realize our beauty extends far beyond our extraordinary natural wonders. It's the smiles on the faces of the Bahamian people. The unique sounds of our rich culture. The warm hospitality of our heritage and our colorful history.

Our Proximity To The United States Of America

So close to home, yet feels so far away. Just 50 miles off the coast of Florida in the United States, our tropical archipelago is an easy and convenient destination to escape to year-round.

For centuries, our close proximity has attracted all kinds of people: Native Americans. Puritans. Explorers. Even pirates. Now it's your turn. Come discover all of our 700 islands and the hospitality of the Bahamian people. Paradise is just a short plane ride from Miami International Airport, South Florida. And many airlines now offer direct flights to Nassau/Paradise Island, Grand Bahama Island or The Out Islands. You can also sail into one of our 32 ports of entry. Once you arrive, go island-hopping. Explore underwater. Or do nothing but relax on one of our pristine beaches.

Nassau/Paradise Island:

Relax in the tropical ease of our capital city and largest city. Distance: 179 miles from the Florida coast; 45-minute plane ride from Miami.

Weather

This is weather that you can quickly get used to. The trade winds have blessed us with warm year-round weather, with winter lows averaging a comfortable 70 degrees Fahrenheit and summer highs with high humidity at around 80–90, with a gentle dip at night of just 5 to 7 degrees. The result? A climate where you can have fun anytime of the day, any season.

NASSAU/PARADISE ISLAND

Bahamas/Nassau Quick Facts

- Bahamas Governor-General: Dame Marguerite Pindling
- Prime Minister: Dr. Hubert A. Minnis
- New Providence Island (Nassau) Population: 246,329 (2010)
- Tourist Visits: 3.59 million (2016)
- Average temperature high (December) 79°
- Average temperature low (December) 63°

**Nassau & Paradise Island**

With the lure of a big city and the ease of a tropical utopia, Nassau & Paradise Island are considered by many as, well, paradise. Nassau, the capital of The Bahamas, is a bustling metropolitan hub full of culture and modern amenities. To the north lies Paradise Island. Its name tells you everything. It's 685 acres of pure euphoria, developed almost exclusively to delight and accommodate visitors. The island boasts resorts, hotels, restaurants, shops, nightlife, a golf course, aquarium and a casino.

Nassau, the capital city of The Bahamas, is located on 21-mile-long New Providence, the Bahamas' 11th-largest island. Nassau's main harbor is protected by Paradise Island. The harbor attracted settlers in the early days, particularly pirates. In fact, Nassau's population consisted mainly of pirates until 1718, when The Bahamas first Royal Governor, Woodes Rogers expelled them, restored order and built Fort Nassau. The Bahamas for centuries adopted Rogers' motto, "Expulsis Piratis, Restituta Commercium," which means, "Pirates Expelled, Commerce Restored." Now, 246,000 people call New Providence Island home, with a large portion of them residing in Nassau.

Junkanoo, a Bahamian national festival, is a kaleidoscope of colors and sound. The rhythmic sounds of cowbells, goat skin drums and whistles, accompanied by an array of brass instruments, create a sweet musical beat that will move you; while brilliantly colored costumes capture your eye, and bring much visual delight. This bi-annual cultural highlight takes place on Bay Street in New Providence and other Family Islands during the early morning hours, from 1-9 am on Boxing Day (the day after Christmas) and New Year's Morning.



2017 BAHAMAS BOWL MEDIA INFORMATION

BAHAMAS BOWL COMMUNICATIONS STAFF: Your media hosts for the 2017 Bahamas Bowl are:

COMMUNICATIONS OFFICE (Atlantis - Minos/Neptune Room): 242-445-1724

Chris Pika, Director of Communications
(US Cell: 678-908-4853)

Marcus Dittmer, Communications Staff

Jay Garneau, Communications Staff

Tim Glon, Communications Staff

Dan Goldberger, Communications Staff

Ben Solomon, ESPN Events Photographer

Kevin Kemp, Videographer - Bahamas Ministry of Tourism



THOMAS A. ROBINSON NATIONAL STADIUM PRESS TRIBUNE GAMEDAY PHONE: 242-326-7674

We are committed to help you have a great experience at the 2017 Bahamas Bowl. To that end, we will provide the following to the media.

MEDIA SITE: All press releases, media guides/postseason guides and releases for the participating institutions and the bowl are available in PDF format at www.bahamasbowl.com/media. Media are encouraged to download digital copies to reduce paper use. The bowl also has a Dropbox account with additional team info.

MEDIA GUIDES/RELEASES: Media guides/postseason guides & releases for the participating institutions and the bowl will be available at both the Atlantis Media Information Center & gameday at Thomas A. Robinson National Stadium.

QUOTES: Quotes of all media availabilities during bowl week will be distributed in the Media Information Center and online at www.bahamasbowl.com/media.

PRESS CONFERENCE VIDEO: Video of the **December 1** team announcement press conference, the pre-bowl press conference **December 21** and both postgame press conferences will be available via www.bahamasbowl.com/media and the bowl's **YouTube** channel for media back in the United States unable to make the trip to the Bahamas.

MEDIA CREDENTIALS: All media attending the Popeyes Bahamas Bowl must apply for MEDIA/PHOTO credentials through the following web site: sportssystem.com/bahamasbowl. No exceptions.

Once the credential request is processed, **Chris Pika**, the Bowl's Communications Director (chris.pika@bahamasbowl.com), will forward a confirmation if the request is approved. Conference and/or individual school media badges will not be accepted as valid credentials.

MEDIA/PHOTO credentials will not be mailed in advance, but will be available for pickup at the Bahamas Bowl Media Center located at the Atlantis Bahamas beginning **Monday, Dec. 18, 2017**. Working media members who have not picked up their credentials by **Thursday, Dec. 21, 2017** at 5:00 p.m. may do so on game day at the Thomas A. Robinson National Stadium Media Will-Call located just inside the Media Center in the Southwest corner of the stadium.

LOCKER ROOM/PRACTICE INTERVIEW POLICY: Throughout bowl week, working press must adhere to the policies established by each school regarding access to student-athletes and coaches. Please contact a member of each institution's media relations/athletic communications staff for team policies.

2017 BAHAMAS BOWL MEDIA INFORMATION

MEDIA CREDENTIAL DISTRIBUTION & WORKROOM: The Bahamas Bowl Media Information Center will be located at Atlantis – Minos/Neptune (located in the Convention Center). Hours of operation are as follows:

- **Monday, Dec. 18.....9:00 a.m. – 5:00 p.m. (Lite fare/snacks available Noon-2 p.m.)**
- **Tuesday, Dec. 199:00 a.m. – 5:00 p.m. (Lite fare/snacks available Noon-2 p.m.)**
- **Wednesday, Dec. 209:00 a.m. – 5:00 p.m. (Lite fare/snacks available Noon-2 p.m.)**
- **Thursday, Dec. 21.....2:00 p.m. – 5:00 p.m. (Lite fare/snacks available 2:30-4:30 p.m.)**

(NOTE: Credentials will also be available for pickup at the December 21 Press Conference at Thomas A. Robinson National Stadium from 10:00-11 :00 a.m. prior to the start of the press conference)

Both press and photo credentials and other information must be picked up at the Bahamas Bowl Media Center during hours of operation.

In order to serve the media in an efficient manner, the Media Information Center is equipped with a copier. Drinks and snacks will be available. There will be workstations available and ample electrical power for computers and other electrical equipment. Internet service will be available. **Snacks & refreshments will be available each afternoon at times listed above.**

MEDIA HOSPITALITY SUITE: Media hospitality will be located at Atlantis (**Coral Towers 8-237**). Drinks & snacks will be provided for credentialed media. Hours of operation are **9 p.m.-Midnight from Dec. 18-22.**

MEDIA HOTEL/TRANSPORTATION: The Atlantis Bahamas is the official media hotel of the Bahamas Bowl. All media must make their requests for rooms through the online media credentialing process. There are an extremely limited number of media rooms at the Atlantis, and beat writers who staff their team’s games during the 2017 season will have priority in the Atlantis media block.

The Bahamas Bowl recommends using taxis or tour companies to travel throughout Nassau. All driving in the Bahamas is done from the left-hand side of the road.

The Bahamas Bowl will provide transportation for traveling U.S. media representatives to key events: the **Ranfurly Homes for Children** visit and the **Youth Football Clinic** on **December 20** (leave for Ranfurly at 1:00 p.m. and return from the clinic to Atlantis at 4:30 p.m.), the **Bahamas Bowl Press Conference** on **December 21** at Thomas A. Robinson National Stadium (leave for stadium at 9:45 a.m. and return to Atlantis at 1:00 p.m.) and the **2017 Bahamas Bowl** on **December 22** (leave for stadium at 8:30 a.m. and return to Atlantis 3 hours after the conclusion of the game - approximately 7:00 p.m.). **Media buses will be staged at the Atlantis (Coral Towers lobby).** All media members must show their credentials in order to use the transportation service.

GAMEDAY MEDIA TRIBUNE/MEDIA BOOTHS/MEDIA CENTER: Entrance into the Thomas A. Robinson National Stadium Media Tribune and Media Center is by credential only for the news media and communications staff. A limited number of telephones (restricted long distance) and email/copy service will be available to the working press.

The media tribune, press booths and media center will be open to the media at 9:00 a.m. Press releases, statistics, media guides and flip cards will be available. A pregame meal will be served only to accredited media approximately two hours prior to kickoff (10:30 a.m.) in the Media Center, located in the Southwest corner of the stadium below the media tribune. Beverages and snacks will be available throughout the game.

2017 BAHAMAS BOWL MEDIA INFORMATION

The Media Tribune at Thomas A. Robinson National Stadium is outside and under cover (similar to auxiliary press setups at Super Bowls and other major sporting events). Power, wireless and wired internet will be available to each individual seated in the media tribune. Booths for coaches, ESPN, radio networks and instant replay are located at the top of the Western Grandstand in the Media Booths. Seat and booth assignments will be assigned by the bowl.

The media workroom at Thomas A. Robinson National Stadium will remain open until **three hours** after the conclusion of the game. The media bus will leave the stadium heading back to Atlantis Coral Towers at **approximately 7:00 p.m.**

GAMEDAY MEDIA SERVICES: Flip cards, stats and game notes will be available prior to the start of the Bahamas Bowl in the main press areas. Complete box scores and play-by-play will be distributed to the media at the end of each quarter. Coaches and student-athlete quotes will be distributed shortly after the conclusion of the press conferences. If you need a box score emailed to your news organization, make your request to a member of the Communications staff.

INTERNET ACCESS: Wireless and wired access will be available to the media in Thomas A. Robinson National Stadium. The wireless access network and password will be distributed to the media on gameday at the stadium.

LIVE STATISTICS: The Bahamas Bowl has contracted with StatBroadcast to provide instant stats information during the bowl to media in attendance in Nassau and back in the United States. To access the stat feed, point your browser to **bahamas.statbroadcast.com**.

PHOTOGRAPHERS/VIDEO: Bahamas Bowl photo credentials must be visible at all times. Bowl organizers will adhere to the NCAA's sideline control policy, which states that:

Sideline photographers are restricted outside the 25-yard lines in the areas designated and are reminded to stay behind the dotted restraining line around the field. No media personnel, including journalists, radio and television personnel or their equipment, shall be in the team area or coaching box.

POSTGAME INTERVIEW POLICY: Following a 10-minute cooling-off period, postgame interviews will take place in the Media Center in the Thomas A. Robinson National Stadium. Only individuals displaying proper credentials will be permitted in the interview area. Security will be posted in these locations and will not allow anyone to obstruct entrances. The runner-up head coach and two student-athletes will go first, followed by the winning institution's head coach and three student-athletes. The game's Offensive and Defensive Players of the Game are required to attend as part of their team's student-athlete contingent. The Prime Minister's Trophy will be presented to the championship team along with awards to the offensive and defensive players of the game on field immediately following the game.

The cooling-off period for the runner-up team begins when the head coach enters the locker room immediately after the game. The winning head coach and student-athletes must proceed directly from the field to the interview room after the postgame trophy presentation unless requested for a short interview (not to exceed four minutes) by ESPN. Both teams' locker rooms are closed to the media.

Regardless of any personal regular-season radio or television contracts, the coach is first obligated to the entire media staffing the Bahamas Bowl and must report to the interview room immediately after the 10-minute cooling off period. The coach cannot delay a postgame interview with the covering media to conduct a program for a single radio, newspaper, or television reporter unless requested to grant a short interview (not to exceed four minutes) by ESPN. After fulfilling the commitment to the entire media covering the game, the coach and student-athletes may participate in special interviews.

2017 BAHAMAS BOWL MEDIA SCHEDULE

Members of the media with Bahamas Bowl credentials will be invited and encouraged to cover the following events:

Bahamas Bowl Team Announcement Press Conference

Friday, Dec. 1 Thomas A. Robinson National Stadium 11:30 a.m. - 12:15 p.m.

Bahamas Bowl Team Welcome Reception

Monday, Dec. 18 Atlantis – Royal Towers Lower Main Lobby 7:00 – 8:30 p.m.
(Cafe at the Great Hall of Waters)

(Limited number of media will be permitted to attend for a short period - **NOTE:** there is **no food** available for media at this event. Please contact Chris Pika for access.)

Bahamas Bowl Player Beach Bash and Dinner

Tuesday, Dec. 19..... Atlantis – Lagoon & West Beach 4:00 – 6:00 p.m.

(Limited number of media will be permitted to attend for a short period - **NOTE:** there is **no food** available for media at this event. Please contact Chris Pika for access.)

Community Relations Visit

Wednesday, Dec. 20 Ranfurly Homes for Children..... 1:30 – 2:30 p.m.

Bus for U.S. Media leaves Atlantis Coral Towers lobby at 1:00 p.m.

(Media encouraged to attend. Please contact Chris Pika at 678-908-4853 for access.)

Youth Football Clinic

Wednesday, Dec. 20 Robinson Stadium Practice Field 3:30 – 5:00 p.m.

Bus for U.S. Media leaves from Robinson Stadium Practice Field to Atlantis Coral Towers lobby at 4:30 p.m.

(Media encouraged to attend. Please contact Chris Pika at 678-908-4853 for access.)

Bahamas Bowl Press Conference

Thursday, Dec. 21 Thomas A. Robinson National Stadium Media Center 11:00 a.m. – Noon
All Bahamas Bowl credentialed media encouraged to attend. Ohio's head coach and two student-athletes will be available to the media from 11:00-11:30 a.m. and UAB's head coach and two student-athletes will be available to the media from 11:30 a.m.-Noon. A photo opportunity with the two head coaches and the championship trophy will take place at 11:30 a.m. Contact Chris Pika at 678-908-4853 for info.

Bus for U.S. Media leaves Atlantis Coral Towers lobby at 9:45 a.m. and leaves from TARNs to Atlantis Coral Towers lobby at 1 p.m.

2017 Bahamas Bowl

Friday, Dec. 22 Thomas A. Robinson National Stadium 12:30 p.m.

Only Bahamas Bowl credentialed media may attend the game/postgame press conferences. The Prime Minister's Trophy & the Offensive & Defensive Player of the Game awards will be presented immediately following the game.

Bus for U.S. Media leaves Atlantis Coral Towers lobby at 8:30 a.m. and leaves from TARNs to Atlantis Coral Towers lobby at approximately 7:00 p.m.

Bahamas Bowl Postgame Press Conference

Friday, Dec. 22 Thomas A. Robinson National Stadium Media Center Following Game
Postgame press conferences will begin approximately 10 minutes after the conclusion of the game. The runner-up head coach and two student-athletes will go first, followed by winning team's head coach and three student-athletes. The game's Offensive and Defensive Players of the Game are required to attend as part of their team's contingent.

Note: A complete list of team activities will be available at the Bahamas Bowl Media Center. While every activity will not be open to the media, every effort will be made to assist media in covering the teams during bowl week and on game day. For all event information listed above, please contact Chris Pika, Director of Communications at 678-908-4853 or chris.pika@bahamasbowl.com.

2017 BAHAMAS BOWL SCHEDULE OF EVENTS

Schedule correct as of **December 15, 2017 (Schedule subject to change)**

MONDAY, DEC. 18

9:00 a.m. – 5:00 p.m. Media Center, Credentials & HospitalityAtlantis – Minos/Neptune
 11:00 a.m.-Noon Ohio Airport Arrival Lynden Pindling International Airport
 3:00-4:00 p.m..... UAB Airport Arrival Lynden Pindling International Airport
 Noon Ohio Hotel Arrival Atlantis - Royal Towers
 4:00 p.m. UAB Airport Arrival Atlantis - Royal Towers
 7:00 – 8:30 p.m. Team Welcome ReceptionAtlantis – Royal Towers Lower Main Lobby
 (Café at Great Hall of Waters)
(Limited media availabilty - contact Chris Pika to cover event)

9:00 p.m.-Midnight..... Media Hospitality Atlantis - Coral Towers (8-237)

TUESDAY, DEC. 19

9:00 a.m. – 5:00 p.m. Media Center, Credentials & HospitalityAtlantis – Minos/Neptune
 9:00 – 11:30 a.m. Ohio Practice..... Roscow A.L. Davies Field
 9:00 – 11:30 a.m. UAB PracticeRobinson Stadium Practice Field
 4:00 – 6:00 p.m. Player Beach Bash & Dinner..... Atlantis – Lagoon & West Beach
(Limited media availabilty - contact Chris Pika to cover event)

9:00 p.m.-Midnight..... Media Hospitality Atlantis - Coral Towers (8-237)

WEDNESDAY, DEC. 20

9:00 a.m. – 5:00 p.m. Media Center, Credentials & HospitalityAtlantis – Minos/Neptune
 9:00 – 11:30 a.m. UAB PracticeRobnson Stadium Practice Field
 9:00 – 11:30 a.m. Ohio Practice..... Roscow A.L. Davies Field
 1:30 – 2:30 p.m. Community Relations Visit Ranfurly Homes for Children
(Media encouraged to cover with privacy restrictions - contact Chris Pika to cover event)
 3:30 – 5:00 p.m. Youth Football ClinicRobinson Stadium Practice Field
(Media encouraged to cover - contact Chris Pika to cover event)

9:00 p.m.-Midnight..... Media Hospitality Atlantis - Coral Towers (8-237)

THURSDAY, DEC. 21

10:00 – 11:00 a.m. Ohio Walk-Thru Practice..... Thomas A. Robinson National Stadium
 10:30 a.m. – 1:00 p.m. ... Media Credential Pickup Thomas A. Robinson National Stadium
 11:00 a.m. – Noon Bahamas Bowl Press Conferences Thomas A. Robinson National Stadium Media Center
(Ohio 11:00-11:30 am; Coaches photo opportunity with Prime Minister’s Trophy; UAB 11:30-Noon)
(Credentials can also be picked up at TARNs prior to the press conference from 10-11 a.m.)

Noon – 1:00 p.m. UAB Walk-Thru Practice Thomas A. Robinson National Stadium

2:00 – 5:00 p.m. Media Center, Credentials & HospitalityAtlantis – Minos/Neptune

5:00 – 5:30 p.m. Joint Team Pep Rally (subject to change) Atlantis - Royal Deck

9:00 p.m.-Midnight..... Media Hospitality Atlantis - Coral Towers (8-237)

FRIDAY, DEC. 22

9:00 a.m. Parking Gates Open Thomas A. Robinson National Stadium

9:00 a.m. Media Areas Open Thomas A. Robinson National Stadium

9:00 a.m. – 1:30 p.m. Media Credential Will-Call Thomas A. Robinson National Stadium Media Center

10:00 a.m. Stadium Gates Open Thomas A. Robinson National Stadium

10:00 a.m. – 12:30 p.m. . Tailgate Extravaganza Thomas A. Robinson National Stadium East Parking Lot

12:30 p.m. Bahamas Bowl Thomas A. Robinson National Stadium

Immediately Following Game. Postgame Trophy/Awards Presentation .. Thomas A. Robinson National Stadium – Midfield

Immediately Following Game. Postgame Press Conferences Thomas A. Robinson National Stadium Media Center

Postgame + 3 Hours Media Postgame Workroom.....Thomas A. Robinson National Stadium Media Workroom

9:00 p.m.-Midnight..... Media Hospitality Atlantis - Coral Towers (8-237)

NOTE: Media availability to observe practices is subject to the rules of the participating institutions

HELPFUL HINTS FOR THE MEDIA

PASSPORTS: The Bahamas Bowl reminds all media that all U.S. citizens coming to the Bowl must have a valid United States Passport for the time of travel. It is possible to secure passports on short notice, but costs will be much higher for the individuals involved and delays in receiving passports are possible during the holiday season. For information on how to obtain a U.S. Passport, visit passports.state.gov. For obtaining an expedited passport in a hurry, visit <http://travel.state.gov/content/passports/english/passports/services/expedited.html>.

UNITED STATES EMBASSY: The United States Embassy in the Bahamas is located at **42 Queen Street** in Nassau. The American Citizen Services Unit stands ready to help American citizens in The Bahamas – and their loved ones – in emergency situations. American citizens overseas, of course, remain subject to the laws of the country they are in. The American Citizens Services Unit can assist in areas, including: illness/injury, lost/stolen U.S. Passport, arrest/detention, victims of crime, etc.

In case of emergencies involving the death, injury, welfare, or arrest of an American citizen in The Bahamas, please call **242-322-1181**, ext. 4406, 4547 or 4584 during business hours, or **242-322-1181 x 9** or **242-357-7004** at all other times. (Please note that the Duty Officer who answers this number will not be able to assist with visa or routine passport matters.) The U.S. Embassy website is nassau.usembassy.gov.

CELL PHONES/INTERNET: The Bahamas Bowl staff reminds media that cell phone roaming rates for voice and data usage in the Bahamas can be extremely high per minute. All participants should check with their cell-phone service provider for pertinent information on current roaming rates. Phones can be used in “Airplane Mode” in the Bahamas (no data usage) in order to use phone cameras, etc. Atlantis Bahamas has wireless internet capability in rooms (free)/some public areas (daily fee if not staying at Atlantis). Calling cards for public phones located in the resort can be purchased at the Atlantis.

CURRENCY: The legal tender is the Bahamian dollar, which is equivalent to the U.S. dollar. U.S. currency is accepted throughout the Bahamas, as are most major credit cards and traveler’s checks. ATMs are located at both Paradise Island and Cable Beach casinos, Rawson Square, major banks and in most hotels.

ELECTRICITY: With standard North American 120-volt/60-cycle AC electrical current, you will be able to operate American laptops, electronics, hairdryers, shavers and other small electrical appliances without adapters.

GETTING AROUND: Taxi service is available from the Atlantis to take you into Nassau to visit tourist areas, restaurants, etc. Shared van rides into Nassau from the Atlantis run \$4 per person, and you will be dropped off in downtown Nassau near the Government House. Unshared rides from downtown Nassau back to the Atlantis are \$15 per person (not including the \$3 bridge toll for taxis to get back to Paradise Island).

Ferry boats (water taxis) can take you between Nassau and Paradise Island while at the same time giving you a waterfront view of Nassau Harbour. Tickets can be purchased at the tour desk at Festival Place and at Woodes Rogers Wharf right next door. Tickets cost \$4 per person (plus a suggested \$1 tip for the storyteller who usually accompanies the ride) and the trip is approximately 10 minutes each way. Ferries leave every half hour on the hour from 9:00 a.m. to 6:00 p.m.

City buses, known locally as “jitneys”, run in downtown Nassau and Cable Beach several times a day. The cost for a one-way ride is \$1.25 per person, and exact change is required. Pay as you exit the bus.

TIPPING: Restaurants and hotels **automatically add 15%** to all food and beverage checks in lieu of gratuity. For exceptional service you may wish to leave something extra. Bellboys, doormen and porters usually receive \$2 per bag. Taxi drivers should be tipped about 15% of the fare.

CUSTOMS: U.S. citizens out of the country for 48 hours are allowed up to \$800 worth of duty-free merchandise. Less than 48 hours, the duty-free exemption is \$200. Limitations include 32 ounces of tobacco for those over 21 and no more than two liters of alcohol. To make traveling easier, consider packing things you’re going to declare separately and keep all your sales receipts.

MEDICAL FACILITIES: Internationally trained doctors are available at the hotels and throughout the Nassau Paradise Island. Two hospitals are fully equipped to respond to emergency medical situations. Princess Margaret Hospital (public) and Doctor’s Hospital (private) are both located in Nassau.

DRIVING DIRECTIONS

Driving Directions From Lynden Pindling International Airport to the Atlantis Bahamas (11.8 miles):

Go north on US Departures Rd. (0.2 miles), at the roundabout, take first exit onto Windsor Field Rd. (0.4 miles), go through one roundabout (0.4 miles) and stay on Windsor Field Rd., at the next roundabout (0.7 miles), take the first exit to John F. Kennedy Drive and go through two roundabouts, at the third roundabout (4.3 miles), take the first exit onto Prospect Ridge Rd., at the next roundabout (0.8 miles), take the first exit onto West Bay St., continue on West Bay St. (1.9 miles), at the next roundabout, continue on West Bay St. (1.1 miles), turn left onto Marlborough St. (0.1 miles), road becomes Navy Lion Rd. (213 feet), turn right onto Bay St. (1.2 miles), turn left and cross the Sir Sidney Poitier Bridge (0.5 miles), take first right onto Paradise Beach Rd., at the roundabout (0.1 miles), take the first exit and continue (0.2 miles), Atlantis Resort will be on the left.

**Driving Directions From Atlantis Bahamas to Thomas A. Robinson National Stadium/
Robinson Stadium Practice Field (4.6 miles):**

Head east toward Casino Drive (0.2 miles), at the roundabout, take second exit onto Paradise Island Bridge – Southbound Rd., cross bridge (0.5 miles) – road becomes Mackey St., continue on Mackey St. (1.2 miles), turn right on Wulff Rd., continue on Wulff Rd. (1.3 miles), Wulff Rd. becomes Poinciana Dr., continue on Poinciana Dr. (0.5 miles), at the roundabout, take first exit onto Thompson Blvd., continue on Thompson Blvd. (0.7 miles), turn left on Bahamas Games Blvd., continue on Bahamas Games Blvd. (0.2 miles), Thomas A. Robinson National Stadium will be on the left. Robinson Stadium Practice Field is located behind the National Stadium. **NOTE: If taking cab/tour company to National Stadium, have them drop you at Western Grandstand entrance (side of stadium with spires on top of the grandstand). If going to the Practice Field, have them drop you at the Eastern Grandstand entrance of the stadium.**

Driving Directions From Atlantis Bahamas to Roscow A.L. Davies Field (5.2 miles)

Head east toward Casino Drive (0.2 miles), at the roundabout, take second exit onto Paradise Island Bridge – Southbound Rd., cross bridge (0.4 miles) – road becomes Mackey St., continue on Mackey St. (1.2 miles), turn right on Wulff Rd., continue on Wulff Rd. (1.3 miles), Wulff Rd. becomes Poinciana Dr. Continue on Poinciana Dr. (0.5 miles), at the roundabout, take first exit onto Thompson Blvd., continue on Thompson Blvd. (0.4 miles), turn left on Moss St., stay on Moss St. (0.1 miles), turn right and follow road (0.7 miles), at roundabout, take first exit onto Celery Dr., stay on Celery Dr. (0.3 miles), Roscow A.L. Davies Field will be on the left.

2017-18 BOWL SCHEDULE

BOWL GAME	MATCHUP	LOCATION	TIME/NETWORK
SATURDAY, DEC. 16			
Celebration Bowl	Grambling vs. North Carolina A&T	Atlanta, Ga.	Noon/ABC
R+L Carriers New Orleans Bowl	Troy vs. North Texas	New Orleans, La.	1 p.m./ESPN
AutoNation Cure Bowl	WKU vs. Georgia State	Orlando, Fla.	2:30 p.m./CBSSN
Las Vegas Bowl	Boise State vs. Oregon	Las Vegas, Nev.	3:30 p.m./ABC
Gildan New Mexico Bowl	Marshall vs. Colorado State	Albuquerque, N.M.	4:30 p.m./ESPN
Raycom Media Camellia Bowl	Middle Tennessee vs. Arkansas State	Montgomery, Ala.	8 p.m./ESPN
TUESDAY, DEC. 19			
Cheribundi Tart Cherry Boca Raton Bowl	Akron vs. Florida Atlantic	Boca Raton, Fla.	7 p.m./ESPN
WEDNESDAY, DEC. 20			
DXL Frisco Bowl	Louisiana Tech vs. SMU	Frisco, Texas	8 p.m./ESPN
THURSDAY, DEC. 21			
Bad Boy Mowers Gasparilla Bowl	Temple vs. FIU	St. Petersburg, Fla.	8 p.m./ESPN
FRIDAY, DEC. 22			
Bahamas Bowl	UAB vs. Ohio	Nassau, Bahamas	12:30 p.m./ESPN
Famous Idaho Potato Bowl	Central Michigan vs. Wyoming	Boise, Idaho	4 p.m./ESPN
SATURDAY, DEC. 23			
Birmingham Bowl	Texas Tech vs. USF	Birmingham, Ala.	Noon/ESPN
Lockheed Martin Armed Forces Bowl	San Diego State vs. Army	Fort Worth, Texas	3:30 p.m./ESPN
Dollar General Bowl	Appalachian State vs. Toledo	Mobile, Ala.	7 p.m./ESPN
SUNDAY, DEC. 24			
Hawai'i Bowl	Fresno State vs. Houston	Honolulu, Hawaii	8:30 p.m./ESPN
TUESDAY, DEC. 26			
Zaxby's Heart of Dallas Bowl	Utah vs. West Virginia	Dallas, Texas	1:30 p.m./ESPN
Quick Lane Bowl	Duke vs. Northern Illinois	Detroit, Mich.	5:15 p.m./ESPN
Cactus Bowl	Kansas State vs. UCLA	Phoenix, Ariz.	9 p.m./ESPN
WEDNESDAY, DEC. 27			
Walk-On's Independence Bowl	Southern Miss vs. Florida State	Shreveport, La.	1:30 p.m./ESPN
New Era Pinstripe Bowl	Iowa vs. Boston College	New York, N.Y.	5:15 p.m./ESPN
Foster Farms Bowl	Arizona vs. Purdue	Santa Clara, Calif.	8:30 p.m./FOX
Academy Sports + Outdoors Texas Bowl	Texas vs. Missouri	Houston, Texas	9 p.m./ESPN
THURSDAY, DEC. 28			
Military Bowl, presented by Northrop Grumman	Virginia vs. Navy	Annapolis, Md.	1:30 p.m./ESPN
Camping World Bowl	Virginia Tech vs. Oklahoma State	Orlando, Fla.	5:15 p.m./ESPN
Valero Alamo Bowl	Stanford vs. TCU	San Antonio, Texas	9 p.m./ESPN
San Diego County Credit Holiday Bowl	Washington State vs. Michigan State	San Diego, Calif.	9 p.m./FOX
FRIDAY, DEC. 29			
Belk Bowl	Wake Forest vs. Texas A&M	Charlotte, N.C.	1 p.m./ESPN
Hyundai Sun Bowl	NC State vs. Arizona State	El Paso, Texas	3 p.m./CBS
Franklin American Mortgage Music City Bowl	Kentucky vs. Northwestern	Nashville, Tenn.	4:30 p.m./ESPN
NOVA Home Loans Arizona Bowl	Utah State vs. New Mexico State	Tuscon, Ariz.	5:30 p.m./CBSSN
Goodyear Cotton Bowl Classic	USC vs. Ohio State	Arlington, Texas	8:30 p.m./ESPN
SATURDAY, DEC. 30			
TaxSlayer Bowl	Louisville vs. Mississippi State	Jacksonville, Fla.	Noon/ESPN
AutoZone Liberty Bowl	Iowa State vs. Memphis	Memphis, Tenn.	12:30 p.m./ABC
PlayStation Fiesta Bowl	Washington vs. Penn State	Glendale, Ariz.	4 p.m./ESPN
Capital One Orange Bowl	Miami vs. Wisconsin	Miami Gardens, Fla.	8 p.m./ESPN
MONDAY, JAN. 1			
Outback Bowl	Michigan vs. South Carolina	Tampa, Fla.	Noon/ESPN2
Chick-fil-A Peach Bowl	UCF vs. Auburn	Atlanta, Ga.	12:30 p.m./ESPN
Citrus Bowl	Notre Dame vs. LSU	Orlando, Fla.	1 p.m./ABC
College Football Playoff Semifinals			
Rose Bowl Game, presented by Northwestern Mutual	Georgia vs. Oklahoma	Pasadena, Calif.	5 p.m./ESPN
Allstate Sugar Bowl	Alabama vs. Clemson	New Orleans, La.	8:45 p.m./ESPN
MONDAY, JAN. 8			
CFP National Championship, presented by AT&T	Rose/Sugar Winners	Atlanta, Ga.	8 p.m./ESPN

NOTE: All times Eastern

The Prime Minister's Trophy

The Prime Minister's Trophy, the symbol of the Bahamas Bowl championship, is presented to the winning team after the bowl each year. It is a unique creation that represents the Commonwealth of the Bahamas in several ways.

Former Bahamas Prime Minister, the Rt. Hon. Perry G. Christie, helped present the 2015 championship trophy to Western Michigan, and to honor the country's highest-elected office, the trophy was renamed The Prime Minister's Trophy by the bowl in 2016. Mr. Christie handed the newly named trophy to 2016 champion Old Dominion.

Designed and manufactured by Crown Awards of Hawthorne, New York, in consultation with the bowl's staff, the Bahamas Bowl championship trophy stands 30 inches tall and weighs nearly 30 pounds.

The trophy has a black acrylic base and a turquoise stand that represents the water. The trophy is mounted with acrylic and metal pillars used to support the football at the top of the trophy.

A conch shell, one of the main symbols of the Bahamas, is in the center of the base, and metal laser-cut palm trees adorn both sides of the pillars.

The Bahamas Bowl logo is rendered in acrylic and mounted halfway up the trophy's center.

The bowl also awards distinctive Offensive Player of the Game and Defensive Player of the Game trophies.



The Tribune

My Voice. My Newspaper!



SHIRLEY STREET, NASSAU, BAHAMAS | TRIBUNE 242-322-1986 | 100 JAMZ: 242-328-4771

BAHAMAS BOWL RECORD BOOK

Game Date	Score	Attendance	Weather	Players of the Game
Dec. 24, 2014	WKU 49, Central Michigan 48	13,667	Mostly Cloudy, 79°	QB Brandon Doughty, WKU (offense) DE Derik Overstreet, WKU (defense)
Dec. 24, 2015	Western Michigan 45, Middle Tennessee 31	13,123	Mostly Cloudy, 81°	RB Jamauri Bogan, Western Michigan (offense) LB Grant DePalma, Western Michigan (defense)
Dec. 23, 2016	Old Dominion 24, Eastern Michigan 20	13,422	Partly Cloudy, 80°	RB Ray Lawry, Old Dominion (offense) LB TJ Ricks, Old Dominion (defense)

INDIVIDUAL

RUSHING

Most Rushing Attempts

- 23-Ray Lawry, Old Dominion 2016 (133 yards)
- 19-Jamauri Bogan, Western Michigan 2015 (215 yards)
- 14-Anthony Wales, WKU 2014 (95 yards)
- 13-Leon Allen, WKU 2014 (52 yards)
- 13-Blake Banham, Eastern Michigan 2016 (63 yards)

Most Rushing Yards

- 215-Jamauri Bogan, Western Michigan 2015 (19 attempts)
- 133-Ray Lawry, Old Dominion 2016 (23 attempts)
- 95-Anthony Wales, WKU 2014 (14 attempts)
- 63-Blake Banham, Eastern Michigan (13 attempts)
- 61-Richie James, Middle Tennessee 2015 (2 attempts)

Most Rushing Yards in a Half

- 152-Jamauri Bogan, Western Michigan 2015 (17 attempts, second half)

Most Rushing Yards – Quarterback

- 28-Brogan Roback, Eastern Michigan 2016 (6 attempts)
- 26-Cooper Rush, Central Michigan 2014 (8 attempts)
- 22-Brent Stockstill, Middle Tennessee 2015 (9 attempts)
- 10-Tom Flacco, Western Michigan 2015 (2 attempts)
- 4-Brandon Doughty, WKU 2014 (2 attempts)
- 4-Zach Terrell, Western Michigan 2015 (3 attempts)

Highest Rushing Yard Average Per Attempt (min. 10 attempts)

- 11.3-Jamauri Bogan, Western Michigan 2015 (19 for 215)
- 6.8-Anthony Wales, WKU 2014 (14 for 95)
- 5.8-Ray Lawry, Old Dominion 2016 (23 for 133)
- 4.8-Blake Banham, Eastern Michigan 2016 (13 for 63)
- 4.7-Jeremy Cox, Old Dominion 2016 (10 for 47)

Most Touchdowns Rushing

- 4-Jamauri Bogan, Western Michigan 2015
- 1-Leon Allen, WKU 2014
- 1-Anthony Wales, WKU 2014
- 1-Richie James, Middle Tennessee 2015

PASSING

Most Pass Attempts

- 46-Brogan Roback, Eastern Michigan 2016 (26-46-1, 300 yards, 2 TD)
- 45-Cooper Rush, Central Michigan 2014 (28-45-1, 493 yards, 7 TD)
- 42-Brandon Doughty, WKU 2014 (31-42-0, 486 yards, 5 TD)
- 39-Brent Stockstill, Middle Tennessee 2015 (26-39-1, 327 yards, 3 TD)
- 26-Zach Terrell, Western Michigan 2015 (18-26-1, 297 yards, 2 TD)

Most Pass Attempts without an Interception

- 42-Brandon Doughty, WKU 2014

Most Pass Completions

- 31-Brandon Doughty, WKU 2014 (31-42-0, 486 yards, 5 TD)
- 28-Cooper Rush, Central Michigan 2014 (28-45-1, 493 yards, 7 TD)
- 26-Brent Stockstill, Middle Tennessee 2015 (26-39-1, 327 yards, 3 TD)
- 26-Brogan Roback, Eastern Michigan 2016 (26-46-1, 300 yards, 2 TD)
- 18-Zach Terrell, Western Michigan 2015 (18-26-1, 297 yards, 2 TD)

Most Consecutive Completions

- 7-Brandon Doughty, WKU 2014
- 7-Brent Stockstill, Middle Tennessee 2015

Most Passing Yards

- 493-Cooper Rush, Central Michigan 2014 (28-45-1, 7 TD)

- 486-Brandon Doughty, WKU 2014 (31-42-0, 5 TD)
- 327-Brent Stockstill, Middle Tennessee 2015 (26-39-1, 3 TD)
- 300-Brogan Roback, Eastern Michigan 2016 (26-46-1, 2 TD)
- 297-Zach Terrell, Western Michigan 2015 (18-26-1, 2 TD)

Most Passing Yards in a Half

- 350-Brandon Doughty, WKU 2014 (22-30-0, 5 TD; first half)

Most Passing Yards in a Quarter

- 255-Cooper Rush, Central Michigan 2014 (13-17-0, 5 TD, fourth quarter) - *NCAA bowl record*

Most Touchdown Passes

- 7-Cooper Rush, Central Michigan 2014 - *NCAA bowl record*
- 5-Brandon Doughty, WKU 2014
- 3-Brent Stockstill, Middle Tennessee 2015
- 3-David Washington, Old Dominion 2016
- 2-Zach Terrell, Western Michigan 2015
- 2-Brogan Roback, Eastern Michigan 2016

Highest Completion Percentage (minimum 20 attempts)

- 73.8-Brandon Doughty, WKU 2014 (31 of 42)
- 69.2-Zach Terrell, Western Michigan 2015 (18 of 26)
- 66.7-Brent Stockstill, Middle Tennessee 2015 (26 of 39)
- 62.2-Cooper Rush, Central Michigan 2014 (28 of 45)
- 56.5-Brogan Roback, Eastern Michigan 2016 (26 of 46)

Most Interceptions

- 1-Cooper Rush, Central Michigan 2014
- 1-Brent Stockstill, Middle Tennessee 2015
- 1-Zach Terrell, Western Michigan 2015
- 1-Brogan Roback, Eastern Michigan 2016
- 1-David Washington, Old Dominion 2016

RECEIVING

Most Receptions

- 8-Corey Davis, Western Michigan 2015 (183 yards, 1 TD)
- 8-Richie James, Middle Tennessee 2015 (126 yards, 2 TD)
- 7-Dieuly Aristilde, Eastern Michigan 2016 (80 yards, 0 TD)
- 6-Titus Davis, Central Michigan 2014 (137 yards, 4 TD)
- 6-Eddie Daugherty, Eastern Michigan 2016 (72 yards, 0 TD)

Most Receiving Yards

- 183-Corey Davis, Western Michigan 2015 (8 receptions, 1 TD)
- 155-Willie McNeal, WKU 2014 (5 receptions, 1 TD)
- 137-Titus Davis, Central Michigan 2014 (6 receptions, 4 TD)
- 126-Richie James, Middle Tennessee 2015 (8 receptions, 2 TD)
- 109-Jesse Kroll, Central Michigan 2014 (4 receptions, 0 TD)

Most Receiving Yards in a Half

- 184-Corey Davis, Western Michigan 2015 (7 receptions, first half)

Most Touchdowns Receiving

- 4-Titus Davis, Central Michigan 2014 (6 receptions, 137 yards) - *tied NCAA bowl record*
- 2-Richie James, Middle Tennessee 2015 (8 receptions, 126 yards)
- 2-Courtney Williams, Central Michigan 2014 (3 receptions, 70 yards)

Highest Average Per Reception (minimum 3 receptions)

- 31.0-Willie McNeal, WKU 2014 (5 receptions, 155 yards)
- 27.3-Jesse Kroll, Central Michigan 2014 (4 receptions, 109 yards)
- 23.3-Courtney Williams, Central Michigan 2014 (3 receptions, 70 yards)
- 22.9-Corey Davis, Western Michigan 2015 (8 receptions, 183 yards)
- 20.2-Daniel Braverman, Western Michigan 2015 (5 receptions, 101 yards)

BAHAMAS BOWL RECORD BOOK

TOTAL OFFENSE**Most Plays**

53-Cooper Rush, Central Michigan 2014 (8 rushes, 45 passes)
 52-Brogan Roback, Eastern Michigan 2016 (6 rushes, 46 passes)
 48-Brent Stockstill, Middle Tennessee 2015 (9 rushes, 39 passes)
 44-Brandon Doughty, WKU 2014 (2 rushes, 42 passes)
 29-Zach Terrell, Western Michigan 2015 (3 rushes, 26 passes)

Most Total Yards

519-Cooper Rush, Central Michigan 2014 (26 rushing, 493 passing)
 490-Brandon Doughty, WKU 2014 (4 rushing, 486 passing)
 349-Brent Stockstill, Middle Tennessee 2015 (22 rushing, 327 passing)
 328-Brogan Roback, Eastern Michigan 2016 (28 rushing, 300 passing)
 301-Zach Terrell, Western Michigan 2015 (4 rushing, 297 passing)

Highest Average Per Play (minimum 40 plays)

11.1-Brandon Doughty, WKU 2014 (44 plays, 490 yards)
 9.8-Cooper Rush, Central Michigan 2014 (53 plays, 519 yards)
 7.3-Brent Stockstill, Middle Tennessee 2015 (48 plays, 349 yards)
 6.3-Brogan Roback, Eastern Michigan 2016 (52 plays, 328 yards)

Most Touchdowns Responsible For (TDs scored and passed for)

7-Cooper Rush, Central Michigan 2014 (7 pass) - *tied NCAA bowl record*
 5-Brandon Doughty, WKU 2014 (5 pass)
 4-Titus Davis, Central Michigan 2014 (4 receiving)
 4-Jamauri Bogan, Western Michigan 2015 (4 rush)
 3-Brent Stockstill, Middle Tennessee 2015 (3 pass)
 3-David Washington, Eastern Michigan 2016 (3 pass)

Most Points Responsible For (Points scored and passed for)

42-Cooper Rush, Central Michigan 2014 (7 passing TD) - *tied NCAA bowl record*
 30-Brandon Doughty, WKU 2014 (5 passing TD)
 24-Titus Davis, Central Michigan 2014 (4 receiving TD)
 24-Jamauri Bogan, Western Michigan 2015 (4 rushing TD)
 18-Brent Stockstill, Middle Tennessee 2015 (3 passing TD)
 18-Brogan Roback, Eastern Michigan 2016 (3 passing TD)

ALL-PURPOSE YARDS (Yards from rushing, receiving & runbacks)**Most Plays**

25-Ray Lawry, Old Dominion 2016 (23 rushing, 2 receiving)
 19-Jamauri Bogan, Western Michigan 2015 (19 rushing)
 18-Leon Allen, WKU 2014 (13 rushing, 5 receiving)
 16-Blake Banham, Eastern Michigan 2016 (13 rushing, 2 receiving, 1 punt return)
 15-Anthony Wales, WKU 2014 (14 rushing, 1 receiving)

Most All-Purpose Yards

215-Jamauri Bogan, Western Michigan 2015 (215 rushing)
 187-Richie James, Middle Tennessee 2015 (61 rushing, 126 receiving)
 183-Corey Davis, Western Michigan 2015 (183 receiving)
 175-Willie McNeal, WKU 2014 (155 receiving, 20 kickoff return)
 156-Zach Pascal, Old Dominion 2016 (25 rushing, 53 receiving, 78 kickoff return)

Highest Average Per Play (minimum 10 plays)

18.7-Richie James, Middle Tennessee 2015 (187 yards, 10 plays)
 11.3-Jamauri Bogan, Western Michigan 2015 (215 yards, 19 plays)
 7.1-Anthony Wales, WKU 2014 (107 yards, 15 plays)
 5.8-Ray Lawry, Old Dominion 2016 (147 yards, 25 plays)
 5.4-Leon Allen, WKU 2014 (97 yards, 18 plays)

TANDEM YARDS (Yardage from rushing and receiving)**Most Plays**

25-Ray Lawry, Old Dominion 2016 (133 rushing yards, 14 receiving yards)
 19-Jamauri Bogan, Western Michigan 2015 (215 rushing yards)
 18-Leon Allen, WKU 2014 (52 rushing yards, 45 receiving yards)
 15-Anthony Wales, WKU 2014 (95 rushing yards, 12 receiving yards)
 15-Blake Banham, Eastern Michigan 2016 (63 rushing yards, 18 receiving yards)

Most Tandem Yards

215-Jamauri Bogan, Western Michigan 2015 (19 rushing)
 187-Richie James, Middle Tennessee 2015 (2 rushing, 8 receiving)
 183-Corey Davis, Western Michigan 2015 (8 receiving)

147-Ray Lawry, Old Dominion 2016 (23 rushing, 2 receiving)
 107-Anthony Wales, WKU 2014 (14 rushing, 1 receiving)

Highest Average Per Play (minimum 10 plays)

18.7-Richie James, Middle Tennessee 2015 (10 plays, 187 yards)
 11.3-Jamauri Bogan, Western Michigan 2015 (19 plays, 215 yards)
 7.1-Anthony Wales, WKU 2014 (15 plays, 107 yards)
 5.8-Ray Lawry, Old Dominion 2016 (25 plays, 147 yards)
 5.4-Leon Allen, WKU 2014 (18 plays, 97 yards)
 5.4-Blake Banham, Eastern Michigan 2016 (15 plays, 81 yards)

SCORING**Most Points Scored - Non-Kicker**

24-Titus Davis, Central Michigan 2014 (4 receiving TD)
 24-Jamauri Bogan, Western Michigan 2015 (4 rushing TD)
 18-Richie James, Middle Tennessee 2015 (1 rushing TD, 2 receiving TD)
 12-Courtney Williams, Central Michigan 2014 (2 receiving TD)

Most Points - Kicker

9-Andrew Haldeman, Western Michigan 2015 (1 FG, 6 PAT)
 8-Paul Fricano, Eastern Michigan 2016 (2 FG, 2 PAT)
 7-Cody Clark, Middle Tennessee 2015 (1 FG, 4 PAT)
 6-Brian Eavey, Central Michigan 2014 (6 PAT)
 6-Garrett Schwettman, WKU 2014 (6 PAT)
 6-Brad Davis, Old Dominion 2016 (1 FG, 3 PAT)

Most Points Rushing

24-Jamauri Bogan, Western Michigan 2015
 6-Leon Allen, WKU 2014
 6-Anthony Wales, WKU 2014
 6-Richie James, Middle Tennessee 2015

Most Points Receiving

24-Titus Davis, Central Michigan 2014
 12-Courtney Williams, Central Michigan 2014
 12-Richie James, Middle Tennessee 2015

Most Touchdowns

4-Titus Davis, Central Michigan 2014 (4 receiving TD)
 4-Jamauri Bogan, Western Michigan 2015 (4 rushing TD)
 3-Richie James, Middle Tennessee 2015 (1 rushing TD, 2 receiving TD)
 2-Courtney Williams, Central Michigan 2014 (2 receiving TD)

FIELD GOALS/EXTRA POINTS**Most Field Goals**

2-Paul Fricano, Eastern Michigan 2016 (24 yards, 19 yards)
 1-Cody Clark, Middle Tennessee 2015 (23 yards)
 1-Andrew Haldeman, Western Michigan 2015 (47 yards)
 1-Brad Davis, Old Dominion 2016 (34 yards)

Most Field Goal Attempts

2-Andrew Haldeman, Western Michigan 2015 (30, miss; 47, good)
 2-Paul Fricano, Eastern Michigan 2016 (24, good; 19, good)
 1-Garrett Schwettman, WKU 2014 (36, miss)
 1-Cody Clark, Middle Tennessee 2015 (23, good)
 1-Brad Davis, Old Dominion 2016 (34, good)

Longest Field Goal

47-Andrew Haldeman, Western Michigan 2015
 34-Brad Davis, Old Dominion 2016
 24-Paul Fricano, Eastern Michigan 2016
 23-Cody Clark, Middle Tennessee 2015
 19-Paul Fricano, Eastern Michigan 2016

Longest Field Goal Attempt

47-Andrew Haldeman, Western Michigan 2015 (made)
 36-Garrett Schwettman, WKU 2014 (missed)
 34-Brad Davis, Old Dominion 2016 (made)
 30-Andrew Haldeman, Western Michigan 2015 (missed)
 24-Paul Fricano, Eastern Michigan 2016 (made)

Most Extra-Point Kick Attempts

6-Brian Eavey, Central Michigan 2014 (6 made)

BAHAMAS BOWL RECORD BOOK

6-Garrett Schwettman, WKU 2014 (6 made)
 6-Andrew Haldeman, Western Michigan 2015 (6 made)
 4-Cody Clark, Middle Tennessee 2015 (4 made)
 3-Brad Davis, Old Dominion 2016 (3 made)

Most Extra Point Kicks Made

6-Brian Eavey, Central Michigan 2014 (6 attempts)
 6-Garrett Schwettman, WKU 2014 (6 attempts)
 6-Andrew Haldeman, Western Michigan 2015 (6 attempts)
 4-Cody Clark, Middle Tennessee 2015 (4 made)
 3-Brad Davis, Old Dominion 2016 (3 attempts)

Most Two-Point Conversions

Has not occurred

Most Two-Point Conversion Attempts

1-Cooper Rush, Central Michigan 2014 (pass attempt failed)

PUNTING**Most Punts**

5-Matt Bonadies, Middle Tennessee 2015 (224 yards, 44.8 average)
 4-Ron Coluzzi, Central Michigan 2014 (77 yards, 19.2 average)
 4-J. Schroeder, Western Michigan 2015 (122 yards, 30.5 average)
 4-Bailey Cate, Old Dominion 2016 (158 yards, 39.5 average)
 3-Joseph Occhipinti, WKU 2014 (84 yards, 28.0 average)
 3-Austin Barnes, Eastern Michigan 2016 (115 yards, 38.3 average)

Longest Punt

52-Matt Bonadies, Middle Tennessee 2015
 48-Matt Bonadies, Middle Tennessee 2015
 48-Austin Barnes, Eastern Michigan 2016
 46-Matt Bonadies, Middle Tennessee 2015
 43-Matt Bonadies, Middle Tennessee 2015
 43-Bailey Cate, Old Dominion 2016

Highest Punting Average (minimum 3 punts)

44.8-Matt Bonadies, Middle Tennessee 2015 (5 punts, 224 yards)
 39.5-Bailey Cate, Old Dominion 2016 (4 punts, 158 yards)
 38.3-Austin Barnes, Eastern Michigan 2016 (3 punts, 115 yards)
 30.5-J. Schroeder, Western Michigan 2015 (4 punts, 122 yards)
 28.0-Joseph Occhipinti, WKU 2014 (3 punts, 84 yards)

PUNT RETURNS**Most Punt Returns**

2-Ed Batties, Middle Tennessee 2015 (5 yards)
 1-Daniel Braverman, Western Michigan 2015 (4 yards)
 1-Blake Banham, Eastern Michigan 2016 (0 yards)

Most Punt Return Yards

5-Ed Batties, Middle Tennessee 2015 (2 returns)
 4-Daniel Braverman, Western Michigan 2015 (1 return)

Highest Punt Return Average (minimum 2 returns)

2.5-Ed Batties, Middle Tennessee 2015 (2 returns, 5 yards)

Punt Returns for Touchdown

Has not occurred

KICK RETURNS**Most Kickoff Returns**

5-Jaron Johnson, Eastern Michigan 2016 (89 yards)
 4-Darius Phillips, Western Michigan 2015 (88 yards)
 3-Zach Pascal, Old Dominion 2016 (78 yards)
 2-Ed Batties, Middle Tennessee 2015 (56 yards)
 2-Amari Coleman, Central Michigan 2014 (33 yards)
 2-Courtney Williams, Central Michigan 2014 (28 yards)

Most Kickoff Return Yards

89-Jaron Johnson, Eastern Michigan 2016 (5 returns)
 88-Darius Phillips, Western Michigan 2015 (4 returns)
 78-Zach Pascal, Old Dominion 2016 (3 returns)
 56-Ed Batties, Middle Tennessee 2015 (2 returns)
 33-Amari Coleman, Central Michigan 2014 (2 returns)

Highest Kickoff Return Average (minimum 2 returns)

28.0-Ed Batties, Middle Tennessee 2015 (2 returns, 56 yards)
 26.0-Zach Pascal, Old Dominion 2016 (3 returns, 78 yards)
 22.0-Darius Phillips, Western Michigan 2015 (4 returns, 88 yards)
 17.8-Jaron Johnson, Eastern Michigan 2016 (5 returns, 89 yards)
 16.5-Amari Coleman, Central Michigan 2014 (2 returns, 33 yards)

Kickoff Returns for Touchdown

Has not occurred

LONGEST PLAYS**Longest Rush**

62t-Jamauri Bogan, Western Michigan 2015
 61-Jamauri Bogan, Western Michigan 2015
 46t-Jamauri Bogan, Western Michigan 2015
 46t-Richie James, Middle Tennessee 2015
 30-Anthony Wales, WKU 2014
 30-Breck Turner, Eastern Michigan 2016

Longest Rushing Touchdown

62t-Jamauri Bogan, Western Michigan 2015
 46t-Jamauri Bogan, Western Michigan 2015
 46t-Richie James, Middle Tennessee 2015
 21t-Anthony Wales, WKU 2014

Longest Pass

80t-Zach Terrell to Corey Davis, Western Michigan 2015
 75t-Cooper Rush to Jesse Kroll (47 yards), lateral to Deon Butler (11 yards), lateral to Courtney Williams (2 yards) and lateral to Titus Davis (15 yards), Central Michigan 2014
 68t-Zach Terrell to Daniel Braverman, Western Michigan 2015
 55t-Brandon Doughty to Willie McNeal, WKU 2014
 52-Brandon Doughty to Willie McNeal, WKU 2014

Longest Passing Touchdown

80t-Zach Terrell to Corey Davis, Western Michigan 2015
 75t-Cooper Rush to Jesse Kroll (47 yards), lateral to Deon Butler (11 yards), lateral to Courtney Williams (2 yards) and lateral to Titus Davis (15 yards), Central Michigan 2014
 68t-Zach Terrell to Daniel Braverman, Western Michigan 2015
 55t-Brandon Doughty to Willie McNeal, WKU 2014
 47t-David Washington to Zach Pascal, Old Dominion 2016

Longest Punt Returns

5-Ed Batties, Middle Tennessee 2015
 4-Daniel Braverman, Western Michigan 2015

Longest Kickoff Returns

32-Ed Batties, Middle Tennessee 2015
 29-Darius Phillips, Western Michigan 2015
 29-Zach Pascal, Old Dominion 2016
 28-Darius Phillips, Western Michigan 2015
 25-Zach Pascal, Old Dominion 2016

Longest Interception Returns

29-Rontavious Atkins, Western Michigan 2015
 27-Vince Calhoun, Eastern Michigan 2016
 16-Cam Thomas, WKU 2014

Longest Fumble Returns

27-Tony Annese, Central Michigan 2014
 1-Darius Phillips, Western Michigan 2015

DEFENSE**Most Total Tackles**

12-Grant DePalma (LB), Western Michigan 2015
 11-Jamez Brickhouse (CB), Old Dominion 2016
 11-Christian Byrum (S), Old Dominion 2016
 10-Justin Cherocci (LB), Central Michigan 2014
 9-Tony Annese (S), Central Michigan 2014
 9-Anthony Wilson (LB), Old Dominion 2016

BAHAMAS BOWL RECORD BOOK

Most Solo Tackles

- 8-Jamez Brickhouse (CB), Old Dominion 2016
- 5-Daeshawn Bertram (LB), WKU 2014
- 5-Rontavious Atkins (S), Western Michigan 2015
- 5-Grant DePalma (LB), Western Michigan 2015
- 5-Jamarcus Howard (CB), Middle Tennessee 2015
- 5-Anthony Wilson (LB), Old Dominion 2016

Most Assisted Tackles

- 8-Christian Byrum (S), Old Dominion 2016
- 7-Grant DePalma (LB), Western Michigan 2015
- 6-Tony Annese (S), Central Michigan 2014
- 6-Justin Cherocci (LB), Central Michigan 2014
- 6-Branden Leston (S), WKU 2014

Most Tackles for Loss

- 2.5-Derik Overstreet (DE), WKU 2014 (-14 yards)
- 2-Cleveland Smith (DT), Western Michigan 2015 (-2 yards)
- 2-Pat O'Connor (DE), Eastern Michigan 2016 (-4 yards)
- 1.5-Dejon Brown (LB), WKU 2014 (-4 yards)
- 1.5-Gavin Rocker (DE), WKU 2014 (-4 yards)
- 1.5-Keion Adams (DE), Western Michigan 2015 (-10 yards)

Most Quarterback Sacks

- 2-Derik Overstreet (DE), WKU 2014 (-13 yards)
- 1-Six players

Most Pass Breakups

- 4-Wonderful Terry (CB), WKU 2014
- 2-Ronald Zamort (CB), Western Michigan 2015

Most Interceptions

- 1-Cam Thomas (CB), WKU 2014 (16 yards)
- 1-Justin Akins (DE), Middle Tennessee 2015 (0 yards)
- 1-Rontavious Atkins (S), Western Michigan 2015 (29 yards)
- 1-Vince Calhoun (S) Eastern Michigan 2016 (27 yards)
- 1-Denzel Williams (S), Old Dominion 2016 (0 yards)

Interceptions Returned for Touchdown

Has not occurred

Most Fumbles Forced

- 1-Joe Ostman (DE), Central Michigan 2014
- 1-Tanner Reaves (DE), WKU 2014
- 1-Darius Phillips (CB), Western Michigan 2015
- 1-DJ Sanders (LB), Middle Tennessee 2015

Most Fumbles Recovered

- 1-Tony Annese (S), Central Michigan 2014 (27 yards)
- 1-Justin Cherocci (LB), Central Michigan 2014 (0 yards)
- 1-Darius Phillips (CB), Western Michigan 2015 (1 yard)

Fumbles Returned for Touchdown

Has not occurred

HALFTIME

Most Yards Rushing

- 63-Jamauri Bogan, Western Michigan 2015 (2 attempts)

Most Yards Passing

- 305-Brandon Doughty, WKU 2014 (22-28-0, 5 TD)

Most Pass Completions

- 22-Brandon Doughty, WKU 2014 (28 attempts)

Most Pass Receptions

- 7-Corey Davis, Western Michigan 2015 (184 yards)

Most Yards Receiving

- 184-Corey Davis, Western Michigan 2015 (7 receptions)

Most Total Offense Yards

- 353-Brandon Doughty, WKU 2014 (3 rushing, 350 passing)

MILESTONE GAMES

100-Yard Rushing Games

- 215-Jamauri Bogan, Western Michigan 2015 (19 attempts, 4 TD)
- 133-Ray Lwary, Old Dominion 2016 (23 attempts, 0 TD)

100-Yard Receiving Games

- 183-Corey Davis, Western Michigan 2015 (8 receptions, 1 TD)
- 155-Willie McNeal, WKU 2014 (5 receptions, 1 TD)
- 137-Titus Davis, Central Michigan 2014 (4 receptions, 4 TD)
- 126-Richie James, Middle Tennessee 2015 (8 receptions, 2 TD)
- 109-Jesse Kroll, Central Michigan 2014 (4 receptions)
- 101-Daniel Braverman, Western Michigan 2015 (5 receptions, TD)

300-Yard Passing Games

- 493-Cooper Rush, Central Michigan 2014 (28-45-1, 7 TD)
- 486-Brandon Doughty, WKU 2014 (31-42-0, 5 TD)
- 327-Brent Stockstill, Middle Tennessee 2015 (26-39-1, 3 TD)
- 300-Brogan Roback, Eastern Michigan 2016 (26-46-1, 2 TD)

TEAM

SCORING

Most Points Scored

- 49-WKU 2014
- 48-Central Michigan 2014
- 45-Western Michigan 2015
- 31-Middle Tennessee 2015
- 24-Old Dominion 2016

Most Points Scored - Half

- 42-WKU 2014 (first half)
- 34-Central Michigan 2014 (second half)
- 28-Western Michigan 2015 (second half)

Most Points Scored - 1st Quarter

- 21-WKU 2014
- 17-Middle Tennessee 2015
- 17-Western Michigan 2015

Most Points Scored - 2nd Quarter

- 21-WKU 2014
- 7-Central Michigan 2014
- 7-Old Dominion 2016

Most Points Scored - 3rd Quarter

- 17-Eastern Michigan 2016
- 7-WKU 2014
- 7-Middle Tennessee 2015
- 7-Western Michigan 2015

Most Points Scored - 4th Quarter

- 34-Central Michigan 2014
- 21-Western Michigan 2015
- Most Consecutive Points Scored**
- 34-Central Michigan 2014 (11:37-0:00 4th quarter)
- 21-Western Michigan 2015 (8:07 1st quarter-10:03 2nd quarter)
- 21-Western Michigan 2015 (0:41 2nd quarter-8:55 3rd quarter)

Most Touchdowns

- 7-WKU 2014
- 7-Central Michigan 2014
- 6-Western Michigan 2015
- 4-Middle Tennessee 2015
- 3-Old Dominion 2016

Largest Deficit Overcome to Win

- 7-Western Michigan 2015

FIRST DOWNS

Most First Downs

- 30-WKU 2014
- 28-Central Michigan 2014
- 28-Eastern Michigan 2016
- 20-Old Dominion 2016
- 18-Middle Tennessee 2015
- 18-Western Michigan 2015

BAHAMAS BOWL RECORD BOOK

Most Rushing First Downs

13-Old Dominion 2016
 10-Western Michigan 2015
 8-Eastern Michigan 2016
 7-Middle Tennessee 2015
 6-Central Michigan 2014
 6-WKU 2014

Most Passing First Downs

22-WKU 2014
 20-Central Michigan 2014
 16-Eastern Michigan 2016
 11-Middle Tennessee 2015
 8-Western Michigan 2015

Most First Downs by Penalty

4-Eastern Michigan 2016
 2-Central Michigan 2014
 2-WKU 2014

RUSHING**Most Attempts**

41-Western Michigan 2015
 39-Old Dominion 2016
 38-Eastern Michigan 2016
 32-WKU 2014
 29-Central Michigan 2014

Most Net Rushing Yards

282-Western Michigan 2015
 206-Old Dominion 2016
 170-Eastern Michigan 2016
 161-WKU 2014
 115-Middle Tennessee 2015

Most Rushing Yards in a Half

183-Western Michigan 2015 (second half)
 121-Old Dominion (second half)
 114-Eastern Michigan (second half)
 99-Western Michigan 2015 (first half)
 92-Middle Tennessee 2015 (first half)

Highest Average Per Rush

6.9-Western Michigan 2015 (41 for 282)
 5.3-Old Dominion 2016 (39 for 206)
 5.0-WKU 2014 (32 for 161)
 4.5-Eastern Michigan 2016 (38 for 170)
 4.4-Middle Tennessee 2015 (29 for 115)

Most Touchdowns Rushing

4-Western Michigan 2015
 2-WKU 2014
 1-Middle Tennessee 2015

PASSING/RECEIVING**Most Pass Attempts**

47-Eastern Michigan 2016
 45-Central Michigan 2014
 42-WKU 2014
 39-Middle Tennessee 2015
 27-Western Michigan 2015

Most Pass Completions

31-WKU 2014
 28-Central Michigan 2014
 26-Middle Tennessee 2015
 26-Eastern Michigan 2016
 19-Western Michigan 2015

Most Net Passing Yards

493-Central Michigan 2014
 486-WKU 2014

331-Western Michigan 2015

327-Middle Tennessee 2015

300-Eastern Michigan 2016

Most Net Passing Yards in a Half

350-WKU 2014 (first half)
 291-Central Michigan 2014 (second half)
 233-Western Michigan 2015 (first half)
 203-Central Michigan 2014 (first half)
 198-Middle Tennessee 2015 (first half)

Most Touchdown Passes

7-Central Michigan 2014 - *NCAA bowl record*
 5-WKU 2014
 3-Middle Tennessee 2015
 3-Old Dominion 2016
 2-Western Michigan 2015
 2-Eastern Michigan 2016

Highest Completion Percentage (minimum 20 attempts)

73.8-WKU 2014 (31 of 42)
 70.4-Western Michigan 2015 (19 of 27)
 66.7-Middle Tennessee 2015 (26 of 39)
 62.2-Central Michigan 2014 (28 of 45)
 55.3-Eastern Michigan 2016 (26 of 47)

Highest Average Per Attempt

12.3-Western Michigan 2015 (27 for 331)
 11.6-WKU 2014 (42 for 486)
 11.0-Central Michigan 2014 (45 for 493)
 9.4-Old Dominion 2016 (20 for 188)
 8.4-Middle Tennessee 2015 (39 for 327)

Highest Average Per Completion

17.6-Central Michigan 2014 (28 for 493)
 17.4-Western Michigan 2015 (19 for 331)
 17.1-Old Dominion 2016 (11 for 188)
 15.7-WKU 2014 (31 for 486)
 12.6-Middle Tennessee 2015 (26 for 327)

Most Interceptions

1-Central Michigan 2014
 1-Middle Tennessee 2015
 1-Western Michigan 2015
 1-Eastern Michigan 2016
 1-Old Dominion 2016

TOTAL OFFENSE**Most Plays**

85-Eastern Michigan 2016
 74-Central Michigan 2014
 74-WKU 2014
 68-Western Michigan 2015
 65-Middle Tennessee 2015

Most Total Yards

647-WKU 2014
 613-Western Michigan 2015
 607-Central Michigan 2014
 470-Eastern Michigan 2016
 442-Middle Tennessee 2015

Highest Average Per Play

9.0-Western Michigan 2015 (68 for 613)
 8.7-WKU 2014 (74 for 647)
 8.2-Central Michigan 2014 (74 for 607)
 6.8-Middle Tennessee 2015 (65 for 442)
 6.7-Old Dominion 2016 (59 for 394)

FUMBLES**Most Fumbles**

3-WKU 2014

BAHAMAS BOWL RECORD BOOK

2-Western Michigan 2015
1-Central Michigan 2014
1-Middle Tennessee 2015

Most Fumbles Lost

2-WKU 2014
1-Middle Tennessee 2015

PENALTIES**Most Penalties**

9-WKU 2014
9-Western Michigan 2015
8-Central Michigan 2014
5-Middle Tennessee 2015
5-Old Dominion 2016

Most Penalty Yards

105-WKU 2014
77-Central Michigan 2014
65-Old Dominion 2016
62-Western Michigan 2015
40-Middle Tennessee 2015

PUNTING**Most Punts**

5-Middle Tennessee 2015
4-Central Michigan 2014
4-Western Michigan 2015
4-Old Dominion 2016
3-WKU 2014
3-Eastern Michigan 2016

Most Punting Yards

224-Middle Tennessee 2015
158-Old Dominion 2016
122-Western Michigan 2015
115-Eastern Michigan 2016
84-WKU 2014

Highest Punting Average

44.8-Middle Tennessee 2015 (5 for 224)
39.5-Old Dominion 2016 (4 for 158)
38.3-Eastern Michigan 2016 (3 for 115)
30.5-Western Michigan 2015 (4 for 122)
28.0-WKU 2014 (3 for 84)

Highest Net Punting Average

40.0-Middle Tennessee 2015
39.5-Old Dominion 2016
31.7-Eastern Michigan 2016
29.3-Western Michigan 2015
28.0-WKU 2014

Most Punts Inside the 20

2-Middle Tennessee 2015
2-Eastern Michigan 2016
2-Old Dominion 2016
1-Western Michigan 2015

PUNT RETURNS**Most Punt Returns**

2-Middle Tennessee 2015
1-Western Michigan 2015
1-Eastern Michigan 2016

Most Punt Return Yards

5-Middle Tennessee 2015
4-Western Michigan 2015

Highest Punt Return Average

4.0-Western Michigan 2015 (1 for 4 yards)
2.5-Middle Tennessee 2015 (2 for 5 yards)

Punt Returns for Touchdown

Has not occurred

KICK RETURNS**Most Kickoff Returns**

5-Western Michigan 2015
5-Eastern Michigan 2016
4-Central Michigan 2014
3-Old Dominion 2016
2-Middle Tennessee 2015

Most Kickoff Return Yards

111-Western Michigan 2015
89-Eastern Michigan 2016
78-Old Dominion 2016
61-Central Michigan 2014
56-Middle Tennessee 2015

Highest Kickoff Return Average

28.0-Middle Tennessee 2015 (2 for 56)
26.0-Old Dominion 2016 (3 for 78)
22.2-Western Michigan 2015 (5 for 111)
20.0-WKU 2014 (1 for 20)
17.8-Eastern Michigan (5 for 89)

Kickoff Returns for Touchdown

Has not occurred

INTERCEPTIONS**Most Interceptions**

1-WKU 2014
1-Middle Tennessee 2015
1-Western Michigan 2015
1-Eastern Michigan 2016
1-Old Dominion 2016

Most Interception Return Yards

29-Western Michigan 2015
27-Eastern Michigan 2016
16-WKU 2014

Interceptions Returned for Touchdown

Has not occurred

FUMBLES (DEFENSE)**Most Fumbles Forced**

1-Central Michigan 2014
1-WKU 2014
1-Middle Tennessee 2015
1-Western Michigan 2015

Most Fumbles Recovered

2-Central Michigan 2014
1-Western Michigan 2015

Most Fumbles Returned

2-Central Michigan 2014
1-Western Michigan 2015

Most Fumble Return Yardage

27-Central Michigan 2014
1-Western Michigan 2015

Fumbles Returned for Touchdown

Has not occurred

TIME OF POSSESSION**Most Time of Possession**

34:48-Western Michigan 2015
32:51-Central Michigan 2014
32:30-Eastern Michigan 2016
27:09-WKU 2014
27:30-Old Dominion 2016

BAHAMAS BOWL RECORD BOOK

THIRD-DOWN CONVERSIONS

Most Third-Down Conversions

- 13-Eastern Michigan (20 attempts)
 - 8-WKU 2014 (12 attempts)
 - 6-Central Michigan 2014 (12 attempts)
 - 5-Middle Tennessee 2015 (14 attempts)
 - 5-Old Dominion 2016 (11 attempts)
- #### Most Third-Down Conversion Attempts
- 20-Eastern Michigan 2016 (13 made)
 - 14-Middle Tennessee 2015 (5 made)
 - 12-Central Michigan 2014 (6 made)
 - 12-WKU 2014 (8 made)
 - 12-Western Michigan 2015 (3 made)

FOURTH-DOWN CONVERSIONS

Most Fourth-Down Conversions

- 1-Central Michigan 2014 (2 attempts)
- 1-WKU 2014 (1 attempt)
- 1-Western Michigan 2015 (1 attempt)
- 1-Old Dominion 2016 (1 attempt)

Most Fourth-Down Conversion Attempts

- 2-Central Michigan 2014 (1 made)
- 2-Middle Tennessee 2015 (0 made)
- 1-WKU 2014 (1 made)
- 1-Western Michigan 2015 (1 made)
- 1-Eastern Michigan 2016 (0 made)
- 1-Old Dominion 2016 (1 made)

FIELD GOALS/EXTRA POINTS

Most Field Goals

- 2-Eastern Michigan 2016 (2 attempts)
- 1-Middle Tennessee 2015 (1 attempt)
- 1-Western Michigan 2015 (2 attempts)
- 1-Old Dominion 2016 (1 attempt)

Most Field Goal Attempts

- 2-Western Michigan 2015 (1 made)
- 2-Eastern Michigan 2016 (2 made)
- 1-WKU 2014 (0 made)
- 1-Middle Tennessee 2015 (1 made)
- 1-Old Dominion 2016 (1 attempt)

Most Extra-Point Kick Attempts

- 7-WKU 2014 (7 made)
- 6-Central Michigan 2014 (6 made)
- 6-Western Michigan 2015 (6 made)
- 4-Middle Tennessee 2015 (4 made)
- 3-Old Dominion 2016 (3 made)

Most Extra-Point Kicks Made

- 7-WKU 2014 (7 attempts)
- 6-Central Michigan 2014 (6 attempts)
- 6-Western Michigan 2015 (6 attempts)
- 4-Middle Tennessee 2015 (4 attempts)
- 3-Old Dominion 2016 (3 attempts)

Most Two-Point Conversions

Has not occurred

Most Two-Point Conversion Attempts

- 1-Central Michigan 2014 (0 made)

DEFENSE

Most Total Tackles

- 90-Old Dominion 2016
- 76-Middle Tennessee 2015
- 74-WKU 2014
- 69-Central Michigan 2014
- 68-Eastern Michigan 2016

Most Solo Tackles

- 44-Old Dominion 2016
- 40-Middle Tennessee 2015
- 39-Central Michigan 2014
- 38-Western Michigan 2015
- 32-WKU 2014

Most Assisted Tackles

- 46-Old Dominion 2016
- 42-WKU 2014
- 38-Eastern Michigan 2016
- 36-Middle Tennessee 2015
- 30-Central Michigan 2014

Most Tackles for Loss

- 8-WKU 2014 (-27 yards)
- 6-Western Michigan 2015 (-22 yards)
- 5-Eastern Michigan 2016 (-16 yards)
- 4-Middle Tennessee 2015 (-7 yards)
- 3-Central Michigan 2014 (-4 yards)
- 3-Old Dominion 2016 (-7 yards)

Most Tackles for Loss Yardage

- 27-WKU 2014 (8 tackles)
- 22-Western Michigan 2015 (6 tackles)
- 16-Eastern Michigan 2016 (5 tackles)
- 7-Middle Tennessee 2015 (4 tackles)
- 7-Old Dominion 2016 (3 tackles)

Most Quarterback Sacks

- 4-WKU 2014 (-19 yards)
- 3-Western Michigan 2015 (-19 yards)
- 2-Middle Tennessee 2015 (-5 yards)
- 1-Eastern Michigan 2016 (-5 yards)

Most Sack Yardage

- 19-WKU 2014 (4 sacks)
- 19-Western Michigan 2015 (3 sacks)
- 5-Middle Tennessee 2015 (2 sacks)
- 5-Eastern Michigan 2016 (1 sack)

Most Pass Breakups

- 6-WKU 2014
- 6-Western Michigan 2015
- 4-Middle Tennessee 2015
- 2-Central Michigan 2014
- 2-Old Dominion 2016

COMBINED

SCORING

Most Points Scored

- 97-WKU 49, Central Michigan 48 2014

Most Points Scored – Half

- 56-WKU 42, Central Michigan 14 2014 (first half)

Most Points Scored – First Quarter

- 34-Middle Tennessee 17, Western Michigan 17 2015

Most Points Scored – Second Quarter

- 28-WKU 21, Central Michigan 7 2014

Most Points Scored – Third Quarter

- 24-Eastern Michigan 17, Old Dominion 7 2016

Most Points Scored – Fourth Quarter

- 34-Central Michigan 34, WKU 0 2014

Most Touchdowns

- 14-WKU 7, Central Michigan 7 2014

FIRST DOWNS

Most First Downs

- 58-WKU 30, Central Michigan 28 2014

BAHAMAS BOWL RECORD BOOK

Most Rushing First Downs

21-Old Dominion 13, Eastern Michigan 8 2016

Most Passing First Downs

42-WKU 22, Central Michigan 20 2014

Most First Downs by Penalty

4-Central Michigan 2, WKU 2 2014

4-Eastern Michigan 4, Old Dominion 0 2016

RUSHING**Most Attempts**

77-Old Dominion 39, Eastern Michigan 38 2016

Most Net Rushing Yards

397-Western Michigan 282, Middle Tennessee 115 2015

Most Rushing Yards in a Half

235-Old Dominion 121, Eastern Michigan 114 2016 (second half)

Most Touchdowns Rushing

5-Western Michigan 4, Middle Tennessee 1 2015

PASSING/RECEIVING**Most Pass Attempts**

87-Central Michigan 45, WKU 42 2014

Most Pass Completions

59-WKU 31, Central Michigan 28 2014

Most Net Passing Yards

979-Central Michigan 493, WKU 486 2014 - *NCAA bowl record*

Most Net Passing Yards in a Half

553-WKU 350, Central Michigan 203 2014 (first half)

Most Touchdown Passes

12-Central Michigan 7, WKU 5 2014 - *NCAA bowl record*

Highest Completion Percentage

68.2-45 of 66; Middle Tennessee (26/39), Western Michigan (19/27) 2015

Highest Average Per Attempt

11.3-87 for 979; WKU (42-486), Central Michigan (45-493) 2014

Highest Average Per Completion

16.6-59 for 979; Central Michigan (28-493), WKU (31-486) 2014

Most Interceptions

2-Middle Tennessee 1, Western Michigan 1 2015

2-Eastern Michigan 1, Old Dominion 1 2016

TOTAL OFFENSE**Most Plays**

148-Central Michigan 74, WKU 74 2014

Most Total Yards

1254-WKU 647, Central Michigan 607 2014

Highest Average Per Play

8.5-148 for 1254; WKU (74-647), Central Michigan (74-607) 2014

FUMBLES**Most Fumbles**

4-WKU 3, Central Michigan 1 2014

Most Fumbles Lost

2-WKU 2, Central Michigan 0 2014

PENALTIES**Most Penalties**

17-WKU 9, Central Michigan 8 2014

Most Penalty Yards

182-WKU 105, Central Michigan 77 2014

PUNTING**Most Punts**

9-Middle Tennessee 5, Western Michigan 4 2015

Most Punting Yards

346-Middle Tennessee 224, Western Michigan 122 2015

Highest Punting Average

39.0-7 for 273; Eastern Michigan (3-115), Old Dominion (4-158) 2016

Most Punts Inside the 20

4-Eastern Michigan 2, Old Dominion 2 2016

PUNT RETURNS**Most Punt Returns**

3-Middle Tennessee 2, Western Michigan 1 2015

Most Punt Return Yards

9-Middle Tennessee 5, Western Michigan 4 2015

Highest Punt Return Average

3.0-3 for 9; Middle Tennessee (2-5), Western Michigan (1-4) 2015

Punt Returns for Touchdown

Has not occurred

KICK RETURNS**Most Kickoff Returns**

8-Eastern Michigan 5, Old Dominion 3 2016

Most Kickoff Return Yards

167-Western Michigan 111, Middle Tennessee 56 2015

167-Eastern Michigan 89, Old Dominion 78 2016

Highest Kickoff Return Average

23.9-7 for 167; Western Michigan (5-111), Middle Tennessee (2-56) 2015

Kickoff Returns for Touchdown

Has not occurred

INTERCEPTIONS**Most Interceptions**

2-Middle Tennessee 1, Western Michigan 1 2015

2-Eastern Michigan 1, Old Dominion 1 2016

Most Interception Return Yards

29-Western Michigan 29, Middle Tennessee 0 2015

Interceptions Returned for Touchdown

Has not occurred

FUMBLES (DEFENSE)**Most Fumbles Forced**

2-Central Michigan 1, WKU 1 2014

2-Middle Tennessee 1, Western Michigan 1 2015

Most Fumbles Recovered

2-Central Michigan 2, WKU 0 2014

Most Fumbles Returned

2-Central Michigan 2, WKU 0 2014

Most Fumble Return Yardage

27-Central Michigan 27, WKU 0 2014

Fumbles Returned for Touchdowns

Has not occurred

THIRD-DOWN CONVERSIONS**Most Third-Down Conversions**

18-Eastern Michigan 13, Old Dominion 5 2016

Most Third-Down Conversion Attempts

31-Eastern Michigan 20, Old Dominion 11 2016

FOURTH-DOWN CONVERSIONS**Most Fourth-Down Conversions**

2-Central Michigan 1, WKU 1 2014

Most Fourth-Down Conversion Attempts

3-Central Michigan 2, WKU 1 2014

3-Middle Tennessee 2, Western Michigan 1 2015

BAHAMAS BOWL RECORD BOOK

FIELD GOALS/EXTRA POINTS

Most Field Goals

3-Eastern Michigan 2, Old Dominion 1 2016

Most Field Goal Attempts

3-Western Michigan 2, Middle Tennessee 1 2015

3-Eastern Michigan 2, Old Dominion 1 2016

Most Extra-Point Kick Attempts

13-WKU 7, Central Michigan 6 2014

Most Extra Point Kicks Made

13-WKU 7, Central Michigan 6 2014

Most Two-Point Conversions

Has not occurred

Most Two-Point Conversion Attempts

1-Central Michigan 1, WKU 0 2014

DEFENSE

Most Total Tackles

158-Old Dominion 90, Eastern Michigan 68 2016

Most Solo Tackles

78-Middle Tennessee 40, Western Michigan 38 2015

Most Assisted Tackles

84-Old Dominion 46, Eastern Michigan 38 2016

Most Tackles for Loss

11-WKU 8, Central Michigan 3 2014

Most Tackle for Loss Yardage

29-Western Michigan 22, Middle Tennessee 7 2015

Most Quarterback Sacks

5-Western Michigan 3, Middle Tennessee 2 2015

Most Sack Yardage

24-Western Michigan 19, Middle Tennessee 5 2015

Most Pass Breakups

10-Western Michigan 6, Middle Tennessee 4 2015

DRIVES

PLAYS

Most Plays (All Drives)

16-Old Dominion (58 yards, 7:17; FG) 2016

Fewest Plays (Scoring Drives Only)

1-Central Michigan (80 yards, 0:01; TD) 2014

1-Central Michigan (21 yards, 0:10; TD) 2014

YARDS

Most Yards (All Drives)

85-Western Michigan (2 plays, 1:01; TD) 2015

TIME

Longest Drive Time (All Drives)

7:17-Old Dominion (16 plays, 58 yards, FG) 2016

Shortest Drive Time (Scoring Drives Only)

0:01-Central Michigan (1 plays, 80 yards, TD) 2014


BAHAMAS BOWL OFFENSIVE PLAYERS OF THE GAME



2014: WKU
QB **Brandon Doughty**



2015: Western Michigan
RB **Jamauri Bogan**



2016: Old Dominion
RB **Ray Lawry**

BAHAMAS BOWL DEFENSIVE PLAYERS OF THE GAME



2014: WKU
DE **Derik Overstreet**



2015: Western Michigan
LB **Grant DePalma**



2016: Old Dominion
LB **TJ Ricks**

BAHAMAS BOWL MISCELLANEOUS INFORMATION

BOWL FIRSTS

Coin toss: Central Michigan won the toss and elected to kickoff 2014
Player to touch football: Central Michigan K **Ron Coluzzi** (touchback) 2014
Offensive play: WKU QB **Brandon Doughty** (incomplete pass intended for **Willie McNeal**) 2014
Touchdown/Passing TD: WKU QB **Brandon Doughty** 14-yard pass to WR **Jared Dangerfield** (11:23-1st quarter) 2014
Rushing Touchdown: WKU RB **Leon Allen** 1-yard run (0:04-2nd quarter) 2014
Extra Point: WKU K **Garrett Schwettman** (11:23-1st quarter) 2014
Field Goal: Western Michigan K **Andrew Haldeman** (47 yards; 1:23-1st quarter) 2015
Turnover: WKU's **Cam Thomas** interception of Central Michigan QB **Cooper Rush** pass in the end zone and returned 16 yards (4:41-1st quarter) 2014

CONFERENCE MATCHUP HISTORY

2014: Mid-American Conference (visitor) vs. Conference USA (home)
2015: Conference USA (visitor) vs. Mid-American Conference (home)
2016: Mid-American Conference (visitor) vs. Conference USA (home)
2017: Conference USA (visitor) vs. Mid-American Conference (home)

NFL DRAFT HISTORY

2015 (1): Round 6, No. 199 overall: Central Michigan NT **Leterrius Walton** (Pittsburgh Steelers)
2016 (7): Round 3, No. 64 overall: Middle Tennessee S **Kevin Byard** (Tennessee Titans); Round 4, No. 110 overall: WKU TE **Tyler Higbee** (Los Angeles Rams); Round 4, No. 121 overall: Western Michigan T **Willie Beavers** (Minnesota Vikings); Round 6, No. 212 overall: Central Michigan S **Kavon Frazier** (Dallas Cowboys); Round 7, No. 223 overall: WKU QB **Brandon Doughty** (Miami Dolphins); Round 7, No. 230 overall: Western Michigan WR **Daniel Braverman** (Chicago Bears); Round 7, No. 249 overall: WKU CB **Prince Charles Iworah** (San Francisco 49ers)
2017 (6): Round 1, No. 5 overall: Western Michigan WR **Corey Davis** (Tennessee Titans); Round 2, No. 38 overall: WKU G **Forrest Lamp** (Los Angeles Chargers); Round 2, No. 64 overall: Western Michigan G **Taylor Moton** (Carolina Panthers); Round 3, No. 72 overall: WKU WR **Taywan Taylor** (Tennessee Titans); Round 7, No. 248 overall: Western Michigan LB **Keion Adams** (Pittsburgh Steelers); Round 7, No. 250 overall: Eastern Michigan DE **Pat O'Connor** (Detroit Lions)

NFL PLAYER HISTORY

(Debut season of players who played in at least one NFL game)
2015 (2): WKU TE **Mitchell Henry** (Denver); Central Michigan NT **Leterrius Walton** (Pittsburgh)
2016 (5): Western Michigan WR **Daniel Braverman** (Chicago); Middle Tennessee S **Kevin Byard** (Tennessee); Central Michigan S **Kavon Frazier** (Dallas); WKU TE **Tyler Higbee** (LA Rams); WKU CB **Prince Charles Iworah** (San Francisco)
2017 (4): Western Michigan WR **Corey Davis** (Tennessee); Western Michigan G **Taylor Moton** (Carolina); Central Michigan QB **Cooper Rush** (Dallas); WKU WR **Taywan Taylor** (Tennessee)

TV/RADIO COVERAGE HISTORY

2014 (ESPN/ESPN Radio)
TV (ESPN): Steve Levy, Lou Holtz and Mark May **Sideline:** Laura Rutledge
Radio (ESPN Radio): John Brickley and Pete Najarian
2015 (ESPN/Popeyes Bahamas Bowl Radio Network)
TV (ESPN): Steve Levy, Mack Brown and Mark May **Sideline:** Kaylee Hartung
Radio (PBB Radio Network): Brian Hanni and Rob Best
2016 (ESPN/Popeyes Bahamas Bowl Radio Network)
TV (ESPN): Steve Levy and Mack Brown **Sideline:** Kaylee Hartung
Radio (PBB Radio Network): Brian Hanni and Rob Best
2017 (ESPN/Bahamas Bowl Radio Network)
TV (ESPN): Steve Levy and Desmond Howard **Sideline:** Laura Rutledge
Radio (BB Radio Network): Kyle Wiggs and Rob Best

OFFICIATING CREWS

2014 (American Athletic Conference)
Referee: John McDavid; **Umpire:** Greg Benner; **Center Judge:** Larry Hayes; **Head Linesman:** Lyndell Shelton; **Line Judge:** Jeff Cooney; **Field Judge:** Dan Gallagher; **Side Judge:** Mark Windham; **Back Judge:** Jim Downey
2015 (Mountain West Conference)
Referee: Brandon Cruse; **Umpire:** Richard Podraza; **Center Judge:** Mike Contreras; **Head Linesman:** Doug Moore; **Line Judge:** Derek Anderson; **Field Judge:** Richard Almeroth; **Side Judge:** Tutashinda Salaam; **Back Judge:** Daniel Young; **Alternate:** David Alvarez
2016 (Sun Belt Conference)
Referee: Chuck Lewis; **Umpire:** Chad Walker; **Center Judge:** Joe Baden; **Head Linesman:** Scott Petersen; **Line Judge:** Dion Quinn; **Field Judge:** Dan Moore; **Side Judge:** Chip Shields; **Back Judge:** Matt Hollifield; **Alternate:** Ted Pitts

WINNING HEAD COACHES



2014: WKU
Jeff Brohm



2015: Western Michigan
P.J. Fleck



2016: Old Dominion
Bobby Wilder

2014 POPEYES BAHAMAS BOWL: WKU 49, CENTRAL MICHIGAN 48

WKU survived a furious Central Michigan fourth-quarter comeback, which included a 75-yard last-gasp relay play for a touchdown as time expired, but a broken-up 2-point conversion attempt following the improbable TD gave the Hilltoppers a 49-48 victory and the inaugural Popeyes Bahamas Bowl title.

The four-person relay by the Chippewas was an immediate hit on ESPN and social media. The final TD was named the play of the bowl season by ESPN's SportsCenter and was a finalist for a Best Play ESPY.

WKU (8-6) finally put an end to Central Michigan's 34-point fourth quarter with a defensive stop in the back corner of the end zone.

Trailing 49-42 with one second remaining, the Central Michigan offense lined up for one final prayer from its 25 that was answered.

Quarterback **Cooper Rush** heaved one last gasp pass 47 yards down the field where it was caught by Jesse Kroll at the Hilltoppers 28. Then chaos ensued. After laterals from Kroll, **Deon Butler** and **Courtney Williams**, **Titus Davis** raced 15 yards, dove and grazed the pylon - launching the crowd into pandemonium.

With the WKU lead trimmed to an unimaginably thin 49-48, the Chippewas (7-6) threw caution to the wind and tried for a 2-point conversion in hopes of winning the game. Rush threw for Kroll, but WKU defensive back **Wonderful Terry** broke up the fade-route pass to give WKU its first FBS bowl victory in school history under first-year head coach Jeff Brohm.

CMU head coach **Dan Enos** discussed the decision to go for two and the victory. "We didn't want to go to overtime because we had had trouble stopping them all day," explained Enos. "I looked at the players and said, 'What do you got?' and they said, 'Let's do it. Let's win this game.'"

Popeyes Bahamas Bowl Player of the Game honors went to WKU's **Brandon Doughty** (offense) and WKU defensive end **Derik Overstreet** (defense). Doughty threw for 486 yards, 350 in the first half with five touchdowns, all to different receivers. Overstreet recorded five tackles and 2.5 tackles for loss that included two second-half sacks.

Before the nightmarish fourth quarter, the Hilltoppers played as crisp and dominant a game as they had all season long.

WKU scored touchdowns on each of their six first-half possessions against the MAC's top defense, including twice in the final two minutes, as the Hilltoppers built a 42-14 halftime lead, an advantage that was extended to 49-14 after three quarters.

The fourth quarter was a different story, as Rush connected with Davis for touchdowns twice to cut WKU's lead to 49-28. Then defensive end **Joe Ostman** flipped a 52-yard completion to WKU's **Willie McNeal** inside out by forcing a fumble at the Central Michigan 13, which was recovered by Chippewas corner **Tony Annese**. Annese returned the fumble back to the CMU 36, and from there, Central Michigan marched down the field to score on a Rush TD pass to trail by 14.

WKU was forced to punt on their ensuing possession, and a four-play, 55-second drive capped by a 7-yard TD strike from Rush to **Anthony Garland** with 1:09 left gave Central Michigan hope.

WKU successfully recovered the CMU onside kick after the score and milked the clock before being forced to punt, which set up the final frenzied play for the Chippewas that left the stadium breathless and WKU in possession of the inaugural Popeyes Bahamas Bowl trophy.

Rush set FBS bowl records for touchdown passes with seven and most net passing yards with 255 in the fourth quarter alone. The combined 971 passing yards and 12 TD passes for Doughty and Rush also broke FBS two-team bowl records.

2014 GAME SUMMARY

	1	2	3	4	F (Record)
Central Michigan (MAC)	7	7	0	34	48 (7-6)
WKU (C-USA)	21	21	7	0	49 (8-5)

Attendance: 13,667; **Time:** 3:39; **Weather:** Mostly cloudy, 79 degrees

Head Coaches: Central Michigan-Dan Enos; WKU-Jeff Brohm

Offensive Player of the Game: WKU QB Brandon Doughty

Defensive Player of the Game: WKU DE Derik Overstreet

Scoring Summary

Qtr-Time	Team	Scoring Play - Scoring Drive (Plays-Yards-Time)	CMU-WKU Score
1-11:23	WKU	Dangerfield 14 pass from Doughty (Schwettman kick)	11-75-3:37 0-7
1-10:00	CMU	Davis 21 pass from Rush (Eavey kick)	3-75-1:23 7-7
1-8:07	WKU	German 12 pass from Doughty (Schwettman kick)	6-75-1:53 7-14
1-1:13	WKU	Grant 19 pass from Doughty (Schwettman kick)	9-84-3:28 7-21
2-10:03	WKU	Henry 16 pass from Doughty (Schwettman kick)	10-81-3:23 7-28
2-2:55	CMU	Williams 30 pass from Rush (Eavey kick)	12-79-6:59 14-28
2-0:41	WKU	McNeal 55 pass from Doughty (Schwettman kick)	3-69-1:14 14-35
2-0:04	WKU	Allen 1 rush (Schwettman kick)	6-62-0:42 14-42
3-8:55	WKU	Allen 21 rush (Schwettman kick)	1-21-0:10 14-49
4-11:37	CMU	Davis 12 pass from Rush (Eavey kick)	10-80-4:42 21-49
4-8:03	CMU	Davis 23 pass from Rush (Eavey kick)	5-50-2:04 28-49
4-3:06	CMU	Williams 10 pass from Rush (Eavey kick)	7-64-3:10 35-49
4-1:09	CMU	Garland 7 pass from Rush (Eavey kick)	4-55-0:51 42-49
4-0:00	CMU	Kroll 47 pass from Rush, Butler 11 lateral, Williams 2 lateral, Davis 15 lateral (pass failed)	1-80-0:01 48-49

TEAM STATISTICS

	CMU	WKU
FIRST DOWNS	28	30
RUSHING ATT-YARDS-TD	29-114-0	32-161-2
NET YARDS PASSING	493	486
Comp-Att-Int	28-45-1	31-42-0
Passing Touchdowns	7	5
TOTAL OFFENSE PLAYS-YARDS	74-607	74-647
Average Gain Per Play	8.2	8.7
Fumbles: Number-Lost	1-0	3-2
Penalties: Number-Yards	8-77	9-105
PUNTS-YARDS	4-77	3-84
Average Yards Per Punt	19.2	28.0
Punt returns: Number-Yards-TD	0-0-0	0-0-0
Kickoff returns: Number-Yards-TD	4-61-0	1-20-0
Interceptions: Number-Yards-TD	0-0-0	1-16-0
Fumble Returns: Number-Yards	2-27	0-0
Time of Possession	32:51	27:09
3rd Down Conversions	6-12	8-12
4th Down Conversions	1-2	1-1
Sacks by: Number-Yards	0-0	4-19

INDIVIDUAL STATISTICS

RUSHING (Attempts-Yards)

CMU - Martez Walker 9-68, Cooper Rush 8-26, Devon Spalding 8-12, Saylor Lavallii 4-8. WKU - Anthony Wales 14-95 1 TD, Leon Allen 13-52 1 TD, Taywan Taylor 1-11, Brandon Doughty 2-4, Kylan Towner 1-1.

PASSING (Completions-Attempts-Interceptions)

CMU - Rush 28-45-1, 493 yds., 7 TD.

WKU - Doughty 31-42-0, 486 yds., 5 TD.

RECEIVING (Receptions-Yards)

CMU - Titus Davis 6-137 4 TD, Jesse Kroll 4-109, Courtney Williams 3-70 2 TD, Deon Butler 4-69, Anthony Rice 3-32, Mike Kinville 2-26, Joe Bacci 1-21, Spalding 2-17, Anthony Garland 1-7 1 TD, Lavallii 2-5. WKU - Willie McNeal 5-155 1 TD, Jared Dangerfield 5-87 1 TD, Mitchell Henry 3-47 1 TD, Allen 5-45, Nicholas Norris 3-33, Antwane Grant 2-30 1 TD, Taylor 1-28, Joel German 4-27 1 TD, Tim Gorski 1-18, Wales 1-12, Tyler Higbee 1-4.

PUNTING (Punts-Average-Long)

CMU - Ron Coluzzi 4-19.3, 25 long. WKU - Joseph Occhiptini 3-28.0, 41 long.

2015 POPEYES BAHAMAS BOWL: WESTERN MICHIGAN 45, MIDDLE TENNESSEE 31

Jamauri Bogan rushed 19 times for a career-high 215 yards and four touchdowns to power Western Michigan to a 45-31 victory over Middle Tennessee in the 2015 Popeyes Bahamas Bowl.

It was one big play after another in the contest, as the two teams combined for 1,055 yards of total offense and seven scoring plays of 29 or more yards.

But it was a pair of 1-yard plunges just 1:12 apart in the fourth quarter by the redshirt freshman Bogan that made the difference.

After his 61-yard run set Western Michigan (8-5) up in the red zone, Bogan banged in from a yard out with 6:12 left in the game to give the Broncos a 38-31 advantage.

Three plays later, safety **Rontavious Atkins** intercepted MTSU quarterback **Brent Stockstill** and returned the ball 29 yards to the 4-yard line. It took two runs for Bogan to find the end zone, gaining three yards on first down before finding paydirt on second down with 5:00 left to play.

The Bronco defense held on downs on Middle Tennessee's ensuing possession and the WMU offense ran out the clock to seal the victory.

"This is what 'Row the Boat' is all about," WMU head coach **P.J. Fleck** said. "This is why it was invented. This is what it's for. There was all types of adversity in that football game that our kids could have given up, could have folded. Two years ago, we probably would have. Last year, we would have done it some of the time. This year, no way."

Bogan was named the Offensive Player of the Game of the game for his efforts, while WMU linebacker **Grant DePalma** was named the game's Defensive Player of the Game. DePalma led all tacklers with 12 stops (five solo) and a tackle for loss.

WMU quarterback **Zach Terrell** was 18-of-26 passing for 297 yards and a pair of touchdowns. **Corey Davis** caught eight balls for 183 yards and a TD.

Stockstill had a solid day for Middle Tennessee (7-6), completing 26-of-39 passes for 327 yards and three scores to lead the Blue Raider offense. His top target was **James Richie**, who caught eight passes for 126 yards and two scores and ran twice for 61 yards and a third touchdown.

The two teams combined for 475 yards of total offense and 34 points in the first quarter.

It took MTSU only 1:17 to get on the board when James scored the first of his three touchdowns on a 46-yard run to quickly make it 7-0.

Bogan answered just three plays later, running up the middle for 62 yards and a TD, and it was 7-7 with only 2:17 gone in the contest.

Stockstill hit James on a 44-yard scoring pass just 1:39 later to put Middle Tennessee back on top 14-7.

Andrew Haldeman drilled a 47-yard field goal with 3:23 left in the first quarter to pull Western Michigan within 14-10.

Cody Clark kicked a 23-yard field goal on the Blue Raiders' next possession to extend the lead to 17-10 with 1:04 left in the quarter.

The Broncos quickly tied the game at 17-all when Terrell hit Davis on an 80-yard pass and run with three seconds left in the opening quarter. Davis caught the ball on a 5-yard hitch pattern, broke a tackle and raced the remaining 75 yards down the sideline for the score.

WMU struck quickly in the second half on another 46-yard run by Bogan to go up 24-17 with 2:57 gone.

After a short punt set MTSU up at the Western Michigan 32-yard line, it took just two plays for the Blue Raiders to tie the game. Stockstill hit **Christian Collis** on a 17-yard pass with 28 seconds left in the third quarter to tie the game at 24-24.

Terrell hit Braverman on a 68-yard scoring pass to put WMU back on top 31-24 with 12:47 to play in the game.

Again, MTSU answered when Stockstill hit James on a 29-yard pass with 9:41 left in the game to tie it at 31-31.

Western Michigan finished the day with an impressive 613 yards of total offense, and the Broncos, second in FBS in time of possession, held the ball for nearly 35 minutes.

2015 GAME SUMMARY

	1	2	3	4	F (Record)
Middle Tennessee (C-USA)	17	0	7	7	31 (7-6)
Western Michigan (MAC)	17	0	7	21	45 (8-5)

Attendance: 13,321; **Time:** 3:38; **Weather:** Mostly cloudy, 81 degrees

Head Coaches: Middle Tennessee-Rick Stockstill; Western Michigan-P.J. Fleck

Offensive Player of the Game: Western Michigan RB Jamauri Bogan

Defensive Player of the Game: Western Michigan LB Grant DePalma

Scoring Summary

Qtr-Time	Team	Scoring Play - Scoring Drive (Plays-Yards-Time)	MT-WMU	Score
1-13:43	MT	James 46 rush (Clark kick) 5-75-1:17		7-0
1-12:43	WMU	Bogan 62 rush (Haldeman kick) 3-71-1:00		7-7
1-11:04	MT	James 44 pass from Stockstill (Clark kick) 5-75-1:39		14-7
1-3:23	WMU	Haldeman 47 FG 6-28-2:32		14-10
1-1:04	MT	Clark 23 FG 6-69-2:19		17-10
1-0:03	WMU	Davis 80 pass from Terrell (Haldeman kick) 2-85-1:01		17-17
3-12:03	WMU	Bogan 46 rush (Haldeman kick) 6-69-2:57		17-24
3-0:18	MT	Collis 17 pass from Stockstill (Clark kick) 2-32-0:28		24-24
4-12:47	WMU	Braverman 68 pass from Terrell (Haldeman kick) 5-75-2:31		24-31
4-9:41	MT	James 29 pass from Stockstill (Clark kick) 6-70-3:06		31-31
4-6:12	WMU	Bogan 1 rush (Haldeman kick) 6-82-3:29		31-38
4-5:00	WMU	Bogan 1 rush (Haldeman kick) 2-4-0:47		31-45

TEAM STATISTICS

	MT	WMU
FIRST DOWNS	18	18
RUSHING ATT-YARDS-TD	26-115-1	41-282-4
NET YARDS PASSING	327	331
Comp-Att-Int	26-39-1	19-27-1
Passing Touchdowns	3	2
TOTAL OFFENSE PLAYS-YARDS	65-442	68-613
Average Gain Per Play	6.8	9.0
Fumbles: Number-Lost	1-1	2-0
Penalties: Number-Yards	5-40	9-62
PUNTS-YARDS	5-224	4-122
Average Yards Per Punt	44.8	30.5
Punt returns: Number-Yards-TD	2-5-0	1-4-0
Kickoff returns: Number-Yards-TD	2-56-0	5-111-0
Interceptions: Number-Yards-TD	1-0-0	1-29-0
Fumble returns: Number-Yards	0-0	1-1
Time of Possession	25:12	34:48
3rd Down Conversions	5-14	3-12
4th Down Conversions	0-2	1-1
Sacks by: Number-Yards	2-5	3-19

INDIVIDUAL STATISTICS

RUSHING (Attempts-Yards)

MT - Richie James 2-61 1 TD, Shane Tucker 10-30, Brent Stockstill 9-22, Jordan Parker 5-2. WMU - Jamauri Bogan 19-215 4 TD, Jarvion Franklin 7-36, Levante Bellamy 5-24, Tom Flacco 2-10, Zach Terrell 3-4, Donnie Ernsberger 1-2, Team 4-(-9).

PASSING (Completions-Attempts-Interceptions)

MT - Stockstill 26-39-1, 327 yds., 3 TD.
WMU - Terrell 18-26-1, 297 yds., 2 TD; Flacco 1-1-0, 34 yds., 0 TD.

RECEIVING (Receptions-Yards)

MT - James 8-126 2 TD, Ed Batties 5-88, Parker 3-18, Demetrius Frazier 3-11, Shane Tucker 3-7, Christian Collis 2-49 1 TD, Terry Pettis 1-19, Grammer 1-9. WMU - Corey Davis 8-183 1 TD, Daniel Braverman 5-101, 1 TD, Jeremiah Mullinax 2-20, Kendrick Roberts 1-9, Franklin 1-7, Michael Henry 1-6, Bellamy 1-5.

PUNTING (Punts-Average-Long)

MT - Matt Bonadies 5-44.8, 52 long. WMU - J. Schroeder 4-30.5, 36 long.

2016 POPEYES BAHAMAS BOWL: OLD DOMINION 24, EASTERN MICHIGAN 20

Old Dominion, making the school's first bowl appearance since the football program restarted in 2009, held off Eastern Michigan 24-20 to win the 2016 Popeyes Bahamas Bowl.

"I just want to say how excited we are to win the game, but number two how grateful we are for how we were treated this week by everybody associated with the Popeyes Bahamas Bowl – all the wonderful people we met," ODU head coach Bobby Wilder said. "This was a life-changing experience. We made memories to last a lifetime, and to win the game makes it that much more special."

Led by Offensive Player of the Game running back Ray Lawry and his 133 rushing yards, the Monarchs (10-3) left the Bahamas with a six-game win streak and their first bowl trophy. Quarterback David Washington added 188 passing yards and three touchdowns for ODU.

"He's really good, obviously tough to tackle," EMU head coach Chris Creighton said of Lawry. "We've become a pretty good tackling team, and I think today, he had a lot to do with several missed tackles. Their running game obviously didn't trip today."

Eastern Michigan quarterback Brogan Roback did all he could to keep the Eagles (7-6) in the game, throwing for 300 yards and two second-half touchdowns, but it was not enough to help EMU to a title in their first bowl game in 29 years.

Eastern Michigan dominated the time of possession, holding the ball 32:30 to the Monarchs' 27:30, and converted on a season-high 13 third-downs, but it was the Old Dominion defense that made one final stand late in the fourth quarter.

ODU senior linebacker TJ Ricks was named Defensive Player of the Game after finishing with nine tackles, including one for a loss.

"The defense ... we just came to the sideline and talked to each other and just told each other to trust each other," Ricks said of the entire ODU defensive performance. "You're our 1/11th on the field. If one guy does his job, and everybody else does their job, we'll be good on defense."

Through the first 30 minutes, Old Dominion was the only team able to put points on the board, holding a 10-0 lead at the half. It was the eighth time this season the Monarchs led a game at the break.

ODU got on the board first when Brad Davis connected on a 34-yard field goal for a 3-0 lead with 7:43 remaining in the first quarter. The 16-play, 58-yard drive appeared to stall at midfield when the Monarchs faced a fourth-and-two situation. Wilder dialed up a fake punt, calling a direct snap to running back Jeremy Cox, who drove the ball three yards for the first down.

Old Dominion extended its lead to 10-0 behind a 47-yard touchdown pass from Washington to Zach Pascal. The six-play, 80-yard drive began with Anthony Wilson picking off Roback in the end zone for a touchback, and the drive took just 2:23.

Unlike the first half, both teams' offenses came out of the locker rooms on fire. Each team found the end zone in the first five minutes of action in the third quarter.

After receiving the kickoff to start the second half, Roback put the Eagles on the board, driving his team 76 yards in 2:50, capped off by a five-yard strike to wide receiver Sergio Bailey to cut the Old Dominion lead to 10-7.

It didn't take long for the Monarchs to respond, as Washington found Travis Fulgham downfield for a 31-yard touchdown with no defender in sight to push the ODU lead to 17-7 with 9:50 remaining in the third quarter.

Roback hit Johnnie Niupalau for a five-yard touchdown pass, capitalizing on another quick drive to pull to 17-14 with 7:25 left in the third quarter.

A 24-yard field goal by Eastern Michigan's Paul Fricano with 12 seconds remaining in the third tied the game at 17-17.

Opening the fourth quarter, Washington drove Old Dominion 72 yards in 2:09 to put the Monarchs back on top 24-17 after hitting Jonathan Duhart on a five-yard TD pass in the corner of the end zone – his third passing touchdown of the game.

Fricano connected on a 19-yard field goal with 9:08 to play to cut the Monarchs lead to 24-20.

The Eagles had a chance late, driving the ball to midfield, but couldn't keep their drive going, punting the ball back to Old Dominion. ODU ran out the final 5:21 to secure the victory.

"This is the most memorable season I've been a part of and it's got a lot more to do with stuff away from football than it does on the field," Wilder said. "This is a special group."

Linebacker Kyle Rachwal led the Eagles defense with eight tackles.

2016 GAME SUMMARY

	1	2	3	4	F (Record)
Eastern Michigan (MAC)	0	0	17	3	20 (7-6)
Old Dominion (C-USA)	3	7	7	7	24 (10-3)

Attendance: 13,422; **Time:** 3:25; **Weather:** Partly cloudy, 80 degrees

Head Coaches: Eastern Michigan-Chris Creighton; Old Dominion-Bobby Wilder

Offensive Player of the Game: Old Dominion RB Ray Lawry

Defensive Player of the Game: Old Dominion LB TJ Ricks

Scoring Summary

Qtr-Time	Team	Scoring Play - Scoring Drive (Plays-Yards-Time)	EMU-ODU Score
1-7:43	ODU	Davis 34 FG 16-58-7:17	0-3
2-7:59	ODU	Pascal 47 pass from Washington (Davis kick) 6-80-2:23	0-10
3-12:04	EMU	Bailey 5 pass from Roback (Fricano kick) 9-76-2:50	7-10
3-9:50	ODU	Fulgham 31 pass from Washington (Davis kick) 5-72-2:08	7-17
3-7:25	EMU	Niupalau 5 pass from Roback (Fricano kick) 7-71-2:20	14-17
3-0:12	EMU	Fricano 24 FG 14-66-5:11	17-17
4-12:56	ODU	Duhart 5 pass from Washington (Davis kick) 7-22-2:09	17-24
4-9:08	EMU	Fricano 19 FG 10-77-3:39	20-24

TEAM STATISTICS

	EMU	ODU
FIRST DOWNS	28	20
RUSHING ATT-YARDS-TD	38-170-0	39-206-0
NET YARDS PASSING	300	188
Comp-Att-Int	26-47-1	11-20-1
Passing Touchdowns	2	3
TOTAL OFFENSE PLAYS-YARDS	85-470	59-394
Average Gain Per Play	5.5	6.7
Fumbles: Number-Lost	1-0	0-0
Penalties: Number-Yards	3-15	5-65
PUNTS-YARDS	3-115	4-158
Average Yards Per Punt	38.3	39.5
Punt returns: Number-Yards-TD	1-0-0	0-0-0
Kickoff returns: Number-Yards-TD	5-89-0	3-78-0
Interceptions: Number-Yards-TD	1-27-0	1-0-0
Fumble returns: Number-Yards	0-0	0-0
Time of Possession	32:30	27:30
3rd Down Conversions	5-14	3-12
4th Down Conversions	0-1	1-1
Sacks by: Number-Yards	1-5	0-0

INDIVIDUAL STATISTICS

RUSHING (Attempts-Yards)

EMU - Blake Banham 13-63, Breck Turner 8-48, Ian Eriksen 9-30, Brogan Roback 6-28, Eddie Daugherty 1-5. Isaac Holder 1-(-4). ODU - Ray Lawry 23-133, Jeremy Cox 10-47, Zach Pascal 3-25, David Washington 2-2, Team 1-(-1).

PASSING (Completions-Attempts-Interceptions)

EMU - Roback 26-46-1, 300 yds., 2 TD; Team 0-1-0, 0 yds. ODU - Washington 11-20-1, 188 yds., 3 TD.

RECEIVING (Receptions-Yards)

EMU - Dieuly Aristilde 7-80, Daugherty 6-72, Sergio Bailey 5-69 1 TD, Johnnie Niupalau 4-31, 1 TD, Banham 2-18, Sam Browning 1-24, Turner 1-6. ODU - Jonathan Duhart 3-45, 1 TD, Pascal 2-53, 1 TD, Melvin Vaughn 2-46, Lawry 2-14, Travis Fulgham 1-31, 1 TD, Isaiah Harper 1-(-1).

PUNTING (Punts-Average-Long)

EMU - Austin Barnes 3-38.3, 48 long. ODU - Bailey Cate 4-39.5, 43 long.

Thomas A. Robinson National Stadium

The Bahamas Bowl is played in Nassau's state-of-the-art Thomas A. Robinson National Stadium, located in the Queen Elizabeth Sports Centre.

The 15,000-seat stadium, a gift to The Bahamas from the People's Republic of China, was dedicated February 25, 2012 by former Prime Minister Hubert Ingraham in ceremonies witnessed by thousands of Bahamians. The original Thomas Robinson Stadium was built in 1981, and work on the new National Stadium at an adjacent site began in July 2009 at a cost of \$30 million.

The 190,452-square-foot facility features covered chairback seating on two sides, seating for disabled spectators, broadcast/coaches/game operations booths, a natural grass field for American football and soccer and an IAAF-certified track surface. Renovations to the stadium, including a new track and media tribune, were completed in May 2014. A brand-new Celebration Bermudagrass field

was installed in November 2016.

Robinson National Stadium is named after Thomas Augustus Robinson, MBE. Robinson was the sole competitor for The Bahamas on the world stage for many years. He competed in four Olympic Games, starting in 1956 in Melbourne, followed by Rome in 1960, Tokyo in 1964 and Mexico City in 1968. He became the first Bahamian to win a medal in international competition, a Bronze Medal in the 100-meter dash in the 1957 West Indian Federation Games in Kingston, Jamaica. He was also a part of the 400-meter relay team which also won a bronze medal.

At the 1958 British Empire Games in Cardiff, Wales, Robinson won a gold medal in the 220-yard dash and a silver in the 100-yard dash. He came back in the 1962 British Empire and Commonwealth Games to win a silver medal in the 100, a feat he repeated in the 1966 British Empire and Commonwealth Games. He also won a gold



medal at the 1962 Central American and Caribbean Games.

Robinson won nine Big Ten Conference titles as a sprinter at the University of Michigan from 1959-61. He was inducted into Michigan's Hall of Honor in 1985 and the inaugural class of Michigan's Men's Track and Field Hall of Fame in 2006.

Discussions on the new stadium had begun some nine years before, with Robinson himself chairing the initial and final committee on the stadium. Robinson died November 25, 2012, just two days after the celebration of his partici-



pation in the Melbourne Olympics and before he could see the facility that bears his name in use.

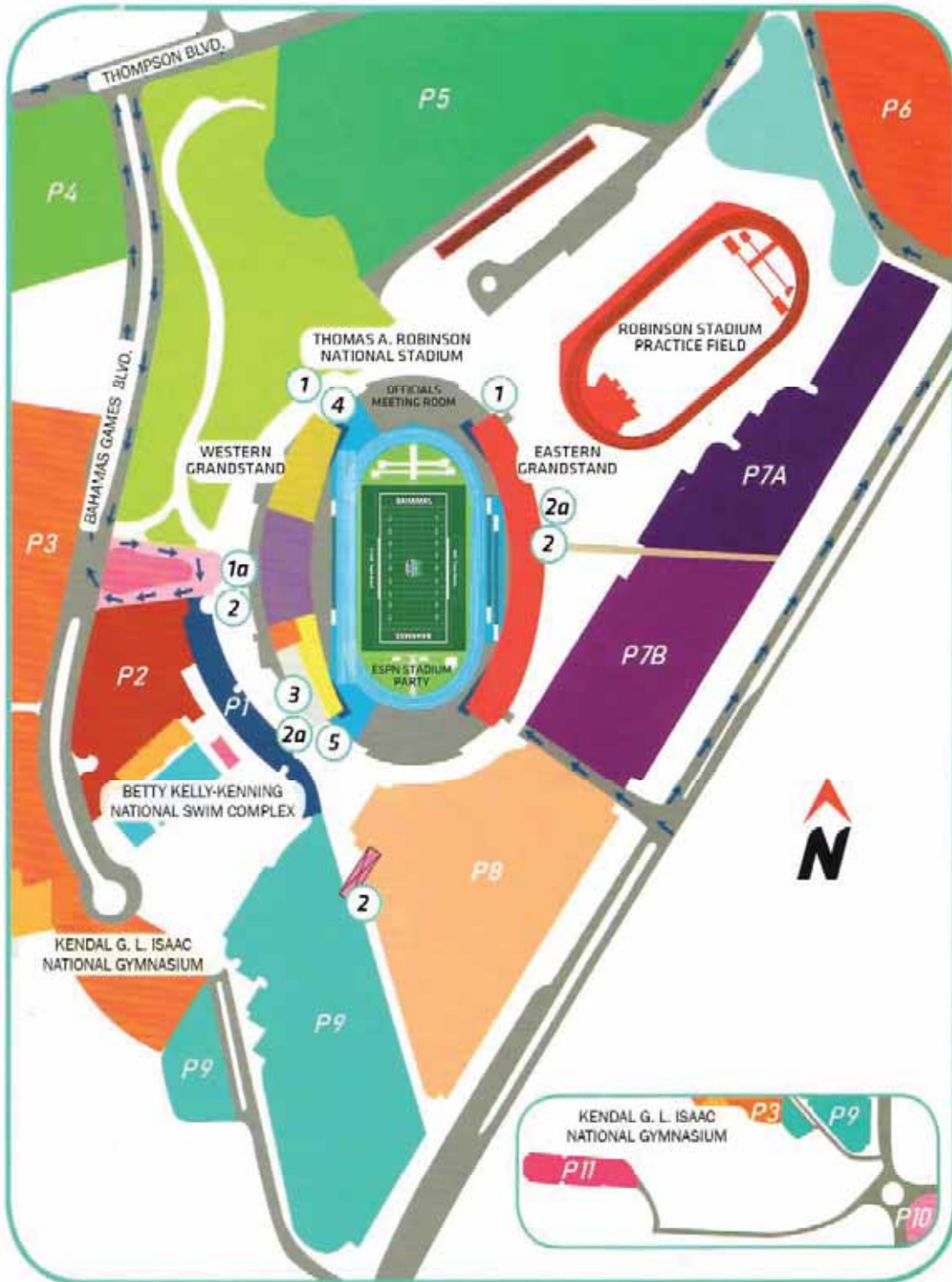
The facility has been the site for track (2013 Carifta Games and the 2014, '15 and '17 IAAF World Relays) and soccer (2018 FIFA World Cup qualifier - Bahamas vs. Bermuda, March 25, 2015).

The National Sports Authority, under chairman Vaughn Roberts, manages the 450-acre Queen Elizabeth Sports Centre,

which includes Thomas A. Robinson National Stadium. The stadium operations are overseen by general manager Jeffrey Beckles.



THOMAS A. ROBINSON NATIONAL STADIUM CAMPUS



ENTRANCES

1 - Teams	3 - Media
1a - VIPs	3 - ESPN Crew
1a - Spirit Groups	4 - Officials
2 - Spectators/Vendors	4 - Pre/Half Performers
2a - Institution Will-Call	5 - ESPN Stadium Party

PARKING

P1 - ABACO	P5 - EXUMA	P9 - RAGGED ISLAND
P2 - ACKLINS	P6 - GRAND BAHAMA	P10 - RUM CAY
P3 - CAT ISLAND	P7A&B - INAGUA	P11 - SAN SALVADOR
P4 - ELEUTHERA	P8 - MAYAGUANA	



Giving Back to the Bahamas

Part of the Bahamas Bowl mission statement is “promoting The Bahamas and highlighting the educational and athletic opportunities for the youth of The Islands through college football.”

That mission was realized as the bowl hosted two events December 20 in Nassau to give back to the children of the Bahamas, thanks to the student-athletes, coaches and spirit groups of UAB and Ohio.

A group of student-athletes and spirit groups from both schools visited The Ranfurly Homes for Children. After over 50 years, the Ranfurly Homes for Children is still a place of hope for young Bahamians. The home is a haven, a learning ground, a place where warm memories take shape for boys and girls whose life circumstances may have otherwise taken them on a very different path.

The current Ranfurly administration, led by president Alexandra Maillis-Lynch and administrator Alexander Roberts, has partnered with local and international organizations to further enhance the lives of Ranfurly residents.

Since the beginning of the Bahamas Bowl in 2014, the bowl has had a close relationship with Ranfurly and its residents, assisting the

children and the home with various needs. Outside groups, seeing Ranfurly promoted on the ESPN broadcasts, have also raised money for the children living there as well as helping with infrastructure needs at the home, including a new laundry facility and sports equipment.

Ranfurly has 501(c)(3) status, so donations from US citizens and companies are tax-deductible. *For more information, visit RanfurlyHome.org.*

Also on December 20, a group of student-athletes from both schools traveled to the old Thomas Robinson Stadium adjacent to the location of today’s game to conduct a Youth Football Clinic in conjunction with USA Football and the Bahamas Bowl.

With the help of the student-athletes of the two institutions and representatives of the Commonwealth American Football League (CAFL), USA Football conducted its Heads Up FootballSM FUNDamentals clinic, which introduces children to football by teaching basic skills in a FUN and energetic environment. Certified clinicians use a series of drills to show passing, catching and running skills in a non-contact setting.

Each child attending the clinic received a bowl t-shirt, a ticket voucher to the Bahamas Bowl, and, most importantly, the smiles, encouragement and fellowship provided by those student-athletes, coaches and spirit groups participating in today’s game.

For more information on USA Football and its programs, visit usafootball.com.



Game Entertainment

PREGAME

Bahamas Bowl Tailgate Extravaganza

Before the game, fans can take part in the Bahamas Tailgate Extravaganza in the Eastern Parking Lot next to the Thomas A. Robinson National Stadium.

Bahamas All-Stars

A youth development organization that uses performing arts as a vehicle to train, mentor and empower young people, the Bahamas All-Stars will perform a medley of songs along with the “Star-Spangled Banner” and the National Anthem of The Bahamas (“March On, Bahamaland”) prior to the Bahamas Bowl.



DURING THE GAME

Band members from both the UAB Marching Blazers and the Ohio University Marching 110 will perform during the game to entertain the crowd at today’s Bahamas Bowl.

HALFTIME

Royal Bahamas Police Force Band

Adorned in colorful uniforms, the world-famous Royal Bahamas Police Force Band will perform their precision routine at halftime of the Bahamas Bowl.



Between Quarters

Junkanoo Rush Out – Valley Boys

The Bahamas national festival of Junkanoo is a kaleidoscope of colors and sound. One of the biggest Junkanoo groups in New Providence, the Valley Boys, will combine to show off their moves during a rush out between quarters of today’s game that is a preview of Junkanoo. It is a performance you can’t miss!

POSTGAME

Immediately following the Bahamas Bowl, the bowl will present the Prime Minister’s Trophy to the championship team as well as awards to the Offensive and Defensive Players of the Game.



COMMUNICATIONS

CHRIS PIKA, DIRECTOR OF COMMUNICATIONS
C: 678-908-4853
E: CHRIS.PIKA@BAHAMASBOWL.COM



BahamasBowl.com • @TheBahamasBowl

FOR IMMEDIATE RELEASE: DECEMBER 6, 2017

CONTACT: CHRIS PIKA, BAHAMAS BOWL DIRECTOR OF COMMUNICATIONS

EMAIL: CHRIS.PIKA@BAHAMASBOWL.COM; **CELL:** (678)-908-4853

ESPN'S STEVE LEVY, DESMOND HOWARD & LAURA RUTLEDGE TO CALL 2017 BAHAMAS BOWL

NASSAU, Bahamas – Veteran ESPN *SportsCenter* anchor and college football commentator **Steve Levy**, 1991 Heisman Trophy winner and Super Bowl XXXI MVP **Desmond Howard** and sideline reporter **Laura Rutledge** will call the 2017 Bahamas Bowl between UAB (8-4) and Ohio (8-4) for ESPN on Friday, Dec. 22 in Thomas A. Robinson National Stadium at 12:30 p.m. ET.

Levy will call the play-by-play for his fourth Bahamas Bowl, Howard (analyst) is working his first Bahamas Bowl and Rutledge (sideline) is working her second Bahamas Bowl (2014).

Steve Levy has been an anchor on *SportsCenter* since joining ESPN in August 1993, currently on the 11 p.m. ET edition. In addition to his *SportsCenter* duties, in 2016, Levy returned to the college football play-by-play booth to work a weekly ABC/ESPN afternoon game.

Also in 2016, Levy teamed with ESPN NHL analyst **Barry Melrose** to call ESPN's telecasts of the World Cup of Hockey and in 2017, he and Melrose covered the Stanley Cup Final for SportsCenter for the 23rd consecutive year.

Along the way, he has also handled play-by-play on the NHL (1995-2005) on ESPN, ESPN2 and ABC Sports, college football on ESPN2 (1999-2002) and the NCAA Division I men's hockey semifinals and finals – "The Frozen Four" – in 1998 and '99. The versatile Levy has also served as the studio host for ESPN's NHL telecasts and co-hosted The NFL on ESPN Radio – previewing, reviewing and updating National Football League games all day on Sundays throughout the season.

Desmond Howard joined ESPN in 2005 as a college football analyst. The 1991 Heisman Trophy winner and Super Bowl XXXI MVP joined the network a few years after his remarkable 11 seasons in the NFL. He has been an analyst on the seven-time Emmy-Award winning *College GameDay*, the network's signature Saturday morning show originating from the site of one of the day's best games, since 2005 and also calls ESPN's mid-week games.

At Michigan from 1988-1991, Howard was the first receiver in Big Ten history to lead the conference in scoring as he set or tied five NCAA records and 12 single-season Michigan records. In 1991, the All-American won the Heisman by the second largest margin of victory in the trophy's history (85 percent of the vote). He was also awarded the Walter Camp Trophy and the Maxwell Award that year, finishing with 950 receiving yards and 19 touchdown passes. By the end of his college career, Howard had scored 37 touchdowns.

The Washington Redskins selected Howard fourth overall in the 1992 NFL Draft. Howard spent three years with Washington, then moved on to the Jacksonville Jaguars – with whom he scored the first game-winning touchdown in team history – the Green Bay Packers, Oakland Raiders and Detroit Lions. He was selected to the Pro Bowl in 2000 while playing with the Lions.

Howard had 92 receptions as a wide receiver in his first four years. His 870 punt return yards in a single season remain a NFL record. With a memorable postseason kickoff return of 99-yards in the 1997 Super Bowl, he became the first and

only player on special teams to be named Super Bowl MVP. Also in 1996, Howard led the NFL in punt returns, punt return average and punt returns for touchdowns.

In 2011, Howard was selected to the College Football Hall of Fame.

Laura Rutledge joined ESPN's coverage of the Southeastern Conference in 2014 as a reporter on SEC Network. She covers a wide range of college sports including football, basketball, softball and baseball. She is the host of SEC Network's traveling pregame *SEC Nation*, and serves as studio host for *SEC Now*. In 2016, she joined the team of play by play commentator **Dave Flemming** and analyst **Jesse Palmer** to call the Thursday night college football games on ESPN, and continues to serve as the reporter for Thursday night games alongside Flemming.

For more information on the 2017 Bahamas Bowl, visit BahamasBowl.com. The game is one of 14 postseason bowl games owned and operated by ESPN Events, a division of ESPN.

About The Bahamas Bowl

The Bahamas Bowl will provide student-athletes, conference partners, alumni, fans and sponsors a first-class international bowl experience while promoting The Bahamas and highlighting the educational and athletic opportunities for the youth of The Islands through college football. The fourth-annual Bahamas Bowl will take place in Nassau, Bahamas on Friday, Dec. 22, 2017 at Thomas A. Robinson National Stadium between teams from Conference USA and the Mid-American Conference. The game will be televised nationally in the United States on ESPN.

ESPN Events

[ESPN Events](#), a division of ESPN, owns and operates a large portfolio of 31 collegiate sporting events worldwide. The roster includes three Labor Day weekend college football games; FCS opening-weekend game; 14 college bowl games, 11 college basketball events and two college award shows, which accounts for approximately 300-plus hours of programming, reaches almost 64 million viewers and attracts over 700,000 attendees each year. With satellite offices in Albuquerque, Birmingham, Boca Raton, Boise, Dallas-Fort Worth, Honolulu, Las Vegas, Montgomery and St. Petersburg, ESPN Events builds relationships with conferences, schools and local communities, as well as providing unique experiences for teams and fans.

ESPN Events also manages the Big 12 Corporate Partner Program.

Collegiate Football

[Academy Sports + Outdoors Texas Bowl](#) (Houston); [AdvoCare Texas Kickoff](#) (Houston); [Bad Boy Mowers Gasparilla Bowl](#) (Florida); [Bahamas Bowl](#) (Nassau); [Birmingham Bowl](#) (Alabama); [Cheribundi Tart Cherry Boca Raton Bowl](#) (Florida); [Camping World Kickoff](#) (Orlando, Fla.); [Celebration Bowl](#) (Atlanta); [Famous Idaho Potato Bowl](#) (Boise); [DXL Frisco Bowl](#) (Frisco, Texas); [Gildan New Mexico Bowl](#) (Albuquerque); Guardian Credit Union FCS Kickoff (Montgomery, Ala.); [Hawai'i Bowl](#) (Honolulu); [Las Vegas Bowl](#) (Nevada); [Lockheed Martin Armed Forces Bowl](#) (Dallas-Fort Worth); [MEAC/SWAC Challenge](#) (Baton Rouge, La.); [Raycom Media Camellia Bowl](#) (Montgomery, Ala.); [The Home Depot College Football Awards Presented by Gildan](#) (Atlanta) and [Zaxby's Heart of Dallas Bowl](#) (Dallas-Fort Worth)

Collegiate Basketball

[AdvoCare Invitational](#) (Walt Disney World Resort near Orlando, Fla.); [Armed Forces Classic](#) (Ramstein Air Base, Germany); [College Basketball Awards Presented by Wendy's](#) (Los Angeles); [Gildan Charleston Classic](#) (South Carolina); [Hawaiian Airlines Diamond Head Classic](#) (Honolulu); [Jimmy V Men's Classic presented by Corona](#) (New York City); [Jimmy V Women's Classic presented by Corona](#) (Hartford, Conn.); [NIT Season Tip-Off](#) (Brooklyn, N.Y.); [PK80](#) presented by State Farm (Portland, Ore.); [Puerto Rico Tip-Off](#); [State Farm Champions Classic](#) (Chicago) and [Wooden Legacy](#) (Fullerton, Calif.)

For more information, visit the official [website](#), [Facebook](#), [Twitter](#) or [YouTube](#) pages.

BAHAMAS BOWL

2017 Bahamas Bowl PREVIEW

BY CHRIS PIKA



VS.



After three exciting games in Nassau, today's fourth edition of the Bahamas Bowl between UAB and Ohio promises to be an entertaining one that could post plenty of points on the Thomas A. Robinson National Stadium scoreboard.

UAB returned to the field in 2017 after a two-year hiatus, and the Blazers became one of the most inspiring stories in college football by winning eight games and qualifying for the second bowl game in the school's history. Ohio is one of the most consistent teams in the Mid-American Conference, and the Bobcats also won eight games to reach a bowl game for the third straight season and 11th time overall.

Both teams are anxious to prove themselves after enjoying the sun, warm weather and hospitality that the Bahamas and the Atlantis resort is known for during bowl week. This is the first meeting between the schools, and there is no better setting for that initial meeting than the Bahamas Bowl.

UAB and Ohio come into the bowl with a combined 16 victories, which ties for the most in the four years of the Bahamas Bowl. UAB went 8-4, 6-2 in Conference USA. The Blazers, under Conference USA Coach of the Year Bill Clark (14-10 record in two seasons at UAB; 25-14 in three seasons overall as a college head coach), won a school FBS-record eight games and finished second in the C-USA West Division after winning six of their final eight games – three against teams in C-USA that are playing in bowl games this year.

Ohio was 8-4, 5-3 in the MAC, and the Bobcats, under head coach Frank Solich (96-71 record in 13 seasons at Ohio; 154-90 in 19 seasons overall as a college head coach), finished second in the MAC East Division after posting win streaks of four and three games. Ohio had a convincing victory over 2017 MAC champion Toledo, and the Bobcats also beat Kansas from the Big 12.

UAB won all six home games, and the six C-USA victories were also the most in the Blazers' history. The Blazers average 29.6 points per game, and UAB has scored 30 or more points six times. UAB averaged 190.2 rushing yards per game, led by true freshman running back Spencer Brown, who broke the school record for freshman rushing yards with 1,292 on the way to C-USA Freshman of the Year honors. Redshirt junior quarterback A.J. Erdely tied a school record with 13 rushing touchdowns,

which is also the most by a Blazer QB, and he has accounted for 29 touchdowns (13 rushing, 16 passing).

UAB has been strong on defense, especially in stopping runners behind the line of scrimmage. The Blazers have 81 tackles for loss and have posted four or more in each game this season. UAB has 14 interceptions, including 10 in the last seven games, and have posted five multi-interception games. Redshirt senior cornerback Darius Williams, a first-team All-Conference USA performer, has five interceptions and is second in FBS in passes defended with 20 (1.7 per game). Redshirt senior linebacker Tevin Crews led the team with 95 tackles, and redshirt junior defensive lineman Stacy Keely led the Blazers with four sacks.

The Bobcats average 38.9 points per game and set a school record with 467 points scored, and Ohio has scored 40 or more points in six games. Ohio has averaged 244.2 rushing yards per game behind redshirt junior running back A.J. Ouellette (980 yards) and sophomore quarterback Nathan Rourke (882 yards). Rourke, a second-team All-MAC performer, has five 100-yard rushing games, and Ouellette has four 100-yard efforts. Rourke holds the school record for rushing touchdowns in a season with 21 (second in FBS), and his 37 total touchdowns responsible for is one away from tying the Ohio season record. He also has thrown for 2,018 passing yards and 15 TDs.

On defense, the Bobcats have held opponents to 25.8 points per game. Ohio has been strong against the run as the Bobcats' opponents have averaged only 111.4 yards per game. Redshirt senior linebacker Quentin Poling, a first-team All-MAC selection, leads the team with 102 tackles, including 47 solo stops, 12.5 tackles for loss and three forced fumbles. He also leads the team with 5.5 sacks, part of the Bobcats' 28 overall. Redshirt senior linebacker Chad Moore, who was selected second-team All-MAC, paces the Bobcats with three interceptions. Redshirt senior cornerback Bradd Ellis has 18 pass breakups, which ties the school record and ranks in the top three in FBS in the category.

There will be plenty of talented players to watch when UAB and Ohio take the field, and the team that holds up the Prime Minister's Trophy later this afternoon as the champion will add to a unique Bahamas Bowl history in Nassau.



UAB BLAZERS



OHIO BOBCATS

2017 UAB (8-4, 6-2 C-USA)

SEPTEMBER

2	ALABAMA A&M	W, 38-7
9	at Ball State	L, 31-51
16	COASTAL CAROLINA	W, 30-23
23	at North Texas*	L, 43-46

OCTOBER

7	LOUISIANA TECH*	W, 23-22
14	MIDDLE TENNESSEE*	W, 25-23
21	at Charlotte*	L, 24-25 (ot)
28	at Southern Miss*	W, 30-12

NOVEMBER

4	RICE*	W, 52-21
11	at UTSA*	W, 24-19
18	at Florida	L, 7-36
25	UTEP*	W, 28-7

DECEMBER

22 vs. Ohio (Bahamas Bowl)

* - C-USA games; home games in CAPS

2017 OHIO (8-4, 5-3 MAC)

SEPTEMBER

2	HAMPTON	W, 59-0
8	at Purdue	L, 21-44
16	KANSAS	W, 42-20
23	at Eastern Michigan*	W, 27-20 (2ot)
30	at UMass	W, 58-50

OCTOBER

7	CENTRAL MICHIGAN*	L, 23-26
14	at Bowling Green*	W, 48-30
21	KENT STATE*	W, 48-3
31	MIAMI*	W, 45-28

NOVEMBER

8	TOLEDO*	W, 38-10
14	at Akron*	L, 34-37
24	at Buffalo*	L, 24-31

DECEMBER

22 vs. UAB (Bahamas Bowl)

* - MAC games; home games in CAPS

UAB (8-4, 6-2 C-USA) vs. OHIO (8-4, 5-3 MAC)

Friday, Dec. 22, 2017 • 12:30 p.m. (ET) • ESPN • Nassau, Bahamas • Thomas A. Robinson National Stadium

Site Thomas A. Robinson National Stadium
 Capacity 15,000
 Surface Celebration Bermudagrass
 TV ESPN
 Radio BB Radio Network | SiriusXM 84
 Twitter @TheBahamasBowl
 Hashtag #BahamasBowl
 Series Record First Meeting
 Bahamas Bowl Series C-USA 2, MAC 1



Nickname Blazers
 2017 Record 8-4 (6-2 C-USA)
 Head Coach Bill Clark
 Record at UAB (Yrs.) 14-10 (2nd)



Nickname Bobcats
 2017 Record 8-4 (5-3 MAC)
 Head Coach Frank Solich
 Record at Ohio (Yrs.) 96-71 (13th)

THE SERIES

» The 2017 Bahamas Bowl will be the first meeting between the UAB Blazers and the Ohio Bobcats.

THE COACHES

» **BILL CLARK** is in his second season as UAB head coach and his third as collegiate head coach, and he has a 25-14 career record, 14-10 with the Blazers. The 2017 Bahamas Bowl is the first bowl appearance for the Blazers since the 2004 Sheraton Hawai'i Bowl and UAB's second bowl appearance overall. Clark was the head coach at Jacksonville State (2013; 11-4) before taking the UAB job. He was defensive coordinator for five seasons at South Alabama (2008-12) after nine years as head coach at Prattville (Ala.) HS. Clark was an assistant at four Alabama high schools after graduating from Jacksonville State in 1990.

» **FRANK SOLICH** is in his 13th season as Ohio head coach and his 19th as collegiate head coach, and he has a 154-90 career record, 96-71 with the Bobcats. The 2017 Bahamas Bowl is the Bobcats' third-straight bowl appearance and Ohio's 11th bowl appearance overall. Solich was the head coach for six seasons at Nebraska (1998-2003) and posted a 58-19 record before coming to Ohio in 2005. He also was a college assistant at Nebraska from 1979-97 before he was named Tom Osborne's successor as Cornhuskers head coach. He was a three-year letterman as a fullback at Nebraska (1962-65).

TEAM STATISTICAL COMPARISON

UAB (8-4, 6-2 C-USA)

TEAM STATISTICS	UAB	OPP
Points/Game	29.6	24.3
First Downs	231	230
Rushing/Game	190.2	169.8
Passing/Game	174.4	188.0
Total Offense/Game	364.6	357.8
Fumbles-Lost	15-10	10-5
Pen./Yds per Game	68/53.4	83/61.4
Time of Possession	28:31	31:29

INDIVIDUAL LEADERS

RUSHING	Att	Net	Avg	TD	YPG
Brown	237	1292	5.5	10	107.7
Erdely	117	295	2.5	13	24.6

PASSING	C-A-I	Yds	TD	YPG
Erdely	181-293-4	2077	16	173.1

RECEIVING	Rec	Yds	Avg	TD	YPG
Wilson	48	619	12.9	6	51.6
Lisa	29	384	13.2	1	32.0

DEFENSE	U-A-TT	TFL	Int.	PBU
Crews	56-39-95	12.0	1	3
Thomas	62-29-91	3.0	2	1

Ohio (8-4, 5-3 MAC)

TEAM STATISTICS	OHIO	OPP
Points/Game	38.9	25.8
First Downs	265	216
Rushing/Game	244.2	111.4
Passing/Game	186.8	261.8
Total Offense/Game	430.9	373.2
Fumbles-Lost	15-12	15-8
Pen./Yds per Game	61/43.3	92/70.2
Time of Possession	30:58	29:02

INDIVIDUAL LEADERS

RUSHING	Att	Net	Avg	TD	YPG
Ouellette	184	980	5.3	7	81.7
Rourke	134	882	6.6	21	73.5

PASSING	C-A-I	Yds	TD	YPG
Rourke	149-274-7	2018	15	168.2

RECEIVING	Rec	Yds	Avg	TD	YPG
Cope	35	494	14.1	4	49.4
White	32	525	16.4	2	65.5

DEFENSE	U-A-TT	TFL	Int.	PBU
Poling	47-55-102	12.5	0	4
Hagan	39-37-76	0.5	1	5

2017 NCAA TEAM RANKS (as of Dec. 9)

Category	UAB	OHIO
Total Offense	98	39
Rushing Offense	37	17
Passing Offense	105	95
Passing Efficiency	53	65
Scoring Offense	t-55	14
Total Defense	36	49
Rushing Defense	71	10
Passing Yards Allowed	22	108
Passing Efficiency Def.	11	67
Scoring Defense	46	57
Turnover Margin	t-39	t-90
3rd Down Conversion %	6	t-52
4th Down Conversion %	t-105	6
3rd Down Conversion % Def.	46	10
4th Down Conversion % Def.	t-62	t-29
Red Zone Offense	t-17	15
Red Zone Defense	29	t-116
Net Punting	126	66
Punt Returns	37	80
Kickoff Returns	77	45
First Downs Offense	t-92	t-40
First Downs Defense	t-51	30
Fewest Penalties Per Game	51	32
Fewest Penalty Yards per Game	68	34
Time of Possession	98	40



BAHAMASBOWL.COM

ESPNEVENTS.COM





UAB BLAZERS DEPTH CHART

OFFENSE

WR	1	JONATHAN HADEN	5-6	180	r-Jr.
- or -	13	COLLIN LISA	5-10	166	r-Jr.
- or -	10	SEDERIAN COPELAND	6-0	163	r-Jr.
WR	8	RONNIE TURNER JR.	6-4	190	r-Jr.
- or -	7	XAVIER UBOSI	6-3	218	r-Jr.
WR	3	ANDRE WILSON	5-9	179	r-Jr.
- or -	18	KAILON CARTER	6-3	205	r-Sr.
	84	Justin Walker	6-5	190	r-Jr.
LT	51	JAMES DAVIS	6-2	300	r-Jr.
	50	David Galten	6-3	300	r-So.
LG	71	RISHARD COOK	6-3	340	Jr.
	59	Chris Schleuger	6-4	305	r-Sr.
C	72	LEE DUFOUR	6-3	300	r-So.
	53	Zach Sims	6-1	300	r-Jr.
RG	59	CHRIS SCHLEUGER	6-4	305	r-Sr.
	58	Malique Johnson	6-3	320	r-Jr.
RT	57	JUSTICE POWERS	6-3	300	Jr.
	74	Bryant Novick	6-5	325	r-Jr.
TE	44	LOGAN SCOTT	6-5	240	r-Jr.
- or -	38	HAYDEN PITTMAN	6-4	236	r-Fr.
	86	Nick Holman	6-1	235	r-So.
QB	11	A.J. ERDELY	6-4	220	r-Jr.
	17	Tyler Johnston III	6-2	215	r-Fr.
RB	28	SPENCER BROWN	6-0	235	Fr.
	24	James Noble III	5-7	180	r-Jr.
- or -	4	Donnie Lee	6-2	228	r-Jr.
- or -	32	Carlos Stephens	5-7	190	r-Fr.

DEFENSE

DE	97	STACY KEELY	6-7	240	r-Jr.
	5	Zachary Williams	6-2	250	r-Jr.
	19	Darryl Waters	6-4	255	r-Sr.
NT	47	ANTHONY RUSH	6-5	340	Jr.
- or -	41	QUINDARIUS THAGARD	6-4	285	r-Jr.
DT	93	TEKO POWELL	6-3	320	r-Sr.
- or -	44	GARRETT MARINO	6-2	285	r-So.
	92	Roderick McKinney	6-3	250	r-Sr.
JACK	42	SHAQ JONES	6-3	250	r-Sr.
	25	Craig Kanyangarara	6-0	235	Jr.
	15	Tré Crawford	6-3	225	Jr.
MIKE	23	TEVIN CREWS	6-2	230	r-Sr.
	27	Chris Woolbright	6-3	230	r-Jr.
WILL	52	FITZGERALD MOFOR	5-11	245	r-So.
- or -	7	THOMAS JOHNSTON	6-2	230	Fr.
	26	Noah Jones	6-4	245	r-Jr.
CB	1	DARIOUS WILLIAMS	5-10	180	r-Sr.
	14	Dy'Jonn Turner	5-11	205	Fr.
FS	22	BRODERICK THOMAS	6-1	195	r-Jr.
	17	Jordan Petty	5-9	190	r-Jr.
SS	3	WILL DAWKINS	5-10	200	r-So.
	2	Mar'sean Diggs	6-2	212	r-Jr.
CB	9	D.A. WILLIAMS	5-10	180	r-Jr.
	33	Brontae Harris	5-10	172	r-Fr.
STAR	8	DUKE CULVER	6-0	190	r-Jr.
- or -	10	GARRISON MITCHELL	6-0	200	r-So.

SPECIAL TEAMS

P	37	JOEL DIXON	6-2	204	r-So.
PK	19	NICK VOGEL	5-10	185	r-So.
	43	T.J. McGettigan	5-9	190	r-Fr.
H	47	JACOB CLARK	5-10	220	r-Fr.
LS	64	KYLE VARNELL	6-5	215	r-Fr.
- or -	39	JACOB FUQUA	6-2	228	r-Fr.
KR	3	ANDRE WILSON	5-9	179	r-Jr.
- or -	13	COLLIN LISA	5-10	166	r-Jr.
- or -	1	JONATHAN HADEN	5-6	180	r-Jr.
- or -	18	KAILON CARTER	6-3	205	r-Sr.
PR	3	Andre Wilson	5-9	179	r-Jr.
- or -	13	Collin Lisa	5-10	166	r-Jr.



OHIO BOBCATS DEPTH CHART

OFFENSE

RB	45	A.J. OUELLETTE	5-9	205	r-Jr.
	28	Dorian Brown	5-11	208	r-Sr.
TE	82	TROY MANGEN	6-6	258	r-Sr.
	86	Mason Morgan	6-7	253	r-Sr.
QB	12	NATHAN ROURKE	6-2	209	So.
	7	Quinton Maxwell	6-3	224	r-So.
LT	65	JOE LOWERY	6-7	305	r-Jr.
	60	Austen Pleasants	6-7	328	r-So.
LG	63	JOE ANDERSON	6-6	340	r-Jr.
	61	Brett Kitrell	6-3	287	Fr.
C	52	JAKE PRUEHS	6-1	316	Sr.
	73	Steven Hayes	6-4	308	r-So.
RG	76	HAGEN MESERVY	6-3	293	Fr.
	53	Marques Grimes	6-6	306	r-So.
RT	60	AUSTEN PLEASANTS	6-7	328	r-So.
	79	Kyle Kuhar	6-4	299	r-So.
X-WR	85	BRENDAN COPE	6-2	198	r-Sr.
	3	Cameron Odom	6-1	188	r-Fr.
F-WR	4	PAPI WHITE	5-9	168	r-Jr.
	19	DL Knock	5-8	195	r-So.
Z-WR	9	ANDREW MEYER	6-0	187	r-Jr.
	81	Matt Seymour	6-2	190	r-Fr.

DEFENSE

DE	96	KEVIN ROBBINS	6-4	250	r-Sr.
	98	Chukwudi Chukwu	6-1	249	r-So.
DT	54	TONY PORTER	6-1	278	r-Sr.
	48	Andrew Payne	6-2	276	r-Jr.
NT	92	CLEON ALOESE	6-0	295	r-Sr.
	97	Kent Berger	6-5	277	r-Jr.
DE	90	TRENT SMART	6-4	260	r-Sr.
	51	Will Evans	6-2	243	r-Fr.
SLB	38	CHAD MOORE	6-0	222	r-Sr.
	35	Dylan Conner	5-11	216	r-Fr.
MLB	32	QUENTIN POLING	6-0	235	r-Sr.
	36	Austin Clack	6-0	224	r-So.
WLB	47	EVAN CROUCH	6-0	227	Jr.
	40	Cody Grilliot	6-1	229	r-Sr.
RCB	3	BRADD ELLIS	5-10	177	r-Sr.
	22	Marlin Brooks	5-10	165	Fr.
SS	2	JAVON HAGAN	6-0	207	r-So.
	31	Grant Cunningham	6-0	205	r-Sr.
FS	23	KYLAN NELSON	5-10	192	r-Jr.
	25	Tyler Gullett	6-3	211	r-Jr.
LCB	21	JALEN FOX	5-11	186	r-Jr.
	4	Jamal Hudson	5-11	192	Fr.

SPECIAL TEAMS

P	5	MICHAEL FARKAS	6-3	195	r-So.
	44	Corey Hare	5-10	218	r-Fr.
PK	2	LOUIE ZERVOS	5-9	174	r-So.
	5	Michael Farkas	6-3	195	r-So.
KO	5	MICHAEL FARKAS	6-3	195	r-So.
	2	Louie Zervos	5-9	174	r-So.
LS-P	30	JAKE HALE	6-1	230	Jr.
	59	David Bryan	6-2	215	Fr.
LS-FG	30	JAKE HALE	6-1	230	Jr.
	59	David Bryan	6-2	215	Fr.
PH	5	MICHAEL FARKAS	6-3	195	r-So.
	85	Brendan Cope	6-2	198	r-Sr.
KR	19	DL KNOCK	5-8	195	r-So.
	22	DAVID BURROUGHS	5-7	182	r-Jr.
	10	Julian Ross	5-9	186	Fr.
PR	23	KYLAN NELSON	5-10	192	r-Jr.
	19	DL Knock	5-8	195	r-So.



GAME OFFICIALS (American Athletic Conference)

Referee..... Charles Lamertina
 Umpire..... Ken Huffhines
 Center Judge..... Mark Mobra
 Head Linesman..... Dan Harrington

Line Judge..... Baron Ballester
 Field Judge..... Chris Bikowski
 Side Judge..... Ken Bushey
 Back Judge..... Jim Sima

Alternate..... Charles Lewis
 Replay Official..... Paul Zukis
 Replay Communicator..... Alex Vaughn
 Instant Replay Technician..... Mitch Wilkens (DVSPORT)



UAB BLAZERS



Dr. Ray Watts
President



Mark Ingram
Athletic Director



Bill Clark
Head Coach



ASSISTANT COACHES/STAFF

- Les Koenning - Offensive Coordinator/Quarterbacks
- David Reeves - Defensive Coordinator
- Hindley Brigham - Running Backs
- Trey Clark - Offensive Line
- Casey Woods - Inside Wide Receivers/Tight Ends
- Larry Smith - Outside Wide Receivers
- Kyle Tatum - Defensive Line
- Brian Williams - Linebackers
- Blake Shrader - Defensive Backs
- Tyler Cook - Director of Operations



KEY PLAYERS

#23 LB Tevin Crews



#28 RB Spencer Brown



#1 DB Darius Williams



#11 QB A.J. Erdely



2017 UAB Football
UAB Overall Team Statistics (as of Nov 25, 2017)
All games



Team Statistics	UAB	OPP
SCORING	355	292
Points Per Game	29.6	24.3
Points Off Turnovers	73	49
FIRST DOWNS	231	230
Rushing	123	99
Passing	90	104
Penalty	18	27
RUSHING YARDAGE	2282	2038
Yards gained rushing	2567	2333
Yards lost rushing	285	295
Rushing Attempts	505	462
Average Per Rush	4.5	4.4
Average Per Game	190.2	169.8
TDs Rushing	27	15
PASSING YARDAGE	2093	2256
Comp-Att-Int	183-297-5	188-366-14
Average Per Pass	7.0	6.2
Average Per Catch	11.4	12.0
Average Per Game	174.4	188.0
TDs Passing	16	16
TOTAL OFFENSE	4375	4294
Total Plays	802	828
Average Per Play	5.5	5.2
Average Per Game	364.6	357.8
KICK RETURNS: #-Yards	37-763	35-840
PUNT RETURNS: #-Yards	17-164	26-232
INT RETURNS: #-Yards	14-244	5-68
KICK RETURN AVERAGE	20.6	24.0
PUNT RETURN AVERAGE	9.6	8.9
INT RETURN AVERAGE	17.4	13.6
FUMBLES-LOST	15-10	10-5
PENALTIES-Yards	68-641	83-737
Average Per Game	53.4	61.4
PUNTS-Yards	63-2486	64-2683
Average Per Punt	39.5	41.9
Net punt average	34.2	38.1
KICKOFFS-Yards	68-4110	62-3760
Average Per Kick	60.4	60.6
Net kick average	37.4	39.5
TIME OF POSSESSION/Game	28:31	31:29
3RD-DOWN Conversions	81/170	66/180
3rd-Down Pct	48%	37%
4TH-DOWN Conversions	4/10	9/18
4th-Down Pct	40%	50%
SACKS BY-Yards	19-108	23-185
MISC YARDS	0	3
TOUCHDOWNS SCORED	46	33
FIELD GOALS-ATTEMPTS	11-14	21-25
ON-SIDE KICKS	0-0	1-3
RED-ZONE SCORES	(41-45) 91%	(29-37) 78%
RED-ZONE TOUCHDOWNS	(34-45) 76%	(19-37) 51%
PAT-ATTEMPTS	(40-42) 95%	(25-30) 83%
ATTENDANCE	158252	167412
Games/Avg Per Game	6/26375	6/27902
Neutral Site Games		0/0

Score by Quarters	1st	2nd	3rd	4th	OT	Total
UAB	97	96	73	82	7	355
Opponents	61	83	56	84	8	292



2017 UAB Football
UAB Overall Individual Statistics (as of Nov 25, 2017)
All games



Rushing	gp	att	gain	loss	net	avg	td	lg	avg/g
BROWN, Spencer	12	237	1305	13	1292	5.5	10	51	107.7
ERDELY, A.J.	12	117	508	213	295	2.5	13	41	24.6
NOBLE III, James	12	49	282	11	271	5.5	0	27	22.6
STEPHENS, Carlos	7	27	138	1	137	5.1	1	26	19.6
LEE, Donnie	12	27	121	10	111	4.1	1	23	9.2
HADEN, Jonathan	12	14	69	2	67	4.8	0	17	5.6
STANLEY, Lucious	4	11	64	2	62	5.6	1	14	15.5
WILSON, Andre	12	3	27	0	27	9.0	0	13	2.2
JOHNSTON III, Tyler	2	4	17	0	17	4.2	0	8	8.5
BINN, Kylen	12	3	16	1	15	5.0	0	8	1.2
CARTER, Kailon	4	4	13	2	11	2.8	0	12	2.8
COPELAND, Sederian	6	1	7	0	7	7.0	1	7	1.2
LISA, Collin	12	1	0	0	0	0.0	0	0	0.0
TM	1	1	0	1	-1	-1.0	0	0	-1.0
TEAM	7	6	0	29	-29	-4.8	0	0	-4.1
Total	12	505	2567	285	2282	4.5	27	51	190.2
Opponents	12	462	2333	295	2038	4.4	15	70	169.8

Passing	gp	effic	comp-att-int	pct	yds	td	lg	avg/g
ERDELY, A.J.	12	136.61	181-293-4	61.8	2077	16	74	173.1
JOHNSTON III, Tyler	2	104.60	1-2-0	50.0	13	0	13	6.5
LISA, Collin	12	125.20	1-1-0	100.0	3	0	3	0.2
BINN, Kylen	12	-200.00	0-1-1	0.0	0	0	0	0.0
Total	12	135.22	183-297-5	61.6	2093	16	74	174.4
Opponents	12	109.92	188-366-14	51.4	2256	16	84	188.0

Receiving	gp	no.	yds	avg	td	lg	avg/g
WILSON, Andre	12	48	619	12.9	6	58	51.6
LISA, Collin	12	29	384	13.2	1	59	32.0
TURNER Jr., Ronnie	12	24	195	8.1	1	25	16.2
LEE, Donnie	12	17	156	9.2	1	43	13.0
HADEN, Jonathan	12	13	102	7.8	0	27	8.5
COPELAND, Sederian	6	11	158	14.4	2	45	26.3
UBOSI, Xavier	11	9	208	23.1	1	74	18.9
PITTMAN, Hayden	12	8	98	12.2	2	25	8.2
CARTER, Kailon	4	4	18	4.5	0	11	4.5
SCOTT, Logan	11	3	47	15.7	1	21	4.3
NOBLE III, James	12	3	25	8.3	0	12	2.1
STANLEY, Lucious	4	3	21	7.0	1	20	5.2
BROWN, Spencer	12	3	16	5.3	0	12	1.3
WALKER, Justin	6	3	15	5.0	0	8	2.5
STEPHENS, Carlos	7	2	8	4.0	0	5	1.1
HOLMAN, Nick	4	1	13	13.0	0	13	3.2
DAVIS, Demetrius	5	1	7	7.0	0	7	1.4
ERDELY, A.J.	12	1	3	3.0	0	3	0.2
Total	12	183	2093	11.4	16	74	174.4
Opponents	12	188	2256	12.0	16	84	188.0

Punt Returns	no.	yds	avg	td	lg
WILSON, Andre	17	164	9.6	0	46
Total	17	164	9.6	0	46
Opponents	26	232	8.9	1	42

Interceptions	no.	yds	avg	td	lg
WILLIAMS, Darius	5	80	16.0	1	41
THOMAS, Broderick	2	36	18.0	0	24
WOOLBRIGHT, Chris	1	18	18.0	0	18
HARRIS, Brontae	1	64	64.0	1	64
MOFOR, Fitzgerald	1	0	0.0	0	0
CREWS, Tevin	1	17	17.0	0	17
DAWKINS, Will	1	2	2.0	0	2
RUSH, Anthony	1	27	27.0	1	27
DIGGS, Mar'Sean	1	0	0.0	0	0
Total	14	244	17.4	3	64
Opponents	5	68	13.6	0	42

Kick Returns	no.	yds	avg	td	lg
HADEN, Jonathan	16	365	22.8	0	50
WILSON, Andre	13	251	19.3	0	42
CARTER, Kailon	5	119	23.8	0	29
KANYANGARARA, Crai	1	0	0.0	0	0
PITTMAN, Hayden	1	10	10.0	0	10
DAVIS, Demetrius	1	18	18.0	0	18
Total	37	763	20.6	0	50
Opponents	35	840	24.0	1	93

Fumble Returns	no.	yds	avg	td	lg
Total	0	0	0.0	0	0
Opponents	1	26	26.0	0	26



2017 UAB Football

UAB Overall Individual Statistics (as of Nov 25, 2017)

All games



Scoring	td	fg	PAT				dpx	saf	pts
			kick	rush	rcv	pass			
ERDELY, A.J.	13	-	-	-	-	1-2	-	-	78
VOGEL, Nick	-	11-14	40-42	-	-	-	-	-	73
BROWN, Spencer	10	-	-	1-1	-	-	-	-	62
WILSON, Andre	6	-	-	-	-	-	-	-	36
COPELAND, Sederian	3	-	-	-	-	0-1	-	-	18
LEE, Donnie	2	-	-	-	-	-	-	-	12
STANLEY, Lucious	2	-	-	-	-	-	-	-	12
PITTMAN, Hayden	2	-	-	-	-	-	-	-	12
SCOTT, Logan	1	-	-	-	1	-	-	-	8
UBOSI, Xavier	1	-	-	-	-	-	-	-	6
LISA, Collin	1	-	-	-	-	-	-	-	6
TURNER Jr., Ronnie	1	-	-	-	-	-	-	-	6
HARRIS, Brontae	1	-	-	-	-	-	-	-	6
RUSH, Anthony	1	-	-	-	-	-	-	-	6
WILLIAMS, Darious	1	-	-	-	-	-	-	-	6
STEPHENS, Carlos	1	-	-	-	-	-	-	-	6
JONES, Shaq	-	-	-	-	-	-	1	-	2
Total	46	11-14	40-42	1-1	1	1-3	-	1	355
Opponents	33	21-25	25-30	1-1	1	1-2	1	-	292

Total Offense	g	plays	rush	pass	total	avg/g
ERDELY, A.J.	12	410	295	2077	2372	197.7
BROWN, Spencer	12	237	1292	0	1292	107.7
NOBLE III, James	12	49	271	0	271	22.6
STEPHENS, Carlos	7	27	137	0	137	19.6
LEE, Donnie	12	27	111	0	111	9.2
HADEN, Jonathan	12	14	67	0	67	5.6
STANLEY, Lucious	4	11	62	0	62	15.5
JOHNSTON III, Tyler	2	6	17	13	30	15.0
WILSON, Andre	12	3	27	0	27	2.2
BINN, Kylan	12	4	15	0	15	1.2
CARTER, Kailon	4	4	11	0	11	2.8
COPELAND, Sederian	6	1	7	0	7	1.2
LISA, Collin	12	2	0	3	3	0.2
TM	1	1	-1	0	-1	-1.0
TEAM	7	6	-29	0	-29	-4.1
Total	12	802	2282	2093	4375	364.6
Opponents	12	828	2038	2256	4294	357.8

Field Goals	fg	pct.	01-19	20-29	30-39	40-49	50-99	lg	blk
VOGEL, Nick	11-14	78.6	0-0	4-4	2-2	5-7	0-1	48	0

FG Sequence	UAB	Opponents
Alabama A&M	(45)	-
Ball State	(45)	(47),30
Coastal Carolina	(21)	(39),29,40,(33)
North Texas	-	(29),(40),(45),(22)
Louisiana Tech	44,(27),44	(39),30
Middle Tennessee	(33)	(47),(46),(41)
Charlotte	(25)	(24)
Southern Miss	52,(43)	(25),(31)
RICE	(27)	-
UTSA	(48)	(28),(26)
Florida	-	(39),(26),(50),(50),(42)
UTEP	(40),(35)	-

Punting	no.	yds	avg	lg	tb	fc	i20	50+	blk
DIXON, Joel	60	2478	41.3	56	5	17	16	14	3
TEAM	2	0	0.0	0	0	0	0	0	0
ERDELY, A.J.	1	8	8.0	8	0	0	0	0	0
Total	63	2486	39.5	56	5	17	16	14	3
Opponents	64	2683	41.9	58	4	23	27	13	0

Kickoffs	no.	yds	avg	tb	ob	retn	net	ydln
VOGEL, Nick	68	4110	60.4	29	2			
Total	68	4110	60.4	29	2	24.0	37.4	27
Opponents	62	3760	60.6	22	2	20.6	39.5	25

Numbers in (parentheses) indicate field goal was made.



2017 UAB Football
UAB Overall Individual Statistics (as of Nov 25, 2017)
All games



All Purpose	g	rush	rcv	pr	kr	ir	total	avg/g
BROWN, Spenc	12	1292	16	0	0	0	1308	109.0
WILSON, Andre	12	27	619	164	251	0	1061	88.4
HADEN, Jonath	12	67	102	0	365	0	534	44.5
LISA, Collin	12	0	384	0	0	0	384	32.0
ERDELY, A.J.	12	295	3	0	0	0	298	24.8
NOBLE III, Jame	12	271	25	0	0	0	296	24.7
LEE, Donnie	12	111	156	0	0	0	267	22.2
UBOSI, Xavier	11	0	208	0	0	0	208	18.9
TURNER Jr., Ro	12	0	195	0	0	0	195	16.2
COPELAND, Se	6	7	158	0	0	0	165	27.5
CARTER, Kailon	4	11	18	0	119	0	148	37.0
STEPHENS, Car	7	137	8	0	0	0	145	20.7
PITTMAN, Hayd	12	0	98	0	10	0	108	9.0
STANLEY, Lucio	4	62	21	0	0	0	83	20.8
WILLIAMS, Dari	12	0	0	0	0	80	80	6.7
HARRIS, Bronta	12	0	0	0	0	64	64	5.3
SCOTT, Logan	11	0	47	0	0	0	47	4.3
THOMAS, Brode	12	0	0	0	0	36	36	3.0
RUSH, Anthony	12	0	0	0	0	27	27	2.2
DAVIS, Demetri	5	0	7	0	18	0	25	5.0
WOOLBRIGHT,	11	0	0	0	0	18	18	1.6
JOHNSTON III,	2	17	0	0	0	0	17	8.5
CREWS, Tevin	12	0	0	0	0	17	17	1.4
WALKER, Justin	6	0	15	0	0	0	15	2.5
BINN, Kylen	12	15	0	0	0	0	15	1.2
HOLMAN, Nick	4	0	13	0	0	0	13	3.2
DAWKINS, Will	11	0	0	0	0	2	2	0.2
TM	1	-1	0	0	0	0	-1	-1.0
TEAM	7	-29	0	0	0	0	-29	-4.1
Total	12	2282	2093	164	763	244	5546	462.2
Opponents	12	2038	2256	232	840	68	5434	452.8



2017 UAB Football
UAB Overall Defensive Statistics (as of Nov 25, 2017)
All games



##	Defensive Leaders	gp	Tackles				tfl/yds	Sacks no-yds	Pass defense			Fumbles		blkd	
			ua	a	tot				int-yds	brup	qbh	rcv-yds	ff	kick	saf
23	CREWS, Tevin	12	56	39	95	12.0-51	3.0-18	1-17	3	1	.	1	.	.	
22	THOMAS, Broderick	12	62	29	91	3.0-8	.	2-36	1	.	.	1	.	.	
52	MOFOR, Fitzgerald	12	35	33	68	3.5-11	1.0-8	1-0	.	1	
42	JONES, Shaq	12	37	18	55	12.0-35	3.0-10	.	2	2	.	1	1	1	
1D	WILLIAMS, Darius	12	37	12	49	4.0-16	.	5-80	15	.	1-0	.	.	.	
2D	DIGGS, Mar'Sean	11	22	13	35	2.0-5	.	1-0	1	.	.	1	.	.	
3D	DAWKINS, Will	11	22	10	32	1.0-3	.	1-2	3	.	.	1	.	.	
4M	MARINO, Garrett	12	21	10	31	8.0-21	1.0-6	.	3	4	1-0	.	.	.	
1M	MITCHELL, Garrison	12	21	7	28	3.5-12	.	.	7	.	1-0	.	.	.	
1P	PETTY, Jordan	12	19	9	28	1.0-8	1.0-8	.	1	.	1-0	.	.	.	
8D	CULVER, Duke	11	18	9	27	1.0-3	
47	RUSH, Anthony	12	16	11	27	9.0-22	.	1-27	.	2	
7D	JOHNSTON, Thomas	12	16	10	26	2.0-12	1.0-10	.	.	2	1-0	1	.	.	
97	KEELY, Stacy	11	14	11	25	5.0-17	4.0-16	.	1	7	.	1	1	.	
93	POWELL, Teko	12	11	14	25	4.5-5	1.0-1	.	1	1	
41	THAGARD, Quindarius	11	9	12	21	1.5-6	
33	HARRIS, Brontae	12	12	4	16	2.0-4	.	1-64	2	
9	WILLIAMS, D.A.	10	12	1	13	.	.	.	4	
27	WOOLBRIGHT, Chris	11	7	6	13	3.5-20	2.0-17	1-18	1	
5	WILLIAMS, Zachary	12	7	5	12	1.0-5	1.0-5	.	.	1	
25	KANYANGARARA, Craig	10	3	8	11	1.0-9	1.0-9	.	1	2	
29	TEMPLETON, Clay	12	7	4	11	
26	JONES, Noah	6	2	5	7	0.5-1	.	.	.	3	
1Z	CRAWFORD, Tre'	9	2	3	5	
3B	BRASHER, Luke	5	3	1	4	
1W	WATERS, Darryl	6	1	2	3	1	
64	VARNELL, Kyle	12	2	1	3	
2M	MOLL, Kristopher	11	.	3	3	
TM	TM	1	1	1	2	
TM	TEAM	7	2	.	2	
46	KNIGHT, Keilan	11	1	1	2	
4C	CLARK, Jacob	11	.	1	1	
11	ERDELY, A.J.	12	1	.	1	
90	CHISOLM, Jay	2	.	1	1	
44	SCOTT, Logan	11	.	1	1	
15	DAVIS, Demetrius	5	.	1	1	
10	COPELAND, Sederian	6	1	.	1	
51	TALAN, Adrienne	5	.	1	1	
1	HADEN, Jonathan	12	1	.	1	
12	BINN, Kylen	12	1	.	1	
4	LEE, Donnie	12	.	1	1	
2K	DAVIS, Kevin	1	.	1	1	
16	ADAMS, Irving	3	.	1	1	
37	DIXON, Joel	12	1	.	1	
3	WILSON, Andre	12	1	.	1	
Total		12	484	300	784	81-274	19-108	14-244	46	27	5-0	7	2	1	
Opponents		12	513	310	823	66-281	23-185	5-68	25	33	10-26	10	4	.	



2017 UAB Football
UAB Team Game-by-Game (as of Nov 25, 2017)
All games



TEAM STATISTICS

Date	Opponent	Rushing				Receiving				Passing				Kick Returns				Punt Returns				tot off
		no.	yds	td	lg	no.	yds	td	lg	cmp-att-int	yds	td	lg	no.	yds	td	lg	no.	yds	td	lg	
Sep 02	ALABAMA A&M	59	258	2	29	12	165	2	26	12-22-0	165	2	26	2	43	0	32	7	13	0	13	423
Sep 09	at Ball State	49	336	4	41	15	168	0	43	15-24-0	168	0	43	8	171	0	42	0	0	0	0	504
Sep 16	COASTAL CAROLINA	47	169	4	26	8	105	0	30	8-15-0	105	0	30	5	57	0	19	1	4	0	4	274
Sep 23	at North Texas	36	74	2	22	17	321	4	59	17-36-1	321	4	59	5	109	0	36	0	0	0	0	395
Oct 07	LOUISIANA TECH	36	178	3	29	21	188	0	20	21-32-0	188	0	20	3	53	0	33	1	46	0	46	366
Oct 14	MIDDLE TENNESSEE	44	260	2	51	16	174	1	37	16-31-1	174	1	37	1	50	0	50	0	0	0	0	434
Oct 21	at Charlotte	33	162	2	27	21	182	1	45	21-29-0	182	1	45	3	59	0	28	1	0	0	0	344
Oct 28	at Southern Miss	49	209	2	50	16	208	1	60	16-29-0	208	1	60	3	58	0	24	3	34	0	15	417
Nov 04	RICE	36	242	3	42	20	197	3	43	20-21-0	197	3	43	0	0	0	0	0	0	0	0	439
Nov 11	at UTSA	53	216	2	20	8	49	1	11	8-13-1	49	1	11	2	41	0	21	0	0	0	0	265
Nov 18	at Florida	18	3	0	8	14	177	1	74	14-20-2	177	1	74	4	96	0	29	0	0	0	0	180
Nov 25	UTEP	45	175	1	25	15	159	2	30	15-25-0	159	2	30	1	26	0	26	4	67	0	36	334
UAB		505	2282	27	51	183	2093	16	74	183-297-5	2093	16	74	37	763	0	50	17	164	0	46	4375
		462	2038	15	70	188	2256	16	84	188-366-14	2256	16	84	35	840	1	93	26	232	1	42	4294

Games: 12 • Avg/rush: 4.5 • Avg/catch: 11.4 • Pass effic: 135.22 • KR avg: 20.6 • PR avg: 9.6 • All purpose avg/game: 462.2 • Total offense avg/gm: 364.6

Date	Opponent	Tackles				Sacks no-yds	Fumble		Pass Defense			blkd kick	PAT Attempts			off		
		ua	a	total	tfl-yds		ff	fr-yds	Int-yds	qbh	brup		kick	rush	rcv	saf	t/o	pts
Sep 02	ALABAMA A&M	42	16	58	12.0-45	3.0-23	0	0-0	1-27	2	5	0	5-5	0	0	0	7	38
Sep 09	at Ball State	34	54	88	5.0-11	0.0-0	0	0-0	0-0	3	3	0	4-4	0	0	0	0	31
Sep 16	COASTAL CAROLINA	46	26	72	9.0-24	1.0-1	0	0-0	3-17	2	6	0	3-4	0	0	0	13	30
Sep 23	at North Texas	42	28	70	8.0-29	1.0-7	2	2-0	0-0	5	2	0	5-5	0	1	0	0	43
Oct 07	LOUISIANA TECH	44	14	58	5.0-17	2.0-8	0	0-0	0-0	1	3	1	2-3	0	0	0	0	23
Oct 14	MIDDLE TENNESSEE	52	12	64	7.0-28	2.0-12	0	0-0	2-14	5	4	0	2-2	0	0	1	0	25
Oct 21	at Charlotte	37	42	79	5.0-10	0.0-0	1	0-0	2-29	2	1	0	3-3	0	0	0	7	24
Oct 28	at Southern Miss	34	26	60	5.0-10	0.0-0	0	0-0	1-41	1	8	1	3-3	0	0	0	7	30
Nov 04	RICE	38	10	48	6.0-21	1.0-4	1	1-0	2-90	3	2	0	7-7	0	0	0	21	52
Nov 11	at UTSA	40	28	68	10.0-36	3.0-19	2	2-0	1-2	1	7	0	3-3	0	0	0	10	24
Nov 18	at Florida	42	40	82	4.0-23	2.0-18	0	0-0	0-0	0	4	0	1-1	0	0	0	0	7
Nov 25	UTEP	33	4	37	5.0-20	4.0-16	1	0-0	2-24	2	1	0	2-2	1	0	0	8	28
UAB		484	300	784	81.0-274	19.0-108	7	5-0	14-244	27	46	2	40-42	1	1	1	73	355
		513	310	823	66.0-281	23.0-185	10	10-26	5-68	33	25	4	25-30	1	1	0	49	292

Date	Opponent	Punting										Field Goals			Kickoffs				
		no.	yds	avg	long	blkd	tb	fc	50+	l20	md-att	long	blkd	no.	yds	avg	tb	ob	
Sep 02	ALABAMA A&M	6	263	43.8	55	0	0	2	2	2	1-1	45	0	7	443	63.3	3	0	
Sep 09	at Ball State	2	99	49.5	56	1	0	0	1	0	1-1	45	0	6	378	63.0	2	0	
Sep 16	COASTAL CAROLINA	6	231	38.5	54	0	0	1	2	2	1-1	21	0	6	360	60.0	3	0	
Sep 23	at North Texas	6	202	33.7	54	1	0	0	1	0	0-0	0	0	7	341	48.7	3	0	
Oct 07	LOUISIANA TECH	3	122	40.7	47	0	0	2	0	2	1-3	27	0	5	294	58.8	1	0	
Oct 14	MIDDLE TENNESSEE	8	337	42.1	56	1	2	2	4	4	1-1	33	0	5	282	56.4	1	1	
Oct 21	at Charlotte	8	295	36.9	50	0	1	0	1	1	1-1	25	0	4	249	62.2	1	1	
Oct 28	at Southern Miss	6	204	34.0	46	0	0	2	0	2	1-2	43	0	6	340	56.7	0	0	
Nov 04	RICE	1	46	46.0	46	0	1	0	0	0	1-1	27	0	9	580	64.4	7	0	
Nov 11	at UTSA	6	257	42.8	50	0	0	3	1	1	1-1	48	0	5	323	64.6	3	0	
Nov 18	at Florida	6	254	42.3	56	0	1	1	2	0	0-0	0	0	2	130	65.0	1	0	
Nov 25	UTEP	5	176	35.2	45	0	0	4	0	2	2-2	40	0	6	390	65.0	4	0	
UAB		63	2486	39.5	56	3	5	17	14	16	11-14	48	0	68	4110	60.4	29	2	
		64	2683	41.9	58	0	4	23	13	27	21-25	50	1	62	3760	60.6	22	2	

2017 UAB Football
UAB Opponent Game-by-Game (as of Dec 15, 2017)
All games

OPPONENT STATISTICS

Date	Opponent	Rushing				Receiving				Passing				Kick Returns				Punt Returns				tot	
		no.	yds	td	lg	no.	yds	td	lg	cmp-att-int	yds	td	lg	no.	yds	td	lg	no.	yds	td	lg	off	
Sep 02	ALABAMA A&M	33	45	0	15	13	138	1	46	13-29-1	138	1	46	4	59	0	19	3	16	0	18	183	
Sep 09	at Ball State	44	160	4	52	23	217	2	25	23-35-0	217	2	25	4	177	1	93	3	68	0	42	377	
Sep 16	COASTAL CAROLINA	49	227	2	37	9	100	0	19	9-23-3	100	0	19	3	75	0	41	3	47	0	24	327	
Sep 23	at North Texas	44	287	2	34	15	261	3	47	15-29-0	261	3	47	4	110	0	48	3	17	0	12	548	
Oct 07	LOUISIANA TECH	34	154	1	18	17	209	2	42	17-29-0	209	2	42	3	71	0	30	1	-1	0	0	363	
Oct 14	MIDDLE TENNESSEE	32	131	0	24	24	263	1	35	24-44-2	263	1	35	3	45	0	20	3	31	1	20	394	
Oct 21	at Charlotte	49	222	2	28	14	154	1	68	14-28-2	154	1	68	2	53	0	31	5	31	0	17	376	
Oct 28	at Southern Miss	26	81	0	14	19	266	1	84	19-38-1	266	1	84	5	96	0	28	0	0	0	0	347	
Nov 04	RICE	35	236	2	70	14	227	1	63	14-24-2	227	1	63	2	34	0	27	0	0	0	0	463	
Nov 11	at UTSA	36	137	1	37	17	162	1	17	17-37-1	162	1	17	2	38	0	23	3	12	0	13	299	
Nov 18	at Florida	50	257	1	22	15	152	2	19	15-30-0	152	2	19	1	33	0	33	2	11	0	10	409	
Nov 25	UTEP	30	101	0	17	8	107	1	41	8-20-2	107	1	41	2	49	0	25	0	0	0	0	208	
Opponents		462	2038	15	70	188	2256	16	84	188-366-14	2256	16	84	35	840	1	93	26	232	1	42	4294	
		505	2282	27	51	183	2093	16	74	183-297-5	2093	16	74	37	763	0	50	17	164	0	46	4375	

Games: 12 • Avg/rush: 4.4 • Avg/catch: 12.0 • Pass effic: 109.92 • KR avg: 24.0 • PR avg: 8.9 • All purpose avg/game: 452.8 • Total offense avg/gm: 357.8

Date	Opponent	Tackles				Sacks no-yds	Fumble		Pass Defense			blkd kick	PAT Attempts			off				
		ua	a	total	tfl-yds		ff	fr-yds	int-yds	qbh	brup		kick	rush	rcv	saf	t/o	pts		
Sep 02	ALABAMA A&M	64	18	82	7.0-23	3.0-14	1	1-0	0-0	4	2	0	1-1	0	0	0	0	0	0	7
Sep 09	at Ball State	38	52	90	8.0-47	3.0-36	3	2-0	0-0	2	3	1	6-7	0	0	0	0	6	51	
Sep 16	COASTAL CAROLINA	48	18	66	3.0-19	2.0-18	1	1-0	0-0	3	1	1	1-1	1	0	0	0	2	23	
Sep 23	at North Texas	35	28	63	8.0-48	4.0-39	0	1-0	1-0	6	3	1	4-5	0	0	0	0	7	46	
Oct 07	LOUISIANA TECH	44	16	60	1.0-5	1.0-5	0	0-0	0-0	3	2	0	1-3	0	0	0	0	0	22	
Oct 14	MIDDLE TENNESSEE	54	10	64	7.0-16	0.0-0	0	0-0	1-24	5	3	1	2-2	0	0	0	0	0	23	
Oct 21	at Charlotte	35	36	71	3.0-5	0.0-0	2	2-26	0-0	2	3	0	2-2	0	1	0	10	25		
Oct 28	at Southern Miss	42	42	84	8.0-39	3.0-19	0	0-0	0-0	5	4	0	0-1	0	0	0	0	0	12	
Nov 04	RICE	45	10	55	2.0-2	0.0-0	0	0-0	0-0	0	0	0	3-3	0	0	0	0	0	21	
Nov 11	at UTSA	39	36	75	5.0-14	2.0-11	1	1-0	1-2	1	0	0	1-1	0	0	0	7	19		
Nov 18	at Florida	19	30	49	8.0-31	3.0-22	2	2-0	2-42	0	2	0	3-3	0	0	0	17	36		
Nov 25	UTEP	50	14	64	6.0-32	2.0-21	0	0-0	0-0	2	2	0	1-1	0	0	0	0	0	7	
Opponents		513	310	823	66.0-281	23.0-185	10	10-26	5-68	33	25	4	25-30	1	1	0	49	292		
		484	300	784	81.0-274	19.0-108	7	5-0	14-244	27	46	2	40-42	1	1	1	73	355		

Date	Opponent	Punting										Field Goals			Kickoffs				
		no.	yds	avg	long	blkd	tb	fc	50+	l20	md-att	long	blkd	no.	yds	avg	tb	ob	
Sep 02	ALABAMA A&M	12	480	40.0	49	0	1	1	0	3	0-0	0	0	2	110	55.0	0	0	
Sep 09	at Ball State	2	88	44.0	50	0	0	0	1	1	1-2	47	0	9	562	62.4	1	0	
Sep 16	COASTAL CAROLINA	1	35	35.0	35	0	0	0	0	0	2-4	39	0	5	247	49.4	0	0	
Sep 23	at North Texas	2	89	44.5	51	0	0	1	1	1	4-4	45	0	10	635	63.5	5	0	
Oct 07	LOUISIANA TECH	6	243	40.5	52	0	0	2	1	1	1-2	39	1	5	299	59.8	2	0	
Oct 14	MIDDLE TENNESSEE	6	236	39.3	52	0	1	4	1	1	3-3	47	0	7	457	65.3	6	0	
Oct 21	at Charlotte	7	307	43.9	51	0	1	2	2	3	1-1	24	0	4	247	61.8	1	0	
Oct 28	at Southern Miss	7	289	41.3	53	0	0	2	1	4	2-2	31	0	4	251	62.8	1	0	
Nov 04	RICE	4	151	37.8	50	0	1	3	1	2	0-0	0	0	2	79	39.5	0	2	
Nov 11	at UTSA	6	270	45.0	58	0	0	2	1	4	2-2	28	0	4	241	60.2	1	0	
Nov 18	at Florida	4	161	40.2	51	0	0	3	1	4	5-5	50	0	8	505	63.1	4	0	
Nov 25	UTEP	7	334	47.7	54	0	0	3	3	3	0-0	0	0	2	127	63.5	1	0	
Opponents		64	2683	41.9	58	0	4	23	13	27	21-25	50	1	62	3760	60.6	22	2	
		63	2486	39.5	56	3	5	17	14	16	11-14	48	0	68	4110	60.4	29	2	




OHIO BOBCATS



Dr. M. Duane Nellis
President



Jim Schaus
Athletic Director



Frank Solich
Head Coach



ASSISTANT COACHES/STAFF

- Jimmy Burrow - Associate Head Coach/Defensive Coordinator
- Tim Albin - Assistant Head Coach/Co-Offensive Coordinator/Pass Game Coordinator/Running Backs
- Ron Collins - Co-Defensive Coordinator/Linebackers
- Dave Johnson - Co-Offensive Coordinator/Run Game Coordinator/Offensive Line
- Dwayne Dixon - Wide Receivers
- Pete Germano - Defensive Line
- Brian Haines - Special Teams Coordinator/Recruiting Coordinator/Tight Ends
- Scott Ispording - Quarterbacks
- De'Angelo Smith - Cornerbacks
- Chris Rodgers - Assistant Athletic Director for Football Operations



#12 QB Nathan Rourke


KEY PLAYERS



#32 LB Quentin Poling



#38 LB Chad Moore



#45 RB A.J. Ouellette

Ohio Bobcats

Head Coach: Frank Solich (96-71, 13 seasons at Ohio; 154-90, 19 seasons overall)

Assoc. HC/DC/S: Jimmy Burrow (press box) • **Asst. HC/Co-OC/Pass/RB:** Tim Albin (press box) • **Co-OC/Run/OL:** Dave Johnson (sideline) • **Co-DC/LB:** Ron Collins (sideline)
ST/Rec/TE: Brian Haines (sideline) • **WR:** Dwayne Dixon (sideline) • **QB:** Scott Isphording (press box) • **DL:** Pete Germano (sideline) • **DB:** De'Angelo Smith (press box)

No.	Name	Pos.	Ht.	Wt.	Cl.	Hometown/Last School
+ 2	Javon Hagan	S	r-So.	6-0	207	Jacksonville Fla./Trinity Christian Academy
+ 2	Louie Zervos	K	r-So.	5-9	174	Tarpon Springs, Fla./Tarpon Springs HS
+ 3	Bradd Ellis	CB	r-Sr.	5-10	177	Lebanon, Ohio/Lebanon HS
+ 3	Cameron Odum	WR	Fr.	6-1	188	Bedford, Ohio/Bedford HS
+ 4	Jamal Hudson	CB	Fr.	5-11	192	Miami, Fla./Miami Central HS
+ 4	Papi White	RB	r-Jr.	5-9	168	Seminole, Okla./Seminole HS
+ 5	Michael Farkas	K/P	r-So.	6-4	195	Mishawaka, Ind./Marian HS
+ 5	Brevin Harris	WR	Fr.	6-3	180	Seville, Ohio/Norwayne HS
6	De'Vante Mitchell	CB	Fr.	5-9	196	Kissimmee, Fla./Champagnat Catholic HS
7	Quinton Maxwell	QB	r-So.	6-3	224	Rayville, Mo./Richmond R-XVI HS
8	Elijah Ball	WR	r-So.	6-3	193	Cincinnati, Ohio/Princeton HS
9	Andrew Meyer	WR	r-Jr.	6-0	187	Canal Winchester, Ohio/Pickerington Central HS
10	Joey Duckworth	QB	r-Jr.	6-3	216	Louisville, Ohio/Louisville HS
11	Willie Cherry	WR	Fr.	6-1	200	Wichita Falls, Texas/Rider HS
+12	Jarren Hampton	S	r-Fr.	5-10	185	Fostoria, Ohio/Fremont Ross HS
+12	Nathan Rourke	QB	So.	6-2	209	Ontario, Canada/Fort Scott CC
+13	Hunter Edwards	WR	Fr.	6-2	193	Nelsonville, Ohio/Nelsonville-York HS
+13	London Miller	CB	r-Sr.	6-0	194	Menifee, Calif./Mt. San Jacinto College
+14	Cameron Gunnels	CB	r-Jr.	6-0	180	Cincinnati, Ohio/Mason HS
+14	K.J. Minter	WR	Fr.	6-2	215	Gainesville, Fla./North Marion HS
+15	Marcus Brunson	LB	r-So.	5-11	215	Ormond Beach, Fla./Mainland HS
+15	Drew Keszei	QB	Fr.	6-2	200	Fort Wayne, Ind./Homestead HS
+16	Marcus Coleman	DL	Fr.	6-4	308	Upper Marlboro, Md./Riverdale Baptist HS
+16	Markel Davis	WR	r-Fr.	5-11	175	Columbus, Ohio/Toledo
+17	Tariq Drake	CB	Fr.	6-0	169	Leavittsburg, Ohio/LaBrae HS
+17	Siurpry Rinvil	WR	Fr.	6-1	222	Belle Glade, Fla./Glade Central HS
+18	Keevon Harris	WR	r-Fr.	6-3	218	Warren, Ohio/LaBrae HS
+19	Keith Key	DL	r-So.	6-3	242	Powell, Ohio/Bishop Hartley HS
+19	DL Knock	WR	r-So.	5-8	195	Springboro, Ohio/Springboro HS
20	Tyler Tupa	WR	r-Fr.	6-0	195	Brecksville, Ohio/Brecksville-Broadview Heights HS
+21	Jalen Fox	CB	r-Jr.	5-11	186	Cincinnati, Ohio/Wyoming HS
+21	Maleek Irons	RB	r-Jr.	6-0	224	Chilliwack, B.C./W.J. Mouat Secondary
+22	Marlin Brooks	CB	Fr.	5-10	165	Miami, Fla./Coral Gables Senior HS
+22	David Burroughs	RB	r-Jr.	5-7	182	Circleville, Ohio/Circleville HS
+23	Kylan Nelson	S	r-Jr.	5-10	192	Lexington, Ky./Lafayette HS
+23	Julian Ross	RB	Fr.	5-9	186	Kansas City, Mo./Staley HS
24	Alvin Floyd	S	Fr.	5-10	193	North Miami Beach, Fla./North Miami Beach HS
25	Tyler Gullett	S	r-Jr.	6-3	211	La Grange, Ohio/Toledo
26	Dylan Wears	RB	r-So.	5-9	196	Howard, Ohio/East Knox HS
27	Jake Neatherton	RB	Fr.	5-8	200	Miamisburg, Ohio/Miamisburg HS
28	Dorian Brown	RB	r-Sr.	5-11	208	Pittsburgh, Pa./Baldwin HS
29	T.J. Robinson	LB	Fr.	6-0	210	Jacksonville, Fla./Trinity Christian Academy
30	Jake Hale	LS	Jr.	6-1	230	Powell, Ohio/Olentangy Liberty HS
31	Grant Cunningham	S	r-Sr.	6-0	205	Brecksville, Ohio/Brecksville-Broadview Heights HS
32	Quentin Poling	LB	r-Sr.	6-0	235	Gomer, Ohio/Elida HS
34	Eric Popp	LB	So.	6-0	228	Loveland, Ohio/Loveland HS
35	Dylan Conner	LB	r-Fr.	5-11	216	Fort Wayne, Ind./Carroll HS
+36	Austin Clack	LB	r-So.	6-0	224	Tipp City, Ohio/Tippecanoe HS
+36	Andrew Vu	WR	r-So.	5-6	173	Athens, Ohio/Athens HS
37	Jaylen Morgan	CB	r-Fr.	5-10	170	Hawthorne, Calif./Hawthorne HS
38	Chad Moore	LB	r-Sr.	6-0	222	Grove City, Ohio/Grove City HS
39	Michael Ballentine	S	Fr.	6-0	190	Mentor, Ohio/Mentor HS
40	Cody Grilliot	LB	r-Sr.	6-1	229	Clayton, Ohio/Northmont HS
41	Ilyas Motley	CB	r-Fr.	5-11	165	Centerville, Ohio/Centerville HS
42	Xavior Motley	CB	r-Fr.	5-11	168	Centerville, Ohio/Centerville HS
+44	Corey Hare	K	r-Fr.	5-10	218	Pataskala, Ohio/Ashland HS
+44	Adam Luehrman	TE	r-Fr.	6-5	247	Athens, Ohio/Athens HS
45	A.J. Ouellette	RB	r-Jr.	5-9	205	Covington, Ohio/Covington HS
46	Jacob Koons	LB	r-Jr.	6-2	211	Glouster, Ohio/Trimble HS
47	Evan Croutch	LB	Jr.	6-0	227	Youngstown, Ohio/Boardman HS
48	Andrew Payne	DL	r-Jr.	6-2	276	Danville, Ohio/Shawnee State
49	Jared Dorsa	LB	r-Fr.	6-2	225	Kings Mills, Ohio/Kings HS
50	Kaieem Caesar	DL	Fr.	6-2	309	Cache, Okla./Cache HS
51	Will Evans	DL	r-Fr.	6-2	243	Augusta, Ga./Aquinas HS
52	Jake Pruehs	OL	r-Sr.	6-1	316	North Olmsted, Ohio/St. Edward HS
+53	Marques Grimes	OL	r-So.	6-6	306	Southfield, Mich./Southfield HS
+53	Griffin Hites	LB	r-Fr.	5-10	205	Southfield, Mich./Southfield HS
54	Tony Porter	DL	r-Sr.	6-1	278	Lawrenceville, Ga./Peachtree Ridge HS
55	Sam McKnight	DL	r-So.	6-3	248	Cleveland Heights, Ohio/Glenville HS
57	Durrell Wood	OL	r-Sr.	6-3	294	Columbus, Ohio/Groveport Madison HS
58	Marshal Davis	OL	r-Jr.	5-11	308	Columbus, Ohio/New Mexico State

No.	Name	Pos.	Ht.	Wt.	Cl.	Hometown/Last School
59	David Bryan	LS	Fr.	6-2	215	Sun Prairie, Wis./Sun Prairie HS
60	Austen Pleasants	OL	r-So.	6-7	328	Ironton, Ohio/Dawson-Bryant HS
61	Brett Kitrell	OL	Fr.	6-3	287	Ashland, Neb./Ashland-Greenwood HS
63	Joe Anderson	OL	r-Jr.	6-6	340	Torrance, Calif./El Camino College
65	Joe Lowery	OL	r-Jr.	6-7	305	Tallmadge, Ohio/Tallmadge HS
66	Brody Rodgers	OL	Fr.	6-4	294	Athens, Ohio/Athens HS
68	Felipe Fernandez	OL	r-Fr.	6-4	308	Tampa, Fla./H.B. Plant HS
70	Nick Sink	OL	r-Fr.	6-3	305	Fishers, Ind./Hamilton Southeastern HS
71	Jylton Tusha	OL	Fr.	6-4	307	Jacksonville, Fla./University Christian HS
72	Matt Rowe	DL	r-Sr.	6-1	232	Plain City, Ohio/Heidelberg
73	Steven Hayes	OL	So.	6-4	308	Dacula, Ga./Hutchinson CC
74	Jared McCray	OL	Sr.	6-5	340	Minford, Ohio/Minford HS
75	Cole Irland	OL	Fr.	6-4	281	Ashland, Neb./Ashland-Greenwood HS
76	Hagan Meservy	OL	Fr.	6-3	293	Tulsa, Okla./Jenks HS
77	Adam Notestine	OL	r-Fr.	6-3	314	Pickerington, Ohio/Pickerington North HS
78	Samson Jackson	OL	Fr.	6-4	302	Tarpon Springs, Fla./Palm Harbor HS
79	Kyle Kuhar	OL	r-So.	6-4	299	Avon Lake, Ohio/Avon Lake HS
80	Jerrid Marhefka	WR	r-Sr.	6-0	191	St. Clairsville, Ohio/St. Clairsville HS
81	Matt Seymour	WR	r-Fr.	6-2	190	New Westminster, B.C./New Westminster Secondary
82	Troy Mangen	TE	r-Sr.	6-6	256	Union, Ohio/Northmont HS
83	Connor Brown	TE	r-Jr.	6-6	251	Miamisburg, Ohio/Miamisburg HS
84	Austin Conrad	TE	r-Fr.	6-2	250	Grafton, Ohio/Keystone HS
85	Brendan Cope	WR	r-Sr.	6-2	198	Warren, Ohio/Howland HS
86	Mason Morgan	TE	r-Sr.	6-7	253	Cincinnati, Ohio/Sycamore HS
87	Bryan Long, Jr.	WR	r-Fr.	5-8	170	Marietta, Ga./Hillgrove HS
+88	Ryan Luehrman	TE	r-Fr.	6-5	241	Athens, Ohio/Athens HS
+88	Amos Ogun-Semore	DL	Fr.	6-5	235	Dacula, Ga./Mill Creek HS
89	Heath Wiseman	WR	r-Fr.	5-9	172	Athens, Ohio/Athens HS
90	Trent Smart	DE	r-Sr.	6-4	260	Wilmington, Ohio/Clinton-Massie HS
91	Wyatt Shallman	DL	r-Sr.	6-3	266	Hartland, Mich./Michigan
92	Cleon Aloese	DL	r-Sr.	6-0	295	Pago Pago, A.S./Tafuna HS
94	Andrew Cree II	DL	r-Fr.	6-2	226	Warren, Ohio/LaBrae HS
95	Amir Miller	DL	r-Fr.	6-5	244	Cleveland, Ohio/Worcester (Mass.) Academy
96	Kevin Robbins	DL	r-Sr.	6-4	250	District Heights, Md./Iowa Western CC
97	Kent Berger	DL	r-Jr.	6-5	277	Mentor, Ohio/Mentor HS
98	Chukwudi Chukwu	DL	r-So.	6-1	249	Willingboro, N.J./Linsly (W.Va.) School
99	Brian Arp	DL	r-So.	6-4	292	Kearney, Neb./Kearney HS

+ - duplicate number

r - redshirt

OHIO PRONUNCIATIONS

PLAYERS

Cleon Aloese	ALOE-ES-SAY
David Burroughs	BUR-Os
Kaieem Caesar	CHI-EEM
Chukwudi Chukwu	CHECK-WOO-DE CHECK-WOO
Cody Grilliot	GRILL-EE-O
Drew Keszei	KAY-SAI
Jerrid Marhefka	MAR-HEF-KAH
Hagen Meservy	MIZZ-ER-VEE

Ilyas Motley	Elias
Xavior Motley	rhymes with savior
AJ Ouellette	O-LETT
Jake Pruehs	PREEZE - rhymes with freeze
Siurpry Rinvil	SIR-PREE
Julton Tusha	TUSH-AH
Papi White	POP-EE

COACHES

Scott Isphording	IS-FUR-DING
------------------	-------------

OHIO QUICK FACTS

Location	Athens, Ohio
Founded	1804
Enrollment	40,025
Nickname	Bobcats
Colors	Hunter Green and White
Conference	Mid-American Conference

President	Dr. M. Duane Nellis
Director of Athletics	Jim Schaus
Stadium/Capacity	Peden Stadium/24,000
Surface	FieldTurf
Bowl Appearance	11th
Last Bowl	2016 Dollar General Bowl

The Automated ScoreBook
Ohio Overall Team Statistics (as of Nov 25, 2017)
All games

Team Statistics	OHIO	OPP
SCORING	467	309
Points Per Game	38.9	25.8
Points Off Turnovers	90	58
FIRST DOWNS	265	216
Rushing	137	69
Passing	95	131
Penalty	33	16
RUSHING YARDAGE	2930	1337
Yards gained rushing	3177	1631
Yards lost rushing	247	294
Rushing Attempts	522	391
Average Per Rush	5.6	3.4
Average Per Game	244.2	111.4
TDs Rushing	40	11
PASSING YARDAGE	2241	3141
Comp-Att-Int	164-299-9	256-451-9
Average Per Pass	7.5	7.0
Average Per Catch	13.7	12.3
Average Per Game	186.8	261.8
TDs Passing	18	25
TOTAL OFFENSE	5171	4478
Total Plays	821	842
Average Per Play	6.3	5.3
Average Per Game	430.9	373.2
KICK RETURNS: #-Yards	33-721	67-1151
PUNT RETURNS: #-Yards	19-110	17-100
INT RETURNS: #-Yards	9-145	9-123
KICK RETURN AVERAGE	21.8	17.2
PUNT RETURN AVERAGE	5.8	5.9
INT RETURN AVERAGE	16.1	13.7
FUMBLES-LOST	15-12	15-8
PENALTIES-Yards	61-520	92-842
Average Per Game	43.3	70.2
PUNTS-Yards	54-2179	71-2721
Average Per Punt	40.4	38.3
Net punt average	37.8	35.6
KICKOFFS-Yards	86-5046	62-3597
Average Per Kick	58.7	58.0
Net kick average	39.8	37.1
TIME OF POSSESSION/Game	30:58	29:02
3RD-DOWN Conversions	65/156	55/179
3rd-Down Pct	42%	31%
4TH-DOWN Conversions	8/11	12/28
4th-Down Pct	73%	43%
SACKS BY-Yards	28-165	16-93
MISC YARDS	0	67
TOUCHDOWNS SCORED	60	38
FIELD GOALS-ATTEMPTS	15-18	15-15
ON-SIDE KICKS	0-0	0-2
RED-ZONE SCORES	(54-59) 92%	(35-39) 90%
RED-ZONE TOUCHDOWNS	(47-59) 80%	(24-39) 62%
PAT-ATTEMPTS	(56-57) 98%	(32-34) 94%
ATTENDANCE	116325	112448
Games/Avg Per Game	6/19388	6/18741
Neutral Site Games		0/0

Score by Quarters	1st	2nd	3rd	4th	OT	Total
Ohio	84	125	136	108	14	467
Opponents	87	108	32	75	7	309

The Automated ScoreBook
Ohio Overall Individual Statistics (as of Nov 25, 2017)
All games

Rushing	gp	att	gain	loss	net	avg	td	lg	avg/g
Ouellette, A.J.	12	184	1003	23	980	5.3	7	63	81.7
Rourke, Nathan	12	134	1032	150	882	6.6	21	75	73.5
Brown, Dorian	11	99	624	19	605	6.1	7	62	55.0
Ross, Julian	7	54	216	5	211	3.9	3	23	30.1
Burroughs, Davi	10	19	170	1	169	8.9	0	60	16.9
Wears, Dylan	11	10	58	7	51	5.1	2	12	4.6
White, Papi	8	3	38	0	38	12.7	0	25	4.8
Farkas, Michael	12	1	16	0	16	16.0	0	16	1.3
Fox, Jalen	12	1	5	0	5	5.0	0	5	0.4
Maxwell, Quinto	6	8	14	10	4	0.5	0	4	0.7
Knock, DL	11	1	1	0	1	1.0	0	1	0.1
Meyer, Andrew	11	1	0	1	-1	-1.0	0	0	-0.1
Cope, Brendan	10	1	0	2	-2	-2.0	0	0	-0.2
TEAM	7	6	0	29	-29	-4.8	0	0	-4.1
Total	12	522	3177	247	2930	5.6	40	75	244.2
Opponents	12	391	1631	294	1337	3.4	11	56	111.4

Passing	gp	effic	comp-att-int	pct	yds	td	lg	avg/g
Rourke, Nathan	12	129.20	149-274-7	54.4	2018	15	58	168.2
Maxwell, Quinto	6	146.17	14-24-2	58.3	220	2	58	36.7
Cope, Brendan	10	455.20	1-1-0	100.0	3	1	3	0.3
Total	12	131.65	164-299-9	54.8	2241	18	58	186.8
Opponents	12	129.57	256-451-9	56.8	3141	25	71	261.8

Receiving	gp	no.	yds	avg	td	lg	avg/g
Cope, Brendan	10	35	494	14.1	4	58	49.4
White, Papi	8	32	525	16.4	2	58	65.6
Meyer, Andrew	11	29	433	14.9	2	40	39.4
Odom, Cameron	11	20	308	15.4	3	57	28.0
Mangen, Troy	12	10	115	11.5	2	39	9.6
Marhefka, Jerri	7	9	107	11.9	1	22	15.3
Ouellette, A.J.	12	9	84	9.3	1	42	7.0
Morgan, Mason	10	7	80	11.4	2	23	8.0
Knock, DL	11	3	23	7.7	0	9	2.1
Brown, Dorian	11	3	16	5.3	0	10	1.5
Ross, Julian	7	2	13	6.5	0	9	1.9
Burroughs, Davi	10	2	11	5.5	0	7	1.1
Long Jr., Bryan	6	1	23	23.0	0	23	3.8
Seymour, Matt	5	1	6	6.0	0	6	1.2
Rourke, Nathan	12	1	3	3.0	1	3	0.2
Total	12	164	2241	13.7	18	58	186.8
Opponents	12	256	3141	12.3	25	71	261.8

Punt Returns	no.	yds	avg	td	lg
White, Papi	7	48	6.9	0	20
Nelson, Kylan	6	21	3.5	0	9
Knock, DL	4	17	4.2	0	12
Wears, Dylan	1	11	11.0	0	1
Gullett, Tyler	1	13	13.0	0	0
Total	19	110	5.8	0	20
Opponents	17	100	5.9	0	39

Interceptions	no.	yds	avg	td	lg
Moore, Chad	3	46	15.3	0	33
Ellis, Bradd	2	61	30.5	2	46
Fox, Jalen	2	38	19.0	0	25
Hagan, Javon	1	0	0.0	0	0
Conner, Dylan	1	0	0.0	0	0
Total	9	145	16.1	2	46
Opponents	9	123	13.7	0	45

Kick Returns	no.	yds	avg	td	lg
Brown, Dorian	11	281	25.5	0	36
Ross, Julian	6	186	31.0	0	67
Nelson, Kylan	5	86	17.2	0	22
Burroughs, Davi	3	47	15.7	0	22
Knock, DL	2	26	13.0	0	17
Conrad, Austin	2	26	13.0	0	13
Meyer, Andrew	1	20	20.0	0	20
Long Jr., Bryan	1	11	11.0	0	11
Morgan, Mason	1	26	26.0	0	26
Evans, Will	1	12	12.0	0	12
Total	33	721	21.8	0	67
Opponents	67	1151	17.2	0	81

Fumble Returns	no.	yds	avg	td	lg
Hagan, Javon	1	34	34.0	0	34
Total	1	34	34.0	0	34
Opponents	3	66	22.0	2	40

The Automated ScoreBook
Ohio Overall Individual Statistics (as of Nov 25, 2017)
All games

Scoring	td	fg	PAT				dpx	saf	pts
			kick	rush	rcv	pass			
Rourke, Nathan	22	-	-	-	-	-	-	132	
Zervos, Louie	-	15-18	56-57	-	-	-	-	101	
Ouellette, A.J.	8	-	-	-	-	-	-	48	
Brown, Dorian	7	-	-	-	-	-	-	42	
Cope, Brendan	4	-	-	-	-	-	-	24	
Ross, Julian	3	-	-	-	-	-	-	18	
Odom, Cameron	3	-	-	-	-	-	-	18	
Meyer, Andrew	2	-	-	-	-	0-1	-	12	
Wears, Dylan	2	-	-	-	-	-	-	12	
White, Papi	2	-	-	-	-	-	-	12	
Morgan, Mason	2	-	-	-	-	-	-	12	
Ellis, Bradd	2	-	-	-	-	-	-	12	
Mangen, Troy	2	-	-	-	-	-	-	12	
Marhefka, Jerri	1	-	-	-	-	-	-	6	
TEAM	-	-	-	0-1	-	-	-	4	
Hale, Jake	-	-	-	-	1	-	-	2	
Farkas, Michael	-	-	-	-	-	1-1	-	0	
Total	60	15-18	56-57	0-1	1	1-2	-	467	
Opponents	38	15-15	32-34	-	1	1-3	-	309	

Total Offense	g	plays	rush	pass	total	avg/g
Rourke, Nathan	12	408	882	2018	2900	241.7
Ouellette, A.J.	12	184	980	0	980	81.7
Brown, Dorian	11	99	605	0	605	55.0
Maxwell, Quinto	6	32	4	220	224	37.3
Ross, Julian	7	54	211	0	211	30.1
Burroughs, Davi	10	19	169	0	169	16.9
Wears, Dylan	11	10	51	0	51	4.6
White, Papi	8	3	38	0	38	4.8
Farkas, Michael	12	1	16	0	16	1.3
Fox, Jalen	12	1	5	0	5	0.4
Knock, DL	11	1	1	0	1	0.1
Cope, Brendan	10	2	-2	3	1	0.1
Meyer, Andrew	11	1	-1	0	-1	-0.1
TEAM	7	6	-29	0	-29	-4.1
Total	12	821	2930	2241	5171	430.9
Opponents	12	842	1337	3141	4478	373.2

Field Goals	fg	pct.	01-19	20-29	30-39	40-49	50-99	lg	blk
Zervos, Louie	15-18	83.3	1-1	2-2	4-4	8-9	0-2	46	1

FG Sequence	Ohio	Opponents
HAMPTON	(38)	-
Purdue	-	(36),(22),(38)
Kansas	(41),(46)	(34)
Eastern Michigan	(41),(44),47	(41),(31)
Massachusetts	(25),(23),(34)	(24),(35)
Central Michigan	50	-
Bowling Green	-	(42),(34),(32)
KENT	(34),(43)	(33)
MIAMI	51,(36)	-
TOLEDO	(44)	(38)
Akron	(19),(46)	(19)
Buffalo	(44)	(49)

Punting	no.	yds	avg	lg	tb	fc	i20	50+	blk
Farkas, Michael	54	2179	40.4	57	2	20	20	4	0
Total	54	2179	40.4	57	2	20	20	4	0
Opponents	71	2721	38.3	60	4	21	26	11	2

Kickoffs	no.	yds	avg	tb	ob	retn	net	ydln
Farkas, Michael	86	5046	58.7	19	0			
Total	86	5046	58.7	19	0	17.2	39.8	25
Opponents	62	3597	58.0	23	1	21.8	37.1	27

Numbers in (parentheses) indicate field goal was made.

The Automated ScoreBook
Ohio Overall Individual Statistics (as of Nov 25, 2017)
All games

<u>All Purpose</u>	<u>g</u>	<u>rush</u>	<u>rcv</u>	<u>pr</u>	<u>kr</u>	<u>ir</u>	<u>total</u>	<u>avg/g</u>
Ouellette, A.J.	12	980	84	0	0	0	1064	88.7
Brown, Dorian	11	605	16	0	281	0	902	82.0
Rourke, Nathan	12	882	3	0	0	0	885	73.8
White, Papi	8	38	525	48	0	0	611	76.4
Cope, Brendan	10	-2	494	0	0	0	492	49.2
Meyer, Andrew	11	-1	433	0	20	0	452	41.1
Ross, Julian	7	211	13	0	186	0	410	58.6
Odom, Cameron	11	0	308	0	0	0	308	28.0
Burroughs, Davi	10	169	11	0	47	0	227	22.7
Mangen, Troy	12	0	115	0	0	0	115	9.6
Marhefka, Jerri	7	0	107	0	0	0	107	15.3
Nelson, Kylan	12	0	0	21	86	0	107	8.9
Morgan, Mason	10	0	80	0	26	0	106	10.6
Knock, DL	11	1	23	17	26	0	67	6.1
Wears, Dylan	11	51	0	11	0	0	62	5.6
Ellis, Bradd	12	0	0	0	0	61	61	5.1
Moore, Chad	11	0	0	0	0	46	46	4.2
Fox, Jalen	12	5	0	0	0	38	43	3.6
Long Jr., Bryan	6	0	23	0	11	0	34	5.7
Conrad, Austin	12	0	0	0	26	0	26	2.2
Farkas, Michael	12	16	0	0	0	0	16	1.3
Gullett, Tyler	12	0	0	13	0	0	13	1.1
Evans, Will	11	0	0	0	12	0	12	1.1
Seymour, Matt	5	0	6	0	0	0	6	1.2
Maxwell, Quinto	6	4	0	0	0	0	4	0.7
TEAM	7	-29	0	0	0	0	-29	-4.1
Total	12	2930	2241	110	721	145	6147	512.2
Opponents	12	1337	3141	100	1151	123	5852	487.7

The Automated ScoreBook
Ohio Overall Defensive Statistics (as of Nov 25, 2017)
All games

#	Defensive Leaders	gp	Tackles				tfl/yds	Sacks no-yds	Pass defense			Fumbles		blkd	
			ua	a	tot				int-yds	brup	qbh	rcv-yds	ff	kick	saf
32	Poling, Quentin	12	47	55	102	12.5-59	5.5-46	.	4	5	2-0	3	.	.	
2	Hagan, Javon	12	39	37	76	0.5-0	.	1-0	5	2	1-34	.	.	.	
38	Moore, Chad	11	37	37	74	4.5-15	1.0-6	3-46	4	1	.	2	.	.	
47	Croutch, Evan	11	35	27	62	6.0-12	2.5-5	.	2	3	.	1	.	.	
3D	Ellis, Bradd	12	39	17	56	2.0-3	.	2-61	18	1	1-0	1	.	.	
23	Nelson, Kylan	12	26	25	51	3.0-5	.	.	8	.	1-0	.	.	.	
21	Fox, Jalen	12	24	15	39	1.0-6	1.0-6	2-38	9	
96	Robbins, Kevin	11	17	13	30	6.0-19	0.5-5	.	1	4	
90	Smart, Trent	12	14	16	30	4.0-22	3.0-19	.	1	2	
54	Porter, Tony	12	11	17	28	2.5-15	2.5-15	.	2	4	
25	Gullett, Tyler	12	16	10	26	.	.	.	3	.	.	.	1	.	
31	Cunningham, Gra	11	15	10	25	0.5-1	1	.	.	
92	Aloese, Cleon	12	13	12	25	5.0-18	2.0-11	.	2	
48	Payne, Andrew	11	7	13	20	4.5-17	3.0-16	.	.	1	1-0	.	.	.	
97	Berger, Kent	11	9	10	19	4.0-18	2.0-9	.	.	4	
35	Conner, Dylan	11	9	8	17	1.5-8	0.5-4	1-0	
22	Brooks, Marlin	6	10	6	16	0.5-1	.	.	1	
40	Grilliot, Cody	8	7	7	14	1.0-5	1	.	.	
34	Popp, Eric	12	4	10	14	1.0-3	0.5-2	
51	Evans, Will	11	5	8	13	2.5-9	1.5-7	.	.	1	
91	Shallman, Wyatt	5	4	9	13	2.0-7	1.0-5	.	1	
36	Clack, Austin	11	4	9	13	1.5-4	
84	Conrad, Austin	12	5	6	11	2.0-5	0.5-4	.	.	1	
19	Knock, DL	11	5	6	11	
98	Chukwu, Chukwud	10	6	3	9	1.0-5	1-0	1	.	.	
4D	Hudson, Jamal	8	3	5	8	.	.	.	4	
41	Motley, Ilyaas	10	3	5	8	
99	Arp, Brian	9	4	3	7	1.5-7	1.0-5	.	1	
15	Brunson, Marcus	11	2	5	7	
49	Dorsa, Jared	12	1	6	7	0.5-1	
1A	Hampton, Jarren	9	2	3	5	
26	Wears, Dylan	11	2	3	5	1	.	
55	McKnight, Sam	3	1	1	2	1.0-6	
42	Motley, Xavior	5	1	.	1	
46	Koons, Jacob	3	.	1	1	
18	Harris, Keevon	4	.	1	1	
14	Gunnels, Camero	11	1	.	1	
16	Davis, Markel	5	.	1	1	
1C	Key, Keith	3	1	.	1	
5	Farkas, Michael	12	1	.	1	
87	Long Jr., Bryan	6	1	.	1	
63	Anderson, Joe	11	1	.	1	
3	Odom, Cameron	11	1	.	1	
10	Ross, Julian	7	.	1	1	
60	Pleasants, Aust	10	1	.	1	
58	Davis, Marshal	2	.	1	1	
12	Rourke, Nathan	12	1	.	1	
45	Ouellette, A.J.	12	1	.	1	
30	Hale, Jake	11	1-0	.	.	.	
TM	TEAM	7	2	
	Total	12	436	422	858	72-271	28-165	9-145	66	29	8-34	10	2	2	
	Opponents	12	409	464	873	70-207	16-93	9-123	48	27	12-66	12	1	1	

The Automated ScoreBook

Ohio Team Game-by-Game (as of Nov 25, 2017)

All games

TEAM STATISTICS

Date	Opponent	Rushing				Receiving				Passing				Kick Returns				Punt Returns				tot	
		no.	yds	td	lg	no.	yds	td	lg	cmp-att-int	yds	td	lg	no.	yds	td	lg	no.	yds	td	lg	off	
Sep 02	HAMPTON	53	248	7	21	13	172	1	48	13-19-1	172	1	48	2	38	0	21	4	19	0	20	420	
Sep 08	at Purdue	38	173	2	24	17	223	1	28	17-29-0	223	1	28	2	32	0	16	1	18	0	18	396	
Sep 16	KANSAS	42	196	2	63	16	254	3	58	16-22-1	254	3	58	2	29	0	17	1	5	0	5	450	
Sep 23	at Eastern Michigan	46	171	0	30	19	197	2	42	19-31-0	197	2	42	2	47	0	30	0	0	0	0	368	
09/30/17	at Massachusetts	40	298	5	60	13	181	2	48	13-24-0	181	2	48	6	183	0	67	1	2	0	2	479	
Oct 07	CENTRAL MICHIGAN	39	190	3	30	17	160	0	20	17-31-1	160	0	20	3	43	0	17	1	13	0	0	350	
Oct 14	at Bowling Green	43	335	5	75	7	105	1	40	7-22-2	105	1	40	2	25	0	13	1	2	0	2	440	
Oct 21	KENT	43	336	4	60	9	138	2	49	9-20-0	138	2	49	1	22	0	22	5	30	0	12	474	
Oct 31	MIAMI	36	149	3	21	21	294	3	40	21-33-0	294	3	40	3	70	0	26	2	4	0	7	443	
Nov 08	TOLEDO	56	393	4	62	7	139	1	58	7-15-1	139	1	58	3	87	0	33	0	0	0	0	532	
Nov 14	at Akron	43	282	3	68	10	113	1	27	10-23-2	113	1	27	5	122	0	36	2	15	0	4	395	
Nov 24	at Buffalo	43	159	2	23	15	265	1	57	15-30-1	265	1	57	2	23	0	14	1	2	0	2	424	
Ohio		522	2930	40	75	164	2241	18	58	164-299-9	2241	18	58	33	721	0	67	19	110	0	20	5171	
		391	1337	11	56	256	3141	25	71	256-451-9	3141	25	71	67	1151	0	81	17	100	0	39	4478	

Games: 12 • Avg/rush: 5.6 • Avg/catch: 13.7 • Pass effic: 131.65 • KR avg: 21.8 • PR avg: 5.8 • All purpose avg/game: 512.2 • Total offense avg/gm: 430.9

Date	Opponent	Tackles				Sacks	Fumble		Pass Defense			blkd	PAT Attempts			off		
		ua	a	total	tfl-yds		no-yds	ff	fr-yds	int-yds	qbh		brup	kick	kick	rush	rcv	saf
Sep 02	HAMPTON	30	30	60	10.0-35	3.0-13	1	2-0	0-0	3	7	0	6-7	0	0	1	14	59
Sep 08	at Purdue	46	14	60	3.0-7	1.0-3	0	0-0	0-0	0	1	0	3-3	0	0	0	0	21
Sep 16	KANSAS	38	44	82	9.0-40	5.0-30	1	0-0	1-13	2	8	0	4-4	0	1	0	7	42
Sep 23	at Eastern Michigan	36	34	70	4.0-24	2.0-15	1	0-0	1-46	6	6	0	3-3	0	0	0	7	27
09/30/17	at Massachusetts	40	52	92	4.0-14	2.0-12	0	1-0	1-33	0	7	0	7-7	0	0	0	10	58
Oct 07	CENTRAL MICHIGAN	25	58	83	8.0-24	2.0-10	0	0-0	1-11	0	3	1	3-3	0	0	1	0	23
Oct 14	at Bowling Green	48	30	78	9.0-21	2.0-13	2	2-0	2-15	5	4	0	6-6	0	0	0	21	48
Oct 21	KENT	40	26	66	8.0-33	4.0-19	2	1-0	1-2	1	5	0	6-6	0	0	0	14	48
Oct 31	MIAMI	26	54	80	5.0-11	1.0-5	0	0-0	2-25	7	12	0	6-6	0	0	0	14	45
Nov 08	TOLEDO	31	36	67	6.0-37	4.0-31	3	2-34	0-0	4	6	0	5-5	0	0	0	3	38
Nov 14	at Akron	36	32	68	4.0-11	0.0-0	0	0-0	0-0	0	5	1	4-4	0	0	0	0	34
Nov 24	at Buffalo	40	12	52	2.0-14	2.0-14	0	0-0	0-0	1	2	0	3-3	0	0	0	0	24
Ohio		436	422	858	72.0-271	28.0-165	10	8-34	9-145	29	66	2	56-57	0	1	2	90	467
		409	464	873	70.0-207	16.0-93	12	12-66	9-123	27	48	1	32-34	0	1	1	58	309

Date	Opponent	Punting										Field Goals			Kickoffs				
		no.	yds	avg	long	blkd	tb	fc	50+	l20	md-att	long	blkd	no.	yds	avg	tb	ob	
Sep 02	HAMPTON	3	120	40.0	52	0	0	0	1	3	1-1	38	0	10	620	62.0	1	0	
Sep 08	at Purdue	5	189	37.8	42	0	0	2	0	2	0-0	0	0	4	225	56.2	2	0	
Sep 16	KANSAS	2	94	47.0	48	0	0	1	0	2	2-2	46	0	8	497	62.1	2	0	
Sep 23	at Eastern Michigan	8	332	41.5	49	0	1	2	0	1	2-3	44	0	4	222	55.5	1	0	
09/30/17	at Massachusetts	2	82	41.0	45	0	0	1	0	0	3-3	34	0	12	665	55.4	3	0	
Oct 07	CENTRAL MICHIGAN	3	133	44.3	47	0	0	3	0	2	0-1	0	1	4	235	58.8	2	0	
Oct 14	at Bowling Green	8	324	40.5	57	0	0	2	1	2	0-0	0	0	8	497	62.1	4	0	
Oct 21	KENT	4	173	43.2	48	0	0	1	0	1	2-2	43	0	9	545	60.6	1	0	
Oct 31	MIAMI	7	253	36.1	42	0	1	4	0	4	1-2	36	0	8	483	60.4	1	0	
Nov 08	TOLEDO	2	94	47.0	50	0	0	0	1	1	1-1	44	0	7	385	55.0	0	0	
Nov 14	at Akron	4	154	38.5	44	0	0	3	0	0	2-2	46	0	7	396	56.6	1	0	
Nov 24	at Buffalo	6	231	38.5	51	0	0	1	1	2	1-1	44	0	5	276	55.2	1	0	
Ohio		54	2179	40.4	57	0	2	20	4	20	15-18	46	1	86	5046	58.7	19	0	
		71	2721	38.3	60	2	4	21	11	26	15-15	49	0	62	3597	58.0	23	1	

The Automated ScoreBook
Ohio Opponent Game-by-Game (as of Nov 25, 2017)
All games

OPPONENT STATISTICS

Date	Opponent	Rushing				Receiving				Passing				Kick Returns				Punt Returns				tot off
		no.	yds	td	lg	no.	yds	td	lg	cmp-att-int	yds	td	lg	no.	yds	td	lg	no.	yds	td	lg	
Sep 02	HAMPTON	32	47	0	21	6	61	0	27	6-24-0	61	0	27	9	130	0	22	1	-1	0	0	108
Sep 08	at Purdue	44	263	1	39	16	295	4	62	16-24-0	295	4	62	2	28	0	17	2	5	0	5	558
Sep 16	KANSAS	32	108	2	56	30	343	2	36	30-47-1	343	2	36	6	123	0	24	1	-3	0	0	451
Sep 23	at Eastern Michigan	27	45	1	13	29	305	1	34	29-49-1	305	1	34	3	43	0	25	4	10	0	8	350
09/30/17	at Massachusetts	37	147	1	24	33	403	5	30	33-58-1	403	5	30	9	183	0	81	1	10	0	10	550
Oct 07	CENTRAL MICHIGAN	31	68	1	12	25	249	2	25	25-35-1	249	2	25	2	48	0	34	0	0	0	0	317
Oct 14	at Bowling Green	47	229	2	32	17	192	1	69	17-43-2	192	1	69	4	39	0	19	2	26	0	26	421
Oct 21	KENT	37	102	0	14	7	64	0	36	7-17-1	64	0	36	8	114	0	32	2	10	0	8	166
Oct 31	MIAMI	23	98	1	22	28	350	3	34	28-51-2	350	3	34	7	137	0	27	0	0	0	0	448
Nov 08	TOLEDO	23	53	0	36	24	263	1	34	24-35-0	263	1	34	7	152	0	50	1	0	0	0	316
Nov 14	at Akron	32	121	1	21	22	322	4	71	22-38-0	322	4	71	6	90	0	22	1	2	0	0	443
Nov 24	at Buffalo	26	56	1	14	19	294	2	54	19-30-0	294	2	54	4	64	0	22	2	41	0	39	350
Opponents		391	1337	11	56	256	3141	25	71	256-451-9	3141	25	71	67	1151	0	81	17	100	0	39	4478
		522	2930	40	75	164	2241	18	58	164-299-9	2241	18	58	33	721	0	67	19	110	0	20	5171

Games: 12 • Avg/rush: 3.4 • Avg/catch: 12.3 • Pass effic: 129.57 • KR avg: 17.2 • PR avg: 5.9 • All purpose avg/game: 487.7 • Total offense avg/gm: 373.2

Date	Opponent	Tackles				Sacks		Fumble		Pass Defense			blkd	PAT Attempts			off					
		ua	a	total	tfl-yds	no-yds	ff	fr-yds	int-yds	qbh	brup	kick	kick	rush	rcv	saf	t/o	pts				
Sep 02	HAMPTON	31	55	86	7.0-14	0.0-0	0	0-0	1-0	0	1	0	0-0	0	0	0	0	0	0	0	0	0
Sep 08	at Purdue	38	22	60	3.0-11	1.0-7	2	2-0	0-0	0	4	0	5-5	0	0	0	0	0	10	44		
Sep 16	KANSAS	29	52	81	11.0-28	1.0-5	0	0-0	1-0	1	1	0	3-3	0	0	0	0	0	30			
Sep 23	at Eastern Michigan	44	38	82	7.0-30	4.0-22	2	2-46	0-0	10	5	0	2-2	0	0	0	0	3	20			
09/30/1	at Massachusetts	30	36	66	6.0-20	2.0-8	0	0-0	0-0	0	6	0	4-4	0	1	1	0	50				
Oct 07	CENTRAL MICHIGAN	31	46	77	6.0-17	2.0-10	3	3-0	1-45	3	5	1	2-3	0	0	0	7	26				
Oct 14	at Bowling Green	33	26	59	2.0-3	0.0-0	0	0-0	2-5	2	5	0	3-3	0	0	0	3	30				
Oct 21	KENT	39	19	58	9.0-38	3.0-21	1	1-0	0-0	0	6	0	0-0	0	0	0	0	3				
Oct 31	MIAMI	29	52	81	5.0-8	0.0-0	0	0-0	0-0	6	4	0	4-4	0	0	0	0	28				
Nov 08	TOLEDO	28	56	84	4.0-15	1.0-7	3	2-0	1-0	1	0	0	1-1	0	0	0	7	10				
Nov 14	at Akron	31	38	69	5.0-7	0.0-0	0	1-0	2-73	1	5	0	4-5	0	0	0	21	37				
Nov 24	at Buffalo	46	24	70	5.0-16	2.0-13	1	1-20	1-0	3	6	0	4-4	0	0	0	7	31				
Opponents		409	464	873	70.0-207	16.0-93	12	12-66	9-123	27	48	1	32-34	0	1	1	58	309				
		436	422	858	72.0-271	28.0-165	10	8-34	9-145	29	66	2	56-57	0	1	2	90	467				

Date	Opponent	Punting										Field Goals			Kickoffs				
		no.	yds	avg	long	blkd	tb	fc	50+	l20	md-att	long	blkd	no.	yds	avg	tb	ob	
Sep 02	HAMPTON	11	339	30.8	46	0	1	1	0	1	0-0	0	0	2	124	62.0	0	0	
Sep 08	at Purdue	3	150	50.0	53	0	0	2	2	2	3-3	38	0	9	585	65.0	7	0	
Sep 16	KANSAS	4	173	43.2	52	0	0	3	1	2	1-1	34	0	5	164	32.8	0	0	
Sep 23	at Eastern Michigan	8	342	42.8	56	0	0	2	2	4	2-2	41	0	4	227	56.8	1	0	
09/30/1	at Massachusetts	1	43	43.0	43	0	0	0	0	0	2-2	35	0	7	401	57.3	1	0	
Oct 07	CENTRAL MICHIGAN	5	141	28.2	50	1	0	2	1	1	0-0	0	0	5	274	54.8	2	0	
Oct 14	at Bowling Green	5	235	47.0	58	0	1	2	2	4	3-3	42	0	7	421	60.1	4	0	
Oct 21	KENT	10	415	41.5	60	0	0	2	2	3	1-1	33	0	2	128	64.0	1	0	
Oct 31	MIAMI	5	200	40.0	43	0	0	0	0	2	0-0	0	0	5	294	58.8	1	1	
Nov 08	TOLEDO	5	193	38.6	48	0	0	2	0	2	1-1	38	0	3	188	62.7	0	0	
Nov 14	at Akron	8	277	34.6	50	1	1	3	1	1	1-1	19	0	7	414	59.1	2	0	
Nov 24	at Buffalo	6	213	35.5	44	0	1	2	0	4	1-1	49	0	6	377	62.8	4	0	
Opponents		71	2721	38.3	60	2	4	21	11	26	15-15	49	0	62	3597	58.0	23	1	
		54	2179	40.4	57	0	2	20	4	20	15-18	46	1	86	5046	58.7	19	0	



FOOTBALL

2017 SEASON → Media Release (2017 Bowl Season)

Contact: Russell Anderson → rdanderson@c-usa.org →

STANDINGS

East Division	W-L	Pct.	H	A	Div.	Pts.	Opp.	W-L	Pct.	H	A	Pts	Opp.
x- Florida Atlantic	8-0	1.000	4-0	4-0	6-0	368	191	10-3	.769	6-1	4-2	518	315
FIU	5-3	.625	3-1	2-2	3-3	210	216	8-4	.667	5-1	3-3	330	342
Marshall	4-4	.500	2-2	2-2	4-2	206	147	7-5	.583	4-2	3-3	317	230
WKU	4-4	.500	2-2	2-2	3-3	226	233	6-6	.500	4-2	2-3	314	322
Middle Tennessee	4-4	.500	3-1	1-3	3-3	234	193	6-6	.500	4-2	2-4	297	291
Old Dominion	3-5	.375	2-2	1-3	2-4	177	265	5-7	.417	3-3	2-4	248	380
Charlotte	1-7	.125	1-3	0-4	0-6	125	251	1-11	.083	1-5	0-6	170	393

West Division	W-L	Pct.	H	A	Div.	Pts.	Opp.	W-L	Pct.	H	A	Pts	Opp.
y- North Texas	7-1	.875	4-0	3-1	6-0	293	251	9-3	.750	6-0	3-3	450	399
UAB	6-2	.750	4-0	2-2	5-1	249	175	8-4	.667	6-0	2-4	355	292
Southern Miss	6-2	.750	2-2	4-0	4-2	266	211	8-4	.667	3-3	5-1	366	276
Louisiana Tech	4-4	.500	1-3	2-2	3-3	180	185	6-6	.500	3-4	3-2	345	320
UTSA	3-5	.375	2-2	1-3	2-4	147	146	6-5	.545	3-2	3-3	259	187
Rice	1-7	.125	0-4	1-3	1-5	163	238	1-11	.083	0-5	1-6	195	429
UTEP	0-8	.000	0-4	0-4	0-6	83	246	0-12	.000	0-5	0-7	141	441

x - Conference Champion y - Division Champion

BOWL SCHEDULE

R+L CARRIERS NEW ORLEANS BOWL

(New Orleans, La.)
Saturday, December 16
North Texas vs. Troy (ESPN) 12 p.m.

AUTO NATION CURE BOWL (Orlando, Florida)
Saturday, December 16
WKU vs. Georgia State (CBSSN) 1:30 p.m.

GILDAN NEW MEXICO BOWL (Albuquerque, NM)
Saturday, December 16
Marshall vs. Colorado State (ESPN) 3:30 p.m.

RAYCOM CAMELLIA BOWL (Montgomery, Ala.)
Saturday, December 16
Middle Tennessee vs. Arkansas St. (ESPN) 7 p.m.

CHERIBUNDI TART CHERRY BOCA RATON BOWL (Boca Raton, Fla.)
Tuesday, December 19
Florida Atlantic vs. Akron (ESPN) 6 p.m.

FRISCO BOWL (Frisco, Texas)
Wednesday, December 20
Louisiana Tech vs. SMU (ESPN) 7 p.m.

BAD BOY MOWERS GASPARILLA BOWL (St. Petersburg, Fla.)
Thursday, December 21
FIU vs. Temple (ESPN) 7 p.m.

BAHAMAS BOWL (Nassau, Bahamas)
Friday, December 22
UAB vs. Ohio (ESPN) 11:30 a.m.

WALK-ON'S INDEPENDENCE BOWL (Shreveport, Louisiana)
Wednesday, December 27
Southern Miss vs. Florida St. (ESPN) 12:30 p.m.

C-USA CHAMPIONSHIP GAME

Dynacraft C-USA Football Championship

Florida Atlantic 41, North Texas 17

MVP: Kalib Woods, WR, Florida Atlantic



C-USA AWARDS

COACH OF THE YEAR

Bill Clark - UAB

MOST VALUABLE PLAYER

Devin Singletary - RB - Florida Atlantic

OFFENSIVE PLAYER OF THE YEAR

Mason Fine - QB - North Texas

DEFENSIVE PLAYER OF THE YEAR

Marcus Davenport- DE - UTSA

SPECIAL TEAMS PLAYER OF THE YEAR

Isaiah Harper - KR - Old Dominion

NEWCOMERS OF THE YEAR

Teddy Veal - WR - LA Tech
Jalen Guyton - WR - North Texas

FRESHMAN OF THE YEAR

Spencer Brown - RB - UAB



CONFERENCE USA ALL-CONFERENCE TEAMS**COACH OF THE YEAR**

Bill Clark - UAB

MOST VALUABLE PLAYER

Devin Singletary - RB - Florida Atlantic

OFFENSIVE PLAYER OF THE YEAR

Mason Fine - QB - North Texas

DEFENSIVE PLAYER OF THE YEAR

Marczus Davenport - DE - UTSA

SPECIAL TEAMS PLAYER OF THE YEAR

Isaiah Harper - KR - Old Dominion

NEWCOMERS OF THE YEAR

Teddy Veal - WR - LA Tech

Jalen Guyton - WR - North Texas

FRESHMAN OF THE YEAR

Spencer Brown - RB - UAB

FIRST TEAM ALL-C-USA**OFFENSE**

QB - Mason Fine, So., North Texas

RB - Devin Singletary, So., Florida Atlantic

RB - Ito Smith, Sr., Southern Miss

OL - Reggie Bain, R-Jr., Florida Atlantic

OL - Roman Fernandez, Sr., Florida Atlantic

OL - Antonyo Woods, Sr., Florida Atlantic

OL - Will Hernandez, Sr., UTEP

OL - Brandon Ray, R-Sr., WKU

TE - Ryan Yurachek, Sr., Marshall

WR - Thomas Owens, Sr., FIU

WR - Tyre Brady, R-Jr., Marshall

WR - Korey Robertson, Jr., Southern Miss

DEFENSE

DL - Jaylon Ferguson, Jr., Louisiana Tech

DL - Oshane Ximines, Jr., Old Dominion

DL - Brian Womac, Sr., Rice

DL - Marcus Davenport, Sr., UTSA

LB - Azeez Al-Shaair, Jr., Florida Atlantic

LB - Emmanuel Ellerbee, Sr., Rice

LB - Joel Iyiegbuniwe, Jr., WKU

DB - Jalen Young, Jr., Florida Atlantic

DB - Shelton Lewis, Jr., Florida Atlantic

DB - Secdrick Cooper, Sr., Louisiana Tech

DB - Darius Williams, R-Jr., UAB

SPECIAL TEAMS

K - Parker Shaunfield, Jr., Southern Miss

P - Kaare Vedvik, R-Sr., Marshall

KR - Isaiah Harper, Jr., Old Dominion

PR - Darrell Brown, So., Old Dominion

LS - Cameron Linck, GS, Louisiana Tech

SECOND TEAM ALL-C-USA**OFFENSE**

QB - Mike White, Gr-Sr., WKU

RB - Jeffery Wilson, Sr., North Texas

RB - Spencer Brown, Fr., UAB

OL - Jordan Budwig, Sr., FIU

OL - O'Shea Dugas, Jr., Louisiana Tech

OL - Levi Brown, R-So., Marshall

OL - Devin Fariior, Sr., Southern Miss

OL - Chris Schleuger, R-Sr., UAB

TE - Harrison Bryant, So., Florida Atlantic

WR - Teddy Veal, R-Jr., Louisiana Tech

WR - Ty Lee, So., Middle Tennessee

WR - Jalen Guyton, R-So., North Texas

DEFENSE

DL - Fermin Silva, Jr., FIU

DL - Ryan Bee, Sr., Marshall

DL - Xavier Thigpen, Sr., Southern Miss

DL - Kevin Strong Jr, Jr., UTSA

LB - Anthony Wint, Sr., FIU

LB - Chase Hancock, R-Jr., Marshall

LB - Khalil Brooks, R-So., Middle Tennessee

DB - Brad Muhammad, Sr., FIU

DB - Amik Robertson, Fr., Louisiana Tech

DB - Malik Gant, R-So., Marshall

DB - Curtis Mikell, Sr., Southern Miss

SPECIAL TEAMS

K - Trevor Moore, Sr., North Texas

P - Jack Fox, Jr., Rice

KR - Keion Davis, R-Jr., Marshall

PR - Austin Trammell, Fr., Rice

LS - Matt Bayliss, Sr. UTSA

ALL-FRESHMAN TEAM**OFFENSE**

QB - Steven Williams, Old Dominion

RB - Tyler King, Marshall

RB - Spencer Brown, UAB

OL - Tarik Adams, Marshall

OL - Kody Russey, Louisiana Tech

OL - Isaac Weaver, Old Dominion

OL - Arvin Fletcher, Southern Miss

OL - Tyler Witt, WKU

TE - Jordan Myers, Rice

WR - Willie Wright, Florida Atlantic

WR - Aaron Cephus, Rice

DEFENSE

DL - Leighton McCarthy, Florida Atlantic

DL - Jordan Ferguson, Middle Tennessee

DL - Jacques Turner, Southern Miss

DL - Trace Mascorro, UTEP

DL - Jaylon Haynes, UTSA

LB - Joe Ozougwu, North Texas

LB - Jordan Young, Old Dominion

LB - Racheem Boothe, Southern Miss

DB - Amik Robertson, Louisiana Tech

DB - Reed Blankenship, Middle Tennessee

DB - Joe Joe Headen, Old Dominion

DB - Devon Key, WKU

SPECIAL TEAMS

K - Jared Sackett, UTSA

P - Zac Everett, Southern Miss

KR - Bryce Singleton, FIU

PR - Austin Trammell, Rice

LS - Ben Reeder, WKU



FOOTBALL

2017 SEASON → Media Release (2017 Bowl Season)

Contact: Russell Anderson → rdanderson@c-usa.org →

C-USA BOWL INFORMATION

C-USA SENDING RECORD NINE TEAMS TO BOWLS

Conference USA will send a record nine schools to play in bowl games this holiday season. C-USA Champion Florida Atlantic leads the nine teams, joined in the postseason by West Champion North Texas, FIU, Louisiana Tech, Marshall, Middle Tennessee, Southern Miss, UAB and WKU.

Florida Atlantic enters postseason play on a nine-game winning streak when its represents C-USA in the Cheribundi Tart Cherry Boca Raton Bowl. The Owls will face MAC East Champion Akron in the fourth annual game, which kicks off on Tuesday, Dec. 19 at 7 p.m. EST/6 p.m. CST on ESPN. This will be the third bowl appearance for FAU and the first since the 2008 Motor City Bowl. The Owls are 10-3 on the season, marking a win increase of seven games from last season, the second-largest improvement in the FBS.

North Texas will be making back-to-back bowl appearances for the first time since making four straight trips to the New Orleans Bowl from 2001-04 and the Mean Green will be returning to the Crescent City this year. North Texas will face Sun Belt Conference co-champion Troy in the R+L Carriers New Orleans Bowl on Saturday, Dec. 16 at 1 p.m. EST/12 p.m. CST on ESPN. The 9-4 Mean Green have increased their win total by four games from last season.

FIU will complete its turnaround season under first-year head coach Butch Davis with an appearance in the Bad Boy Mowers Gasparilla Bowl on Thursday, Dec. 21 (7 p.m. EST/6 pm. CST). This will be the third bowl trip in Panthers history and the first since 2011, when it also played in the St. Petersburg Bowl (then known as the Beef O' Brady's Bowl). FIU will face American Athletic Conference member Temple in the game.

Louisiana Tech will be in a bowl for the fourth straight season when it participates in the DXL Frisco Bowl on Wednesday, Dec. 20 at 8 p.m. EST/7 p.m. CST on ESPN). The Bulldogs will face SMU in the Dallas-area game, just the fifth all-time meeting between the schools that are located four hours apart.

After a one-year absence, Marshall will return to postseason play when it faces Colorado State in the Gildan New Mexico Bowl on Saturday, Dec. 16 at 4:30 p.m. EST/3:30 p.m. CST on ESPN. The Thundering Herd are 10-2 all-time in bowl games and this will be their first trip to Albuquerque for the New Mexico Bowl.

Middle Tennessee will participate in the Raycom Camellia Bowl on Saturday, Dec. 16, marking the seventh bowl game of the FBS era for the Blue Raiders. The Blue Raiders will play Arkansas State at 8 p.m. EST/7 p.m. CST from the Cramton Bowl in Montgomery, Alabama. The game will air nationally on ESPN as Middle Tennessee makes a third straight bowl for the first time in program history.

Southern Miss will make its third consecutive bowl appearance and the 25th in program history when plays in the Walk-On's Independence Bowl in Shreveport, Louisiana on Wednesday, Dec. 27 at 1:30 p.m. EST/12:30 p.m. CST. The Golden Eagles will face Florida State in the game, the 23rd meeting between the teams, as Southern Miss makes its third Independence Bowl appearance all-time and first since 1988.

Capping off its historic 2017 season, UAB will represent Conference USA and play Ohio University in the 2017 Bahamas Bowl on Friday, Dec. 22 at Nassau's Thomas A. Robinson National Stadium. Kickoff is set for 12:30 p.m./11:30 a.m. CST and the contest will be televised on ESPN. This will be the second bowl appearance for the Blazers in their program history.

WKU will play in a bowl game for the fourth consecutive season as the Hilltoppers participate in the AutoNation Cure Bowl bowl on Saturday, Dec. 16 at 2:30 p.m. EST/1:30 p.m. CST. WKU will face Georgia State in the third annual game, which is played in Orlando, Florida and televised by CBS Sports Network.

C-USA BOWL HISTORY

FIU BOWL HISTORY (1-1)

Year	Bowl	Result
2017	Gasparilla	Marshall vs. Temple
2011	Beef 'O' Brady's	Marshall 20, FIU 10
2010	Little Caesars	FIU 34, Toledo 32

FLORIDA ATLANTIC BOWL HISTORY (2-0)

Year	Bowl	Result
2017	Boca Raton	Florida Atlantic vs. Akron
2008	Little Caesars	Florida Atlantic 24, Central Michigan 21
2007	New Orleans	Florida Atlantic 44, Memphis 27

LOUISIANA TECH BOWL HISTORY (5-3-1)

Year	Bowl	Result
2017	DXL Frisco	Louisiana Tech vs. SMU
2016	Armed Forces	Louisiana Tech 48, Navy 45
2015	New Orleans	Louisiana Tech 47, Arkansas State 28
2014	Heart of Dallas	Louisiana Tech 35, Illinois 18
2011	Poinsettia	TCU 31, Louisiana Tech 24
2008	Independence	Louisiana Tech 17, Northern Illinois 10
2001	Humanitarian	Clemson 49, Louisiana Tech 24
1990	Independence	Louisiana Tech 34, Maryland 34
1978	Independence	East Carolina 35, Louisiana Tech 13
1977	Independence	Louisiana Tech 24, Louisiana 14

MARSHALL BOWL HISTORY (10-2-0)

Year	Bowl	Result
2017	New Mexico	Marshall vs. Colorado State
2015	St. Petersburg	Marshall 16, Connecticut 10
2014	Boca Raton	Marshall 52, Northern Illinois 23
2013	Military	Marshall 31, Maryland 20
2011	Beef 'O' Brady's	Marshall 20, FIU 10
2009	Little Caesars	Marshall 21, Ohio 17
2004	Fort Worth	Cincinnati 32, Marshall 14
2002	GMAC	Marshall 38, Louisville 15
2001	GMAC	Marshall 64, East Carolina 61 (2ot)
2000	Motor City	Marshall 25, Cincinnati 14
1999	Motor City	Marshall 21, BYU 3
1998	Motor City	Marshall 48, Louisville 29
1997	Motor City	Mississippi 34, Marshall 31

MIDDLE TENNESSEE BOWL HISTORY (2-7)

Year	Bowl	Result
2017	Camellia	Middle Tennessee vs. Arkansas State
2016	Hawai'i	Hawai'i 52, Middle Tennessee 35
2015	Bahamas	Western Mich. 45, Middle Tennessee 31
2013	Military	Navy 24, Middle Tennessee 6
2010	GoDaddy.com	Miami (Ohio) 35, Middle Tennessee 21
2009	New Orleans	Middle Tennessee 42, Southern Miss 32
2006	Motor City	Central Michigan 31, Middle Tennessee 14
1961	Tangerine	Lamar 21, Middle Tennessee 14
1959	Tangerine	Middle Tennessee 21, Presbyterian 12
1956	Refrigerator	Sam Houston St. 27, Middle Tennessee 13

NORTH TEXAS BOWL HISTORY (2-6)

Year	Bowl	Result
2017	New Orleans	North Texas vs. Troy
2016	Heart of Dallas	Army 38, North Texas 31 (ot)
2013	Heart of Dallas	North Texas 36, UNLV 14
2004	New Orleans	Southern Miss 31, North Texas 10
2003	New Orleans	Memphis 27, North Texas 17
2002	New Orleans	North Texas 24, Cincinnati 19
2001	New Orleans	Colorado State 45, North Texas 20
1959	Sun	New Mexico State 28, North Texas 8
1956	Salad	Nevada 13, North Texas 6





FOOTBALL

2017 SEASON → Media Release (2017 Bowl Season)

Contact: Russell Anderson → rdanderson@c-usa.org →

BOWL CAPSULES

C-USA BOWL HISTORY

SOUTHERN MISS BOWL HISTORY (11-13)

Year	Bowl	Result
2017	Independence	Southern Miss vs. Florida State
2016	New Orleans	Southern Miss 28, UL-Lafayette 21
2015	Heart of Dallas	Washington 44, Southern Miss 31
2011	Hawai'i	Southern Miss 24, Nevada 17
2010	Beef 'O' Brady's	Louisville 31, Southern Miss 28
2009	New Orleans	Middle Tennessee 42, Southern Miss 32
2008	New Orleans	Southern Miss 30, Troy 27 (ot)
2007	Papajohns.com	Cincinnati 31, Southern Miss 21
2006	GMAC	Southern Miss 28, Ohio 7
2005	New Orleans	Southern Miss 31, Arkansas State 19
2004	New Orleans	Southern Miss 31, North Texas 10
2003	AXA Liberty	Utah 17, Southern Miss 0
2002	Houston Oklahoma	State 33, Southern Miss 23
2000	Mobile Alabama	Southern Miss 28, TCU 21
1999	AXA Liberty	Southern Miss 23, Colorado State 17
1998	Humanitarian	Idaho 42, Southern Miss 35
1997	AXA Liberty	Southern Miss 41, Pittsburgh 7
1990	All-American	N.C. State 31, Southern Miss 27
1988	Independence	Southern Miss 38, UTEP 18
1981	Tangerine	Missouri 19, Southern Miss 17
1980	Independence	Southern Miss 16, McNeese State 14
1958	Tangerine	East Texas State 10, Southern Miss 9
1957	Tangerine	West Texas State 20, Southern Miss 13
1954	Sun	Pacific 26, Southern Miss 7
1953	Sun	UTEP 37, Southern Miss 14

UAB BOWL HISTORY (0-1)

Year	Bowl	Result
2017	Bahamas	UAB vs. Ohio
204	Sheraton Hawaii	Hawai'i 59, UAB 40

WKU BOWL HISTORY (3-1)

Year	Bowl	Result
2017	AutoNation Cure	WKU vs. Georgia State
2016	Boca Raton	WKU 51, Memphis 31
2015	Miami Beach	WKU 45, South Florida 35
2014	Popeyes Bahamas	WKU 49, Central Michigan 48
2012	Little Caesars	Central Michigan 24, WKU 21

R+L CARRIERS NEW ORLEANS BOWL

NORTH TEXAS vs. TROY

Saturday, Dec. 16 New Orleans, Louisiana
 12 p.m. (CST) Mercedes-Benz Superdome (73,208)
 All-Time Series: Troy leads 8-2
 Last Meeting: Troy 14, at North Texas 7 (Sept. 22, 2011)
 Television: ESPN
 Announcers: Jason Benetti (PxP), Kelly Stouffer (AN), Kris Budden (SL)

North Texas (9-4, 7-1 in C-USA)

Website: www.meangreensports.com
 Head Coach: Seth Litrell (2nd year, all at NT)
 Leading Passer: Mason Fine (294-of-457, 3,749 yds. 28 TD)
 Leading Rusher: Jeffery Wilson (188 att., 1,215 yds., 16 TD)
 Leading Receiver: Jalen Guyton (48 rec., 764 yds., 8 TD)
 Leading Tackler: E.J. Eliya (100 tackles)
 Offensive Yards PG: 467.0
 Defensive Yards PG: 431.2
 Last Bowl Appearance: 2016 Heart of Dallas (Army 38, NT 31 - ot)
 All-Time Bowl Record: 2-6

Troy (10-2, 7-1 in Sun Belt)

Website: www.troytrojans.com
 Head Coach: Neal Brown (3rd year, all at Troy)
 Leading Passer: Brandon Silvers (259-of-412, 2,985 yds. 13 TD)
 Leading Rusher: Jordan Chunn (154 att., 774 yds., 10 TD)
 Leading Receiver: Deondre Douglas (48 rec., 628 yds., 4 TD)
 Leading Tackler: Tron Folsom (77 tackles)
 Offense Yards Per Game: 417.2
 Defensive Yards Per Game: 340.1
 Last Bowl Appearance: 2016 Dollar General (Troy 28, Ohio 23)
 All-Time Bowl Record: 3-3

GILDAN NEW MEXICO BOWL

MARSHALL vs. COLORADO STATE

Saturday, Dec. 16 Albuquerque, New Mexico
 2:30 p.m. (MST) Dreamstyle Stadium (37,792)
 All-Time Series: First Meeting
 Television: ESPN
 Announcers: Anish Schroff (PxP), Ahmad Brooks (AN), Roddy Jones (SL)

Marshall (7-5, 4-4 in C-USA)

Website: www.herdzone.com
 Head Coach: Doc Holliday (8th year, all at MU)
 Leading Passer: Chase Litton (249-of-411, 2,853 yds., 23 TD)
 Leading Rusher: Tyler King (152 att., 714 yds., 6 TD)
 Leading Receiver: Tyre Brady (56 rec., 777 yds., 7 TD)
 Leading Tackler: Chase Hancock (120 tackles)
 Offensive Yards PG: 369.8
 Defensive Yards PG: 337.7
 Last Bowl Appearance: 2015 St. Petersburg (Marshall 16, UConn 10)
 All-Time Bowl Record: 0-0

Colorado State (7-5, 5-3 in Mountain West)

Website: www.csurams.com
 Head Coach: Mike Bobo (3rd year, all at CSU)
 Leading Passer: Nick Stevens (259-of-407, 3,479 yds., 26 TD)
 Leading Rusher: Dalyn Dawkins (216 att., 1,349 yds., 8 TD)
 Leading Receiver: Michael Gallup (94 rec., 1,345 yds., 7 TD)
 Leading Tackler: Josh Walton (103 tackles)
 Offensive Yards PG: 501.0
 Defensive Yards PG: 425.8
 Last Bowl Appearance: 2016 Famous Idaho Potato (Idaho 61, CSU 50)
 All-Time Bowl Record: 6-10



BOWL CAPSULES**AUTO NATION CURE BOWL****WKU vs. GEORGIA STATE**

Saturday, Dec. 16 Orlando, Florida
2:30 p.m. (EST) Camping World Stadium (65,000)
All-Time Series: WKU leads 2-1
Last Meeting: WKU 44, at Georgia State 28 (Nov. 2, 2013)
Television: CBS Sports Network
Announcers: Carter Blackburn (PxP), Aaron Taylor (AN), Jenny Dell (SL)

WKU (6-6, 4-4 in C-USA)

Website: www.wkusports.com
Head Coach: Mike Sanford, Jr. (1st year at WKU)
Leading Passer: Mike White (342-of-521, 3,826 yds., 24 TD)
Leading Rusher: DeAndre Ferby (112 att., 362 yds., 3 TD)
Leading Receiver: Nacarius Fant (67 rec., 634 yds., 4 TD)
Leading Tackler: Joel Iyiebuniwe (104 tackles)
Offensive Yards PG: 399.8
Defensive Yards PG: 373.7
Last Bowl Appearance: 2016 Boca Raton (WKU 51, Memphis 31)
All-Time Bowl Record: 3-1

Georgia State (6-5, 5-3 in Sun Belt)

Website: www.georgiastatesports.com
Head Coach: Shawn Elliott (1st year at GSU)
Leading Passer: Connor Manning (239-of-375, 2,870 yds., 13 TD)
Leading Rusher: Glenn Smith (147 att., 526 yds., 3 TD)
Leading Receiver: Penny Hart (73 rec., 1,094 yds., 8 TD)
Leading Tackler: Trey Payne (61 tackles)
Offensive Yards PG: 385.6
Defensive Yards PG: 391.3
Last Bowl Appearance: 2015 AutoNation Cure (San Jose St. 27, GSU 16)
All-Time Bowl Record: 0-1

RAYCOM CAMELLIA BOWL**MIDDLE TENNESSEE vs. ARKANSAS STATE**

Saturday, Dec. 16 Montgomery, Alabama
7 p.m. (CST) Crampton Bowl (25,000)
All-Time Series: Middle Tennessee leads 9-5
Last Meeting: at Arkansas State 45, Middle Tennessee 0 (Dec. 1, 2012)
Television: ESPN
Announcers: Taylor Zarzour (PxP), Andre Ware (AN), Olivia Harlan (SL)

Middle Tennessee (6-6, 4-4 in C-USA)

Website: www.goblueraiders.com
Head Coach: Rick Stockstill (13th year, all at MT)
Leading Passer: Brent Stockstill (122-of-223, 1,698 yds., 19 TD)
Leading Rusher: Brad Anderson (89 att., 491 yds., 1 TD)
Leading Receiver: Ty Lee (74 rec., 916 yds., 5 TD)
Leading Tackler: Jovante Moffatt (95 tackles)
Offensive Yards PG: 396.8
Defensive Yards PG: 348.6
Last Bowl Appearance: 2016 Hawai'i (Hawaii 52, Middle Tennessee 35)
All-Time Bowl Record: 2-6

Arkansas State (7-4, 6-2 in Sun Belt)

Website: www.sstateredwolves.com
Head Coach: Blake Anderson (4th year, all at ASU)
Leading Passer: Justice Hansen (274-of-430, 3,630 yds., 34 TD)
Leading Rusher: Warren Wand (125 att., 669 yds., 6 TD)
Leading Receiver: Blake Mack (46 rec., 609 yds., 7 TD)
Leading Tackler: Kyle Wilson (85 tackles)
Offensive Yards PG: 497.7
Defensive Yards PG: 380.2
Last Bowl Appearance: 2016 Cure (Arkansas State 31, UCF 13)
All-Time Bowl Record: 3-4

CHERIBUNDI TART CHERRY BOCA RATON BOWL**FLORIDA ATLANTIC vs. AKRON**

Tuesday, Dec. 19 Boca Raton, Florida
7 p.m. (EST) FAU Stadium (29,500)
All-Time Series: First Meeting
Television: ESPN
Announcers: Steve Levy (PxP), Desmond Howard (AN), Paul Carcetera (SL)

Florida Atlantic (10-3, 8-0 in C-USA)

Website: www.fausports.com
Head Coach: Lane Kiffin (6th year, 1st at FAU)
Leading Passer: Jason Driskel (166-of-253, 1,977 yds., 13 TD)
Leading Rusher: Devin Singletary (275 att., 1,796 yds., 29 TD)
Leading Receiver: Willie Wright (49 rec., 586 yds., 4 TD)
Leading Tackler: Azeez Al-Shaair (134 tackles)
Offensive Yards PG: 491.9
Defensive Yards PG: 408.3
Last Bowl Appearance: 2008 Little Caesars (FAU 24, Central Mich. 21)
All-Time Bowl Record: 2-0

Akron (7-6, 6-2 in Mid-American)

Website: www.goziips.com
Head Coach: Terry Bowden (23rd year, 6th at Akron)
Leading Passer: Thomas Woodson (159-of-278, 1,777 yds., 14 TD)
Leading Rusher: Manny Morgan (99 att., 420 yds., 4 TD)
Leading Receiver: Kwadarrius Smith (34 rec., 726 yds., 7 TD)
Leading Tackler: U Gilbert (128 tackles)
Offensive Yards PG: 329.1
Defensive Yards PG: 432.2
Last Bowl Appearance: 2015 Idaho Potato (Akron 23, Utah St. 21)
All-Time Bowl Record: 1-1

DXL FRISCO BOWL**LOUISIANA TECH vs. SMU**

Wed., Dec. 20 Frisco, Texas
7 p.m. (CST) Toyota Stadium (22,000)
All-Time Series: Louisiana Tech leads 3-1
Last Meeting: Louisiana Tech 41, at SMU 10 (Oct. 16, 2004)
Television: ESPN
Announcers: Mike Couzens (PxP), John Congemi (AN), Kris Budden (SL)

Louisiana Tech (6-6, 4-4 in C-USA)

Website: www.latechsports.com
Head Coach: Skip Holtz (198th year, 5th at LA Tech)
Leading Passer: J'Mar Smith (214-of-386, 2,758 yds., 13 TD)
Leading Rusher: Boston Scott (163 att., 937 yds., 8 TD)
Leading Receiver: Teddy Veal (69 rec., 832 yds., 5 TD)
Leading Tackler: Secdrick Cooper (63 tackles)
Offensive Yards PG: 406.8
Defensive Yards PG: 393.2
Last Bowl Appearance: 2016 Armed Forces (LA Tech 48, Navy 45)
All-Time Bowl Record: 5-3-1

SMU (7-5, 4-4 in American)

Website: www.smumustangs.com
Interim Head Coach: Jeff Traylor (1st game)
Leading Passer: Ben Hicks (257-of-438, 3,442 yds., 32 TD)
Leading Rusher: Xavier Jones (170 att., 1,019 yds., 9 TD)
Leading Receiver: Trey Quinn (106 rec., 1,191 yds., 12 TD)
Leading Tackler: Mikial Onu (93 tackles)
Offensive Yards PG: 493.8
Defensive Yards PG: 486.7
Last Bowl Appearance: 2012 Hawai'i (SMU 43, Fresno State 10)
All-Time Bowl Record: 7-7-1



FOOTBALL

2017 SEASON → Media Release (2017 Bowl Season)

Contact: Russell Anderson → rdanderson@c-usa.org →

BOWL CAPSULES

BAD BOY MOWERS GASPARILLA BOWL

FIU vs. TEMPLE

Thursday, Dec. 21 St. Petersburg, Florida
8 p.m. (EST) Tropicana (37,792)
All-Time Series: First Meeting
Television: ESPN
Announcers: Anish Schroff (PxP), Mike Golic, Jr. (AN), Roddy Jones (SL)

FIU (6-6, 5-3 in C-USA)

Website: www.fiusports.com
Head Coach: Butch Davis (11th year, 1st at FIU)
Leading Passer: Alex McGough (231-of-354, 2,791 yds., 17 TD)
Leading Rusher: Alex Gardner (171 att., 765 yds., 6 TD)
Leading Receiver: Thomas Owens (59 rec., 887 yds., 6 TD)
Leading Tackler: Treyvon Williams (82 tackles)
Offensive Yards PG: 403.6
Defensive Yards PG: 416.6
Last Bowl Appearance: 2011 Beef O' Brady's (Marshall 20, FIU 10)
All-Time Bowl Record: 1-1

Temple (6-6, 4-4 in American)

Website: www.owlsports.com
Head Coach: Geoff Collins (1st year)
Leading Passer: Logan Marchi (136-of-223, 1,658 yds., 9 TD)
Leading Rusher: David Hood (116 att., 562 yds., 4 TD)
Leading Receiver: Adonis Jennings (39 rec., 691 yds., 7 TD)
Leading Tackler: Shaun Bradley (81 tackles)
Offensive Yards PG: 387.6
Defensive Yards PG: 391.1
Last Bowl Appearance: 2016 Military (Wake Forest 34, Temple 26)
All-Time Bowl Record: 2-4

BAHAMAS BOWL

UAB vs. OHIO

Friday, Dec. 22 Nassau, Bahamas
11:30 a.m. (EST) Thomas C. Robinson Stadium (15,000)
All-Time Series: First Meeting
Television: ESPN
Announcers: Steve Levy (PxP), Desmond Howard (AN), Laura Rutledge (SL)

UAB (8-4, 6-2 in C-USA)

Website: www.uabsports.com
Head Coach: Bill Clark (3rd year, 2nd at UAB)
Leading Passer: A.J. Erdely (181-of-293, 2,077 yds. 16 TD)
Leading Rusher: Spencer Brown (237 att., 1,292 yds., 10 TD)
Leading Receiver: Andre Wilson (48 rec., 619 yds., 6 TD)
Leading Tackler: Tevin Crews (95 tackles)
Offense Yards PG: 364.7
Defensive Yards PG: 357.8
Last Bowl Appearance: 2004 Hawaii (Hawaii 59, UAB 40)
All-Time Bowl Record: 0-1

Ohio (8-4, 5-3 in MAC)

Website: www.ohiobobcats.com
Head Coach: Frank Solich (19th year, 13th at Ohio)
Leading Passer: Nathan Rourke (149-of-274, 2,018 yds. 15 TD)
Leading Rusher: A.J. Oulette (184 att., 980 yds., 7 TD)
Leading Receiver: Brendan Cope (35 rec., 494 yds., 4 TD)
Offense Yards PG: 430.9
Defensive Yards PG: 428.3
Last Bowl Appearance: 2016 Dollar General (Troy 28, Ohio 23)
All-Time Bowl Record: 2-8

WALK-ON'S INDEPENDENCE BOWL

SOUTHERN MISS vs. FLORIDA STATE

Wed., Dec. 27 Shreveport, Louisiana
12:30 p.m. (CST) Independence Stadium (50,000)
All-Time Series: Florida State leads 13-8-1
Last Meeting: at Florida State 54, Southern Miss 14 (Nov. 16, 1996)
Television: ESPN
Announcers: Anish Schroff (PxP), Ahmad Brooks (AN), Roddy Jones (SL)

Southern Miss (8-4, 6-2 in C-USA)

Website: www.southernmiss.com
Head Coach: Jay Hopson (6th year, 2nd at USM)
Leading Passer: Kwadra Griggs (135-of-240, 1,793 yds., 15 TD)
Leading Rusher: Ito Smith (232 att., 1,323 yds., 13 TD)
Leading Receiver: Corey Robertson (72 rec., 1,070 yds., 11 TD)
Leading Tackler: Tarvarius Moore (73 tackles)
Offensive Yards PG: 476.3
Defensive Yards PG: 337.9
Last Bowl Appearance: 2016 New Orleans (USM 28, UL-Lafayette 21)
All-Time Bowl Record: 11-13

Florida State (6-6, 3-5 in ACC)

Website: www.seminoles.com
Interim Head Coach: Odell Haggins (2nd game)
Leading Passer: James Blackman (155-of-271, 1,997 yds., 15 TD)
Leading Rusher: Cam AKers (181 att., 930 yds., 7 TD)
Leading Receiver: Nyqwan Murray (40 rec., 604 yds., 4 TD)
Leading Tackler: Matthew Thomas (85 tackles)
Offensive Yards PG: 343.6
Defensive Yards PG: 337.0
Last Bowl Appearance: 2016 Orange (Florida State 33, Michigan 32)
All-Time Bowl Record: 27-16-2

C-USA BOWL NOTES

**Conference USA will send a record nine schools to play in bowl games this holiday season. The previous league record was seven last season. Only the ACC (10) will send more teams to bowls than C-USA.

**C-USA produced an all-time high of 10 bowl-eligible teams, matching the ACC for the highest total.

**Conference USA has posted five consecutive winning seasons in bowl play and the league is 22-11 (.667) over the past five years in bowl games.

**Only eight teams enter the 2017 bowl season with a bowl victory in each of the prior three seasons, and two of the eight are from Conference USA in Louisiana Tech and WKU. The others are Clemson, Georgia, Stanford, Utah, Virginia Tech and Wisconsin.

**Southern Miss will be making its league-high 25th bowl appearance and its first Independence Bowl trip since Brett Favre led the 1988 Golden Eagles to the game against eventual C-USA rival UTEP. Southern Miss, which has gone to bowls 13 times in the last 16 years, will be playing Florida State, the second power 5 opponent it has faced in the last three years.

**Two C-USA schools return to bowl games following a long absence. Florida Atlantic is in the postseason for the first time since 2008, while UAB is bowling for the first time since 2004.





Mid-American Conference 2017 Bowl Season Football Release



Football Contact: Ken Mather, Assistant Commissioner for Media & Public Relations (kmather@mac-sports.com)
Mid-American Conference, 24 Public Square, 15th Floor, Cleveland, Ohio 44113, 216-566-4622, www.getsomemaction.com

Become a fan of the Mid-American Conference on Facebook.
Follow the MAC On Twitter @MACSports, Snapchat (MACSports) and Instagram (MACSports)

MAC Standings

	Conference						Overall						
	W	L	Pct.	Stk	H	A	W	L	Pct.	Stk	H	A	N
WEST DIVISION													
!^*Toledo	7	1	.875	W2	4-0	3-1	11	2	.846	W3	6-0	4-2	1-0
*Northern Illinois	6	2	.750	L1	4-0	2-2	8	4	.667	L1	5-1	3-3	
*Central Michigan	6	2	.750	W5	2-2	4-0	8	4	.667	W5	3-2	5-2	
*Western Michigan	4	4	.500	L2	2-2	2-2	6	6	.500	L2	4-2	2-4	
Eastern Michigan	3	5	.375	W2	2-2	1-3	5	7	.417	W2	3-2	2-5	
Ball State	0	8	.000	L8	0-4	0-4	2	10	.167	L9	2-4	0-6	
EAST DIVISION													
#*Akron	6	2	.750	W2	4-0	2-2	7	6	.539	W2	5-1	2-4	0-1
*Ohio	5	3	.625	L2	3-1	2-2	8	4	.667	L2	5-1	3-3	
*Buffalo	4	4	.500	W3	2-2	2-2	6	6	.500	W3	4-2	2-4	
Miami	4	4	.500	W1	2-2	2-2	5	7	.417	W1	3-3	2-4	
Bowling Green	2	6	.250	L3	0-4	2-2	2	10	.167	L3	0-5	2-5	
Kent State	1	7	.125	L5	1-3	0-4	2	10	.167	L5	2-3	0-7	

! MAC Champion ^West Champion; #East Champion *Bowl Eligible

MID-AMERICAN CONFERENCE 2017 BOWL SCHEDULE

Dec. 19: Cheribundi Tart Cherry Boca Raton Bowl – Boca Raton, Fla.;

7:00 pm ET (ESPN); Akron (7-6, 6-2) vs. Florida Atlantic (10-3, 8-0, C-USA)

Note: Akron won the MAC East Division with a 7-6 overall record, 6-2 in the MAC and made its first trip to the Marathon MAC Championship Game in Detroit since 2005. Akron suffered a 45-28 loss to Toledo on Dec. 2nd in the 2017 Marathon MAC Football Championship Game. Six-year head coach Terry Bowden will be leading his Zips to the program's second bowl appearance in the last three seasons, which is a program best. Bowden led the Zips to the program's first-ever bowl win in 2015 with a 23-21 win over Utah State in the 2015 Famous Idaho Potato Bowl.

Dec. 22: Bahamas Bowl – Nassau, Bahamas 12:30 pm ET (ESPN)

Ohio (8-4, 5-3) vs. UAB (8-4, 6-2, Conference USA)

Note: Ohio ended the regular season second in the MAC East Division with a 5-3 league-record, 8-4 overall. Bobcats head coach Frank Solich is in his 13th year leading the Ohio football program and is the third-winningest head coach in MAC history with an 96-71 record at Ohio. Last season Ohio suffered a 28-23 loss to Troy in the Dollar General Bowl. The Bobcats have been bowl eligible in 11 of the 13 years under Solich and will be making their ninth bowl appearance during his coaching tenure. Ohio will be making its 11th bowl appearance in school history.

Dec. 22: Famous Idaho Potato Bowl – Boise, Ida. 4:00 pm ET (ESPN)

Central Michigan (8-4, 6-2) vs. Wyoming (7-5, 5-3, Mountain West)

Note: Central Michigan wrapped up the 2017 season on a five-game winning streak to finish 8-4 overall, 6-2 in the MAC West Division. Third-year head coach John Bonamego led the Chippewas this season to a non-conference win over Kansas. The program will be making its fourth consecutive bowl appearance, its fifth in the last six years and the ninth in the last 12 seasons.

Dec. 23: Dollar General Bowl – Mobile, Ala. 7:00 pm ET (ESPN)

Toledo (11-2, 7-1) vs. Appalachian State (8-4, 7-1, Sun Belt Conference)

Note: Toledo won the 2017 Marathon MAC Football Championship Game with a 45-28 win over Akron on Dec. 2, its first MAC Championship since 2004. Toledo completed the season with a 11-2 overall record, 7-1 in the MAC West. Second-year head coach Jason Candle led Toledo to another successful season and will be leading the Rockets to his third-bowl game. Toledo will be making its fourth consecutive bowl appearance and its seventh bowl game in the last eight years. Toledo will be making a MAC-best 17th bowl appearance (11-5 record).

Dec. 26: Quick Lane Bowl – Detroit, Mich. 5:15 pm ET (ESPN)

Northern Illinois (8-4, 6-2) vs. Duke (6-6, 3-5, Atlantic Coast Conference)

Note: Northern Illinois finished the 2017 season in second-place in the MAC West Division with a 6-2 league record, 8-4 overall. The Huskies return to the bowl season after missing a bowl appearance last year, which snapped a MAC record streak of eight consecutive bowl appearances (2008-15). Fifth year head coach Rod Carey and the Huskies defeated Nebraska from the Big Ten earlier this season. NIU is making its 12th bowl appearance (4-7 record in bowl games).

MAC Storylines

- Toledo won the 2017 Marathon MAC Football Championship Game with a 45-28 win over Akron on Dec. 2. The win was Toledo's first championship since 2004 and the 11th football title in program history. The Rockets have been a model of consistency in winning as Toledo has won at least nine games in six of the last seven years, and this year's record of 11-2 is the ninth time in Toledo history to win at least 10 games in a season.

- Five MAC programs received bowl invitations this 2017 bowl season -- Toledo (11-2), Akron (7-6), Ohio (8-4), Central Michigan (8-4) and Northern Illinois (8-4). The MAC record for bowl invitations in a single-season is seven in both the 2012 and 2015 bowl seasons.

- Toledo (Dollar General Bowl), Akron (Cheribundi Tart Cherry Boca Raton Bowl), Ohio (Bahamas Bowl), Central Michigan (Famous Idaho Potato Bowl) and Northern Illinois (Quick Lane Bowl) will represent the MAC this 2017 bowl season.

- This marks the 10th time in MAC history to have five or more programs receive a bowl invitation (2004, 2008, 2009, 2011, 2012, 2013, 2014, 2015, 2016 and 2017) in a single-season.

- In the previous six bowl seasons, the MAC has a record of 11-24 in 35 bowl games – 2016 (0-6); 2015 (3-4); 2014 (2-3); 2013 (0-5); 2012 (2-5); 2011 (4-1) as all 12 MAC programs have appeared in a bowl game during this span (2011-16).

- Akron (7-6, 6-2) won the MAC East Division for the first time since 2005. Akron secured its third MAC East Division title as the Zips are bowl eligible for the second time in the last three years, also a program record.

- Over the last three seasons, the MAC has witnessed six different programs participate in the Marathon MAC Football Championship Game. In 2015 Bowling Green defeated NIU, 34-14, while 2016 witnessed Western Michigan with a 29-23 win over Ohio and Toledo defeated Akron, 45-28 in the 2017 Marathon MAC Football Championship Game.

- This year the MAC has 11 FBS wins, including four wins over Autonomous Conferences with two wins vs. Big Ten opponents (Nebraska, Rutgers) and two wins over Big 12 opponents (both wins over Kansas).



Follow MAC football with the MAC Digital Network at www.mac-sports.com.



The MAC has partnered with collegepressbox.com to continue media services and provide access to information on the conference and our membership including rosters, bios, game notes, depth charts, stats, quotes, flipcards, media schedules and more.

MAC BOWL HISTORY

Since the conference inception in 1946, the MAC has played in 106 bowl games with a 42-64 (.396) overall bowl record. In the early years, bowl games were few and far between before the consistency of a single-bowl game became into existence in 1981. However, over the last decade the MAC has witnessed a significant increase in the number of bowl invitations both from primary and secondary bowl partnerships, but also several at-large bowl selections as well.

From 1946 to 1980, the MAC appeared in a total of 17 bowl games in the first 35 years of the Conference in operation. Then from 1981 to 2000, the MAC witnessed twenty consecutive years of receiving only one bowl invitation each football season.

The MAC forged a bowl partnership with Detroit from 1997-2013 (Motor City Bowl and Little Caesars Pizza Bowl). The MAC added Mobile in 2001 (GMAC Bowl, GoDaddy Bowl and now Dollar General Bowl) and Boise in 2010 (Humanitarian, now named Famous Idaho Potato Bowl) as primary bowl partners.

Beginning in 2004, the Conference witnessed increased bowl participation in at-large selections as the 2004 bowl season witnessed five MAC programs receive a bowl invitation and that number was matched during the 2008, 2009, 2011, 2013 and 2014 bowl seasons. The Conference sent four programs to bowls in 2006 and 2010. The MAC set a Conference record with seven bowl invitations in both the 2012 and 2015 bowl seasons.

MAC Commissioner Dr. Jon Steinbrecher joined the Conference in 2009 and added Boise as a primary bowl partner in 2010, while adding secondary bowl agreements ranging from Gildan New Mexico; St. Petersburg and the Birmingham Bowl in order to provide MAC members the opportunity to represent the Conference and receive additional bowl invitations.

The 2012 bowl season witnessed the conference earn its first BCS Bowl invitation with Northern Illinois gaining a No. 15 BCS ranking and an invite to the Discover Orange Bowl to face Florida State.

In 2014, the MAC announced primary bowl partnerships with the newly created Raycom Media Camellia Bowl (Montgomery, Ala.), Bahamas Bowl (Nassau, Bahamas) and the Boca Raton Bowl (Boca Raton, Fla.). In addition, the MAC secured a secondary bowl partnership with the Quick Lane Bowl (Detroit) during this span.

In 2016, Western Michigan's invitation to the Goodyear Cotton Bowl Classic to face Wisconsin on Jan. 2nd was the MAC's second New Year's Six Bowl Game appearance.

In the last six bowl seasons, the MAC has an 11-24 overall bowl record in 35 bowl games -- 2016 (0-6); 2015 (3-4); 2014 (2-3); 2013 (0-5); 2012 (2-5); 2011 (4-1). In 2011 the MAC won the ESPN Challenge Cup with a 4-1 record for the best FBS Conference record in bowl games.

MAC Bowl Records

Team	W	L	T	PCT.	Last Appearance
Akron	1	1	0	.500	2015 Famous Idaho Potato Bowl
Ball State	0	7	0	.000	2014 GoDaddy Bowl
Bowling Green	5	8	0	.385	2015 GoDaddy Bowl
Buffalo	0	2	0	.000	2013 Famous Idaho Potato Bowl
Central Michigan	3	7	0	.300	2016 Miami Beach Bowl
Eastern Michigan	1	1	0	.500	2016 Popeyes Bahamas Bowl
Kent State	0	3	0	.000	2013 GoDaddy.com Bowl
Miami	7	4	0	.636	2016 St. Petersburg Bowl
Northern Illinois	4	7	0	.364	2015 S.D. Poinsettia Bowl
Ohio	2	8	0	.200	2016 Dollar General Bowl
Toledo	11	5	0	.688	2016 Raycom Media Camellia Bowl
Western Michigan	1	7	0	.125	2017 Goodyear Cotton Bowl Classic
Current Members	35	60	0	.368	

Former MAC Members

Cincinnati	1	1	0	.500	1951 Sun Bowl
Marshall	5	2	0	.714	2004 Plains Capital
Temple	1	1	0	.500	2011 Gildan New Mexico Bowl
Former Members	7	4	0	.636	

Totals	W	L	T	PCT.
Current Members	35	60	0	.368
Past Members	7	4	0	.636
Overall	42	64	0	.396

MAC Year-By-Year Bowl Results

1947	Sun - Cincinnati 18, Virginia Tech 8
1948	Sun - Miami 13, Texas Tech 12
1950	Salad - Miami 34, Arizona State 21
1951	Sun - West Texas State 14, Cincinnati 13
1954	Refrigerator Bowl - Delaware 19, Kent State 7
1961	Aviation Bowl - New Mexico 28, Western Michigan 12
1961	Mercy - Fresno State 36, Bowling Green 6
1962	Tangerine - Houston 49, Miami 21
1962	Sun - West Texas State 15, Ohio 14
1968	Tangerine - Richmond 49, Ohio 42
1969	Tangerine - Toledo 56, Davidson 33
1970	Tangerine - Toledo 40, William & Mary 12
1971	Tangerine - Toledo 28, Richmond 3
1972	Tangerine - Tampa 21, Kent State 18
1973	Tangerine - Miami 16, Florida 7
1974	Tangerine - Miami 21, Georgia 10
1975	Tangerine - Miami 20, South Carolina 7
1981	California Raisin - Toledo 27, San Jose State 25
1982	California Raisin - Fresno State 29, BGSU 28
1983	California Raisin - NIU 20, Cal State Fullerton 13
1984	California Raisin - UNLV 30, Toledo 13*
1985	California Raisin - Fresno State 51, BGSU 7
1986	California Raisin - San Jose State 37, Miami 7
1987	California Raisin - EMU 30, San Jose State 27
1988	California Raisin - Fresno State 35, WMU 30
1989	California Raisin - Fresno State 27, Ball State 6
1990	California Raisin - San Jose State 48, CMU 21
1991	California Raisin - BGSU 28, Fresno State 21
1992	Las Vegas - BGSU 35, Nevada 24
1993	Las Vegas - Utah State 42, Ball State 33
1994	Las Vegas - UNLV 52, CMU 24
1995	Las Vegas - Toledo 40, Nevada 37 OT
1996	Las Vegas - Nevada 18, Ball State 15
1997	Motor City - Ole Miss 34, Marshall 31
1998	Motor City - Marshall 48, Louisville 29
1999	Motor City - Marshall 21, BYU 3
2000	Motor City - Marshall 25, Cincinnati 14
2001	GMAC - Marshall 64, East Carolina 61 2OT
2001	Motor City - Toledo 23, Cincinnati 16
2002	GMAC - Marshall 38, Louisville 15
2002	Motor City - Boston College 51, Toledo 25
2003	GMAC - Miami 49, Louisville 28
2003	Motor City - BGSU 28, Northwestern 24
2004	Motor City - Connecticut 39, Toledo 10
2004	GMAC - Bowling Green 52, Memphis 35
2004	Silicon Valley Football Classic - NIU 34, Troy 21
2004	Independence Bowl - Iowa State 17, Miami 13
2004	PlainsCapital Forth Worth Bowl - Cincinnati 32, Marshall 14
2005	Motor City Bowl - Memphis 38, Akron 31
2005	GMAC - Toledo 45, UTEP 13
2006	Motor City - Central Michigan 31, MTSU 14
2006	Poinsettia - TCU 37, Northern Illinois 7
2007	GMAC - Southern Miss 28, Ohio 7
2007	International - Cincinnati 27, Western Michigan 24
2007	Motor City - Purdue 51, Central Michigan 48
2008	International Bowl - Rutgers 52, Ball State 30
2008	GMAC - Tulsa 63, Bowling Green 7
2008	Motor City - FAU 24, Central Michigan 21
2008	Independence - La. Tec. 17, Northern Illinois 10
2008	Texas - Rice 38, Western Michigan 14
2009	International - Connecticut 38, Buffalo 20
2009	GMAC - Tulsa 45, Ball State 13
2009	Little Caesars Pizza - Marshall 21, Ohio 17
2009	EagleBank - UCLA 30, Temple 21
2009	Roady's Humanitarian - Idaho 43, Bowling Green 42
2010	International - South Florida 27, Northern Illinois 3
2010	GMAC - Central Michigan 44, Troy 41 (2OT)
2010	uDrove Humanitarian - Northern Illinois 40, Fresno State 17
2010	R+L Carriers New Orleans - Troy 48, Ohio 21
2010	Little Caesars Pizza - Florida International 34, Toledo 32
2011	GoDaddy.com - Miami 35, Middle Tennessee 21
2011	Gildan New Mexico - Temple 37, Wyoming 15
2011	Famous Idaho Potato - Ohio 24, Utah State 23
2011	Little Caesars Pizza Bowl - Purdue 37, Western Michigan 32
2011	Military Bowl - Toledo 42, Air Force 41
2012	GoDaddy.com Bowl - Northern Illinois 38, Arkansas State 20
2012	Famous Idaho Potato Bowl - Utah State 41, Toledo 15
2012	Beef 'O' Brady's Bowl St. Petersburg - UCF 38, Ball State 17
2012	Little Caesars Pizza Bowl - Central Michigan 24, W. Kentucky 21
2012	Military Bowl - San Jose State 29, Bowling Green 20
2012	Advocare V100 Independence - Ohio 45, Louisiana-Monroe 14
2013	Discover Orange Bowl - Florida State 31, Northern Illinois 10
2013	GoDaddy.com Bowl - Arkansas State 17, Kent State 13
2013	Famous Idaho Potato Bowl - San Diego State 49, Buffalo 24
2013	Beef 'O' Brady's St. Petersburg Bowl - East Carolina 37, Ohio 20
2013	Little Caesars Pizza Bowl - Pittsburgh 30, Bowling Green 27
2013	S. D. County Credit Union Poinsettia-Utah State 21, NIU 14
2013	GoDaddy Bowl - Arkansas State 23, Ball State 20
2014	Famous Idaho Potato Bowl - Air Force 38, Western Michigan 24
2014	Raycom Media Camellia Bowl - Bowling Green 33, South Alabama 28
2014	Boca Raton Bowl - Marshall 52, Northern Illinois 23
2014	Popeyes Bahamas Bowl - Western Kentucky 49, Central Michigan 48
2015	GoDaddy Bowl - Toledo 63, Arkansas State 44
2015	Raycom Media Camellia Bowl - Appalachian State 31, Ohio 29
2015	Famous Idaho Potato Bowl - Akron 23, Utah State 21
2015	Marmot Boca Raton Bowl - Toledo 32, Temple 17
2015	San Diego County Credit Union Poinsettia Bowl - Boise St. 55, NIU 7
2015	GoDaddy Bowl - Georgia Southern 58, Bowling Green 27
2015	Popeyes Bahamas Bowl - Western Michigan 45, Middle Tennessee 31
2015	Quick Lane Bowl - Minnesota 21, Central Michigan 14
2016	Raycom Media Camellia - Appalachian State 31, Toledo 28
2016	Miami Beach Bowl - Tulsa 55, Central Michigan 10
2016	Popeyes Bahamas Bowl - Old Dominion 24, Eastern Michigan 20
2016	Dollar General Bowl - Troy 28, Ohio 23
2016	St. Petersburg Bowl - Mississippi State 17, Miami 16
2017	Goodyear Cotton Bowl Classic - No. 8 Wisconsin 24, No. 12 WMU 16

*1984 game was forfeited to Toledo because of ineligible players by UNLV

2017 BAHAMAS BOWL

Ohio (8-4, 5-3 MAC) vs. UAB (8-4, 6-2 Conference USA)

Friday, December 22, 2017 • 12:30 pm ET • Nassau, Bahamas • Thomas A. Robinson Stadium (15,000)

ESPN Announcers: Steve Levy (play-by-play), Desmond Howard (analyst), Laura Rutledge (sideline)

**Ohio****Head Coach: Frank Solich**

Career: 154-90 (19th year)
at Ohio: 96-71 (13th year)

**UAB****Head Coach: Bill Clark**

Career: 25-14 (3rd year)
at UAB: 14-10 (2nd year)

Ohio Bobcats Notes:

- Ohio became bowl eligible for the ninth straight year and will make its eighth bowl appearance in that span with a trip to the 2017 Bahamas Bowl to face UAB.
- This marks the first meeting between Ohio and UAB.
- Ohio sophomore quarterback Nathan Rourke set the single-season record with 21 rushing touchdowns for the Bobcats.
- Rourke needs one more touchdown to tie the Ohio record for touchdowns responsible for.
- Ohio RS senior cornerback Bradd Ellis recorded his 18th pass breakup to tie the Ohio single-season record with T.J. Wright.
- With his four solo tackles against Miami, Ohio RS senior linebacker Quentin Poling became the all-time leader in solo tackles at Ohio. Poling ranks 10th on the Ohio single-season tackle chart with 370 career tackles. He needs 18 more to move into a tie with Scott Zele (1990-92) with 388.
- Ohio has had a 100-plus yard rusher in eight of its last nine games (Rourke vs. CMU, BG, Toledo, Akron - Ouellette vs. UMass, EMU, Kansas - Brown vs. Kent State, Toledo).
- Rourke ranks second in the country in rushing touchdowns and is the top ranked QB on the list. He ranks third nationally with 20 total touchdowns (rushing+receiving).
- RS junior running back A.J. Ouellette needs 20 yards to become the first Ohio rusher to reach 1,000 -yards since Beau Blankenship in 2012.
- Head Coach Frank Solich is third in All-Time career MAC wins with 96. He will need 14- more wins to tie Bill Hess for No. 2 on the list.
- Ohio has 467 total points this season which set the single-season record. The previous record of 427 was set during the 2011 season in 14 games.
- Ohio landed 12 players on the All-MAC list led by RS senior LB Quentin Poling on the first team.
- Head Coach Frank Solich is the third-longest tenured head coach in the NCAA behind Kirk Ferentz (1999, Iowa) and Gary Patterson (2000, TCU).
- Ohio is the only program in the NCAA to have had the same head coach, offensive and defensive coordinator over the last 12 years.

Ohio Bowl History: This marks the 11th bowl appearance for the Ohio football program and the ninth under head coach Frank Solich. Ohio is 2-8 in those bowl games with its first bowl win coming in a 24-23 win over Utah State at the 2011 Famous Idaho Potato Bowl. Ohio's last bowl win was in 2012, 45-14, over Louisiana-Monroe at the Advocare V100 Independence Bowl. In last year's bowl Ohio dropped a 28-23 loss to Troy at the 2017 Dollar General Bowl in Mobile, Ala.

Bobcats Vs. C-USA: Ohio is 36-22-6 against the current membership of C-USA having played Marshall the most with a 33-20-6 record against the Thundering Herd. Ohio is 2-0 against North Texas, 0-1 against Southern Miss and 1-1 against Western Kentucky. Ohio has been paired up with a C-USA team three times facing Marshall, Southern Miss and Eastern Carolina. Ohio is 0-3 against the C-USA in bowl appearances including a 37-20 loss to Eastern Carolina at the 2013 Beef O'Brady Bowl.

Record Year For Poling: Ohio RS senior linebacker Quentin Poling has set two career records this season setting new marks with 219 solo tackles and 45.0 tackles for loss. Poling ranks 10th on the career tackle chart (370) and needs 18 more to move into ninth.

Rourke's Records: Ohio sophomore quarterback Nathan Rourke set the Ohio single-season record with 21 rushing touchdowns this season. The previous mark was held by Ohio hall of famer Calvin McRae. Rourke needs one more touchdowns to move into a tie with Tyler Tettleton with 38 touchdowns responsible for.

Contact: Anthony Reynolds, 740-593-1298, reynola1@ohio.edu

UAB Notes:

Blazers Cap Historic 2017 In The Bahamas: In one of college football's biggest stories this season, the UAB football team will cap off its historic 2017 season by playing Ohio University in the 2017 Bahamas Bowl. The Blazers are playing in just their second bowl game in program history along with the 2004 Sheraton Hawaii Bowl. If UAB wins, it will be its first bowl victory ever.

A Year To Remember: Led by Conference USA Coach of the Year Bill Clark, not only did UAB return to the field after a two year hiatus, but the Blazers re-wrote the record books, highlighted by setting a program record for single season FBS wins (8) and Conference USA wins (6). UAB led Conference USA in attendance with a school record average of 26,375. The Blazers finished 6-0 at home for the first time ever.

Williams Among Nations Elite: Senior cornerback Darius Williams put together an All-American worthy season as a lockdown corner. The Jacksonville native finished the regular season ranking second nationally in passes defended with 20 (1.7/game). He led Conference in both interceptions (5) and pass breakups (15). His five interceptions is tied for seventh nationally. Williams had a career-high four pass breakups at Florida. He was named a First Team All-American by Pro Football Focus and a First Team All-Conference USA performer.

Brown Named C-USA Freshman of the Year: Conference USA Freshman of the Year Spencer Brown shattered the UAB record books in his first collegiate season. Brown is the nation's third leading rusher among freshmen averaging 107.7 yards per game. His rushing total of 1,292 yards ranks third in a single season and UAB and he needs 97 yards to set the C-USA freshman rushing record held by Damien Fletcher of Southern Miss in 2006 (1,388 yards). Brown has six 100-yard rushing games this year with a career high of 209 yards coming at Southern Miss.

Erdely Has Record Setting Year: Quarterback A.J. Erdely accounted for 29 total touchdowns in the regular season with 16 through the air and 13 on the ground. He needs three total touchdowns to tie and four to pass Joe Webb for the most touchdowns accounted for in a single season (Webb, 32 in 2009).

Redzone Efficient: The Blazers have made 45 trips to the redzone this season and have come away with points on 41 of those trips, good for an 91 percent conversion rate. Of those 45 trips, 34 have resulted in touchdowns. UAB ranks 18th nationally in redzone offense.

Conversely, the UAB defense has also been very good in the redzone and ranks 25th nationally in that category. Opponents have made 37 trips to the red zone have scored on touchdowns on 19 of those trips.

Moving The Chains: UAB has done a tremendous job moving the chains on third down this season, converting 48 percent of its attempts. The Blazers are tied for 7th nationally in third down conversion percentage and are 81-for-170 overall. UAB leads Conference USA in that category and was 10-of-16 in its last game out vs. UTEP.

30+ Points: The UAB offense is on pace to put together one of its most prolific offensive seasons in program history. The Blazers are averaging 29.6 points per game and have scored at least 30 points in six of 12 games. The 2014 team has the record for averaging 33.2 points per game.

Contact: Ted Feeley, 205-934-0722, tfeeley@uab.edu

30

Owned and Operated Events

300+

Programming Hours Each Year

4000+

Student-Athletes Served Each Year

2017-18 FOOTBALL EVENTS



GUARDIAN CREDIT UNION FCS KICKOFF

MONTGOMERY, AL - CRAMTON BOWL
 August 26, 2017
 Chattanooga vs. Jacksonville State
www.GuardianFCSKickoff.com



ADVOCARE TEXAS KICKOFF

NEW ORLEANS, LA - MERCEDES-BENZ SUPERDOME
 September 2, 2017
 BYU vs. LSU
www.AdvocateTexasKickoff.com



MEAC/SWAC CHALLENGE

BATON ROUGE, LA - ACE W. MUMFORD STADIUM
 September 3, 2017
 South Carolina State vs. Southern University
www.MEACSWACChallenge.com



CELEBRATION BOWL

ATLANTA, GA - MERCEDES-BENZ STADIUM
 December 16, 2017
 MEAC Champion vs. SWAC Champion
www.TheCelebrationBowl.com



LAS VEGAS BOWL

LAS VEGAS, NV - SAM BOYD STADIUM
 December 16, 2017
 Pac-12 vs. Mountain West
www.LVBowl.com



GILDAN NEW MEXICO BOWL

ALBUQUERQUE, NM - DREAMSTYLE STADIUM
 December 16, 2017
 C-USA vs. Mountain West
www.GildanNewMexicoBowl.com



RAYCOM MEDIA CAMELLIA BOWL

MONTGOMERY, AL - CRAMTON BOWL
 December 16, 2017
 MAC vs. Sun Belt
www.CamelliaBowl.com



CHERIBUNDI TART CHERRY BOCA RATON BOWL

BOCA RATON, FL - FIU STADIUM
 December 19, 2017
 C-USA vs. American Athletic
www.cheribunditartcherrybocaratonbowl.com



DXL FRISCO BOWL

FRISCO, TX - TOYOTA STADIUM
 December 20, 2017
 American Athletic vs. BYU, C-USA, MAC, or Mountain West
www.DXLFriscoBowl.com



BAD BOY MOWERS GASPARILLA BOWL

ST. PETERSBURG, FL - TROPICANA FIELD
 December 21, 2017
 C-USA vs. American Athletic
www.GasparillaBowl.com



BAHAMAS BOWL

NASSAU, BAHAMAS - THOMAS A. HOBSON NATIONAL STADIUM
 December 22, 2017
 C-USA vs. AAC
www.BahamasBowl.com



FAMOUS IDAHO POTATO BOWL

BOISE, ID - ALBERTSONS STADIUM
 December 22, 2017
 MAC vs. Mountain West
www.FamousIdahoPotatoBowl.com



BIRMINGHAM BOWL

BIRMINGHAM, AL - LEGION FIELD
 December 23, 2017
 SEC vs. American Athletic
www.BirminghamBowl.com



LOCKHEED MARTIN ARMED FORCES BOWL

FT. WORTH, TX - AMON G. CARTER STADIUM
 December 23, 2017
 Army West Point vs. C-USA
www.ArmedForcesBowl.com



HAWAII BOWL

HONOLULU, HI - ALOHA STADIUM
 December 24, 2017
 American Athletic vs. Mountain West
www.TheHawaiiBowl.com



ZAXBY'S HEART OF DALLAS BOWL

DALLAS, TX - COTTON BOWL
 December 26, 2017
 Big 12 vs. Big 10
www.TheHeartofDallasBowl.com



ACADEMY SPORTS + OUTDOORS TEXAS BOWL

HOUSTON, TX - NRG STADIUM
 December 27, 2017
 Big 12 vs. SEC
www.AcademyTexasBowl.com



HOME DEPOT COLLEGE FOOTBALL AWARDS

ATLANTA, GA - COLLEGE FOOTBALL HALL OF FAME
 December 7, 2017
www.ESPNEvents.com

2017-18 BASKETBALL EVENTS



ARMED FORCES CLASSIC

GERMANY - RAMSTEIN AIR BASE
 November 10, 2017
 West Virginia vs. Texas A&M
www.ArmedForcesClassic.com



STATE FARM CHAMPIONS CLASSIC

CHICAGO, IL - UNITED CENTER
 November 14, 2017
 Duke vs. Michigan State - Kentucky vs. Kansas
www.TheChampionsClassic.com



GILDAN CHARLESTON CLASSIC

CHARLESTON, SC - TD ARENA
 November 16, 17 & 19, 2017
 Auburn - Clemson - Dayton - Wichita - Indiana State
 Old Dominion - Ohio - Temple
www.CharlestonClassic.com



PUERTO RICO TIP-OFF

MYRTLE BEACH, SC - HFC CENTER
 November 16, 17 & 19, 2017
 Appalachian State - Boise State - Illinois State
 Iowa State - South Carolina - Tulsa - UTEP
 Western Michigan
www.PuertoRicoTipOff.com



NIT SEASON TIP-OFF

BROOKLYN, NY - BARCLAYS CENTER
 November 23 & 24, 2017
 Rhode Island - Seton Hall - Vanderbilt - Virginia
www.NITSeasonTipOff.com



WOODEN LEGACY

FULLERTON, CA - TITAN GYM
 November 23, 24 & 26, 2017
 Cal State Fullerton - Georgia - Harvard - Sacramento State
 Saint Joseph's - Saint Mary's (CA) - San Diego State
 Washington State
www.TheWoodenLegacy.com



ADVOCARE INVITATIONAL

ORLANDO, FL - ESPN WIDE WORLD OF SPORTS
 November 23, 24 & 26, 2017
 Long Beach State - Marit - Missouri - Nebraska
 Oregon State - St. John's - UCF - West Virginia
www.AdvocateInvitational.com



PK80 - PHIL KNIGHT INVITATIONAL

PORTLAND, OR - MIUSA CENTER & VETERANS MEMORIAL COLLEGIUM
 November 23, 24 & 26, 2017
 Arkansas - Butler - DePaul - Duke - Florida
 Georgia - Michigan State - North Carolina
 Ohio State - Oklahoma - Oregon - Portland
 Portland State - Stanford - Texas - UConn
www.PKInvitational.com



WOMEN'S JIMMY V CLASSIC PRESENTED BY CORONA

HARTFORD, CT - XL CENTER
 December 3, 2017
 Notre Dame vs. UConn
www.JimmyVClassic.com



MEN'S JIMMY V CLASSIC PRESENTED BY CORONA

NEW YORK, NY - MADISON SQUARE GARDEN
 December 5, 2017
 Syracuse vs. UConn - Villanova vs. Georgetown
www.JimmyVClassic.com



HAWAIIAN AIRLINES DIAMOND HEAD CLASSIC

HONOLULU, HI - STAN SHERIFF CENTER
 December 22, 23 & 25, 2017
 Akron - Davidson - Hawaii - Miami - Middle Tennessee
 New Mexico State - Princeton - USC
www.HawaiianAirlinesDiamondHeadClassic.com



COLLEGE BASKETBALL AWARDS PRESENTED BY WENDY'S

LOS ANGELES, CA - CLUB FOXIA
 April 6, 2018
www.ESPNEvents.com