


MIDDLE TENNESSEE BLUE RAIDERS VS. WESTERN MICHIGAN BRONCOS



DECEMBER 24, 2015 | THOMAS A. ROBINSON NATIONAL STADIUM | NASSAU, BAHAMAS




**PROUD SPONSOR
AND OFFICIAL
FRIED CHICKEN**



POPEYES

Find Your Nearest Popeyes®
at: POPEYES.COM

©Popeyes Louisiana Kitchen, Inc. 2015 All Rights Reserved.



2015 POPEYES BAHAMAS BOWL ■ DECEMBER 24, 2015; NOON ET **ESPN** ■ POPEYESBAHAMASBOWL.COM

2015 POPEYES BAHAMAS BOWL -- MIDDLE TENNESSEE VS. WESTERN MICHIGAN

2015 POPEYES BAHAMAS BOWL: The 2015 Popeyes Bahamas Bowl features Middle Tennessee (7-5) from Conference USA and Western Michigan (7-5) from the Mid-American Conference. The game will be played Thursday, December 24 (Noon ET) in Thomas A. Robinson National Stadium (15,000). The game will be televised on ESPN (**Steve Levy** - play by play; analysts **Mack Brown** and **Mark May**; sideline reporter **Kaylee Hartung**) and carried on the Popeyes Bahamas Bowl Radio Network (**Brian Hanni** - play by play; color analyst **Rob Best**).

TICKETS: Tickets to the Popeyes Bahamas Bowl are \$40 through the ticket departments of the two participating institutions. Local tickets are available through the Thomas A. Robinson National Stadium box office.

2015 POPEYES BAHAMAS BOWL QUICK FACTS/DIRECTORY

Conference Affiliation:	Conference USA (visitor) vs. Mid-American Conference (home)
2015 Date, Kickoff, Television:	Thursday, December 24, 2015, Noon EST, ESPN
Stadium (Capacity, surface):	Thomas A. Robinson National Stadium (15,000, Natural Grass)
Executive Director:	Richard Giannini (richardcgiannini@gmail.com)
Director of Sales & Marketing:	Lea Miller (lea.miller@bahamasbowl.com)
Director of Communications:	Chris Pika (242-525-3954 - Bahamas cell; 678-908-4853 - US cell, chris.pika@bahamasbowl.com)
Director of Game Operations:	Tom Snyder (tom.snyder@bahamasbowl.com)
Event Coordinator:	Amanda Quintana (amanda.quintana@espn.com)
Ticket Manager:	Anthia Butler (anthiabutler@hotmail.com)
Address, City, State:	11001 Rushmore Drive; Charlotte, NC 28277
Telephone:	704-973-5077
Web Site:	PopeyesBahamasBowl.com
2014 Popeyes Bahamas Bowl Result:	WKU 49, Central Michigan 48 (Dec. 24, 2014; Attendance: 13,667)
2014 Offensive Player of the Game:	WKU QB Brandon Doughty
2014 Defensive Player of the Game:	WKU DE Derik Overstreet

INSTITUTION MEDIA RELATIONS CONTACTS:

Middle Tennessee Assoc. AD/Athletic Communications:Mark Owens (O: 615-898-5057; C: 615-631-9520; owens@goblueraiders.com)
Western Michigan Assoc. Director of Media Relations:.....Rob Beuerlein (O: 269-387-4138; C-832-279-0327; robert.beuerlein@wmich.edu)

TABLE OF CONTENTS

Page 1:	Table of Contents/Directory/Quick Facts	Pages 27-28:	Game Preview
Page 2:	Popeyes Louisiana Kitchen	Page 29:	Game Overview
Page 3:	ESPN Events	Page 30:	Team Depth Charts
Page 4:	The Bahamas	Page 31:	About Middle Tennessee State University
Page 5:	Nassau/Paradise Island	Page 32:	Middle Tennessee Administration
Pages 6-8:	Media Information	Page 33:	Middle Tennessee Coaching Staff
Page 9:	Media Schedule	Page 34: ...	Middle Tennessee Numerical Roster/Pronunciations/Quick Facts
Page 10:	Popeyes Bahamas Bowl Schedule of Events	Pages 35-37:	Middle Tennessee Alphabetical Roster Headshots
Page 11:	Helpful Hints for the Media	Pages 38-44:	Middle Tennessee Statistics
Page 12:	Driving Directions	Page 45:	About Western Michigan
Page 13:	2015-16 Bowl Schedule	Page 46:	Western Michigan Administration
Page 14:	2014 Game Review	Page 47:	Western Michigan Coaching Staff
Pages 15-20:	Record Book	Page 48:	Western Michigan Numerical Roster/Pronunciations/Quick Facts
Page 20:	Bowl Firsts/2014 Game Summary	Pages 49-51:	Western Michigan Alphabetical Roster Headshots
Pages 21-22:	Thomas A. Robinson National Stadium	Pages 52-58:	Western Michigan Statistics
Page 23:	Stadium Campus	Pages 59-63:	C-USA Bowl Notebook
Page 24:	Giving Back to the Bahamas	Pages 64-67:	MAC Bowl Notebook
Pages 25-26:	ESPN Announcers	Page 68:	ESPN Events Schedule of Events

POPEYES LOUISIANA KITCHEN, INC.

About Popeyes® Louisiana Kitchen

Founded in 1972 in New Orleans, Popeyes is a leader in the New Orleans segment of the foodservice industry and is the world's second largest quick-service chicken concept based on the number of units. As of October 4, 2015, Popeyes had **2,475** operating restaurants in the United States, Guam, Puerto Rico, the Cayman Islands and 27 foreign countries. For more information, visit the Popeyes Louisiana Kitchen Web site at **www.popeyes.com**.

**Popeyes Louisiana Kitchen, Inc.**

Founded in Atlanta in 1992 as AFC Enterprises, Inc., the Company is a developer, operator and franchisor of quick-service restaurants ("QSRs" or "restaurants") under the trade name, Popeyes® Louisiana Kitchen and Popeyes® Chicken & Biscuits. In January 2014, AFC Enterprises, Inc. changed its corporate name to Popeyes Louisiana Kitchen, Inc. and is traded on Nasdaq under the ticker symbol "PLKI".

Popeyes® Louisiana Kitchen Spices Up College Football – and the Bahamas**Popeyes Extends its Title Sponsorship of the Popeyes® Bahamas Bowl; Signs Development Agreement in the Bahamas**

ATLANTA – June 8, 2015 – Popeyes® Louisiana Kitchen today announced another perfect pairing, spicing up the Bahamas with two big announcements – the extension of its title sponsorship of the Popeyes® Bahamas Bowl and the signing of a new multi-restaurant development agreement in the Bahamas.

"This news signifies the reach and power of the Popeyes brand," said Hector A. Muñoz, Chief Marketing Officer – U.S. for Popeyes. "We have established a new tradition with the Popeyes Bahamas Bowl that will allow us to connect with fans in a forum they love—college football. If that isn't enough, we will be bringing the flavors of Louisiana to the Bahamas as it becomes our newest area for development. Big brands do big things and we cannot think of a better demonstration of Popeyes growth and success. We are pleased to make these announcements!"

The extension of the Popeyes Bahamas Bowl title sponsorship is expected to build on the success of 2014 where participation drove new levels of brand awareness for Popeyes. Proving to be one of the most memorable games of the 2014 college football season, Popeyes Bahamas Bowl featured an incredible last-minute play and the unveiling of one of Popeyes most flavorful innovations yet, Ghost Pepper Wings.

"Popeyes provided terrific support for the inaugural Popeyes Bahamas Bowl last year," said Pete Derzis, ESPN Events, senior vice president. "This multiyear extension will allow us to build on the work they did last year and highlight this unique bowl experience."

The second Popeyes Bahamas Bowl will be played Thursday, Dec. 24, 2015 in Nassau's Thomas A. Robinson National Stadium, showcasing schools from Conference USA and the Mid-American Conference. The game will be televised nationally in the United States via ESPN.

A Request To The Media

The official name of the bowl is the **Popeyes Bahamas Bowl**. The corporate name of the title sponsor is **Popeyes® Louisiana Kitchen** and can be called **Popeyes**. Please note, there is **NO** apostrophe in Popeyes (**Popeye's is INCORRECT**). We thank you for your consideration.

ESPN EVENTS

About ESPN Events

ESPN Events, a division of ESPN, owns and operates a large portfolio of collegiate sporting events worldwide. The roster includes three Labor Day weekend college football games; 13 college bowl games, 10 college basketball events and two college award shows, which accounts for approximately 250-plus hours of programming, reaches almost 64 million viewers and attracts over 700,000 attendees each year. With satellite offices in Boca Raton, Boise, Birmingham, Dallas-Fort Worth, Albuquerque, St. Petersburg and Las Vegas, ESPN Events builds relationships with conferences, schools and local communities, as well as providing unique experiences for teams and fans.

ESPN Events also manages the Big 12 Corporate Partner Program.

Collegiate Football

AdvoCare Texas Kickoff (Houston); **AdvoCare V100 Texas Bowl** (Houston); **Air Force Reserve Celebration Bowl** (Atlanta); **Birmingham Bowl** (Alabama); **Famous Idaho Potato Bowl (Boise)**; **Gildan New Mexico Bowl** (Albuquerque); **Hawai'i Bowl** (Honolulu); **Lockheed Martin Armed Forces Bowl** (Dallas-Fort Worth); **Marmot Boca Raton Bowl** (Florida); **MEAC/SWAC Challenge presented by Disney** (Orlando, Fla.); **Orlando Kickoff** (Florida); **Popeyes Bahamas Bowl** (Nassau); **Raycom Media Camellia Bowl** (Montgomery, Ala.); **Royal Purple Las Vegas Bowl** (Nevada); **St. Petersburg Bowl** (Florida); **The Home Depot College Football Awards** (Atlanta) and **Zaxby's Heart of Dallas Bowl** (Dallas-Fort Worth)

Collegiate Basketball

AdvoCare Invitational (Walt Disney World Resort near Orlando, Fla.); **Armed Forces Classic** (Marine Corps Base Camp Smedley D. Butler, Okinawa, Japan); **DIRECTV Wooden Legacy** (Orange County, Calif.); **College Basketball Awards Presented by Wendy's** (Los Angeles); **Gildan Charleston Classic** (South Carolina); **Hawaiian Airlines Diamond Head Classic** (Honolulu); **Jimmy V Men's Classic Presented by Corona** (New York City); **Jimmy V Women's Classic Presented by Corona** (Hartford/Storrs, Conn.); **NIT Season Tip-Off** (Brooklyn, N.Y.); **Puerto Rico Tip-Off** (San Juan) and **State Farm Champions Classic** (Chicago)

ESPN Events Acquires Popeyes Bahamas Bowl

May 12, 2015 – The **Popeyes Bahamas Bowl** has been acquired by **ESPN Events**, a subsidiary of ESPN. The second Popeyes Bahamas Bowl will be played at Nassau's Thomas A. Robinson National Stadium on Thursday, Dec. 24, 2015, showcasing schools from Conference USA and the Mid-American Conference.

The bowl was acquired from Bahamas Bowl, LLC, which owned the inaugural game in 2014.

"We are excited to be adding the Popeyes Bahamas Bowl to our portfolio of events," said Pete Derzis, senior vice president, ESPN Events. "The inaugural game was a tremendous success, and we hope to build on that by bringing a one-of-a-kind bowl experience for our student-athletes, coaches and fans. The level of support from the entire country of the Bahamas makes this event truly unique – making this game a true destination event that fans across the country will want to attend and support."

The 2014 game featured Western Kentucky of Conference USA against Central Michigan of the MAC in the first FBS-level bowl game outside of the United States or Canada since 1937. The Hilltoppers held on for a 49-48 victory over the Chippewas in one of the most memorable bowl games of the 2014 season. WKU built a 49-14 lead after three quarters, but CMU rallied with a 34-point fourth quarter, including a last-gasp, 75-yard, three-lateral pass play that resulted in a touchdown as time expired -- a sequence that was named the top play of the 2014 bowl season by ESPN's SportsCenter. A 2-point conversion pass by the Chippewas that would have won the game was broken up in the back of the end zone.

During bowl week, student-athletes from WKU and Central Michigan helped fulfill the mission statement of the bowl as they gave back to the Bahamas by way of a visit to the Ranfurly Homes for Children in Nassau and a youth football clinic conducted by the bowl and USA Football.

THE BAHAMAS

About The Bahamas

Since attaining independence from the UK in 1973, The Bahamas, officially known as the Commonwealth of the Bahamas, has prospered through tourism, international banking, and investment management. The Bahamas relies on tourism to generate most of its economic activity and features world-renowned resorts. The country consists of more than 700 islands, cays, and islets over 100,000 square miles of the Atlantic Ocean just 50 miles off the coast of Florida. The capital city of the Bahamas, Nassau, is located on the island of New Providence. The Prime Minister of the Bahamas is Perry Christie.



For more information on The Bahamas visit bahamas.com.

What Makes The Bahamas Unique?

The Bahamas is comprised of 700 islands sprinkled over 100,000 square miles of ocean starting just 50 miles off the coast of Florida. The archipelago is an ecological oasis featuring 2,000 breathtaking islands and cays and boasts the clearest water on the planet—with a visibility of over 200 feet. You can see your toes as easily as you can the world's third largest barrier reef.

We invite you to explore all of our islands. One step and you'll realize our beauty extends far beyond our extraordinary natural wonders. It's the smiles on the faces of the Bahamian people. The unique sounds of our rich culture. The warm hospitality of our heritage and our colorful history.

Our Proximity To The United States Of America

So close to home, yet feels so far away. Just 50 miles off the coast of Florida in the United States, our tropical archipelago is an easy and convenient destination to escape to year-round.

For centuries, our close proximity has attracted all kinds of people: Native Americans. Puritans. Explorers. Even pirates. Now it's your turn. Come discover all of our 700 islands and the hospitality of the Bahamian people. Paradise is just a short plane ride from Miami International Airport, South Florida. And many airlines now offer direct flights to Nassau/Paradise Island, Grand Bahama Island or The Out Islands. You can also sail into one of our 32 ports of entry. Once you arrive, go island-hopping. Explore underwater. Or do nothing but relax on one of our pristine beaches.

Nassau/Paradise Island:

Relax in the tropical ease of our capital city and largest city. Distance: 179 miles from the Florida coast; 45-minute plane ride from Miami.

Weather

This is weather that you can quickly get used to. The trade winds have blessed us with warm year-round weather, with winter lows averaging a comfortable 70 degrees Fahrenheit and summer highs with high humidity at around 80–90, with a gentle dip at night of just 5 to 7 degrees. The result? A climate where you can have fun anytime of the day, any season.

NASSAU/PARADISE ISLAND

Bahamas/Nassau Quick Facts

- Bahamas Governor-General: Dame Marguerite Pindling
- Prime Minister: Perry Christie
- New Providence Island (Nassau) Population: 246,329 (2010)
- Tourist Visits: 3.52 million (2014)
- Average temperature high (December) 79°
- Average temperature low (December) 63°

**Nassau & Paradise Island**

With the lure of a big city and the ease of tropical utopia, Nassau & Paradise Island are considered by many as, well, paradise. Nassau, the capital of The Bahamas, is a bustling metropolitan hub full of culture and modern amenities. To the north lies Paradise Island. Its name tells you everything. It's 685 acres of pure euphoria, developed almost exclusively to delight and accommodate visitors. The island boasts resorts, hotels, restaurants, shops, nightlife, a golf course, aquarium and a casino.

Nassau, the capital city of The Bahamas, is located on 21-mile-long New Providence, the Bahamas' 11th-largest island. Nassau's main harbor is protected by Paradise Island. The harbor attracted settlers in the early days, particularly pirates. In fact, Nassau's population consisted mainly of pirates until 1718, when The Bahamas first Royal Governor, Woodes Rogers expelled them, restored order and built Fort Nassau. The Bahamas for centuries adopted Rogers' motto, "Expulsis Piratis, Restituta Commercium," which means, "Pirates Expelled, Commerce Restored." Now, 246,000 people call New Providence Island home, with a large portion of them residing in Nassau.

Junkanoo, a Bahamian national festival, is a kaleidoscope of colors and sound. The rhythmic sounds of cowbells, goat skin drums and whistles, accompanied by an array of brass instruments, create a sweet musical beat that will move you; while brilliantly colored costumes capture your eye, and bring much visual delight. This bi-annual cultural highlight takes place on Bay Street in New Providence and other Family Islands during the early morning hours, from 1-9 am on Boxing Day (the day after Christmas) and New Year's Morning.



2015 POPEYES BAHAMAS BOWL MEDIA INFORMATION

POPEYES BAHAMAS BOWL COMMUNICATIONS STAFF: Your media hosts for the 2015 Popeyes Bahamas Bowl are:

COMMUNICATIONS OFFICE (Atlantis - Minos/Neptune Room): 242-445-3409

Chris Pika, Director of Communications

(Bahamas Cell: 242-525-3954; US Cell: 678-908-4853)

Todd Bell, Communications Staff

Dean Buchan, Communications Staff

Tim Glon, Communications Staff

Justin Rosenberg, Communications Staff

Kate Pika, Media HQ/Workroom Manager

Ben Solomon, ESPN Events Photographer

Kevin Kemp, Videographer - Bahamas Ministry of Tourism

COMMUNICATIONS OFFICE PHONE (Atlantis - Minos/Neptune Room): 242-445-3409



We are committed to help you have a great experience at the 2015 Popeyes Bahamas Bowl. To that end, we will provide the following to the media.

MEDIA SITE: All press releases, media guides/postseason guides and releases for the participating institutions and the bowl are available in PDF format at www.bahamasbowl.com/media. Media are encouraged to download digital copies to reduce paper use.

MEDIA GUIDES/RELEASES: Media guides/postseason guides & releases for the participating institutions and the bowl will be available at both the Atlantis Media Information Center & gameday at Thomas A. Robinson National Stadium.

QUOTES: Quotes of all media availabilities during bowl week will be distributed in the Media Information Center and online at www.bahamasbowl.com/media.

PRESS CONFERENCE VIDEO: Video of the pre-bowl press conference **December 23** and both postgame press conferences will be available via www.bahamasbowl.com/media for media back in the United States unable to make the trip to the Bahamas.

MEDIA CREDENTIALS: All media attending the Popeyes Bahamas Bowl must apply for MEDIA/PHOTO credentials through the following web site: sportssystem.com/bahamasbowl. No exceptions.

Once the credential request is processed, **Chris Pika**, the Bowl's Communications Director (chris.pika@bahamasbowl.com), will forward a confirmation if the request is approved. Conference and/or individual school media badges will not be accepted as valid credentials.

MEDIA/PHOTO credentials will not be mailed in advance, but will be available for pickup at the Popeyes Bahamas Bowl Media Center located at the Atlantis Bahamas beginning Sunday, Dec. 20, 2015. Working media members who have not picked up their credentials by Wednesday, Dec. 23, 2015 at 5:00 p.m. may do so on game day at the Thomas A. Robinson National Stadium Media Will-Call located just inside the Media Center in the Southwest corner of the stadium.

LOCKER ROOM/PRACTICE INTERVIEW POLICY: Throughout bowl week, working press must adhere to the policies established by each school regarding access to student-athletes and coaches. Please contact a member of each institution's media relations/athletic communications staff for team policies.

2015 POPEYES BAHAMAS BOWL MEDIA INFORMATION

MEDIA CREDENTIAL DISTRIBUTION & WORKROOM: The Popeyes Bahamas Bowl Media Information Center will be located at Atlantis – Minos/Neptune. Hours of operation are as follows:

- **Sunday, December 20**12:00 p.m. – 5:00 p.m. (Lite fare/snacks available 12-2 p.m.)
- **Monday, December 21**9:00 a.m. – 5:00 p.m. (Lite fare/snacks available 12-2 pm)
- **Tuesday, December 22**9:00 a.m. – 5:00 p.m. (Lite fare/snacks available 12-2 pm)
- **Wednesday, December 23**9:00 a.m. – 5:00 p.m. (Lite fare/snacks available 2:30-4:30 pm)

Both press and photo credentials and other information must be picked up at the Popeyes Bahamas Bowl Media Center during hours of operation.

In order to serve the media in an efficient manner, the Media Center is equipped with a copier and telephone. For all outgoing long-distance calls, media will be required to use their calling cards or give the operator collect billing instructions. The operator cannot charge any calls to these phones. Drinks and snacks will be available.

There will be workstations available and ample electrical power for computers and other electrical equipment. Internet service will be available. **Snacks & refreshments will be available each afternoon at times listed above.**

MEDIA HOSPITALITY SUITE: Media hospitality will be located at Atlantis (Coral Towers – **Room 9-225**). Drinks & snacks will be provided for credentialed media. Hours of operation are **9 p.m.-Midnight from Dec. 20-24.**

MEDIA HOTEL/TRANSPORTATION: The Atlantis Bahamas is the official media hotel of the Popeyes Bahamas Bowl. All media must make their requests for rooms through the online media credentialing process. There are an extremely limited number of media rooms at the Atlantis, and beat writers who staff their team's games during the 2015 season will have priority in the Atlantis media block.

The Popeyes Bahamas Bowl recommends using taxis or tour companies to travel throughout Nassau. All driving in the Bahamas is done from the left-hand side of the road.

The Popeyes Bahamas Bowl will provide transportation for traveling media representatives to the **Popeyes Bahamas Bowl Press Conference** on December 23 at Thomas A. Robinson National Stadium (bus leaves for stadium at 9:45 a.m.; returns to Atlantis at 2:00 p.m.) and the **2015 Popeyes Bahamas Bowl** (bus leaves for stadium at 9:30 a.m.; bus returns to Atlantis 3 hours after the conclusion of the game). Media buses will be staged at the Atlantis (Coral Towers lobby). All media members must show their credentials in order to use the transportation service.

GAMEDAY PRESS BOX/MEDIA CENTER: Entrance into the Thomas A. Robinson National Stadium press box and media center is by credential only for the news media and press box staff. A limited number of telephones (restricted long distance) and fax/copy service will be available to the working press.

The press box and media center will be open to the media at 10:00 am (approximately two hours before kickoff). Press releases, statistics, press guides and flip cards will be available. A pregame meal will be served only to accredited media approximately two hours prior to kickoff (10:00 am) in the media center, located in the Southwest corner of the stadium below the press area. Beverages and snacks will be available throughout the game in the Press Box.

The main media area at Thomas A. Robinson National Stadium is outside and under cover (similar to auxiliary press setups at Super Bowls and other major sporting events). Power, wireless and wired internet will be available to each individual seated in the media area. Booths for coaches, ESPN, institution radio networks, instant replay are located at the top of the Western Grandstand in the Press Box. Seat and booth assignments will be assigned by priority.

2015 POPEYES BAHAMAS BOWL MEDIA INFORMATION

The media workroom at Thomas A. Robinson National Stadium will remain open for **at least three hours** after the conclusion of the game.

GAMEDAY MEDIA SERVICES: Flip cards, stats and game notes will be available prior to the start of the Popeyes Bahamas Bowl in the main press areas. Complete box scores and play-by-play will be distributed to the media at the end of each quarter. Coaches and student-athlete quotes will be distributed shortly after the conclusion of the press conferences. If you need a box score emailed to your news organization, please make your request to a member of the Communications staff.

INTERNET ACCESS: Wireless and wired access will be available to the media in Thomas A. Robinson National Stadium. The wireless access network and password will be distributed to the media on gameday at the stadium.

PHONES: A limited number of toll-restricted (calling card) phones will be available in the media area and workroom at Thomas A. Robinson National Stadium. BTC calling cards (\$10 for approximately 50 minutes) can be purchased at the Atlantis.

LIVE STATISTICS: The Popeyes Bahamas Bowl has contracted with StatBroadcast to provide instant stats information during the bowl to media in attendance in Nassau and back in the United States. To access the stat feed, point your browser to **bahamas.statbroadcast.com**.

PHOTOGRAPHERS/VIDEO: Popeyes Bahamas Bowl photo credentials must be visible at all times. Bowl organizers will adhere to the NCAA's sideline control policy, which states that:

Sideline photographers are restricted outside the 25-yard lines in the areas designated and are reminded to stay behind the dotted restraining line around the field. No media personnel, including journalists, radio and television personnel or their equipment, shall be in the team area or coaching box.

POSTGAME INTERVIEW POLICY: Following a ten (10) minute cooling-off period, postgame interviews will take place in the Media Center in the Thomas A. Robinson National Stadium. Only individuals displaying proper credentials will be permitted in the interview area. Security will be posted in these locations and will not allow anyone to obstruct entrances. The runner-up head coach and two (2) student-athletes will go first, followed by winning institution's head coach and three (3) student-athletes. The game's Offensive and Defensive Players of the Game are required to attend as part of their team's student-athlete contingent. The trophy for the winning team and awards to the offensive and defensive players of the game will be presented on-field immediately following the game.

The cooling off period begins when the head coach enters the dressing room immediately after the game. The winning head coach must proceed directly to the dressing room after the game unless requested for a short interview (not to exceed four minutes) by ESPN. Both team's locker rooms are closed to the media.

Regardless of any personal regular season radio or television contracts, the coach is first obligated to the entire media staffing the Popeyes Bahamas Bowl and must report to the interview room immediately after the 10-minute cooling off period. The coach cannot delay a postgame interview with the covering media to conduct a program for a single radio, newspaper, or television reporter unless requested to grant a short interview (not to exceed four minutes) by ESPN. After fulfilling the commitment to the entire media covering the game, the coach and student-athletes may participate in special interviews.

POPEYES BAHAMAS BOWL MEDIA SCHEDULE

Members of the media who have received Popeyes Bahamas Bowl credentials will be invited and encouraged to cover the following events:

Popeyes Bahamas Bowl Team Announcement Press Conference

Friday, December 11 Thomas A. Robinson National Stadium Media Center 11:00 a.m. – Noon

Popeyes Bahamas Bowl Team Welcome Reception

Sunday, December 20 Atlantis – Royal Deck 6:30 – 8:00 p.m.
(Limited number of media will be permitted to attend. Please contact Chris Pika at 678-908-4853 for access.)

Popeyes Bahamas Bowl Player Beach Bash and Dinner

Monday, December 21 Atlantis – Lagoon & West Beach 4:00 – 6:30 p.m.
(Limited number of media will be permitted to attend. Please contact Chris Pika at 678-908-4853 for access.)

Community Relations Visit

Tuesday, December 22 Ranfurly Homes for Children 2:00 – 3:00 p.m.
(Media encouraged to attend. Please contact Chris Pika at 678-908-4853 for access.)

Youth Football Leadership Clinic

Tuesday, December 22 Roscow A.L. Davies Field 2:30 – 5:30 p.m.
(Media encouraged to attend. Please contact Chris Pika at 678-908-4853 for access.)

Popeyes Bahamas Bowl Press Conference

Wednesday, December 23 Thomas A. Robinson National Stadium Media Center 11:00 a.m. – Noon
All Popeyes Bahamas Bowl credentialed media encouraged to attend. The MAC institution's head coach and two student-athletes will be available to the media from 11:00-11:30 a.m. and the C-USA institution's head coach and two student-athletes will be available to the media from 11:30 a.m.-Noon. A photo opportunity with the two head coaches and the championship trophy will take place at 11:30 a.m. Contact Chris Pika at 678-908-4853 for info.

Popeyes Bahamas Bowl Media Party

Wednesday, December 23 Atlantis – Imperial Club (Royal Towers – East Tower) 7:00 – 8:30 p.m.
All Popeyes Bahamas Bowl credentialed media encouraged to attend (need media credential to attend). Contact Chris Pika at 678-908-4853 for more info.

2015 Popeyes Bahamas Bowl Game

Thursday, December 24 Thomas A. Robinson National Stadium Noon
Only Popeyes Bahamas Bowl credentialed media may attend the game/postgame press conferences. The championship trophy & the Offensive & Defensive Player of the Game awards will be presented immediately following the game.

Popeyes Bahamas Bowl Postgame Press Conference

Thursday, December 24 Thomas A. Robinson National Stadium Media Center Following Game
Postgame press conferences will begin approximately 10 minutes after the conclusion of the game. The runner-up head coach and two student-athletes will go first, followed by winning team's head coach and three student-athletes. The game's Offensive and Defensive Players of the Game are required to attend as part of their team's contingent.

Note: A complete list of team activities will be available at the Popeyes Bahamas Bowl Media Center. While every activity will not be open to the media, every effort will be made to assist media in covering the teams during bowl week and on game day. For all event information listed above, please contact Chris Pika, Director of Communications at 678-908-4853 or chris.pika@bahamasbowl.com.

POPEYES BAHAMAS BOWL SCHEDULE OF EVENTS

Schedule correct as of **December 8, 2015 (Schedule subject to change)**

SUNDAY, DECEMBER 20

Time TBD Middle Tennessee Team Arrival Lynden Pindling International Airport
 Time TBD Middle Tennessee Hotel Arrival Atlantis – Beach Tower
 Time TBD Western Michigan Team Arrival Lynden Pindling International Airport
 Time TBD Western Michigan Hotel Arrival Atlantis – Coral Towers
Noon – 5:00 p.m. Media Center, Credentials & Hospitality Atlantis – Minos/Neptune
 6:30 – 8:00 p.m. Team Welcome Reception Atlantis – Royal Deck
(Limited media availabilty - contact Chris Pika to cover event)
9:00 p.m.-Midnight..... Media Hospitality Atlantis - Coral Towers – Room 9-225

MONDAY, DECEMBER 21

9:00 a.m. – 5:00 p.m. Media Center, Credentials & Hospitality Atlantis – Minos/Neptune
 9:00 – 11:30 a.m. Middle Tennessee Team Practice Roscow A.L. Davies Field
 9:00 – 11:30 a.m. Western Michigan Team Practice Thomas A. Robinson National Stadium
 4:00 – 6:30 p.m. Player Beach Bash & Dinner Atlantis – Lagoon & West Beach
(Limited media availabilty - contact Chris Pika to cover event)
9:00 p.m.-Midnight..... Media Hospitality Atlantis - Coral Towers – 9-225

TUESDAY, DECEMBER 22

9:00 a.m. – 5:00 p.m. Media Center, Credentials & Hospitality Atlantis – Minos/Neptune
 9:00 – 11:30 a.m. Middle Tennessee Team Practice Thomas A. Robinson National Stadium
 9:00 – 11:30 a.m. Western Michigan Team Practice Roscow A.L. Davies Field
 2:00 – 3:00 p.m. Community Relations Visit Ranfurly Homes for Children
(Media encouraged to cover with restrictions - contact Chris Pika to cover event)
 2:30 – 5:30 p.m. Youth Football Leadership Clinic Roscow A.L. Davies Field
(Media encouraged to cover - contact Chris Pika to cover event)
9:00 p.m.-Midnight..... Media Hospitality Atlantis - Coral Towers – 9-225

WEDNESDAY, DECEMBER 23

9:00 – 5:00 p.m. Media Center, Credentials & Hospitality Atlantis – Minos/Neptune
 10:00 – 11:00 a.m. Western Michigan Walk-Thru Practice Thomas A. Robinson National Stadium
 10:30 a.m. – 1:00 p.m. ... Media Credential Pickup Thomas A. Robinson National Stadium
 11:00 a.m. – Noon Popeyes Bahamas Bowl Press Conferences.. Thomas A. Robinson National Stadium Media Center
(Western Michigan 11:00-11:30 am; Coaches photo opportunity with trophy; Middle Tennessee 11:30-Noon)
 Noon – 1:00 p.m. Middle Tennessee Walk-Thru Practice Thomas A. Robinson National Stadium
7:00 – 8:30 p.m. Media Reception..... Atlantis – Imperial Club (Royal Towers – East Tower)
9:00 p.m.-Midnight..... Media Hospitality Atlantis - Coral Towers – 9-225

THURSDAY, DECEMBER 24

8:00 a.m. Parking Gates Open Thomas A. Robinson National Stadium
 10:00 a.m. Gates Open/Media Areas Open Thomas A. Robinson National Stadium
10:00 a.m. – 1:00 p.m. Media Credential Will-Call Thomas A. Robinson National Stadium Media Center
 10:00 a.m. – Noon Popeyes FanFest Thomas A. Robinson National Stadium
12:05 p.m..... Popeyes Bahamas Bowl Thomas A. Robinson National Stadium
 Immediately Following Game . Postgame Trophy/Awards Presentation .. Thomas A. Robinson National Stadium – Midfield
 Immediately Following Game . Postgame Press Conferences Thomas A. Robinson National Stadium Media Center
 Postgame + 3 Hours Media Postgame Workroom Thomas A. Robinson National Stadium Media Workroom
9:00 p.m.-Midnight..... Media Hospitality Atlantis - Coral Towers – 9-225

NOTE: Media availability to observe practices is subject to the rules of the participating institutions

HELPFUL HINTS FOR THE MEDIA

PASSPORTS: The Popeyes Bahamas Bowl reminds all media that all U.S. citizens coming to the Bowl must have a valid United States Passport for the time of travel. It is possible to secure passports on short notice, but costs will be much higher for the individuals involved and delays in receiving passports are possible during the holiday season. For information on how to obtain a U.S. Passport, visit passports.state.gov. For obtaining an expedited passport in a hurry, visit <http://travel.state.gov/content/passports/english/passports/services/expedited.html>.

UNITED STATES EMBASSY: The United States Embassy in the Bahamas is located at **42 Queen Street** in Nassau. The American Citizen Services Unit stands ready to help American citizens in The Bahamas – and their loved ones – in emergency situations. American citizens overseas, of course, remain subject to the laws of the country they are in. The American Citizens Services Unit can assist in areas, including: illness/injury, lost/stolen U.S. Passport, arrest/detention, victims of crime, etc.

In case of emergencies involving the death, injury, welfare, or arrest of an American citizen in The Bahamas, please call **242-322-1181**, ext. 4406, 4547 or 4584 during business hours, or **242-322-1181 x 9** or **242-357-7004** at all other times. (Please note that the Duty Officer who answers this number will not be able to assist with visa or routine passport matters.) The U.S. Embassy website is nassau.usembassy.gov.

CELL PHONES/INTERNET: The Popeyes Bahamas Bowl staff reminds media that cell phone roaming rates for voice and data usage in the Bahamas can be extremely high per minute. All participants should check with their cell-phone service provider for pertinent information on current roaming rates. Phones can be used in “Airplane Mode” in the Bahamas (no data usage) in order to use phone cameras, etc. Atlantis Bahamas has wireless internet capability in rooms (free)/some public areas (daily fee if not staying at Atlantis). Calling cards for public phones located in the resort can be purchased at the Atlantis.

CURRENCY: The legal tender is the Bahamian dollar, which is equivalent to the U.S. dollar. U.S. currency is accepted throughout Nassau Paradise Island, as are most major credit cards and traveler’s checks. ATMs are located at both Paradise Island and Cable Beach casinos, Rawson Square, major banks and in most hotels.

ELECTRICITY: With standard North American 120-volt/60-cycle AC electrical current, you will be able to operate American laptops, electronics, hairdryers, shavers and other small electrical appliances without adapters.

GETTING AROUND: Taxi service is available from the Atlantis to take you into Nassau to visit tourist areas, restaurants, etc. Shared van rides into Nassau from the Atlantis run \$4 per person, and you will be dropped off in downtown Nassau near the Government House. Unshared rides from downtown Nassau back to the Atlantis are \$15 per person (not including the \$1 bridge toll to get back over to Paradise Island).

Ferry boats (water taxis) can take you between Nassau and Paradise Island while at the same time giving you a waterfront view of Nassau Harbour. Tickets can be purchased at the tour desk at Festival Place and at Woodes Rogers Wharf right next door. Tickets cost \$4 per person (plus a suggested \$1 tip for the storyteller who usually accompanies the ride) and the trip is approximately 10 minutes each way. Ferries leave every half hour on the hour from 9:00 a.m. to 6:00 p.m.

City buses, known locally as “jitneys”, run in downtown Nassau and Cable Beach several times a day. The cost for a one-way ride is \$1.25 per person, and exact change is required. Pay as you exit the bus.

TIPPING: Restaurants and hotels **automatically add 15%** to all food and beverage checks in lieu of gratuity. For exceptional service you may wish to leave something extra. Bellboys, doormen and porters usually receive \$2 per bag. Taxi drivers should be tipped about 15% of the fare.

CUSTOMS: U.S. citizens out of the country for 48 hours are allowed up to \$800 worth of duty-free merchandise. Less than 48 hours, the duty-free exemption is \$200. Limitations include 32 ounces of tobacco for those over 21 and no more than two liters of alcohol. To make traveling easier, consider packing things you’re going to declare separately and keep all your sales receipts.

MEDICAL FACILITIES: Internationally trained doctors are available at the hotels and throughout the Nassau Paradise Island. Two hospitals are fully equipped to respond to emergency medical situations. Princess Margaret Hospital and Doctor’s Hospital are both located in Nassau.

DRIVING DIRECTIONS**Driving Directions From Lynden Pindling International Airport to the Atlantis Bahamas (11.8 miles):**

Go north on US Departures Rd. (0.2 miles), at the roundabout, take first exit onto Windsor Field Rd. (0.4 miles), go through one roundabout (0.4 miles) and stay on Windsor Field Rd., at the next roundabout (0.7 miles), take the first exit to John F. Kennedy Drive and go through two roundabouts, at the third roundabout (4.3 miles), take the first exit onto Prospect Ridge Rd., at the next roundabout (0.8 miles), take the first exit onto West Bay St., continue on West Bay St. (1.9 miles), at the next roundabout, continue on West Bay St. (1.1 miles), turn left onto Marlborough St. (0.1 miles), road becomes Navy Lion Rd. (213 feet), turn right onto Bay St. (1.2 miles), turn left and cross the Sir Sidney Poitier Bridge (0.5 miles), take first right onto Paradise Beach Rd., at the roundabout (0.1 miles), take the first exit and continue (0.2 miles), Atlantis Resort will be on the left.

Driving Directions From Atlantis Bahamas to Thomas A. Robinson National Stadium (4.6 miles):

Head east toward Casino Drive (0.2 miles), at the roundabout, take second exit onto Paradise Island Bridge – Southbound Rd., cross bridge (0.5 miles) – road becomes Mackey St., continue on Mackey St. (1.2 miles), turn right on Wulff Rd., continue on Wulff Rd. (1.3 miles), Wulff Rd. becomes Poinciana Dr., continue on Poinciana Dr. (0.5 miles), at the roundabout, take first exit onto Thompson Blvd., continue on Thompson Blvd. (0.7 miles), turn left on Bahamas Games Blvd., continue on Bahamas Games Blvd. (0.2 miles), Thomas A. Robinson National Stadium will be on the left.

Driving Directions From Atlantis Bahamas to Roscow A.L. Davies Field (5.2 miles)

Head east toward Casino Drive (0.2 miles), at the roundabout, take second exit onto Paradise Island Bridge – Southbound Rd., cross bridge (0.4 miles) – road becomes Mackey St., continue on Mackey St. (1.2 miles), turn right on Wulff Rd., continue on Wulff Rd. (1.3 miles), Wulff Rd. becomes Poinciana Dr. Continue on Poinciana Dr.(0.5 miles), at the roundabout, take first exit onto Thompson Blvd., continue on Thompson Blvd. (0.4 miles), turn left on Moss St., stay on Moss St. (0.1 miles), turn right and follow road (0.7 miles), at roundabout, take first exit onto Celery Dr., stay on Celery Dr. (0.3 miles), Roscow A.L. Davies Field will be on the left.

2015-16 COLLEGE FOOTBALL BOWL SCHEDULE

Date / Time (ET)	Bowl	Site	Matchup	TV
Sat., Dec. 19, 2 p.m.	Gildan New Mexico Bowl	University Stadium, Albuquerque, N.M.	Arizona vs. New Mexico	ESPN
Sat., Dec. 19, 3:30 p.m.	Royal Purple Las Vegas Bowl	Sam Boyd Stadium, Las Vegas, Nev.	BYU vs. Utah	ABC
Sat., Dec. 19, 5:30 p.m.	Raycom Media Camellia Bowl	Cramton Bowl, Montgomery, Ala.	Ohio vs. Appalachian State	ESPN
Sat., Dec. 19, 7 p.m.	AutoNation Cure Bowl	Orlando Citrus Bowl, Orlando, Fla.	San Jose State vs. Georgia State	CBSSN
Sat., Dec. 19, 9 p.m.	R+L Carriers New Orleans Bowl	Mercedes-Benz Superdome, New Orleans, La.	Arkansas State vs. Louisiana Tech	ESPN
Mon., Dec. 21, 2:30 p.m.	Miami Beach Bowl	Marlins Park, Miami, Fla.	Western Kentucky vs. USF	ESPN
Tues., Dec. 22, 3:30 p.m.	Famous Idaho Potato Bowl	Albertsons Stadium, Boise, Idaho	Akron vs. Utah State	ESPN
Tues., Dec. 22, 7 p.m.	Marmot Boca Raton Bowl	FAU Stadium, Boca Raton, Fla.	Temple vs. Toledo	ESPN
Wed., Dec. 23, 4:30 p.m.	San Diego County Credit Union Poinsettia Bowl	Qualcomm Stadium, San Diego, Calif.	Boise State vs. Northern Illinois	ESPN
Wed., Dec. 23, 8 p.m.	GoDaddy Bowl	Ladd-Peebles Stadium, Mobile, Ala.	Georgia Southern vs. Bowling Green	ESPN
Thurs., Dec. 24, 12 p.m.	Popeyes Bahamas Bowl	Thomas A. Robinson National Stadium, Nassau, Bahamas	Middle Tennessee vs. Western Michigan	ESPN
Thurs., Dec. 24, 8 p.m.	Hawai'i Bowl	Aloha Stadium, Honolulu, Hawai'i	San Diego State vs. Cincinnati	ESPN
Sat., Dec. 26, 11 a.m.	St. Petersburg Bowl	Tropicana Field, St. Petersburg, Fla.	Connecticut vs. Marshall	ESPN
Sat., Dec. 26, 2 p.m.	Hyundai Sun Bowl	Sun Bowl, El Paso, Texas	Miami vs. Washington State	CBS
Sat., Dec. 26, 2:20 p.m.	Zaxby's Heart of Dallas Bowl	Cotton Bowl, Dallas, Texas	Washington vs. Southern Miss	ESPN
Sat., Dec. 26, 3:30 p.m.	New Era Pinstripe Bowl	Yankee Stadium, Bronx, N.Y.	Indiana vs. Duke	ABC
Sat., Dec. 26, 5:45 p.m.	Camping World Independence Bowl	Independence Stadium, Shreveport, La.	Tulsa vs. Virginia Tech	ESPN
Sat., Dec. 26, 9:15 p.m.	Foster Farms Bowl	Levi's Stadium, Santa Clara, Calif.	UCLA vs. Nebraska	ESPN
Mon., Dec. 28, 2:30 p.m.	Military Bowl presented by Northrop Grumman	Navy-Marine Corps Memorial Stadium, Annapolis, Md.	Pittsburgh vs. Navy	ESPN
Mon., Dec. 28, 5 p.m.	Quick Lane Bowl	Ford Field, Detroit, Mich.	Central Michigan vs. Minnesota	ESPN2
Tues., Dec. 29, 2 p.m.	Lockheed Martin Armed Forces Bowl	Amon G. Carter Stadium, Fort Worth, Texas	California vs. Air Force	ESPN
Tues., Dec. 29, 5:30 p.m.	Russell Athletic Bowl	Orlando Citrus Bowl, Orlando, Fla.	North Carolina vs. Baylor	ESPN
Tues., Dec. 29, 7:30 p.m.	Nova Home Loans Arizona Bowl	Arizona Stadium, Tucson, Ariz.	Nevada vs. Colorado State	CI/ASN
Tues., Dec. 29, 9 p.m.	AdvoCare V100 Texas Bowl	NRG Stadium, Houston, Texas	LSU vs. Texas Tech	ESPN
Wed., Dec. 30, 12 p.m.	Birmingham Bowl	Legion Field, Birmingham, Ala.	Auburn vs. Memphis	ESPN
Wed., Dec. 30, 3:30 p.m.	Belk Bowl	Bank of America Stadium, Charlotte, N.C.	N.C. State vs. Mississippi State	ESPN
Wed., Dec. 30, 7 p.m.	Franklin American Mortgage Music City Bowl	LP Field, Nashville, Tenn.	Texas A&M vs. Louisville	ESPN
Wed., Dec. 30, 10:30 p.m.	Holiday Bowl	Qualcomm Stadium, San Diego, Calif.	USC vs. Wisconsin	ESPN
Thurs., Dec. 31, 12 p.m.	Chick-fil-A Peach Bowl	Georgia Dome, Atlanta, Ga.	Houston vs. Florida State	ESPN
Thurs., Dec. 31, 4 p.m.	College Football Playoff at Capital One Orange Bowl	Sun Life Stadium, Miami Gardens, Fla.	Oklahoma vs. Clemson	ESPN
Thurs., Dec. 31, 8 p.m.	College Football Playoff at Goodyear Cotton Bowl Classic	AT&T Stadium, Arlington, Texas	Michigan State vs. Alabama	ESPN
Fri., Jan. 1, 12 p.m.	Outback Bowl	Raymond James Stadium, Tampa, Fla.	Northwestern vs. Tennessee	ESPN2
Fri., Jan. 1, 1 p.m.	Buffalo Wild Wings Citrus Bowl	Orlando Citrus Bowl, Orlando, Fla.	Michigan vs. Florida	ABC
Fri., Jan. 1, 1 p.m.	BattleFrog Fiesta Bowl	University of Phoenix Stadium, Glendale, Ariz.	Notre Dame vs. Ohio State	ESPN
Fri., Jan. 1, 5 p.m.	Rose Bowl Game presented by Northwestern Mutual	Rose Bowl, Pasadena, Calif.	Stanford vs. Iowa	ESPN
Fri., Jan. 1, 8:30 p.m.	Allstate Sugar Bowl	Mercedes-Benz Superdome, New Orleans, La.	Oklahoma State vs. Ole Miss	ESPN
Sat., Jan. 2, 12 p.m.	TaxSlayer Bowl	EverBank Field, Jacksonville, Fla.	Penn State vs. Georgia	ESPN
Sat., Jan. 2, 3:20 p.m.	AutoZone Liberty Bowl	Liberty Bowl Memorial Stadium, Memphis, Tenn.	Kansas State vs. Arkansas	ESPN
Sat., Jan. 2, 6:45 p.m.	Valero Alamo Bowl	Alamodome, San Antonio, Texas	Oregon vs. TCU	ESPN
Sat., Jan. 2, 10:15 p.m.	Cactus Bowl	Chase Field, Phoenix, Ariz.	West Virginia vs. Arizona State	ESPN
Mon., Jan. 11, 8:30 p.m.	College Football Playoff National Championship	University of Phoenix Stadium, Glendale, Ariz.	National Championship	ESPN

FOOTBALL BOWL ASSOCIATION

As of Dec. 12, 2015

footballbowlassociation.com | @collegebowls



WKU survives 'Bahamas Relay' to capture inaugural Popeyes Bahamas Bowl

WKU survived a furious Central Michigan fourth-quarter comeback, which included a 75-yard last-gasp relay play for a touchdown as time expired, but a broken-up 2-point conversion attempt following the improbable TD gave the Hilltoppers a 49-48 victory and the inaugural Popeyes Bahamas Bowl title.

In a stadium that has hosted major international track meets, the four-person relay by the Chippewas was as exciting as any seen on the Thomas A. Robinson National Stadium surface and was an immediate hit on ESPN and social media. The final touchdown was named the play of the bowl season by ESPN's SportsCenter and was a finalist for a Best Play ESPY.

WKU (8-6) finally put an end to Central Michigan's 34-point fourth quarter with a defensive stop in the back corner of the end zone that brought a celebration from the Hilltoppers.

Trailing 49-42 with one second remaining and faced with 75 yards of Bahamian grass in front of them, the Central Michigan offense lined up for one final prayer that was answered.

Quarterback Cooper Rush heaved one last gasp pass 47 yards down the field where it was caught by Jesse Kroll at the Hilltoppers 28. Then chaos ensued. After laterals from Kroll, Deon Butler and Courtney Williams, Titus Davis raced 15 yards, dove and grazed the pylon – launching the crowd into pandemonium.

With the WKU lead trimmed to an unimaginably thin 49-48, the Chippewas (7-6) threw caution to the wind and tried for a 2-point conversion in hopes of winning the game. Rush threw for Kroll, but WKU defensive back Wonderful Terry broke up the fade-route pass to give WKU its first FBS bowl victory in school history under first-year head coach Jeff Brohm.

Brohm reiterated the importance of the win and commended his players. "To get this first bowl victory for our school is big," he emphasized. "We were sitting at 3-5 at one point in our season, and to find a way to reel off five straight victories is a testament to our players, our university and the leadership we have."



CMU head coach Dan Enos discussed the decision to go for two and the victory. "We didn't want to go to overtime because we had had trouble stopping them all day," explained Enos. "I looked at the players and said, 'What do you got?' and they said, 'Let's do it. Let's win this game.'"

Popeyes Bahamas Bowl Player of the Game honors went to WKU's Brandon Doughty (offense) and WKU defensive end Derik Overstreet (defense). Doughty threw for 486 yards, 350 in the first half with five touchdowns, all to different receivers. Overstreet recorded five tackles and 2.5 tackles for loss that included two second-half sacks.

Before the nightmarish fourth quarter, the Hilltoppers played as crisp and dominant a game as they had all season long.

WKU scored touchdowns on each of their six first-half possessions against the MAC's top defense, including twice in the final two minutes, as the Hilltoppers built a 42-14 halftime lead, an advantage that was extended to 49-14 after three quarters.

The fourth quarter was a different story, as Rush connected with Davis for touchdowns twice to cut WKU's lead to 49-28. Then

defensive end Joe Ostman flipped a 52-yard completion to WKU's Willie McNeil inside out by forcing a fumble at the Central Michigan 13, which was recovered by Chippewas corner Tony Annese. Annese returned the fumble back to the CMU 36, and from there, Central Michigan marched down the field to score on a Rush TD pass to trail by 14.

WKU was forced to punt on their ensuing possession, and a four-play, 55-second drive



capped by a 7-yard TD strike from Rush to Anthony Garland with 1:09 left gave Central Michigan hope.

WKU successfully recovered the CMU inside kick after the score and milked the clock before being forced to punt, which set up the final frenzied play for the Chippewas that left the stadium breathless and WKU in possession of the inaugural Popeyes Bahamas Bowl trophy.

Rush set FBS bowl records for touchdown passes with seven and most net passing yards with 255 in the fourth quarter alone. The combined 971 passing yards and 12 TD passes for Doughty and Rush also broke FBS two-team bowl records.

It was a game and a finish no one in attendance in the Bahamas or watching on ESPN will long forget.

POPEYES BAHAMAS BOWL RECORD BOOK

Game Date	Score	Attendance	Weather	Players of the Game
Dec. 24, 2014	WKU 49, Central Michigan 48	13,667	Mostly Cloudy 79°	QB Brandon Doughty, WKU (offense) DE Derik Overstreet, WKU (defense)

INDIVIDUAL

RUSHING

Most Rushing Attempts

- 14-Anthony Wales, WKU 2014 (95 yards)
- 13-Leon Allen, WKU 2014 (52 yards)

Most Rushing Yards

- 95-Anthony Wales, WKU 2014 (14 attempts)
- 52-Leon Allen, WKU 2014 (13 attempts)

Most Rushing Yards in a Half

- 66-Anthony Wales, WKU 2014 (12 attempts, second half)
- 66-Martez Walker, Central Michigan 2014 (8 attempts; second half)

Most Rushing Yards – Quarterback

- 26-Cooper Rush, Central Michigan 2014 (8 attempts)
- 4-Brandon Doughty, WKU 2014 (2 attempts)

Highest Rushing Yard Average Per Attempt (min. 10 attempts)

- 6.8-Anthony Wales, WKU 2014 (14 for 95)
- 4.0-Leon Allen, WKU 2014 (13 for 52)

Most Touchdowns Rushing

- 1-Anthony Wales, WKU 2014
- 1-Leon Allen, WKU 2014

PASSING

Most Pass Attempts

- 45-Cooper Rush, Central Michigan 2014 (28-45-1, 493 yards, 7 TD)
- 42-Brandon Doughty, WKU 2014 (31-42-0, 486 yards, 5 TD)

Most Pass Attempts without an Interception

- 42-Brandon Doughty, WKU 2014

Most Pass Completions

- 31-Brandon Doughty, WKU 2014 (31-42-0, 486 yards, 5 TD)
- 28-Cooper Rush, Central Michigan 2014 (28-45-1, 493 yards, 7 TD)

Most Consecutive Completions

- 7-Brandon Doughty, WKU 2014

Most Passing Yards

- 493-Cooper Rush, Central Michigan 2014 (28-45-1, 7 TD)
- 486-Brandon Doughty, WKU 2014 (31-42-0, 5 TD)

Most Passing Yards in a Half

- 350-Brandon Doughty, WKU 2014 (22-30-0, 5 TD; first half)

Most Passing Yards in a Quarter

- 255-Cooper Rush, Central Michigan 2014 (13-17-0, 5 TD, fourth quarter) - *NCAA bowl record*

Most Touchdown Passes

- 7-Cooper Rush, Central Michigan 2014 - *NCAA bowl record*
- 5-Brandon Doughty, WKU 2014

Highest Completion Percentage (minimum 20 attempts)

- 73.8-Brandon Doughty, WKU 2014 (31 of 42)
- 62.2-Cooper Rush, Central Michigan 2014 (28 of 45)

Most Interceptions

- 1-Cooper Rush, Central Michigan 2014

RECEIVING

Most Receptions

- 6-Titus Davis, Central Michigan 2014 (137 yards, 4 TD)
- 5-Willie McNeal, WKU 2014 (155 yards, 1 TD)
- 5-Jared Dangerfield, WKU 2014 (87 yards, 1 TD)
- 5-Leon Allen, WKU 2014 (45 yards, 0 TD)

Most Receiving Yards

- 155-Willie McNeal, WKU 2014 (5 receptions, 1 TD)
- 137-Titus Davis, Central Michigan 2014 (6 receptions, 4 TD)
- 109-Jesse Kroll, Central Michigan 2014 (4 receptions, 0 TD)

Most Receiving Yards in a Half

- 93-Willie McNeal, WKU 2014 (5 receptions, first half)

Most Touchdowns Receiving

- 4-Titus Davis, Central Michigan 2014 (6 receptions, 137 yards) - *tied NCAA bowl record*
- 2-Courtney Williams, Central Michigan 2014 (3 receptions, 70 yards)

Highest Average Per Reception (minimum 3 receptions)

- 31.0-Willie McNeal, WKU 2014 (5 receptions, 155 yards)
- 27.3-Jesse Kroll, Central Michigan (4 receptions, 109 yards)

TOTAL OFFENSE

Most Plays

- 53-Cooper Rush, Central Michigan 2014 (8 rushes, 45 passes)
- 44-Brandon Doughty, WKU 2014 (2 rushes, 42 passes)

Most Total Yards

- 519-Cooper Rush, Central Michigan 2014 (26 rushing, 493 passing)
- 490-Brandon Doughty, WKU 2014 (4 rushing, 486 passing)

Highest Average Per Play (minimum 40 plays)

- 11.14-Brandon Doughty, WKU 2014 (44 plays, 490 yards)
- 9.79-Cooper Rush, Central Michigan 2014 (53 plays, 519 yards)

Most Touchdowns Responsible For (TDs scored and passed for)

- 7-Cooper Rush, Central Michigan 2014 (7 pass) - *tied NCAA bowl record*
- 5-Brandon Doughty, WKU 2014 (5 pass)

Most Points Responsible For (Points scored and passed for)

- 42-Cooper Rush, Central Michigan 2014 (7 passing TD) - *tied NCAA bowl record*
- 30-Brandon Doughty, WKU 2014 (5 passing TD)

ALL-PURPOSE YARDS (Yards from rushing, receiving & runbacks)

Most Plays

- 18-Leon Allen, WKU 2014 (13 rushing, 5 receiving)
- 15-Anthony Wales, WKU 2014 (14 rushing, 1 receiving)

Most All-Purpose Yards

- 175-Willie McNeal, WKU 2014 (155 receiving, 20 kickoff return)
- 137-Titus Davis, Central Michigan 2014 (137 receiving)

Highest Average Per Play (minimum 5 plays)

- 29.2-Willie McNeal, WKU 2014 (175 yards, 6 plays)
- 27.3-Jesse Kroll, Central Michigan 2014 (109 yards, 4 plays)

TANDEM YARDS (Yardage from rushing and receiving)

Most Plays

- 18-Leon Allen, WKU 2014 (52 rush yards, 45 receiving yards)
- 15-Anthony Wales, WKU 2014 (95 rush yards, 12 receiving yards)

Most Tandem Yards

- 107-Anthony Wales, WKU 2014 (14 rush, 1 receiving)
- 97-Leon Allen, WKU 2014 (13 rush, 5 receiving)

Highest Average Per Play (minimum 15 plays)

- 7.13-Anthony Wales, WKU 2014 (15 plays, 107 yards)
- 5.39-Leon Allen, WKU 2014 (97 yards, 18 plays)

SCORING

Most Points Scored

- 24-Titus Davis, Central Michigan 2014 (4 receiving TD)
- 12-Courtney Williams, Central Michigan 2014 (2 receiving TD)

Most Points – Kicker

- 6-Brian Eavey, Central Michigan 2014 (6 PAT)
- 6-Garrett Schwettman, WKU 2014 (6 PAT)

Most Points Rushing

- 6-Leon Allen, WKU 2014
- 6-Anthony Wales, WKU 2014

POPEYES BAHAMAS BOWL RECORD BOOK

Most Points Receiving

24-Titus Davis, Central Michigan 2014

12-Courtney Williams, Central Michigan 2014

Most Touchdowns

4-Titus Davis, Central Michigan 2014 (4 receiving TD)

2-Courtney Williams, Central Michigan 2014 (2 receiving TD)

FIELD GOALS/EXTRA POINTS**Most Field Goals**

Has not occurred

Most Field Goal Attempts

1-Garrett Schwettman, WKU 2014 (36, miss)

Longest Field Goal

Has not occurred

Longest Field Goal Attempt

36-Garrett Schwettman, WKU 2014 (missed)

Most Extra-Point Kick Attempts

6-Brian Eavey, Central Michigan 2014 (6 made)

6-Garrett Schwettman, WKU 2014 (6 made)

Most Extra Point Kicks Made

6-Brian Eavey, Central Michigan 2014 (6 attempts)

6-Garrett Schwettman, WKU 2014 (6 attempts)

Most Two-Point Conversions

Has not occurred

Most Two-Point Conversion Attempts

1-Cooper Rush, Central Michigan 2014 (pass attempt failed)

PUNTING**Most Punts**

4-Ron Coluzzi, Central Michigan 2014 (77 yards, 19.2 average)

3-Joseph Occhipinti, WKU 2014 (84 yards, 28.0 average)

Longest Punt

41-Joseph Occhipinti, WKU 2014

26-Joseph Occhipinti, WKU 2014

Highest Punting Average (minimum 3 punts)

28.0-Joseph Occhipinti, WKU 2014 (3 punts, 84 yards)

19.2-Ron Coluzzi, Central Michigan 2014 (4 punts, 77 yards)

PUNT RETURNS**Most Punt Returns**

Has not occurred

Most Punt Return Yards

Has not occurred

Highest Punt Return Average (minimum 3 returns)

Has not occurred

Punt Returns for Touchdowns

Has not occurred

KICK RETURNS**Most Kickoff Returns**

2-Amari Coleman, Central Michigan 2014 (33 yards)

2-Courtney Williams, Central Michigan 2014 (28 yards)

Most Kickoff Return Yards

33-Amari Coleman, Central Michigan 2014 (2 returns)

28-Courtney Williams, Central Michigan 2014 (2 returns)

Highest Kickoff Return Average (minimum 2 returns)

16.5-Amari Coleman, Central Michigan 2014 (2 returns, 33 yards)

14.0-Courtney Williams, Central Michigan 2014 (2 returns, 28 yards)

Kickoff Returned for Touchdowns

Has not occurred

LONGEST PLAYS**Longest Rush**

30-Anthony Wales, WKU 2014

29-Leon Allen, WKU 2014

Longest Rushing Touchdown

21t-Anthony Wales, WKU 2014

Longest Pass/Passing Touchdown

75t-Cooper Rush to Jesse Kroll (47 yards), lateral to Deon Butler (11 yards), lateral to Courtney Williams (2 yards) and lateral to Titus Davis (15 yards), Central Michigan 2014

55t-Brandon Doughty to Willie McNeal, WKU 2014

Longest Punt Returns

Has not occurred

Longest Kickoff Returns

21-Amari Coleman, Central Michigan 2014

18-Courtney Williams, Central Michigan 2014

Longest Interception Returns

16-Cam Thomas, WKU 2014

Longest Fumble Returns

27-Tony Annese, Central Michigan 2014

DEFENSE**Most Total Tackles**

10-Justin Cherocci, Central Michigan 2014

9-Tony Annese, Central Michigan 2014

Most Solo Tackles

5-Daeshawn Bertram, WKU 2014

4-Five players

Most Assisted Tackles

6-Tony Annese, Central Michigan 2014

6-Justin Cherocci, Central Michigan 2014

6-Brandon Lesten, WKU 2014

Most Tackles for Loss

2.5-Derik Overstreet, WKU 2014 (-14 yards)

1.5-Dejon Brown, WKU 2014 (-4 yards)

1.5-Gavin Rocker, WKU 2014 (-4 yards)

Most Quarterback Sacks

2-Derik Overstreet, WKU 2014 (-13 yards)

1-Gavin Rocker, WKU 2014 (-4 yards)

1-Tanner Reeves, WKU 2014 (-2 yards)

Most Pass Breakups

4-Wonderful Terry, WKU 2014

1-Four players

Most Interceptions

1-Cam Thomas, WKU 2014 (16 yards)

Interceptions Returned for Touchdowns

Has not occurred

Most Fumbles Forced

1-Joe Ostman, Central Michigan 2014

1-Tanner Reeves, WKU 2014

Most Fumbles Recovered

1-Tony Annese, Central Michigan 2014 (27 yards)

1-Justin Cherocci, Central Michigan 2014 (0 yards)

Fumbles Returned for Touchdowns

Has not occurred

HALFTIME**Most Yards Rushing**

52-Leon Allen, WKU 2014 (10 attempts)

Most Yards Passing

305-Brandon Doughty, WKU 2014 (22-28-0, 5 TD)

Most Pass Completions

22-Brandon Doughty, WKU 2014 (28 attempts)

POPEYES BAHAMAS BOWL RECORD BOOK

Most Pass Receptions

7-Titus Davis, Central Michigan 2014 (87 yards)

Most Receiving Yards

93-Willie McNeal, WKU 2014 (5 receptions)

Most Total Offense

353-Brandon Doughty, WKU 2014 (3 rushing, 350 passing)

MILESTONE GAMES**100-Yard Rushing Games**

Has not occurred

100-Yard Receiving Games

155-Willie McNeal, WKU 2014 (5 receptions, 1 TD)

137-Titus Davis, Central Michigan 2014 (4 receptions, 4 TD)

109-Jesse Kroll, Central Michigan 2014 (4 receptions)

300-Yard Passing Games

493-Cooper Rush, Central Michigan 2014 (28-45-1, 7 TD)

486-Brandon Doughty, WKU 2014 (31-42-0, 5 TD)

TEAM**SCORING****Most Points Scored**

49-WKU 2014

48-Central Michigan 2014

Most Points Scored - Half

42-WKU 2014 (first half)

34-Central Michigan 2014 (second half)

Most Points Scored - 1st Quarter

21-WKU 2014

7-Central Michigan 2014

Most Points Scored - 2nd Quarter

21-WKU 2014

7-Central Michigan 2014

Most Points Scored - 3rd Quarter

7-WKU 2014

Most Points Scored - 4th Quarter

34-Central Michigan 2014

Most Touchdowns

7-WKU 2014

7-Central Michigan 2014

FIRST DOWNS**Most First Downs**

30-WKU 2014

28-Central Michigan 2014

Most Rushing First Downs

6-Central Michigan 2014

6-WKU 2014

Most Passing First Downs

22-WKU 2014

20-Central Michigan 2014

Most First Downs by Penalty

2-Central Michigan 2014

2-WKU 2014

RUSHING**Most Attempts**

32-WKU 2014

29-Central Michigan 2014

Most Net Rushing Yards

161-WKU 2014

114-Central Michigan 2014

Most Rushing Yards in a Half

91-WKU 2014 (first half)

70-WKU 2014 (second half)

58-Central Michigan 2014 (second half)

56-Central Michigan 2014 (first half)

Highest Average Per Rush

5.0-WKU 2014 (32 for 161)

3.9-Central Michigan 2014 (29 for 114)

Most Touchdowns Rushing

2-WKU 2014

PASSING/RECEIVING**Most Pass Attempts**

45-Central Michigan 2014

42-WKU 2014

Most Pass Completions

31-WKU 2014

28-Central Michigan 2014

Most Net Passing Yards

493-Central Michigan 2014

486-WKU 2014

Most Net Passing Yards in a Half

350-WKU 2014 (first half)

291-Central Michigan (second half)

203-Central Michigan 2014 (first half)

136-WKU 2014 (second half)

Most Touchdown Passes7-Central Michigan 2014 - *NCAA bowl record*

5-WKU 2014

Highest Completion Percentage (minimum 20 attempts)

73.8-WKU 2014 (31 of 42)

62.2-Central Michigan 2014 (28 of 45)

Highest Average Per Attempt

11.6-WKU 2014 (42 for 486)

11.0-Central Michigan 2014 (45 for 493)

Highest Average Per Completion

17.6-Central Michigan 2014 (28 for 493)

15.7-WKU 2014 (31 for 486)

Most Interceptions

1-Central Michigan 2014

TOTAL OFFENSE**Most Plays**

74-Central Michigan 2014

74-WKU 2014

Most Total Yards

647-WKU 2014

607-Central Michigan 2014

Highest Average Per Play

8.7-WKU 2014 (74 for 647)

8.2-Central Michigan 2014 (74 for 607)

FUMBLES**Most Fumbles**

3-WKU 2014

1-Central Michigan 2014

Most Fumbles Lost

2-WKU 2014

PENALTIES**Most Penalties**

9-WKU 2014

8-Central Michigan 2014

POPEYES BAHAMAS BOWL RECORD BOOK

Most Penalty Yards

105-WKU 2014
77-Central Michigan 2014

PUNTING**Most Punts**

4-Central Michigan 2014
3-WKU 2014

Most Punting Yards

84-WKU 2014
77-Central Michigan 2014

Highest Punting Average

28.0-WKU 2014 (3 for 84)
19.2-Central Michigan (4 for 77)

Highest Net Punting Average

28.0-WKU 2014
19.3-Central Michigan 2014

Most Punts Inside the 20

Has not occurred

PUNT RETURNS**Most Punt Returns**

Has not occurred

Most Punt Return Yards

Has not occurred

Highest Punt Return Average

Has not occurred

Punt Returns for Touchdowns

Has not occurred

KICK RETURNS**Most Kickoff Returns**

4-Central Michigan 2014
1-WKU 2014

Most Kickoff Return Yards

61-Central Michigan 2014
20-WKU 2014

Highest Kickoff Return Average

20.0-WKU 2014 (1 for 20)
15.3-Central Michigan 2014 (4 for 61)

Kickoff Returned for Touchdowns

Has not occurred

INTERCEPTIONS**Most Interceptions**

1-WKU 2014

Most Interception Return Yards

16-WKU 2014

Interceptions Returned for Touchdowns

Has not occurred

FUMBLES (DEFENSE)**Most Fumbles Forced**

1-Central Michigan 2014
1-WKU 2014

Most Fumbles Recovered

2-Central Michigan 2014

Most Fumbles Returned

2-Central Michigan 2014

Most Fumble Return Yardage

27-Central Michigan 2014

Fumbles Returned for Touchdowns

Has not occurred

TIME OF POSSESSION**Most Time of Possession**

32:51-Central Michigan 2014
27:09-WKU 2014

THIRD-DOWN CONVERSIONS**Most Third-Down Conversions**

8-WKU 2014
6-Central Michigan 2014

Most Third-Down Conversion Attempts

12-Central Michigan 2014
12-WKU 2014

FOURTH-DOWN CONVERSIONS**Most Fourth-Down Conversions**

1-Central Michigan 2014
1-WKU 2014

Most Fourth-Down Conversion Attempts

2-Central Michigan 2014
1-WKU 2014

FIELD GOALS/EXTRA POINTS**Most Field Goals**

Has not occurred

Most Field Goal Attempts

1-WKU 2014

Most Extra-Point Kick Attempts

7-WKU 2014
6-Central Michigan 2014

Most Extra Point Kicks Made

7-WKU 2014
6-Central Michigan 2014

Most Two-Point Conversions

Has not occurred

Most Two-Point Conversion Attempts

1-Central Michigan 2014 (pass attempt failed)

DEFENSE**Most Total Tackles**

74-WKU 2014
69-Central Michigan 2014

Most Solo Tackles

39-Central Michigan 2014
32-WKU 2014

Most Assisted Tackles

42-WKU 2014
30-Central Michigan 2014

Most Tackles for Loss

8-WKU 2014
3-Central Michigan 2014

Most Tackle for Loss Yardage

27-WKU 2014

Most Quarterback Sacks

4-WKU 2014

Most Sack Yardage

19-WKU 2014

Most Pass Breakups

6-WKU 2014
2-Central Michigan 2014

POPEYES BAHAMAS BOWL RECORD BOOK

COMBINED

SCORING

Most Points Scored

97-WKU 49, Central Michigan 48 2014

Most Points Scored – Half

56-WKU 42, Central Michigan 14 2014 (first half)

Most Points Scored – 1st Quarter

28-WKU 21, Central Michigan 7 2014

Most Points Scored – 2nd Quarter

28-WKU 21, Central Michigan 7 2014

Most Points Scored – 3rd Quarter

7-WKU 7, Central Michigan 0 2014

Most Points Scored – 4th Quarter

34-Central Michigan 34, WKU 0 2014

Most Touchdowns

14-WKU 7, Central Michigan 7 2014

FIRST DOWNS

Most First Downs

58-WKU 30, Central Michigan 28 2014

Most Rushing First Downs

12-Central Michigan 6, WKU 6 2014

Most Passing First Downs

42-WKU 22, Central Michigan 20 2014

Most First Downs by Penalty

4-Central Michigan 2, WKU 2 2014

RUSHING

Most Attempts

61-WKU 32, Central Michigan 29 2014

Most Net Rushing Yards

275-WKU 161, Central Michigan 114 2014

Most Rushing Yards in a Half

147-WKU 91, Central Michigan 56 (first half) 2014

Most Touchdowns Rushing

2-WKU 2, Central Michigan 0 2014

PASSING/RECEIVING

Most Pass Attempts

87-Central Michigan 45, WKU 42 2014

Most Pass Completions

59-WKU 31, Central Michigan 28 2014

Most Net Passing Yards979-Central Michigan 493, WKU 486 2014 - *NCAA bowl record***Most Net Passing Yards in a Half**

553-WKU 350, Central Michigan 203 (first half) 2014

Most Touchdown Passes12-Central Michigan 7, WKU 5 2014 - *NCAA bowl record***Highest Completion Percentage**

67.8-59 of 87; WKU (31/42), Central Michigan (28/45) 2014

Highest Average Per Attempt

11.3-87 for 979; WKU (42-486), Central Michigan (45-493) 2014

Highest Average Per Completion

16.6-59 for 979; Central Michigan (28-493), WKU (31-486) 2014

Most Interceptions

1-Central Michigan 1, WKU 0 2014

TOTAL OFFENSE

Most Plays

148-Central Michigan 74, WKU 74 2014

Most Total Yards

1254-WKU 647, Central Michigan 607 2014

Highest Average Per Play

8.5-148 for 1254; WKU (74-647), Central Michigan (74-607) 2014

FUMBLES

Most Fumbles

4-WKU 3, Central Michigan 1 2014

Most Fumbles Lost

2-WKU 2, Central Michigan 0 2014

PENALTIES

Most Penalties

17-WKU 9, Central Michigan 8 2014

Most Penalty Yards

182-WKU 105, Central Michigan 77 2014

PUNTING

Most Punts

7-Central Michigan 4, WKU 3 2014

Most Punting Yards

161-WKU 84, Central Michigan 77 2014

Highest Punting Average

23.0-7 for 161; WKU (3-64), Central Michigan (4-77) 2014

Most Punts Inside the 20

Has not occurred

PUNT RETURNS

Most Punt Returns

Has not occurred

Most Punt Return Yards

Has not occurred

Highest Punt Return Average

Has not occurred

Punt Returns for Touchdowns

Has not occurred

KICK RETURNS

Most Kickoff Returns

5-Central Michigan 4, WKU 1 2014

Most Kickoff Return Yards

81-Central Michigan 61, WKU 20 2014

Highest Kickoff Return Average

16.2-5 for 81; Central Michigan (4-61), WKU (1-20) 2014

Kickoff Returned for Touchdowns

Has not occurred

INTERCEPTIONS

Most Interceptions

1-WKU 1, Central Michigan 0 2014

Most Interception Return Yards

16-WKU 16, Central Michigan 0 2014

Interceptions Returned for Touchdowns

Has not occurred

FUMBLES (DEFENSE)

Most Fumbles Forced

2-Central Michigan 1, WKU 1 2014

Most Fumbles Recovered

2-Central Michigan 2, WKU 0 2014

Most Fumbles Returned

2-Central Michigan 2, WKU 0 2014

Most Fumble Return Yardage

27-Central Michigan 27, WKU 0 2014

POPEYES BAHAMAS BOWL RECORD BOOK

Fumbles Returned for Touchdowns

Has not occurred

THIRD-DOWN CONVERSIONS

Most Third-Down Conversions

14-WKU 8, Central Michigan 6 2014

Most Third-Down Conversion Attempts

24-Central Michigan 12, WKU 12 2014

FOURTH-DOWN CONVERSIONS

Most Fourth-Down Conversions

2-Central Michigan 1, WKU 1 2014

Most Fourth-Down Conversion Attempts

3-Central Michigan 2, WKU 1 2014

FIELD GOALS/EXTRA POINTS

Most Field Goals

Has not occurred

Most Field Goal Attempts

1-WKU 1, Central Michigan 0 2014

Most Extra-Point Kick Attempts

13-WKU 7, Central Michigan 6 2014

Most Extra Point Kicks Made

13-WKU 7, Central Michigan 6 2014

Most Two-Point Conversions

Has not occurred

Most Two-Point Conversion Attempts

1-Central Michigan, WKU 0 2014

DEFENSE

Most Total Tackles

143-WKU 74, Central Michigan 69 2014

Most Solo Tackles

71-Central Michigan 39, WKU 32 2014

Most Assisted Tackles

72-WKU 42, Central Michigan 30 2014

Most Tackles for Loss

11-WKU 8, Central Michigan 3 2014

Most Tackle for Loss Yardage

27-WKU 27, Central Michigan 0 2014

Most Quarterback Sacks

4-WKU 4, Central Michigan 0 2014

Most Sack Yardage

19-WKU 19, Central Michigan 0 2014

Most Pass Breakups

8-WKU 6, Central Michigan 2 2014

BOWL FIRSTS

Coin toss: Central Michigan won the toss and elected to kickoff

Player to touch football: Central Michigan K **Ron Coluzzi** (touchback) 2014

Offensive play: WKU QB **Brandon Doughty** (incomplete pass) 2014

Touchdown/Passing TD: WKU QB **Brandon Doughty** 14-yard pass to WR **Jared Dangerfield** (11:23-1st quarter) 2014

Rushing Touchdown: WKU RB **Leon Allen** 1-yard run (0:04-2nd quarter) 2014

Extra Point: WKU K **Garrett Schwettman** (11:23-1st quarter) 2014

Field Goal: None made

Turnover: WKU's **Cam Thomas** interception of Central Michigan QB **Cooper Rush** pass in the end zone and returned 16 yards (4:41-1st quarter) 2014

2014 GAME SUMMARY

	1	2	3	4	F (Record)
Central Michigan (MAC)	7	7	0	34	48 (7-6)
WKU (C-USA)	21	21	7	0	49 (8-5)

Attendance: 13,667; **Time:** 3:39; **Weather:** Mostly cloudy, 79 degrees

Head Coaches: Central Michigan-Dan Enos; WKU-Jeff Brohm

Offensive Player of the Game: WKU QB Brandon Doughty

Defensive Player of the Game: WKU DE Derik Overstreet

Scoring Summary

Qtr-Time	Team	Scoring Play - Scoring Drive (Plays-Yards-Time)	CMU-WKU	Score
1-11:23	WKU	Dangerfield 14 pass from Doughty (Schwettman kick)	11-75-3:37	0-7
1-10:00	CMU	Davis 21 pass from Rush (Eavey kick)	3-75-1:23	7-7
1-8:07	WKU	German 12 pass from Doughty (Schwettman kick)	6-75-1:53	7-14
1-1:13	WKU	Grant 19 pass from Doughty (Schwettman kick)	9-84-3:28	7-21
2-10:03	WKU	Henry 16 pass from Doughty (Schwettman kick)	10-81-3:23	7-28
2-2:55	CMU	Williams 30 pass from Rush (Eavey kick)	12-79-6:59	14-28
2-0:41	WKU	McNeal 55 pass from Doughty (Schwettman kick)	3-69-1:14	14-35
2-0:04	WKU	Allen 1 rush (Schwettman kick)	6-62-0:42	14-42
3-8:55	WKU	Allen 21 rush (Schwettman kick)	1-21-0:10	14-49
4-11:37	CMU	Davis 12 pass from Rush (Eavey kick)	10-80-4:42	21-49
4-8:03	CMU	Davis 23 pass from Rush (Eavey kick)	5-50-2:04	28-49
4-3:06	CMU	Williams 10 pass from Rush (Eavey kick)	7-64-3:10	35-49
4-1:09	CMU	Garland 7 pass from Rush (Eavey kick)	4-55-0:51	42-49
4-0:00	CMU	Kroll 47 pass from Rush, Butler 11 lateral, Williams 2 lateral, Davis 15 lateral (pass failed)	1-80-0:01	48-49

TEAM STATISTICS

	CMU	WKU
FIRST DOWNS	28	30
RUSHING ATT-YARDS-TD	29-114-0	32-161-2
NET YARDS PASSING	493	486
Comp-Att-Int	28-45-1	31-42-0
Passing Touchdowns	7	5
TOTAL OFFENSE PLAYS-YARDS	74-607	74-647
Average Gain Per Play	8.2	8.7
Fumbles: Number-Lost	1-0	3-2
Penalties: Number-Yards	8-77	9-105
PUNTS-YARDS	4-77	3-84
Average Yards Per Punt	19.2	28.0
Punt returns: Number-Yards-TD	0-0-0	0-0-0
Kickoff returns: Number-Yards-TD	4-61-0	1-20-0
Interceptions: Number-Yards-TD	0-0-0	1-16-0
Fumble Returns: Number-Yards	2-27	0-0
Time of Possession	32:51	27:09
3rd Down Conversions	6 of 12	8 of 12
4th Down Conversions	1 of 2	1 of 1

INDIVIDUAL STATISTICS

RUSHING (Attempts-Yards)

CMU - Martez Walker 9-68, Cooper Rush 8-26, Devon Spalding 8-12, Saylor Lavallii 4-8. WKU - Anthony Wales 14-95 1 TD, Leon Allen 13-52 1 TD, Taywan Taylor 1-11, Brandon Doughty 2-4, Kylan Towner 1-1.

PASSING (Completions-Attempts-Interceptions)

Central Michigan - Rush 28-45-1, 493 yds., 7 TD.
Western Kentucky - Doughty 31-42-0, 486 yds., 5 TD.

RECEIVING (Receptions-Yards)

CMU - Titus Davis 6-137 4 TD, Jesse Kroll 4-109, Courtney Williams 3-70 2 TD, Deon Butler 4-69, Anthony Rice 3-32, Mike Kinville 2-26, Joe Bacci 1-21, Spalding 2-17, Anthony Garland 1-7 1 TD, Lavallii 2-5. WKU - Willie McNeal 5-155 1 TD, Jared Dangerfield 5-87 1 TD, Mitchell Henry 3-47 1 TD, Allen 5-45, Nicholas Norris 3-33, Antwane Grant 2-30 1 TD, Taylor 1-28, Joel German 4-27 1 TD, Tim Gorski 1-18, Wales 1-12, Tyler Higbee 1-4.

PUNTING (Punts-Average-Long)

CMU - Ron Coluzzi 4-19.3, 25 long. WKU - Joseph Occhipinti 3-28.0, 41 long.

Thomas A. Robinson National Stadium

The Popeyes Bahamas Bowl is played in Nassau's state-of-the-art Thomas A. Robinson National Stadium, located in the Queen Elizabeth Sports Centre.

The 15,000-seat stadium, a gift to The Bahamas from the People's Republic of China, was dedicated February 25, 2012 by former Prime Minister Hubert Ingraham in ceremonies witnessed by thousands of Bahamians. The original Thomas Robinson Stadium was built in 1981, and work on the new National Stadium at an adjacent site began in July 2009 at a cost of \$30 million.

The 190,452-square-foot facility features covered chairback seating on two sides, seating for disabled spectators, broadcast/coaches/game operations booths, a natural grass field for American football and soccer and an IAAF-certified track surface. Renovations to the stadium, including a new track and auxiliary press area, were completed in May 2014.

Robinson National Stadium is named after Thomas Augustus Robinson, MBE. Robinson was the sole competitor for The Bahamas on the world stage for many years. He competed in four Olympic Games, starting in 1956 in Melbourne, followed by Rome in 1960, Tokyo in 1964 and Mexico City in 1968. He became the first Bahamian to win a medal in international competition, a Bronze Medal in the 100-meter dash in the 1957 West Indian Federation Games in Kingston, Jamaica. He was also a part of the 400-meter relay team which also won a bronze medal.

At the 1958 British Empire Games in Cardiff, Wales, Robinson won a gold medal in the 220-yard dash and a silver in the 100-yard dash. He came back in the 1962 British Empire and Commonwealth Games to win a silver medal in the 100, a feat he repeated in the 1966 British Empire and Commonwealth Games. He also won a gold medal at the 1962 Central American and Caribbean Games.



Robinson won nine Big Ten Conference titles as a sprinter at the University of Michigan from 1959-61. He was inducted into Michigan's Hall of Honor in 1985 and the inaugural class of Michigan's Men's Track and Field Hall of Fame in 2006.

Discussions on the new stadium had begun some nine years before, with Robinson himself chairing the initial and final committee on the stadium. Robinson died November 25, 2012, just two days after the celebration of his participation in the Melbourne Olympics and before he could



National Stadium. The stadium operations are overseen by general manager Jeffrey Beckles.

see the facility that bears his name in use.

The facility has been the site for track (2013 Carifta Games and the 2014 and 2015 IAAF World Relays) and soccer (2018 FIFA World Cup qualifier - Bahamas vs. Bermuda, March 25, 2015).

The National Sports Authority, under chairman Leroy Archer, manages the 450-acre Queen Elizabeth Sports Centre, which includes Thomas A. Robinson



THOMAS A. ROBINSON NATIONAL STADIUM CAMPUS



ENTRANCES

- | | |
|-------------------|-------------------------|
| 1 - Teams | 3 - Media |
| 1 - Spirit Groups | 3 - ESPN Crew |
| 1a - VIPs | 4 - Officials |
| 2 - Spectators | 4 - Pre/Half Performers |
| 2 - Vendors | 5 - Pregame VIP Party |

PARKING

- | | | |
|-----------------|-------------------|--------------------|
| P1 - ABACO | P5 - EXUMA | P9 - RAGGED ISLAND |
| P2 - ACKLINS | P6 - GRAND BAHAMA | P10 - RUM CAY |
| P3 - CAT ISLAND | P7A&B - INAGUA | P11 - SAN SALVADOR |
| P4 - ELEUTHERA | P8 - MAYAGUANA | |

Giving Back to the Bahamas

The Popeyes Bahamas Bowl is “committed to promoting the Islands of The Bahamas and the educational and athletic opportunities for the youth of The Bahamas through college football”

That mission was realized during bowl week as the bowl hosted two events December 22 in Nassau to give back to the children of the Bahamas, thanks to the student-athletes, coaches and spirit groups of Middle Tennessee and Western Michigan.

A group of student-athletes and spirit groups from both schools visited The Ranfurly Homes for Children. After over 50 years, the Ranfurly Homes for Children is still a place of hope for young Bahamians. The home is a haven, a learning ground, a place where warm memories take shape for boys and girls whose life circumstances may have otherwise taken them on a very different path.

The current Ranfurly administration, led by president Alexandra Maillis-Lynch and administrator Alexander Roberts, has partnered with local and international organizations to further enhance the lives of Ranfurly residents.

The Popeyes Bahamas Bowl is sponsoring 10 children to live at the Ranfurly Homes. And, last year, thanks to the bowl’s broadcast on ESPN, a school in Dallas was moved to raise funds to assist Ranfurly.

During the broadcast, a clip of the players’ visit to Ranfurly was shown. Watching was Andy Blount, the headmaster at Good Shepherd Episcopal School in Dallas. The school held a sports equipment drive and fundraiser that raised enough money for sports balls, a new volleyball net system, \$75 gift cards for each child at the home and \$950 for operations.

When Blount and his wife delivered the items to Ranfurly in February 2015, they realized that there was a greater need for a new laundry facility. They contacted Conference USA commissioner Britton Banowsky and told him the school wanted to raise money for it. With the help of student council president Annmarie Melsheimer and 7th grade student Annie Walker, the school had an Ultimate Game Night in May that was expected to raise \$2,500. The Good Shepherd community came through much bigger, raising \$13,000 for the Ranfurly Laundry Project. The Popeyes Bahamas Bowl and Conference USA donated the remaining money, and Ranfurly began building the facility in July.

The bowl will honor Blount, Melsheimer and Walker and the Good Shepherd Episcopal School community during today’s game.

Ranfurly recently received 501(c)(3) status, so donations from US citizens and companies are tax-deductible. For more information, visit RanfurlyHome.org.

Also on December 22, a group of student-athletes from both schools traveled to the Roscow A.L. Davies Field near the location of today’s game to conduct a Youth Football Leadership Clinic in conjunction with USA Football and the Bahamas American Football Federation.

With the help of the student-athletes of the two institutions and the BAFF, USA Football conducted its Heads Up Football™ FUNdamentals clinic, which introduces children to football by teaching basic skills in a FUN and energetic environment. Certified clinicians use a series of drills to show passing, catching and running skills in a non-contact setting.

The clinic is part of the bowl’s larger commitment to youth football in the Bahamas. This year, the Popeyes Bahamas Bowl–Bahamas Youth Football program began on six islands, an initiative to bring American football to Bahamian youth. The program impacts over 200 10-year-old children. The PBB-BYF program, the first youth tackle football program in the Bahamas, features 18 teams of 12 players each, along with two coaches and one game official for each team.



New Providence and Grand Bahama. The Abacos, the Berry Islands, Bimini and Exuma have never had a youth tackle football program at any age level.

The PBB-BYF has other major components, including academic monitoring, life skills built into practices and speakers for game days on personal development, social development and education/career development. Every participant will wear brand-new equipment purchased for the program.

Popeyes, bowl owner ESPN Events, along with conference partners Conference USA and the Mid-American Conference have made the program a reality. The PBB-BYF is administered by program coordinator LaLisa Anthony, who is also the president of the Bahamas American Football Federation (BAFF).

For more information on USA Football and its programs, visit usafootball.com.



COMMUNICATIONS

CHRIS PIKA, DIRECTOR OF COMMUNICATIONS
C: 678-908-4853
E: CHRIS.PIKA@BAHAMASBOWL.COM



POPEYESBAHAMASBOWL.COM • f POPEYES BAHAMAS BOWL • @THEBAHAMASBOWL

FOR IMMEDIATE RELEASE: DECEMBER 17, 2015

CONTACT: CHRIS PIKA, POPEYES BAHAMAS BOWL DIRECTOR OF COMMUNICATIONS

EMAIL: CHRIS.PIKA@BAHAMASBOWL.COM; **CELL:** (678)-908-4853

ESPN'S STEVE LEVY, MACK BROWN, MARK MAY & KAYLEE HARTUNG TO CALL 2015 POPEYES BAHAMAS BOWL

NASSAU, Bahamas – Veteran ESPN *SportsCenter* anchor **Steve Levy** and college football analyst **Mark May**, who both called the inaugural Popeyes Bahamas Bowl last year, will be joined by former Texas head coach **Mack Brown** in the booth and **Kaylee Hartung** on the sidelines for ESPN at the 2015 Popeyes Bahamas Bowl between Middle Tennessee (7-5) and Western Michigan (7-5) on Thursday, Dec. 24 in Thomas A. Robinson National Stadium at Noon ET.

Steve Levy has been an anchor on *SportsCenter* since joining ESPN in August 1993. Along the way, he has also handled play-by-play on the NHL (1995–2005) on ESPN, ESPN2 and ABC Sports, college football on ESPN2 (1999–2002) and the NCAA Division I men's hockey semifinals and finals – “The Frozen Four” – in 1998 and '99. The versatile Levy has also served as the studio host for ESPN's NHL telecasts and co-hosted The NFL on ESPN Radio – previewing, reviewing and updating National Football League games all day on Sundays throughout the season.

Mark May, a 2005 College Football Hall of Fame inductee and 13-year NFL veteran as an offensive lineman, serves as an analyst for ESPN and ESPN2 studio shows and select college football game telecasts.

May was a first-round selection (20th overall) of the Washington Redskins in the 1981 NFL Draft. He played 10 years with the team where he was a starting offensive lineman – and a member of the famed “Hogs” offensive line – from 1982-90. While with the Redskins, May was a three-time Super Bowl participant, winning two championships, and played in the Pro Bowl following the 1988 season. In 1992, May was recognized as one of Washington's 70 Greatest Redskins. He also played with the San Diego Chargers in 1991 and retired after two seasons with the Arizona Cardinals (1992-93).

May, who attended the University of Pittsburgh, was a consensus All-American, the Outland Trophy winner as the best offensive lineman in 1980 and had his jersey retired by the school.

Mack Brown, former National Championship winning coach at Texas, joined ESPN in 2014 as a college football studio analyst on *College Football Countdown*, and also contributes to halftime and postgame shows for regional and Saturday night national games.

Brown was the head coach of the University of Texas Longhorns from 1998-2013, where he won the National Championship in 2005, played for the National Championship against Alabama in 2009, plus won two Big 12 Championships. Prior to that, Brown was the head coach at the University of North Carolina (1988-97), Tulane University (1985-87) and Appalachian State University (1983). He was named ACC Coach of the Year in 1996. He previously held assistant coaching positions at Oklahoma, LSU, Iowa State and Memphis State.

Brown compiled a 244-122 overall record as a collegiate head coach, and also won the Paul “Bear” Bryant Coach of the Year Award (2005), Bobby Dodd Coach of the Year Award (2008) and was a two-time Big 12 Coach of the Year (2005, '09) while coaching the Longhorns.

Kaylee Hartung is an award-winning college sports reporter for ESPN. Hartung regularly appears on *SportsCenter* and *SEC Nation*, SEC Network's traveling Saturday morning pregame show.

Hartung joined ESPN in the fall of 2012 as an anchor and reporter for Longhorn Network. She hosted Longhorn Network's flagship program *Longhorn Extra*, reported for *Texas GameDay* and crafted feature stories – two of which garnered LoneStar Emmys. When SEC Network launched in the fall of 2014, Hartung was tabbed as a reporter for the channel's flagship college football program, *SEC Nation*. She contributes to ESPN's coverage of college football, basketball and baseball.

For more information on the 2015 Popeyes Bahamas Bowl, visit PopeyesBahamasBowl.com.

POPEYES BAHAMAS BOWL

About The Popeyes Bahamas Bowl

The Popeyes Bahamas Bowl, a NCAA Football Bowl Subdivision (FBS) postseason bowl game, is committed to promoting the Islands of The Bahamas and the educational and athletic opportunities for the youth of The Bahamas through college football, while providing its conference partners and their alumni, fans and sponsors a first-class bowl experience. Owned and operated by ESPN Events, the second Popeyes Bahamas Bowl will take place in Nassau, Bahamas on Thursday, Dec. 24, 2015 at Thomas A. Robinson National Stadium between schools from Conference USA and the Mid-American Conference. The game will be televised nationally in the United States on ESPN. For more information, visit PopeyesBahamasBowl.com.

ESPN Events

[ESPN Events](http://ESPNEvents.com), a division of ESPN, owns and operates a large portfolio of collegiate sporting events worldwide. The roster includes three Labor Day weekend college football games; 13 college bowl games, 10 college basketball events and two college award shows, which accounts for approximately 250-plus hours of programming, reaches almost 64 million viewers and attracts over 700,000 attendees each year. With satellite offices in Boca Raton, Boise, Birmingham, Dallas-Fort Worth, Albuquerque, St. Petersburg and Las Vegas, ESPN Events builds relationships with conferences, schools and local communities, as well as providing unique experiences for teams and fans.

ESPN Events also manages the Big 12 Corporate Partner Program.

Collegiate Football

[Air Force Reserve Celebration Bowl](#) (Atlanta); [AdvoCare Texas Kickoff](#) (Houston); [AdvoCare V100 Texas Bowl](#) (Houston); [Birmingham Bowl](#) (Alabama); [Famous Idaho Potato Bowl](#) (Boise); [Gildan New Mexico Bowl](#) (Albuquerque); [Hawai'i Bowl](#) (Honolulu); [Lockheed Martin Armed Forces Bowl](#) (Dallas-Fort Worth); [Marmot Boca Raton Bowl](#) (Florida); [MEAC/SWAC Challenge presented by Disney](#) (Orlando, Fla.); [Orlando Kickoff](#) (Florida); [Popeyes Bahamas Bowl](#) (Nassau); [Raycom Media Camellia Bowl](#) (Montgomery, Ala.); [Royal Purple Las Vegas Bowl](#) (Nevada); [St. Petersburg Bowl](#) (Florida); [The Home Depot College Football Awards](#) (Atlanta) and [Zaxby's Heart of Dallas Bowl](#) (Dallas-Fort Worth)

Collegiate Basketball

[AdvoCare Invitational](#) (Walt Disney World Resort near Orlando, Fla.); [Armed Forces Classic](#) (Marine Corps Base Camp Smedley D. Butler, Okinawa, Japan); [DIRECTV Wooden Legacy](#) (Orange County, Calif.); [College Basketball Awards Presented by Wendy's](#) (Los Angeles); [Gildan Charleston Classic](#) (South Carolina); [Hawaiian Airlines Diamond Head Classic](#) (Honolulu); [Jimmy V Men's Classic Presented by Corona \(New York City\)](#); [Jimmy V Women's Classic Presented by Corona](#) (Hartford/Storrs, Conn.); [NIT Season Tip-Off](#) (Brooklyn, N.Y.); [Puerto Rico Tip-Off](#) (San Juan) and [State Farm Champions Classic](#) (Chicago)

For more information, visit ESPNEvents.com or the official [Facebook](#), [Twitter](#) or [YouTube](#) pages.

POPEYES BAHAMAS BOWL

Popeyes Bahamas Bowl Preview

BY CHRIS PIKA

What can the Popeyes Bahamas Bowl do for an encore? The inaugural edition, with two wide-open offenses, delivered in a big way with a huge fourth-quarter comeback and a final touchdown that captured the imagination of college football fans everywhere.


While there are no promises of last-minute heroics in 2015, the second edition of the Popeyes Bahamas Bowl features a pair of teams who love to throw the football around, a battle between the current Conference USA and Mid-American Conference Freshmen of the Year and each team has a pair of wide receivers who have put up big numbers this season as Middle Tennessee takes on Western Michigan this afternoon in Nassau's Thomas A. Robinson National Stadium.

Both teams are excited to be in the Bahamas to bask in the abundant sunshine and to enjoy the warm weather and the hospitality, and that excitement should carry over to the scoreboard in Nassau in the first meeting between the schools.

Both Middle Tennessee and Western Michigan enter the bowl with identical 7-5 records, and both the Blue Raiders and the Broncos posted 6-2 league marks in C-USA and the MAC, respectively. Middle Tennessee went on a roll in November and come to Nassau riding a four-game win streak. Western Michigan has won six of its last eight games, including an upset of No. 24 Toledo in the final regular-season game to claim a share of the MAC West Division title.

For Middle Tennessee, the Blue Raiders' prolific offense under head coach Rick Stockstill (64-60 in 10 seasons overall and at Middle Tennessee) has scored 40 or more points five times, including a pair of 70-point explosions while averaging just over 34 points per game.

The Blue Raiders set a school record for total offense yards with 5,504 as Middle Tennessee has over 5,000 offensive yards for the third straight season and is 30th in FBS total offense at 458.7 yards per game. A large part of the



offensive output has come from a pair of freshmen, quarterback Brent Stockstill, the son of the head coach, and wide receiver Richie James along with senior Ed Batties.

Stockstill, the 2015 Conference USA Freshman of the Year, set a C-USA record for most passing yards by a freshman with 3,678 yards and broke several Middle Tennessee single-season passing records including touchdowns (27) and 300-yard passing games (seven). Behind Stockstill's efforts, the Blue Raiders are 17th in passing offense in FBS at 310.4 yards per game.

James, his favorite target, was named to C-USA's first-team All-Conference squad after he set a school record for receptions with 100 and became the second player in school history to have over 1,000 receiving yards with 1,220 along with six touchdowns. The duo is the first 3,000-yard passing and 1,000-yard receiving combo in school history.

Batties, a second-team All-Conference USA selection, has 77 catches for 960 yards and he is sixth in FBS with 13 touchdown receptions, which broke the Middle Tennessee single-season record. The duo of Batties and James are second in FBS in combined receptions with 177, behind only their counterparts across the field today from Western Michigan.

The Blue Raiders are also stout on the ground, averaging 148.2 rush yards per game behind senior Jordan Parker, who has 467 yards and six touchdowns while averaging 4.6 yards per rush and junior Shane Tucker with 383 yards and two touchdowns. Five players have 40 or more carries this season.

The Blue Raider defense has been tough to score on in the red zone as Middle Tennessee ranks fifth in FBS in red-zone defense percentage, as the team has allowed opponents to score a touchdown or a field goal 71.1 percent of the time.

A pair of first-team All-Conference USA players lead the Blue Raiders defense. Senior linebacker T.T. Barber paces Middle Tennessee in tackles with 89, including 11.5 tackles for loss and a team high-tying four

Zach Terrell



WMU STAT LEADERS

PASSING	COMP	ATT	YDS	TD
Zach Terrell	244	365	3225	27
RUSHING	CAR	YDS	AVG	TD
Jamauri Bogan	143	836	5.8	12
Jarvion Franklin	146	699	4.8	5
RECEIVING	REC	YDS	AVG	TD
Daniel Braverman	103	1270	12.3	12
Corey Davis	82	1253	15.3	11

sacks. Senior free safety Kevin Byard leads the team with four interceptions and holds the school record for picks with 18.

Western Michigan's program is led by the youngest head coach in FBS, P.J. Fleck (16-21 in three seasons overall and at Western Michigan). The elite Broncos offense has lit up the scoreboard in 2015 with five games of 40 or more points, including three 50-point scoring outputs while averaging just over 35 points a game.

The Broncos offensive unit averages 480.9 yards per game, 21st in FBS, and they do it holding on to the football for an average of 34:32, second in the country behind only Stanford. One way to do that is to convert third downs. The Broncos are 13th in FBS in third-down conversions, making 47.5 percent of their attempts, just a few percentage points behind Clemson, the No. 1-ranked team in the nation.

Redshirt junior quarterback Zach Terrell, a third-team All-MAC performer, has thrown for 3,229 yards and 27 touchdowns this season while completing almost 67 percent of his passes.

Terrell's connections to junior receivers and first-team All-MAC selections Daniel Braverman and Corey Davis have made them the top receiving duo in FBS with a combined 185 catches so far this season. Braverman has 103 receptions for 1,270 yards and 12 touchdowns, averaging 12.3 yards a catch. Davis has 82 receptions for 1,253 yards and 11 touchdowns, and he is averaging 15.3 yards per catch. Davis has 3,602 career receiving yards, the most among active FBS student-athletes, and 32 receiving touchdowns, second-most among active FBS players.

The Western Michigan run game is 34th in the country, averaging 197.2 yards per contest, thanks to 2015 MAC Freshman of the Year Jamauri Bogan. The redshirt freshman rushed for 836 yards on 143 carries and 12 touchdowns to become the second straight WMU running back to be named conference freshman of the year. The previous winner of that award, Jarvion Franklin, rushed for 699 yards and five touchdowns as a sophomore this season.

On defense, the Broncos are led by sophomore safety Asantay Brown with 100 total tackles and a pair of interceptions on the way to third-team All-MAC honors. Redshirt sophomore linebacker Caleb Bailey is second in tackles with 74, which include 12 tackles for loss. Redshirt sophomore cornerback Darius Phillips, a second-team All-MAC selection, leads the team in interceptions with five, and the converted wide receiver has 20 passes defensed. His average of 1.7 passes defensed per game is tied for fifth in FBS. Phillips is also a dangerous return man who is averaging 23.4 yards per return, including a 100-yard return for a score against Michigan State.

The Bahamas loves a track meet, and both Middle Tennessee and Western Michigan promise to give them one today at the Popeyes Bahamas Bowl with the speed and quickness that show off some of the best individual talent in college football.



Brent Stockstill

MT STAT LEADERS

PASSING	COMP	ATT	YDS	TD
Brent Stockstill	301	451	3678	27
RUSHING	CAR	YDS	AVG	TD
Jordan Parker	101	468	4.6	6
Shane Tucker	117	383	3.3	2
RECEIVING	REC	YDS	AVG	TD
Richie James	100	1220	12.2	6
Ed'Marques Batties	77	960	12.5	13



MIDDLE TENNESSEE BLUE RAIDERS



WESTERN MICHIGAN BRONCOS

2015 MIDDLE TENNESSEE (7-5, 6-2 C-USA)

SEPTEMBER

5	JACKSON STATE	W, 70-14
12	at No. 2 Alabama	L, 10-37
19	CHARLOTTE*	W, 73-14
26	at Illinois	L, 25-27

OCTOBER

3	VANDERBILT	L, 13-17
10	at WKU*	L, 28-58
17	FIU*	W, 42-34
24	at Louisiana Tech*	L, 16-45

NOVEMBER

7	at Marshall*	W, 27-24 (3 ot)
14	at FAU*	W, 24-17
21	NORTH TEXAS*	W, 41-7
28	at UTSA*	W, 42-7

DECEMBER

24	vs. Western Michigan (Popeyes Bahamas Bowl)	
----	---	--

* - Conference USA games; home games in CAPS

2015 WESTERN MICHIGAN (7-5, 6-2 MAC)

SEPTEMBER

4	No. 5 MICHIGAN STATE	L, 24-37
12	at Georgia Southern	L, 17-43
19	MURRAY STATE	W, 52-20
26	at No. 1 Ohio State	L, 12-38

OCTOBER

10	CENTRAL MICHIGAN*	W, 41-39
17	at Ohio*	W, 49-14
24	MIAMI*	W, 35-13
24	at Eastern Michigan*	W, 58-28

NOVEMBER

5	BALL STATE*	W, 54-7
11	BOWLING GREEN*	L, 27-41
18	at Northern Illinois*	L, 19-27
27	at No. 24 Toledo*	W, 35-30

DECEMBER

24	vs. Middle Tennessee (Popeyes Bahamas Bowl)	
----	---	--

* - MAC games; home games in CAPS



MIDDLE TENNESSEE (7-5, 6-2 C-USA) vs. WESTERN MICHIGAN (7-5, 6-2 MAC)

Thursday, Dec. 24, 2015 • Noon (ET) • ESPN • Nassau, Bahamas • Thomas A. Robinson National Stadium

Site Thomas A. Robinson National Stadium
 Capacity.....15,000
 Surface Grass
 TV ESPN
 Radio PBB Radio Network | SiriusXM 84
 Twitter..... @TheBahamasBowl
 Hashtag..... #BahamasBowl
 Series Record..... First Meeting
 Last Meeting First Meeting



NicknameBlue Raiders
 2014 Record 7-5
 Head Coach..... Rick Stockstill
 Record at MT (Yrs.)..... 64-60 (10th)



NicknameBroncos
 2014 Record 7-5
 Head Coach..... P.J. Fleck
 Record at WMU (Yrs.).....16-21 (3rd)

THE SERIES

» The 2015 Popeyes Bahamas Bowl will mark the first meeting between Middle Tennessee and Western Michigan.

THE COACHES

» **RICK STOCKSTILL** is in his 10th season as the Middle Tennessee head coach and has a 64-60 career record, all with the Blue Raiders. He led the Blue Raiders to four previous bowl appearances, including the 2013 Bell Helicopter Armed Forces Bowl, MTSU's last bowl appearance. Stockstill spent 23 years as a college assistant at Bethune-Cookman, UCF, Clemson, East Carolina and South Carolina. He was a three-year letterman (1979-81) at Florida State as a quarterback, where he was team captain and earned Honorable Mention All-America honors in 1981.

» **P.J. FLECK** is in his third season as the Western Michigan head coach and has a 16-21 record, all with the Broncos. He led the Broncos to the 2014 Famous Idaho Potato Bowl, WMU's last bowl appearance. Fleck spent seven seasons as a college and NFL assistant with Ohio State, Northern Illinois, Rutgers and the Tampa Bay Buccaneers. He was a four-year letterman at Northern Illinois (1999-2001, 2003) as a wide receiver and punt returner. Fleck was on the San Francisco 49ers roster in 2004-05.

TEAM STATISTICAL COMPARISON

Middle Tennessee (7-5, 6-2 C-USA)

TEAM STATISTICS	MT	OPP
Points/Game	34.2	25.1
First Downs	284	242
Rushing/Game	148.2	141.3
Passing/Game	310.4	247.0
Total Offense/Game	458.7	388.3
Fumbles-Lost	22-18	18-8
Pen./Yds per Game	57/42.5	71/52.3
Time of Possession	30:17	29:43

Western Michigan (7-5, 6-2 MAC)

TEAM STATISTICS	WMU	OPP
Points/Game	35.2	28.1
First Downs	290	240
Rushing/Game	197.2	186.6
Passing/Game	283.8	224.8
Total Offense/Game	480.9	411.3
Fumbles-Lost	15-8	15-7
Pen./Yds per Game	72/55.5	66/45.2
Time of Possession	34:32	25:28

2015 NCAA TEAM RANKS (as of Dec. 13)

Category	MT	WMU
Total Offense	30	21
Rushing Offense	95	34
Passing Offense	17	26
Passing Efficiency	26	10
Scoring Offense	34	27
Total Defense	57	80
Rushing Defense	35	86
Passing Yards Allowed	92	68
Passing Efficiency Def.	44	75
Scoring Defense	t-52	78
Turnover Margin	t-87	t-65
3rd Down Conversion %	40	13
4th Down Conversion %	21	t-33
3rd Down Conversion % Def.	62	t-86
4th Down Conversion % Def.	t-39	14
Red Zone Offense	t-57	82
Red Zone Defense	5	57
Net Punting	127	20
Punt Returns	108	54
Kickoff Returns	62	51
First Downs Offense	t-29	26
First Downs Defense	t-57	56
Fewest Penalties Per Game	t-13	t-59
Time of Possession	53	2

INDIVIDUAL LEADERS

RUSHING	Att	Net	Avg	TD	YPG
Parker	102	467	4.6	6	46.7
Tucker	117	383	3.3	2	38.3

INDIVIDUAL LEADERS

RUSHING	Att	Net	Avg	TD	YPG
Bogan	143	836	5.8	12	69.7
Franklin	146	699	4.8	5	58.2

PASSING	C-A-I	Yds	TD	YPG
Stockstill	301-451-8	3678	27	306.5

PASSING	C-A-I	Yds	TD	YPG
Terrell	244-365-8	3229	27	269.1

RECEIVING	Rec	Yds	Avg	TD	YPG
James	100	1220	12.2	6	101.7
Batties	77	960	12.5	13	80.0

RECEIVING	Rec	Yds	Avg	TD	YPG
Braverman	103	1270	12.3	12	105.8
Davis	82	1253	15.3	11	104.4

DEFENSE	U-A-TT	TFL	Int.	PBU
Barber	62-27-89	11.5	1	3
Watt	49-17-66	1.0	0	3

DEFENSE	U-A-TT	TFL	Int.	PBU
Brown	55-45-100	3.0	2	5
Bailey	37-37-74	12.0	0	0

LIVE STATS: BAHAMAS.STATBROADCAST.COM





MIDDLE TENNESSEE BLUE RAIDERS DEPTH CHART

OFFENSE					DEFENSE					SPECIAL TEAMS							
QB	12	BRENT STOCKSTILL	6-0	200	r-Fr.	LE	49	STEVEN RHODES	6-3	248	Jr.	KR	39	Derrick Mitchell	6-2	203	RFr.
	2	Austin Grammer	6-2	204	r-Jr.		11	Peter Bailey	6-4	252	Jr.		80	Ed Batties	6-0	198	r-Sr.
RB	1	SHANE TUCKER	6-0	204	Jr.	LT	92	PATRICK McNEIL	6-1	318	r-Sr.	PR	80	ED BATTIES	6-0	198	r-Sr.
	6	Jordan Parker	6-1	214	Sr.		99	Jimal McBride	6-2	319	Jr.		87	Richie James	5-9	171	r-Fr.
FB	41	CHASE PENNYCUFF	6-0	268	r-Sr.	RT	51	SHAQUILLE HUFF	6-1	318	r-Jr.	P	99	MATT BONADIES	6-1	195	Fr.
	45	Corey McCarron	6-2	245	r-Sr.		97	Raynard Felton	6-4	278	r-Jr.		43	Trevor Owens	6-2	205	Fr.
LT	55	CARLOS JOHNSON	6-3	300	r-Fr.	RE	59	CHRIS HALE	6-4	266	r-Jr.	PK	87	CODY CLARK	6-1	177	r-Jr.
	74	Robert Behanan	6-3	285	r-Fr.		91	Justin Akins	6-4	257	r-So.		15	Canon Rooker	5-11	173	r-So.
LG	54	JAYLEN HUNTER	6-4	296	-Sr.	SLB	8	TREY WAFFORD	5-10	203	Sr.	KO	15	CANON ROOKER	5-11	173	r-So.
	63	Josh Chester	6-3	300	r-Jr.		31	DJ Sanders	6-0	213	So.		87	Cody Clark	6-1	177	r-Jr.
C	66	DANIEL STEPHENS	6-2	304	Jr.	MLB	24	CAVELLIS LUCKETT	6-0	241	Sr.	LS	53	WILLIAM EADS	6-0	217	r-Jr.
	63	Josh Chester	6-3	300	r-Jr.		30	Darius Harris	6-2	224	r-Fr.	H	38	JIM CARDWELL	5-9	170	r-Fr.
RG	73	CHANDLER BREWER	6-6	310	Fr.	WLB	38	T.T. BARBER	6-1	233	Sr.		2	Austin Grammer	6-2	204	r-Jr.
	70	Conner Trent	6-5	306	r-So.		39	James Roberson	6-0	218	r-Sr.						
X	80	ED BATTIES	6-0	198	r-Sr.	RC	21	JAMARCUS HOWARD	6-0	182	Sr.						
	19	Derek Barnes	6-0	180	r-Jr.		9	Jeremy Cutrer	6-2	170	Jr.						
H	87	RICHIE JAMES	5-9	171	r-Fr.	FS	20	KEVIN BYARD	5-11	215	r-Sr.						
	13	Demetrius Frazier	5-10	198	r-Jr.		2	Alex Dale	5-10	192	r-Jr.						
Z	81	CHRISTIAN COLLIS	6-0	211	r-Sr.	SS	42	XAVIER WALKER	6-4	208	Sr.						
	86	Rod Ducksworth	6-0	167	Jr.		22	Quay Watt	6-0	204	r-Sr.						
TE	84	TERRY PETTIS	6-5	228	r-Jr.	LC	47	MIKE MINTER	6-0	184	r-So.						
	88	Lucas Hamilton	6-5	262	r-So.		28	Dontavious Heard	6-1	196	Jr.						



WESTERN MICHIGAN BRONCOS DEPTH CHART

OFFENSE					DEFENSE					SPECIAL TEAMS							
X	84	COREY DAVIS	6-3	205	Jr.	LE	98	JARRELL McKINNEY	6-4	241	Sr.	KO	39	DERRICK MITCHELL	6-2	203	r-Fr.
	15	Carrington Thompson	6-2	162	r-Jr.		5	Andre Turner	6-4	250	r-So.		45	Andrew Haldeman	5-10	180	Sr.
SUPER	8	DANIEL BRAVERMAN	5-10	177	r-Jr.	-or-	53	Nathan Braster	6-5	258	So.	PK	45	ANDERW HALDEMAN	5-10	180	Sr.
	86	Keishawn Watson	6-0	185	Fr.	3T	8	CLEVELAND SMITH	6-1	262	Sr.		39	Derrick Mitchell	6-2	203	r-Fr.
LT	70	WILLIE BEAVERS	6-5	309	Sr.		15	Jamar Simpkins	6-2	279	Jr.	P	37	J. SCHROEDER	6-0	203	Sr.
	78	Elliot Jordan	6-7	279	r-Fr.	-or-	50	Daniel Jackson	6-3	250	Fr.		39	Derrick Mitchell	6-2	203	r-Fr.
LG	65	JACKSON DAY	6-3	292	Jr.	NT	68	DAVID CURLE	6-2	291	Jr.	H	37	J. SCHROEDER	6-0	203	Sr.
	63	Kristof Ifkovits	6-4	300	r-So.		91	Ken Finley	6-3	283	Fr.		39	Derrick Mitchell	6-2	203	r-Fr.
-or-	66	Wesley French	6-5	300	Fr.	-or-	55	Nick Matich	6-2	282	So.	LS	43	WYATT PFEIFER	6-2	239	So.
C	52	JOHN KEENOY	6-2	282	Fr.	RE	12	KEION ADAMS	6-3	230	Jr.		99	Martin Diaz	5-10	196	r-Fr.
	65	Jackson Day	6-3	292	Jr.		33	Eric Assoua	6-2	230	Fr.	KR	14	DARIUS PHILLIPS	5-10	184	r-So.
RG	72	TAYLOR MOTON	6-5	316	r-Jr.	SAM	11	AUSTIN LEWIS	6-3	230	r-So.		31	Jarvion Franklin	6-0	220	So.
	75	Zach Novoselsky	6-5	292	So.		4	Edward Rolle	6-2	204	Jr.	PR	8	DANIEL BRAVERMAN	5-10	177	r-Jr.
RT	77	CHUKWUMA OKORAFOR	6-5	275	So.	MIKE	40	GRANT DEPALMA	5-9	218	r-Sr.		14	Darius Phillips	5-10	184	r-So.
	64	Jon Jackson	6-3	307	Sr.	-or-	42	JASON SYLVA	6-2	230	r-Jr.						
TE	85	DONNIE ERNSBERGER	6-2	246	So.		10	Robert Spillane	6-2	235	So.						
	36	Jeremiah Mullinax	6-5	245	Sr.	WILL	20	CALEB BAILEY	6-0	236	r-So.						
Z	9	KENDRICK ROBERTS	6-3	209	Sr.		4	Edward Rolle	6-2	204	Jr.						
	83	Michael Henry	5-10	186	Jr.	CB	14	DARIUS PHILLIPS	5-10	184	r-So.						
QB	11	ZACH TERRELL	6-4	209	r-Jr.		18	Sam Beal	6-2	195	Fr.						
	13	Tom Flacco	6-1	185	Fr.	FS	6	ASANTAY BROWN	6-0	198	So.						
-or-	16	Jon Wassink	6-3	195	Fr.		17	Justin Ferguson	6-2	192	r-Jr.						
RB	31	JARVION FRANKLIN	6-0	220	So.	SS	1	RONTAVIOUS ATKINS	6-0	207	r-Sr.						
-or-	32	JAMAURI BOGAN	5-7	174	r-Fr.		22	Justin Sears-Motley	5-10	194	Jr.						
	5	Levante Bellamy	5-11	185	Fr.	CB	7	RONALD ZAMORT	5-10	174	Sr.						
							24	Ian Thomas	6-0	198	r-Jr.						





Middle Tennessee State University

Middle Tennessee State University, situated at the geographic center of the state in Murfreesboro, is the oldest and largest institution in the Tennessee Board of Regents system. With an enrollment of about 24,000 students, it also the No. 1 producer of graduates in the TBR system; the second-largest producer of graduates in the state among public universities; and the most efficient producer of graduates among the state's public universities, helping more students reach their educational goals with fewer tax dollars.

MTSU houses a wide variety of nationally recognized academic degree programs at the baccalaureate, master's, and doctoral levels. The University is composed of eight undergraduate colleges offering more than 40 departments and more than 140 degree programs. The College of Graduate Studies offers more than 100 degree programs.

MTSU has received regional, national, and international acclaim for a variety of programs and activities including distinctive offerings in programs as diverse as recording industry management, horse science, aerospace, and a first-of-its-kind academic program in concrete industry management. Many more traditional programs—agricultural science, nursing, accounting, and education, among others—are considered to be among the best in the region.

On September 11, 1911, Middle Tennessee State Normal School opened as one of three teacher preparatory schools in the state of Tennessee. Today, MTSU is a Carnegie Doctoral Research Intensive University that occupies more than 1,000 acres in Rutherford County including a 500-acre main campus, an agricultural campus, an aerospace facility at the Murfreesboro Airport, and the Miller Horse Science Center.

A 250,000-square-foot, \$147 million Science Building, opened in the fall of 2014, represents one of the most significant investments made by the state of Tennessee toward the enhancement of science and technology education.

MTSU is one of just 108 colleges and universities recognized by the Chronicle of



Higher Education for producing Fulbright scholars in 2012–2013, placing it alongside universities such as Duke, Harvard, and Yale. No other Tennessee institution made the list.

For the fourth year in a row, MTSU has been named a “military-friendly institution” by G.I. Jobs magazine and received a similar designation in 2013 from Military Times. MTSU also has the state's first federal VetSuccess on Campus program.

In 2012, MTSU was the only institution of higher education in Tennessee to receive the Adult Learner Friendly Institution designation from the Coalition of Adult Learning Focused Institutions.

All 17 MTSU athletics programs met or exceeded multiyear Academic Progress Rate (APR) requirements. On July 1, 2013, MTSU moved to Conference USA from the Sun Belt Conference, in which it had won nine All-Sports trophies and more than 50 conference championships. MTSU athletics will benefit greatly from C-USA's television partnerships, increased bowl tie-ins, and larger national footprint.

“I am True Blue”

MTSU is a community committed to learning, growth, and service. We hold these values dear, and there's a simple phrase that conveys them: “I am True Blue.”

New students at convocation take the True Blue Pledge. It underscores our core values of honesty and integrity; respect for diversity; engagement in the community; and committing to reason, not violence. Each time these words are repeated, they express not only the ideals the University wishes to share with its students but also our devotion to student success.

True Blue stands for the very best of what Blue Raiders expect from one another, as well as our commitment to student success.



Dr. Sidney A. McPhee

President

Dr. Sidney A. McPhee, the tenth president of Middle Tennessee State University, has presided over one of the most remarkable periods of growth and progress in the institution's century-plus of service.

MTSU is the oldest and largest institution in the Tennessee Board of Regents (TBR) and the No. 1 producer of graduates for the Greater Nashville economy. It is also the top destination for transfer students in Tennessee and, in November 2015, will be home to the state's largest academic support center dedicated to veterans and military families.

McPhee's presidency, which began in 2001, also coincided with more than \$700 million in improvements in academic, athletic and campus facilities – either proposed, under construction or completed. MTSU's \$147-million Science Building, a 250,000-square-foot, state-of-the-art teaching and research facility, opened in Fall 2014.

Since his arrival, MTSU has been successful in raising admission standards, which resulted in an increase in enrollment of high-ability students. McPhee has overseen the addition of almost 30 undergraduate and graduate degree programs, two colleges (Behavioral and Health Sciences and University College) and 12 institutes and centers.

McPhee's ambitious Quest for Student Success, which was launched two years ago, is reshaping MTSU's approaches to teaching and learning. It has gained national attention for its innovation in improving MTSU's student retention and graduation rates. It aligns with Gov. Bill Haslam's Drive to 55, which aims to increase the percentage of Tennesseans with post-secondary degrees or certificates.

Prior to his arrival at MTSU, McPhee was executive vice chancellor for TBR. In addition, he served as the TBR's chief academic officer and interim chancellor. McPhee also served in various senior-level administrative capacities at several major universities, including Oklahoma State University, University of Louisville and University of Memphis.

McPhee earned his bachelor's degree (with highest honors, summa cum laude) from Prairie View A&M University in Texas; a master's degree from the University of Miami, Coral Gables, Fla.; and a doctorate in applied behavioral studies in education from Oklahoma State University.

In November 2013, he was inducted into the hall of fame for R.M. Bailey Senior High School, his alma mater in The Bahamas.

McPhee is married to Elizabeth McPhee, and they have two adult children, Seneca and Sidney-Anthony.



Chris Massaro

Athletic Director

The landscape of college athletics is ever changing and that renovation also has been demonstrated at Middle Tennessee, particularly during the 10-plus years since Chris Massaro was named director of athletics on April 8, 2005.

Proving to be a true visionary, Massaro has helped revolutionize the Blue Raiders' athletic department while helping pave the way for even greater success in future years. With Massaro's leadership, that vision took a historical step on Nov. 29, 2012 when the University accepted an invitation to join Conference USA. The Blue Raiders became official members on July 1, 2013.

Massaro, who spent 20 years at South Carolina prior to arriving at Middle Tennessee, has seen record numbers in fundraising during his tenure. In 2014-15 the Blue Raider Athletic Association enjoyed annual fund contributions of more than \$2.4 million which was a 9 percent increase from the previous fiscal year. During his tenure, Massaro has also seen corporate sponsorships more than triple since his arrival.

More than \$35 million in facility upgrades and capital improvements have come under Massaro's watch, including the largest unrestricted gift in athletic department history and the most substantial gift in women's athletics history. Among the capital improvements are:

- ◆ - \$12 million Murphy Center renovation
- ◆ - \$6 million for Reese Smith Jr. Baseball Stadium renovation
- ◆ - \$5.8 million new Adams Family Tennis Complex
- ◆ - \$4 million for new Dean A. Hayes Track and Soccer Stadium

Academic enhancement has also skyrocketed under Massaro's leadership. Massaro inherited a football program with a national-low score of 812 and saw it increase to 990 (on a 1,000-point scale) in 2009. In November 2014, Middle Tennessee's student-athletes posted a Graduation Success Rate of 87 percent which set a new school record and matched that mark again in 2015.

For the last six years, all 17 of Middle Tennessee's athletic teams have earned a multi-year Academic Progress Rate (APR) of over 930. Football, men's golf, women's golf and women's basketball have each received NCAA Public Recognition Awards for being ranked in the top 10 percent of their sport.

Massaro and his wife, Cindy, have four children: Hank, Lainey, Rachel, and Ben.





Rick Stockstill

Head Coach

Winning on the field, off the field and having a first-class football program from top to bottom is the goal of any University at the highest level of intercollegiate athletics. That is exactly what Middle Tennessee has as a result of the leadership of Head Coach Rick Stockstill.

In his 10th season at the helm of the Blue Raiders and among the longest tenured coaches in the country, Stockstill has captured a league title, won the 2009 New Orleans Bowl, made five bowl appearances, been bowl eligible seven times, earned two public recognition awards from the NCAA for APR success, appeared on television 92 times, produced six of the top eight crowds in Floyd Stadium history, and had back-to-back eight-win seasons for the first time in 21 years.

Under his watch, the Blue Raiders have also produced five all-Americans, including one academic all-American, three defensive players of the year, and two bowl game MVP's. Middle Tennessee also became the first Sun Belt team to win 10 games in a season, and set the Floyd Stadium single-game attendance record. He also has four NFL Draft picks with Erik Walden in 2008, Chris McCoy in 2010, Rod Issac in 2011, and Jimmy Staten in 2014.

The veteran leader put the Blue Raiders in the 2015 Popeyes Bahamas Bowl after going an impressive 4-0 in the month of November behind a record-setting offense and a bend-but-don't break opportunistic defense. The Blue Raiders produced 13 players honored by Conference USA for post-season awards, including four first team members, four on the All-Freshman Team and the league's Freshman of the

Year in Brent Stockstill.

Stockstill, who owns upsets over Maryland (2008 and 2009) and Georgia Tech (2012), has also shown a commitment to academics during his tenure. The Blue Raiders have gone from an APR score of 892 to a very impressive 992, the biggest increase of any program in the country. The Blue Raiders were also crowned with the Sun Belt Conference Academic Award on two occasions (2006-07, 2007-08) and earned two public recognition awards from the NCAA for APR success (2011, 2012). For his efforts, Stockstill was inducted as an honorary member into Phi Kappa Phi Honor Society in April 2010.

After 24 years as an assistant, Stockstill was given the chance to run his own program, and all he did was lead the Blue Raiders to a 2006 Sun Belt Conference championship, help set a new single-season attendance record, and take the program to its first postseason bowl game in the I-A era. Taking a Middle Tennessee team predicted to finish sixth in the Sun Belt during the preseason to a league title, Stockstill ended up as the 2006 Sun Belt Conference Coach of the Year and the Tennessee Sports Writers Association Coach of the Year while also garnering that honor from ESPN.com.

Stockstill's teams have amassed the top four tackles for loss and quarterback sack totals in school history and has produced the conference's top touchdown scorer twice. Individual players have 83 All-Conference honors, two Player of the Year Awards, four different National Player of the Week winners, and a Freshman of the Year.



Coaching Staff

- David Bibee** - Safeties
- Mike Polly** - Special Teams Coordinator/Running Backs
- Tyrone Nix** - Defensive Coordinator/Linebackers
- Steve Ellis** - Recruiting Coordinator/Cornerbacks
- Tommy West** - Defensive Line
- Buster Faulkner** - Offensive Coordinator/Quarterbacks
- Rick Mallory** - Tackles/Tight Ends
- Geep Wade** - Offensive Line
- Kodi Burns** - Wide Receivers



Middle Tennessee Blue Raiders

Head Coach: Rick Stockstill (64-60; 10 seasons at MT/overall)

OC/QB: Buster Faulkner (sideline) • **DC/LB:** Tyrone Nix (sideline) • **S:** David Bibee (press box) • **WR:** Kodi Burns (sideline)

CB: Steve Ellis (sideline) • **OT/TE:** Rick Mallory (press box) • **RB:** Mike Polly (sideline) • **OL:** Geep Wade (sideline) • **DL:** Tommy West (press box)

No.	Name	Pos.	Ht.	Wt.	Cl.	Ltr.	Hometown/Last School
1	Shane Tucker	RB	6-0	204	Jr.	2	Memphis, Tenn./Memphis University School
+ 2	Austin Grammer	QB	6-2	204	r-Jr.	2	Tuscaloosa, Ala./American Christian Academy
+ 2	Alex Dale	S	5-10	192	r-Jr.	0	Memphis, Tenn./Memphis University School
3	Jordan Frost-Dixon	S	5-11	198	Sr.	1	Plainfield, N.J./Scottsdale CC
+ 4	Jared Singletary	CB	5-8	175	r-Sr.	2	Green Cove Springs, Fla./Clay HS
+ 4	Tristan Walker	WR	5-9	161	r-So.	0	Raleigh, N.C./Hargrave Military Academy
5	Jeremiah Bryson	RB	5-8	192	r-Sr.	3	Smyrna, Tenn./Smyrna HS
+ 6	Jordan Parker	RB	6-1	214	Sr.	3	Lawrenceville, Ga./Collins HS
+ 6	Houston Brown	DB	5-10	200	r-Sr.	0	Murfreesboro, Tenn./Brentwood HS
+ 7	Jocquez Bruce	WR	5-10	162	Fr.	0	Knoxville, Tenn./South Doyle HS
+ 7	Jovante Moffatt	CB	6-0	190	Fr.	0	Union City, Tenn./Union City HS
8	Trey Wafford	LB	5-10	203	Sr.	1	Fayetteville, Ga./Miss. Gulf Coast CC
+ 9	Jeremy Cutrer	CB	6-2	170	Jr.	0	Kentwood, La./Sumner HS
+ 9	Isiah Upton	WR	6-0	185	Fr.	0	Nashville, Tenn./East Nashville Magnet HS
+10	Ty Clemons	WR	5-11	176	r-Fr.	0	Powder Springs, Ga./McEachern HS
+10	Justin Lloyd	S	5-11	186	r-So.	0	Murfreesboro, Tenn./Ensworth HS
+11	Nolan Genovese	QB	6-0	215	r-Sr.	0	Nashville, Tenn./Northeast Miss. CC
+11	Peter Bailey	DE	6-4	252	Jr.	0	Kissimmee, Fla./Hinds CC
12	Brent Stockstill	QB	6-0	200	r-Fr.	0	Murfreesboro, Tenn./Siegel HS
13	Demetrius Frazier	WR	5-10	198	r-Jr.	2	Brunswick, Ga./Brunswick HS
15	Canon Rooker	PK	5-11	173	r-So.	1	Richmond Hill, Ga./Richmond Hill HS
+16	Khalil Brooks	CB	5-11	190	Fr.	0	Atlanta, Ga./Benjamin E. Mays HS
+16	John Urzua	QB	6-3	170	Fr.	0	Suwanee, Ga./North Gwinnett HS
+17	Alexandro Antoine	DE	6-1	244	r-Sr.	3	Port a Prince, Haiti/Antioch HS
+17	Jordan Willis	FB	5-10	226	r-So.	0	Lenoir City, Tenn./Lenoir City HS
18	Jevontey Smith	WR	6-3	205	r-So.	0	Greensboro, Ala./Greensboro HS
19	Derek Barnes	WR	6-0	180	r-Jr.	0	Clearwater, Fla./Calvary Christian HS
20	Kevin Byard	S	5-11	215	r-Sr.	3	Lithonia, Ga./M.L. King HS
21	Jamarcus Howard	CB	6-0	182	Sr.	1	Tuscaloosa, Ala./Coffeyville CC
22	Quay Watt	S	6-0	204	r-Sr.	1	Abbeville, S.C./Holmes CC
23	Chris Brown	S	6-1	178	r-Jr.	2	Donalsonville, Ga./Seminole County Middle HS
+24	Cavellis Luckett	LB	6-0	241	Sr.	1	McComb, Miss./Miss. Gulf Coast CC
+24	Michael Kee	WR	5-11	177	r-Sr.	0	Naples, Fla./Naples HS
25	Desmond Anderson	RB	5-10	174	Fr.	0	Pacolet, S.C./Broome HS
26	Kamani Thomas	RB	5-9	198	r-So.	0	Dallas, Ga./East Paulding HS
27	Ruben Garnett	RB	5-9	175	Fr.	0	Hepzibah, Ga./Aquinas HS
28	Dontavious Heard	CB	6-1	196	Jr.	0	Atlanta, Ga./Phoenix College
29	Darryl Randolph	CB	5-11	184	r-Fr.	0	Pensacola, Fla./Pensacola HS
30	Darius Harris	LB	6-2	224	r-Fr.	0	Horn Lake, Miss./Horn Lake HS
31	D.J. Sanders	LB	6-0	213	So.	1	Sandersville, Ga./Washington Co. HS
32	I'Tavius Mathers	RB	5-11	195	r-Jr.	0	Murfreesboro, Tenn./Ole Miss
33	Myles Harges	LB	6-2	228	Jr.	0	Grenada, Miss./Itawamba CC
34	Anfornee Stewart	LB	6-1	215	r-Jr.	2	Duluth, Ga./Duluth HS
35	Terelle West	WR	5-10	185	Fr.	0	Pinson, Ala./Clay-Chalkville HS
36	Richie Bisaccia	S	6-0	193	r-So.	0	Tampa, Fla./Freedom HS
+37	Patrick Smith	WR	6-0	180	r-Fr.	0	Nashville, Tenn./East Nashville HS
+37	William BeAird	S	5-11	200	r-Jr.	0	Nashville, Tenn./Brentwood Academy
+38	T.T. Barber	LB	6-1	233	Sr.	3	Colquitt, Ga./Miller County HS
+38	Jim Cardwell	WR	5-9	170	r-Fr.	0	Chattanooga, Tenn./Boyd-Buchanan HS
39	James Roberson	LB	6-0	218	r-Sr.	3	Atlanta, Ga./South Atlanta HS
40	Chris Melton	LB	6-1	205	Fr.	0	Leesburg, Ga./Lee County HS
41	Chase Pennycuff	FB	6-0	268	r-Sr.	3	Murfreesboro, Tenn./Siegel HS
42	Xavier Walker	S	6-4	208	Sr.	2	Duluth, Ga./Itawamba CC
+43	Jahmal Jones	DE	6-3	238	r-So.	1	Dallas, Texas/Norcross (Ga.) HS
+43	Trevor Owens	P	6-2	205	Fr.	0	Lebanon, Va./Fork Union Military Academy
44	J'Vonte Herrod	RB	5-11	231	r-Fr.	0	Kennesaw, Ga./North Cobb HS
+45	Corey McCarron	FB	6-2	245	r-Sr.	0	Mobile, Ala./Spanish Fort HS
+45	Charles Okoreeh-Baah	LB	6-0	199	r-So.	0	Nashville, Tenn./Hillsboro HS
46	Vernon Walker	S	6-0	175	Fr.	0	Orlando, Fla./Dr. Phillips HS
47	Michael Minter	CB	6-0	184	r-So.	0	Atlanta, Ga./McNair Senior HS
48	Max Linder	TE	6-3	238	r-Fr.	0	Ocala, Fla./Trinity Catholic HS
49	Steven Rhodes	DE	6-3	248	Jr.	2	Antioch, Tenn./Antioch HS
50	Jesse Moffitt	OL	6-2	284	r-Fr.	0	Pleasant View, Tenn./Goodpasture HS
51	Shaquille Huff	DT	6-1	318	r-Jr.	2	Covington, Ga./Eastside HS
52	Ykeem Wells	DE	6-0	258	r-Sr.	3	Buena Vista, Ga./Marion County HS
53	William Eads	LS	6-0	217	r-Jr.	2	Hoover, Ala./Hoover HS
54	Jaylen Hunter	OL	6-4	296	r-Sr.	1	Jacksonville, Fla./Arizona Western

No.	Name	Pos.	Ht.	Wt.	Cl.	Ltr.	Hometown/Last School
55	Carlos Johnson	OL	6-3	300	r-Fr.	0	Nashville, Tenn./Pearl Cohn HS
56	Maurquice Shakir	OL	6-3	322	r-Jr.	0	Los Angeles, Calif./Santa Monica CC
57	Jonathan Roth	OL	6-5	280	Fr.	0	Knoxville, Tenn./Fulton HS
58	Daniel Morris	OL	6-2	229	r-So.	0	Murfreesboro, Tenn./Riverdale HS
59	Chris Hale	DE	6-4	266	r-Jr.	2	Atlanta, Ga./Dunwoody HS
60	Azar Wilson	DE	6-0	250	r-Jr.	0	Powder Springs, Ga./McEachern HS
63	Josh Chester	OL	6-3	300	r-Jr.	2	Warner Robins, Ga./Northside HS
64	David Adams	OL	6-3	294	r-Jr.	1	Rolling Fork, Miss./Copiah-Lincoln CC
65	Hunter Rogers	OL	6-7	328	r-Jr.	2	Safford, Ala./John T. Morgan Academy
66	Daniel Stephens	OL	6-2	304	Jr.	2	Duluth, Ga./Peachtree Ridge HS
67	Joe Defatta	PK	5-7	166	r-Fr.	0	Franklin, Tenn./Franklin HS
70	Conner Trent	OL	6-5	306	r-So.	0	Church Hill, Tenn./Volunteer HS
72	Josh Fannin	OL	6-3	310	Fr.	0	Hoschton, Ga./Mill Creek HS
73	Chandler Brewer	OL	6-6	310	Fr.	0	Florence, Ala./Florence HS
74	Robert Behanan	OL	6-3	285	r-Fr.	0	Fairfield, Ohio/Fairfield HS
75	Darius Johnson	OL	6-3	305	r-Sr.	3	Orlando, Fla./Dr. Phillips HS
79	DeAndre Ford	OL	6-6	378	Fr.	0	Chicago, Ill./Creekside HS
80	Ed Batties	WR	6-0	198	r-Sr.	1	Fresno, Texas/Kilgore College
81	Christian Collis	WR	6-0	211	r-Sr.	3	Opelika, Ala./Beauregard HS
82	William Wilson	FB	6-2	242	r-Sr.	2	Memphis, Tenn./Kirby HS
83	Sean Smith	TE	6-7	243	r-Fr.	0	Summerville, S.C./Summerville HS
84	Terry Pettis	TE	6-5	228	r-Jr.	2	Fairburn, Ga./Langston Hughes HS
85	Darius Liggins	DE	6-4	239	r-Fr.	0	Oxford, Miss./Oxford HS
86	Rod Ducksworth	WR	6-0	167	Jr.	0	Taylorville, Miss./Jones County JC
+87	Cody Clark	PK	6-1	177	r-Jr.	2	Watkinsville, Ga./North Oconee HS
+87	Richie James	WR	5-9	171	r-Fr.	0	Sarasota, Fla./Riverview HS
88	Lucas Hamilton	TE	6-5	262	r-So.	0	Lenoir City, Tenn./Lenoir City HS
89	Tyler Barron	TE	6-4	234	r-Sr.	1	Port Orange, Fla./Copiah-Lincoln CC
90	Patrick Stewart	DT	6-2	266	r-Fr.	0	Monroe, Ga./George Walton HS
91	Justin Akins	DL	6-4	257	r-So.	0	Jenkinsburg, Ga./Jackson HS
92	Patrick McNeil	DT	6-1	318	r-Sr.	3	Mobile, Ala./Davidson HS
93	Malik Manciel	DT	6-3	265	Fr.	0	Detroit, Mich./Florence (Ala.) HS
94	Tyshun Render	DE	6-4	220	Fr.	0	Newnan, Ga./Westlake HS
95	Trae Philpots	DE	6-4	240	Fr.	0	Fairburn, Ga./Creekside HS
97	Raynard Felton	DT	6-4	278	r-Jr.	1	Jacksonville, Fla./Ribault HS
98	Derious Bennett	DT	6-1	307	r-Jr.	2	Columbus, Ga./Carver HS
+99	Jimal McBride	DT	6-2	319	Jr.	2	Waycross, Ga./Ware County HS
+99	Matt Bonadies	P	6-1	195	Fr.	0	Buford, Ga./Buford HS
	Kyle Coombes	FB	5-11	206	r-Fr.	0	Mt. Juliet, Tenn./Wilson Central HS
	Robert Kelley	CB	5-9	180	r-So.	0	Nashville, Tenn./Hillsboro HS
	TJ Plymouth	WR	6-0	180	r-Fr.	0	Munford, Tenn./Munford HS

+ - duplicate number

MIDDLE TENNESSEE PRONUNCIATIONS

Richie Bisaccia	Buh-SAH-Chee-uh	Myles Harges	har-juss
Ed Batties	Ba-Tees	J'Vonte Herrod	hair-id
Robert Behanan	bee-HAN-in	Jimal McBride	Jah-Meel
Matt Bonadies	Bonn-Ah-Dees	Maurquice Shakir	shah-kere
Jocque Bruce	Jock	Kamani Thomas	kuh-mah-nee
Kevin Byard	bye-ERD	John Urzua	urr-zoo-uh
Jeremy Cutrer	Kuh-Trair		

MIDDLE TENNESSEE QUICK FACTS


Location	Murfreesboro, Tenn.	Basic Offense	Multiple
Founded	1911	Basic Defense	4-3
Enrollment	22,511	Bowl Appearance	Ninth
Nickname	Blue Raiders	1956 Refrigerator Bowl	- Sam Houston State 27, MT 13
Colors	Royal Blue and White	1960 (Jan.) Tangerine Bowl	- MT 21, Presbyterian 12
Conference	Conference USA	1961 Tangerine Bowl	- Lamar 21, MT 14
President	Dr. Sidney A. McPhee	1964 Grantland Rice Bowl	- MT 20, Muskingum 0
Director of Athletics	Chris Massaro	2006 Motor City Bowl	- Central Michigan 31, MT 14
Stadium	Floyd Stadium/Horace Jones Field	2009 New Orleans Bowl	- MT 42, Southern Miss 32
Surface	Synthetic	2011 GoDaddy.com Bowl	- Miami (Ohio) 35, MT 21
Capacity	30,788	2013 Bell Helicopter Armed Forces Bowl	- Navy 24, MT 6




MIDDLE TENNESSEE ALPHABETICAL PLAYER ROSTER



64 · OL
DAVID ADAMS
Rolling Fork, MS




91 · DL
JUSTIN AKINS
Jenkinsburg, GA




25 · RB
DESMOND ANDERSON
Pacolet, SC



17 · DE
ALEXANDRO ANTOINE
Port a Prince, Haiti



11 · DE
PETER BAILEY
Kissimmee, FL



38 · LB
T.T. BARBER
Colquitt, GA



19 · WR
DEREK BARNES
Clearwater, FL




89 · TE
TYLER BARRON
Port Orange, FL



80 · WR
ED BATTIES
Fresno, TX



37 · S
WILLIAM BEAIRD
Nashville, TN



37 · S
NICK BEASLEY
Canton, MS



74 · OL
ROBERT BEHANAN
Fairfield, OH



98 · DT
DERIOUS BENNETT
Columbus, GA



36 · S
RICHIE BISACCIA
Tampa, FL




99 · P
MATT BONADIES
Buford, GA




73 · OL
CHANDLER BREWER
Florence, AL



16 · CB
KHALIL BROOKS
Atlanta, GA



23 · S
CHRIS BROWN
Donalsonville, GA



6 · DB
HOUSTON BROWN
Murfreesboro, TN



7 · WR
JOCQUEZ BRUCE
Knoxville, TN



5 · RB
JEREMIAH BRYSON
Smyrna, TN




20 · S
KEVIN BYARD
Lithonia, GA



38 · H
JIM CARDWELL
Chattanooga, TN



63 · OL
JOSH CHESTER
Warner Robins, GA




87 · PK
CODY CLARK
Watkinsville, GA



10 · WR
TY CLEMONS
Powder Springs, GA



81 · WR
CHRISTIAN COLLIS
Opelika, AL




FB
KYLE COOMBES
Mt. Juliet, TN



9 · CB
JEREMY CUTRER
Kentwood, LA



2 · S
ALEX DALE
Memphis, TN



67 · PK
JOE DEFATTA
Franklin, TN



86 · WR
ROD DUCKWORTH
Taylorsville, MS



53 · LS
WILLIAM EADS
Hoover, AL



72 · OL
JOSH FANNIN
Hoschton, GA



97 · DT
RAYNARD FELTON
Jacksonville, FL



79 · OL
DEANDRE FORD
Chicago, IL



13 · WR
DEMETRIUS FRAZIER
Brunswick, GA




3 · S
JORDAN FROST-DIXON
Plainfield, NJ



27 · RB
RUBEN GARNETT
Hepzibah, GA



11 · QB
NOLAN GENOVESE
Nashville, TN



2 · QB/WR
AUSTIN GRAMMER
Tuscaloosa, AL



59 · DE
CHRIS HALE
Atlanta, GA




88 · TE
LUCAS HAMILTON
Lenoir City, TN




33 · LB
MYLES HARGES
Grenada, MS



30 · LB
DARIUS HARRIS
Horn Lake, MS




28 · CB
DONTAVIOUS HEARD
Atlanta, GA



44 · RB
J'VONTE HERROD
Kennesaw, GA



21 · CB
JAMARCUS HOWARD
Tuscaloosa, AL



51 · DT
SHAQUILLE HUFF
Covington, GA



54 · OL
JAYLEN HUNTER
Jacksonville, FL



87 · WR
RICHIE JAMES
Sarasota, FL



55 · OL
CARLOS JOHNSON
Nashville, TN



75 · OL
DARIUS JOHNSON
Orlando, FL



43 · DE
JAHMAL JONES
Dallas, TX



24 · WR
MICHAEL KEE
Naples, FL



CB
ROBERT KELLEY
Nashville, TN




85 · DE
DARIUS LIGGINS
Oxford, MS



48 · TE
MAX LINDER
Ocala, FL




10 · S
JUSTIN LLOYD
Murfreesboro, TN



24 · LB
CAVELLIS LUCKETT
McComb, MS



93 · DT
MALIK MANCIEL
Detroit, MI



32 · RB
I'TAVIUS MATHERS
Murfreesboro, TN




99 · DT
JIMAL MCBRIDE
Waycross, GA



45 · FB
COREY MCCARRON
Mobile, AL



92 · DT
PATRICK MCNEIL
Mobile, AL




40 · LB
CHRIS MELTON
Leesburg, GA



47 · CB
MICHAEL MINTER
Atlanta, GA



7 · CB
JOVANTE MOFFATT
Union City, TN



50 · OL
JESSE MOFFITT
Pleasant View, TN



58 · OL
DANIEL MORRIS
Murfreesboro, TN



43 · P
TREVOR OWENS
Lebanon, VA




6 • RB
JORDAN PARKER
Lawrenceville, GA




41 • FB
CHASE PENNYCUFF
Murfreesboro, TN



84 • TE
TERRY PETTIS
Fairburn, GA



95 • DE
TRAE PHILPOTS
Fairburn, GA



WR
TJ PLYMOUTH
Munford, TN



29 • CB
DARRYL RANDOLPH
Pensacola, FL



94 • DE
TYSHUN RENDER
Newnan, GA




49 • DE
STEVEN RHODES
Antioch, TN




39 • LB
JAMES ROBERSON
Atlanta, GA



65 • OL
HUNTER ROGERS
Safford, AL



15 • PK
CANON ROOKER
Richmond Hill, GA




57 • OL
JONATHAN ROTH
Knoxville, TN



31 • LB
D.J. SANDERS
Sandersville, GA



56 • OL
MAURQUICE SHAKIR
Los Angeles, CA



4 • CB
JARED SINGLETARY
Green Cove Springs, FL




18 • WR
JEVONTEY SMITH
Greensboro, AL




37 • WR
PATRICK SMITH
Nashville, TN



83 • TE
SEAN SMITH
Summerville, SC



66 • OL
DANIEL STEPHENS
Duluth, GA



34 • LB
ANFORNEE STEWART
Duluth, GA



90 • DT
PATRICK STEWART
Monroe, GA




78 • OL
ADAM STICKEL
Kissimmee, FL



12 • QB
BRENT STOCKSTILL
Murfreesboro, TN



26 • RB
KAMANI THOMAS
Dallas, GA



70 • OL
CONNER TRENT
Church Hill, TN



1 • RB
SHANE TUCKER
Memphis, TN



9 • WR
ISIAH UPTON
Nashville, TN



16 • QB
JOHN URZUA
Suwanee, GA



8 • LB
TREY WAFFORD
Fayetteville, GA



4 • WR
TRISTAN WALKER
Raleigh, NC



46 • S
VERNON WALKER
Orlando, FL




42 • S
XAVIER WALKER
Duluth, GA




22 • S
QUAY WATT
Abbeville, SC



52 • DE
YKEEM WELLS
Buena Vista, GA




35 • WR
TERELLE WEST
Pinson, AL



17 • FB
JORDAN WILLIS
Lenoir City, TN



60 • DE
AZAR WILSON
Powder Springs, GA



82 • FB
WILLIAM WILSON
Memphis, TN

2015 Middle Tennessee Football
Middle Tennessee Overall Team Statistics (as of Dec 07, 2015)
All games

Team Statistics	MT	OPP
SCORING	411	301
Points Per Game	34.2	25.1
Points Off Turnovers	97	76
FIRST DOWNS	284	242
Rushing	117	102
Passing	150	122
Penalty	17	18
RUSHING YARDAGE	1779	1696
Yards gained rushing	2068	2024
Yards lost rushing	289	328
Rushing Attempts	477	443
Average Per Rush	3.7	3.8
Average Per Game	148.2	141.3
TDs Rushing	22	14
PASSING YARDAGE	3725	2964
Comp-Att-Int	308-462-9	266-455-16
Average Per Pass	8.1	6.5
Average Per Catch	12.1	11.1
Average Per Game	310.4	247.0
TDs Passing	28	21
TOTAL OFFENSE	5504	4660
Total Plays	939	898
Average Per Play	5.9	5.2
Average Per Game	458.7	388.3
KICK RETURNS: #-Yards	42-891	53-1258
PUNT RETURNS: #-Yards	19-93	23-229
INT RETURNS: #-Yards	16-349	9-165
KICK RETURN AVERAGE	21.2	23.7
PUNT RETURN AVERAGE	4.9	10.0
INT RETURN AVERAGE	21.8	18.3
FUMBLES-LOST	22-18	18-8
PENALTIES-Yards	57-510	71-628
Average Per Game	42.5	52.3
PUNTS-Yards	60-2219	64-2503
Average Per Punt	37.0	39.1
Net punt average	31.5	36.4
KICKOFFS-Yards	73-4402	60-3608
Average Per Kick	60.3	60.1
Net kick average	36.9	38.2
TIME OF POSSESSION/Game	30:17	29:43
3RD-DOWN Conversions	78/183	72/189
3rd-Down Pct	43%	38%
4TH-DOWN Conversions	14/22	9/20
4th-Down Pct	64%	45%
SACKS BY-Yards	21-161	14-144
MISC YARDS	67	0
TOUCHDOWNS SCORED	54	38
FIELD GOALS-ATTEMPTS	11-15	11-25
ON-SIDE KICKS	0-1	0-0
RED-ZONE SCORES	(44-52) 85%	(32-45) 71%
RED-ZONE TOUCHDOWNS	(36-52) 69%	(24-45) 53%
PAT-ATTEMPTS	(52-52) 100%	(36-37) 97%
ATTENDANCE	103258	207688
Games/Avg Per Game	6/17210	6/34615
Neutral Site Games		0/0

Score by Quarters	1st	2nd	3rd	4th	OT	Total
Middle Tennessee	114	126	86	75	10	411
Opponents	89	113	30	62	7	301

2015 Middle Tennessee Football
Middle Tennessee Overall Individual Statistics (as of Dec 07, 2015)
All games

Rushing	gp	att	gain	loss	net	avg	td	lg	avg/g
PARKER, Jordan	10	102	483	16	467	4.6	6	62	46.7
TUCKER, Shane	10	117	406	23	383	3.3	2	27	38.3
ANDERSON, D.	9	83	386	8	378	4.6	4	20	42.0
BRYSON, J.	7	45	202	3	199	4.4	3	28	28.4
THOMAS, Kamani	6	23	159	3	156	6.8	3	26	26.0
JAMES, Richie	12	10	89	4	85	8.5	0	27	7.1
GRAMMER, Austin	12	18	70	0	70	3.9	1	19	5.8
GARNETT, Ruben	1	10	48	3	45	4.5	1	13	45.0
WILLIS, Jordan	3	5	37	0	37	7.4	0	14	12.3
STOCKSTILL, B.	12	51	174	159	15	0.3	2	13	1.2
FRAZIER, D.	12	2	12	0	12	6.0	0	6	1.0
PENNYCUFF, C.	10	1	2	0	2	2.0	0	2	0.2
GENOVESE, Nolan	3	1	0	22	-22	-22.0	0	0	-7.3
TEAM	8	9	0	48	-48	-5.3	0	0	-6.0
Total	12	477	2068	289	1779	3.7	22	62	148.2
Opponents	12	443	2024	328	1696	3.8	14	52	141.3

Passing	gp	effic	comp-att-int	pct	yds	td	lg	avg/g
STOCKSTILL, B.	12	151.45	301-451-8	66.7	3678	27	76	306.5
GRAMMER, Austin	12	123.11	6-9-1	66.7	45	1	15	3.8
GENOVESE, Nolan	3	116.80	1-1-0	100.0	2	0	2	0.7
TEAM	8	0.00	0-1-0	0.0	0	0	0	0.0
Total	12	150.50	308-462-9	66.7	3725	28	76	310.4
Opponents	12	121.38	266-455-16	58.5	2964	21	69	247.0

Receiving	gp	no.	yds	avg	td	lg	avg/g
JAMES, Richie	12	100	1220	12.2	6	69	101.7
BATTIES, Ed	12	77	960	12.5	13	59	80.0
PETTIS, Terry	12	28	593	21.2	4	76	49.4
FRAZIER, D.	12	25	180	7.2	1	30	15.0
COLLIS, C.	7	14	168	12.0	1	32	24.0
TUCKER, Shane	10	13	126	9.7	1	33	12.6
DUCKSWORTH, R.	11	12	159	13.2	1	46	14.5
PARKER, Jordan	10	12	50	4.2	0	20	5.0
GRAMMER, Austin	12	8	102	12.8	0	26	8.5
BARNES, Derek	11	8	84	10.5	0	24	7.6
BRYSON, J.	7	3	1	0.3	0	3	0.1
SMITH, Sean	7	2	23	11.5	0	19	3.3
WALKER, Tristan	7	2	12	6.0	0	10	1.7
ANDERSON, D.	9	1	42	42.0	0	42	4.7
HAMILTON, Lucas	12	1	2	2.0	1	2	0.2
CLEMONS, Ty	6	1	2	2.0	0	2	0.3
BARRON, Tyler	6	1	1	1.0	0	1	0.2
Total	12	308	3725	12.1	28	76	310.4
Opponents	12	266	2964	11.1	21	69	247.0

Punt Returns	no.	yds	avg	td	lg
BATTIES, Ed	17	69	4.1	0	19
BRYSON, J.	2	24	12.0	0	23
HOWARD, J.	0	0	0.0	0	0
Total	19	93	4.9	0	23
Opponents	23	229	10.0	1	38

Interceptions	no.	yds	avg	td	lg
BYARD, Kevin	4	50	12.5	0	27
CUTRER, Jeremy	3	113	37.7	0	77
HOWARD, J.	2	17	8.5	0	17
DALE, Alex	2	34	17.0	1	34
HARGES, Myles	1	11	11.0	0	11
HARRIS, Darius	1	42	42.0	1	42
MINTER, Michael	1	7	7.0	0	7
SANDERS, DJ	1	75	75.0	1	75
BARBER, T.T.	1	0	0.0	0	0
Total	16	349	21.8	3	77
Opponents	9	165	18.3	1	45

Kick Returns	no.	yds	avg	td	lg
BRYSON, J.	18	427	23.7	0	34
ANDERSON, D.	10	221	22.1	0	31
BATTIES, Ed	9	193	21.4	0	45
SINGLETERY, J.	2	21	10.5	0	12
JAMES, Richie	1	18	18.0	0	18
BARNES, Derek	1	1	1.0	0	0
PENNYCUFF, C.	1	10	10.0	0	10
HOWARD, J.	0	0	0.0	0	0
Total	42	891	21.2	0	45
Opponents	53	1258	23.7	1	53

Fumble Returns	no.	yds	avg	td	lg
WATT, Quay	1	3	3.0	0	3
HOWARD, J.	0	0	0.0	1	0
Total	1	3	3.0	1	3
Opponents	1	23	23.0	0	17

2015 Middle Tennessee Football
Middle Tennessee Overall Individual Statistics (as of Dec 07, 2015)
All games

Scoring	td	fg	PAT				dpx	saf	pts
			kick	rush	rcv	pass			
CLARK, Cody	-	11-15	52-52	-	-	-	-	-	85
BATTIES, Ed	13	-	-	-	-	0-1	-	-	78
JAMES, Richie	6	-	-	-	-	-	-	-	36
PARKER, Jordan	6	-	-	-	-	-	-	-	36
PETTIS, Terry	4	-	-	-	-	-	-	-	24
ANDERSON, D.	4	-	-	-	-	-	-	-	24
THOMAS, Kamani	3	-	-	-	-	-	-	-	18
BRYSON, J.	3	-	-	-	-	-	-	-	18
TUCKER, Shane	3	-	-	-	-	-	-	-	18
STOCKSTILL, B.	2	-	-	-	-	-	-	-	12
GARNETT, Ruben	1	-	-	-	-	-	-	-	6
GRAMMER, Austin	1	-	-	-	-	-	-	-	6
DUCKSWORTH, R.	1	-	-	-	-	-	-	-	6
COLLIS, C.	1	-	-	-	-	-	-	-	6
FRAZIER, D.	1	-	-	-	-	-	-	-	6
SANDERS, DJ	1	-	-	-	-	-	-	-	6
HARRIS, Darius	1	-	-	-	-	-	-	-	6
DALE, Alex	1	-	-	-	-	-	-	-	6
HOWARD, J.	1	-	-	-	-	-	-	-	6
HAMILTON, Lucas	1	-	-	-	-	-	-	-	6
TEAM	-	-	-	-	-	-	1	-	2
CARDWELL, Jim	-	-	-	-	-	0-1	-	-	0
Total	54	11-15	52-52	-	-	0-2	-	1	411
Opponents	38	11-25	36-37	-	1	1-1	-	1	301

Total Offense	g	plays	rush	pass	total	avg/g
STOCKSTILL, B.	12	502	15	3678	3693	307.8
PARKER, Jordan	10	102	467	0	467	46.7
TUCKER, Shane	10	117	383	0	383	38.3
ANDERSON, D.	9	83	378	0	378	42.0
BRYSON, J.	7	45	199	0	199	28.4
THOMAS, Kamani	6	23	156	0	156	26.0
GRAMMER, Austin	12	27	70	45	115	9.6
JAMES, Richie	12	10	85	0	85	7.1
GARNETT, Ruben	1	10	45	0	45	45.0
WILLIS, Jordan	3	5	37	0	37	12.3
FRAZIER, D.	12	2	12	0	12	1.0
PENNYCUFF, C.	10	1	2	0	2	0.2
GENOVESE, Nolan	3	2	-22	2	-20	-6.7
TEAM	8	10	-48	0	-48	-6.0
Total	12	939	1779	3725	5504	458.7
Opponents	12	898	1696	2964	4660	388.3

Field Goals	fg	pct.	01-19	20-29	30-39	40-49	50-99	lg	blk
CLARK, Cody	11-15	73.3	1-1	4-5	2-3	4-6	0-0	46	0

FG Sequence	Middle Tennessee	Opponents
Jackson State	-	51
Alabama	46,(20)	24,49
Charlotte	(31)	36
Illinois	(42),43	38,(23),(51)
Vanderbilt	(44),(28)	40,(40)
WKU	-	(31),(34),(29)
FIU	-	(18),(22),44
Louisiana Tech	(23)	34,(24)
Marshall	(19),31,(46)	44,(37),42,32,38,39
FAU	(24)	(45)
North Texas	(35),(40),27	42
UTSA	-	-

Punting	no.	yds	avg	lg	tb	fc	i20	50+	blk
OWENS, Trevor	31	1122	36.2	68	2	7	4	2	1
BONADIES, Matt	26	1056	40.6	53	2	4	8	2	0
TEAM	2	0	0.0	0	0	0	0	0	1
STOCKSTILL, B.	1	41	41.0	41	1	0	0	0	0
Total	60	2219	37.0	68	5	11	12	4	2
Opponents	64	2503	39.1	59	4	22	18	8	0

Kickoffs	no.	yds	avg	tb	ob	retn	net	ydln
ROOKER, Canon	72	4356	60.5	18	2			
OWENS, Trevor	1	46	46.0	0	0			
Total	73	4402	60.3	18	2	23.7	36.9	28
Opponents	60	3608	60.1	17	1	21.2	38.2	26

Numbers in (parentheses) indicate field goal was made.

2015 Middle Tennessee Football
Middle Tennessee Overall Individual Statistics (as of Dec 07, 2015)
All games

<u>All Purpose</u>	<u>g</u>	<u>rush</u>	<u>rcv</u>	<u>pr</u>	<u>kr</u>	<u>ir</u>	<u>total</u>	<u>avg/g</u>
JAMES, Richie	12	85	1220	0	18	0	1323	110.2
BATTIES, Ed	12	0	960	69	193	0	1222	101.8
BRYSON, J.	7	199	1	24	427	0	651	93.0
ANDERSON, D.	9	378	42	0	221	0	641	71.2
PETTIS, Terry	12	0	593	0	0	0	593	49.4
PARKER, Jorda	10	467	50	0	0	0	517	51.7
TUCKER, Shane	10	383	126	0	0	0	509	50.9
FRAZIER, D.	12	12	180	0	0	0	192	16.0
GRAMMER, Aus	12	70	102	0	0	0	172	14.3
COLLIS, C.	7	0	168	0	0	0	168	24.0
DUCKSWORTH,	11	0	159	0	0	0	159	14.5
THOMAS, Kama	6	156	0	0	0	0	156	26.0
CUTRER, Jerem	9	0	0	0	0	113	113	12.6
BARNES, Derek	11	0	84	0	1	0	85	7.7
HOWARD, J.	11	0	0	0	0	17	80	7.3
SANDERS, DJ	12	0	0	0	0	75	75	6.2
BYARD, Kevin	11	0	0	0	0	50	50	4.5
GARNETT, Rub	1	45	0	0	0	0	45	45.0
HARRIS, Darius	12	0	0	0	0	42	42	3.5
WILLIS, Jordan	3	37	0	0	0	0	37	12.3
DALE, Alex	12	0	0	0	0	34	34	2.8
SMITH, Sean	7	0	23	0	0	0	23	3.3
SINGLETARY, J	8	0	0	0	21	0	21	2.6
STOCKSTILL, B	12	15	0	0	0	0	15	1.2
PENNYCUFF, C	10	2	0	0	10	0	12	1.2
WALKER, Trista	7	0	12	0	0	0	12	1.7
HARGES, Myles	2	0	0	0	0	11	11	5.5
MINTER, Micha	10	0	0	0	0	7	7	0.7
CLEMONS, Ty	6	0	2	0	0	0	2	0.3
HAMILTON, Luc	12	0	2	0	0	0	2	0.2
BARRON, Tyler	6	0	1	0	0	0	1	0.2
GENOVESE, No	3	-22	0	0	0	0	-22	-7.3
TEAM	8	-48	0	0	0	0	-48	-6.0
Total	12	1779	3725	93	891	349	6900	575.0
Opponents	12	1696	2964	229	1258	165	6312	526.0

2015 Middle Tennessee Football
Middle Tennessee Overall Defensive Statistics (as of Dec 07, 2015)
All games

#	Defensive Leaders	gp	Tackles			tfl/yds	Sacks no-yds	Pass defense			Fumbles		blkd	
			ua	a	tot			int-yds	brup	qbh	rcv-yds	ff	kick	saf
38	BARBER, T.T.	12	62	27	89	11.5-52	4.0-35	1-0	3	4	1-0	.	.	.
22	WATT, Quay	12	49	17	66	1.0-3	.	.	3	.	1-3	.	.	.
24	LUCKETT, C.	12	43	22	65	5.0-10	0.5-4	.	1	2	2-0	1	.	.
20	BYARD, Kevin	11	41	20	61	1.0-3	.	4-50	5	1
47	MINTER, Michael	10	40	10	50	6.0-15	1.0-5	1-7	8	.	.	1	.	.
8	WAFFORD, Trey	12	31	17	48	6.5-19	2.0-10	.	2	3
30	HARRIS, Darius	12	23	17	40	1.0-3	0.5-3	1-42	1	.	.	1	.	.
31	SANDERS, DJ	12	25	14	39	.	.	1-75	1	.	1-0	.	.	.
49	RHODES, Steven	12	22	10	32	5.5-36	2.5-23	.	.	7	1-0	1	.	.
9	CUTRER, Jeremy	9	24	5	29	3.0-10	1.0-6	3-113	13	1	1-0	.	2	.
59	HALE, Chris	12	18	10	28	6.5-46	4.0-38	.	.	1	.	1	.	.
42	WALKER, Xavier	8	15	11	26	.	.	.	4
97	FELTON, Raynard	12	13	11	24	3.5-8	0.5-2	.	2	.	.	1	.	.
21	HOWARD, J.	11	17	6	23	1.5-2	.	2-17	3
51	HUFF, Shaquille	12	15	6	21	6.0-24	1.0-8	.	.	3	1-0	1	.	.
2A	DALE, Alex	12	15	5	20	2.0-9	1.0-7	2-34	2	.	.	3	.	.
28	HEARD, D.	10	14	5	19	1.5-4	.	.	3	1
17	ANTOINE, A.	12	9	9	18	2.0-4	.	.	.	2
39	ROBERSON, James	12	7	11	18	0.5-2	0.5-2
4	SINGLETARY, J.	8	10	4	14	1.0-3	.	.	1
92	MCNEIL, Pat	12	7	6	13	1.0-7	1.0-7	.	.	3
23	BROWN, Chris	9	9	4	13
99	MCBRIDE, Jimal	12	6	5	11	2
40	MELTON, Chris	12	8	3	11
91	AKINS, Justin	12	6	5	11	2.0-12	1.5-11	.	.	1
98	BENNETT, D.	9	4	6	10	2
11	BAILEY, Peter	11	3	4	7
29	RANDOLPH, D.	12	6	.	6	.	.	.	3	1
36	BISACCIA, R.	4	4	1	5
13	FRAZIER, D.	12	3	1	4
52	WELLS, Ykeem	10	3	1	4
33	HARGES, Myles	2	1	2	3	.	.	1-11
53	EADS, William	12	2	1	3
90	STEWART, P.	6	2	.	2
15	ROOKER, Canon	12	2	.	2
6A	BROWN, Houston	7	2	.	2
5B	MOFFATT, J.	12	2	.	2
12	STOCKSTILL, B.	12	1	.	1
84	PETTIS, Terry	12	1	.	1	1	.	.
66	STEPHENS, D.	12	1	.	1
1	TUCKER, Shane	10	1	.	1
3	FROST-DIXON, J.	4	.	1	1
6	PARKER, Jordan	10	1	.	1
96	AURISMOND, I.	2	.	1	1
87	JAMES, Richie	12	1	.	1
85	LIGGINS, D.	1	1	.	1
TM	TEAM	8	1
Total		12	570	278	848	68-272	21-161	16-349	55	34	8-3	11	2	1
Opponents		12	599	317	916	55-224	14-144	9-165	55	23	18-23	18	2	1

2015 Middle Tennessee Football
Middle Tennessee Team Game-by-Game (as of Dec 07, 2015)
All games

TEAM STATISTICS

Date	Opponent	Rushing				Receiving				Passing				Kick Returns				Punt Returns				tot off		
		no.	yds	td	lg	no.	yds	td	lg	cmp	att	int	yds	td	lg	no.	yds	td	lg	no.	yds		td	lg
Sep 5	JACKSON STATE	62	242	4	16	26	363	4	49	26	33	1	363	4	49	3	87	0	32	5	34	0	23	605
Sep 12	at Alabama	31	86	0	9	23	189	1	21	23	43	1	189	1	21	4	82	0	30	2	6	0	5	275
Sep 19	CHARLOTTE	49	280	4	62	24	379	5	76	24	29	0	379	5	76	2	60	0	34	2	-3	0	0	659
Sep 26	at Illinois	37	38	0	9	29	330	3	63	29	43	0	330	3	63	3	67	0	26	2	23	0	19	368
Oct 3	VANDERBILT	23	34	0	8	32	286	1	24	32	51	0	286	1	24	1	25	0	25	2	5	0	7	320
Oct 10	at WKU	30	123	1	28	28	296	3	34	28	43	1	296	3	34	9	146	0	30	0	0	0	0	419
Oct 17	FIU	43	200	6	26	17	261	0	46	17	26	1	261	0	46	7	159	0	31	1	-4	0	0	461
Oct 24	at Louisiana Tech	24	33	0	13	36	381	2	33	36	56	2	381	2	33	5	85	0	28	1	14	0	14	414
Nov 7	MARSHALL	51	201	0	27	21	353	3	46	21	35	1	353	3	46	2	26	0	21	2	9	0	6	554
Nov 14	at FAU	45	178	1	27	18	301	2	69	18	32	1	301	2	69	2	42	0	22	1	8	0	8	479
Nov 21	NORTH TEXAS	39	165	2	19	30	329	3	46	30	41	1	329	3	46	2	40	0	23	1	1	0	1	494
Nov 28	at UTSA	43	199	4	14	24	257	1	40	24	30	0	257	1	40	2	72	0	45	0	0	0	0	456
Middle Tennessee		477	1779	22	62	308	3725	28	76	308	462	9	3725	28	76	42	891	0	45	19	93	0	23	5504
		443	1696	14	52	266	2964	21	69	266	455	16	2964	21	69	53	1258	1	53	23	229	1	38	4660

Games: 12 • Avg/rush: 3.7 • Avg/catch: 12.1 • Pass effic: 150.50 • KR avg: 21.2 • PR avg: 4.9 • All purpose avg/game: 575.0 • Total offense avg/gm: 458.7

Date	Opponent	Tackles				Sacks no-yds	Fumble		Pass Defense			blkd kick	PAT Attempts			off		
		ua	a	total	tfl-yds		ff	fr-yds	int-yds	qbh	brup		kick	rush	rcv	saf	t/o	pts
Sep 5	JACKSON STATE	41	10	51	7.0-37	4.0-25	0	0-0	1-75	4	4	1	10-10	0	0	0	7	70
Sep 12	at Alabama	50	32	82	6.0-17	0.0-0	0	0-0	2-77	6	4	0	1-1	0	0	0	7	10
Sep 19	CHARLOTTE	52	10	62	6.0-26	3.0-18	3	3-3	4-89	0	4	0	10-10	0	0	0	31	73
Sep 26	at Illinois	45	50	95	5.0-32	2.0-26	1	0-0	0-0	1	5	0	2-2	0	0	1	0	25
Oct 3	VANDERBILT	50	12	62	3.0-14	2.0-9	1	1-0	2-25	3	2	0	1-1	0	0	0	0	13
Oct 10	at WKU	58	16	74	4.0-10	1.0-7	3	1-0	1-0	2	1	0	4-4	0	0	0	14	28
Oct 17	FIU	56	14	70	6.0-29	2.0-22	1	0-0	1-7	6	7	0	6-6	0	0	0	7	42
Oct 24	at Louisiana Tech	35	26	61	3.0-18	2.0-15	0	0-0	0-0	0	5	0	1-1	0	0	0	0	16
Nov 7	MARSHALL	62	28	90	6.0-20	1.0-7	0	0-0	1-0	2	13	1	3-3	0	0	0	0	27
Nov 14	at FAU	33	26	59	7.0-19	1.0-8	0	0-0	1-17	4	4	0	3-3	0	0	0	0	24
Nov 21	NORTH TEXAS	48	22	70	6.0-15	0.0-0	1	2-0	1-27	2	4	0	5-5	0	0	0	10	41
Nov 28	at UTSA	40	32	72	9.0-35	3.0-24	1	1-0	2-32	4	2	0	6-6	0	0	0	21	42
Middle Tennessee		570	278	848	68.0-272	21.0-161	11	8-3	16-349	34	55	2	52-52	0	0	1	97	411
		599	317	916	55.0-224	14.0-144	18	18-23	9-165	23	55	2	36-37	0	1	1	76	301

Date	Opponent	Punting								Field Goals			Kickoffs					
		no.	yds	avg	long	blkd	tb	fc	50+	i20	md-att	long	blkd	no.	yds	avg	tb	ob
Sep 5	JACKSON STATE	3	90	30.0	38	0	0	0	0	1	0-0	0	0	10	618	61.8	5	0
Sep 12	at Alabama	8	288	36.0	49	1	0	3	0	1	1-2	20	0	4	231	57.8	0	0
Sep 19	CHARLOTTE	4	133	33.2	43	0	1	0	0	0	1-1	31	0	11	683	62.1	4	0
Sep 26	at Illinois	8	319	39.9	68	1	1	0	2	1	1-2	42	0	5	305	61.0	1	0
Oct 3	VANDERBILT	6	196	32.7	40	0	0	2	0	2	2-2	44	0	4	240	60.0	1	0
Oct 10	at WKU	5	134	26.8	37	0	0	2	0	0	0-0	0	0	5	307	61.4	2	0
Oct 17	FIU	4	169	42.2	44	0	0	0	0	0	0-0	0	0	7	391	55.9	0	0
Oct 24	at Louisiana Tech	6	268	44.7	53	0	1	0	2	2	1-1	23	0	4	183	45.8	0	1
Nov 7	MARSHALL	7	260	37.1	44	0	2	2	0	1	2-3	46	0	4	249	62.2	0	1
Nov 14	at FAU	6	240	40.0	49	0	0	1	0	3	1-1	24	0	5	306	61.2	1	0
Nov 21	NORTH TEXAS	1	42	42.0	42	0	0	0	0	0	2-3	40	0	7	442	63.1	3	0
Nov 28	at UTSA	2	80	40.0	44	0	0	1	0	1	0-0	0	0	7	447	63.9	1	0
Middle Tennessee		60	2219	37.0	68	2	5	11	4	12	11-15	46	0	73	4402	60.3	18	2
		64	2503	39.1	59	0	4	22	8	18	11-25	51	2	60	3608	60.1	17	1

2015 Middle Tennessee Football
Middle Tennessee Opponent Game-by-Game (as of Dec 07, 2015)
All games

OPPONENT STATISTICS

Date	Opponent	Rushing				Receiving				Passing				Kick Returns				Punt Returns				tot off		
		no.	yds	td	lg	no.	yds	td	lg	cmp	att	int	yds	td	lg	no.	yds	td	lg	no.	yds		td	lg
Sep 5	JACKSON STATE	20	5	0	8	23	271	2	50	23	40	1	271	2	50	5	68	0	21	0	0	0	0	276
Sep 12	at Alabama	39	220	3	41	26	312	2	69	26	43	2	312	2	69	4	87	0	40	3	35	0	22	532
Sep 19	CHARLOTTE	38	117	1	22	13	102	0	31	13	33	4	102	0	31	8	208	1	50	1	24	0	24	219
Sep 26	at Illinois	39	140	1	24	29	238	1	42	29	49	0	238	1	42	4	75	0	24	6	41	1	9	378
Oct 3	VANDERBILT	41	237	2	39	18	177	0	21	18	31	2	177	0	21	3	50	0	19	1	12	0	12	414
Oct 10	at WKU	40	165	1	16	29	428	6	69	29	37	1	428	6	69	3	78	0	31	1	14	0	14	593
Oct 17	FIU	30	86	2	25	29	260	2	27	29	51	0	260	2	27	7	222	0	53	3	16	0	13	346
Oct 24	at Louisiana Tech	34	166	3	28	21	308	2	55	21	35	0	308	2	55	2	34	0	21	2	16	0	13	474
Nov 7	MARSHALL	46	142	0	24	34	373	3	38	34	58	1	373	3	38	3	87	0	46	2	22	0	15	515
Nov 14	at FAU	34	75	0	15	13	222	2	65	13	27	1	222	2	65	4	87	0	30	2	42	0	38	297
Nov 21	NORTH TEXAS	39	191	1	52	17	133	0	24	17	28	1	133	0	24	4	112	0	40	1	1	0	1	324
Nov 28	at UTSA	43	152	0	31	14	140	1	31	14	23	2	140	1	31	6	150	0	33	1	6	0	6	292
Opponents		443	1696	14	52	266	2964	21	69	266	455	16	2964	21	69	53	1258	1	53	23	229	1	38	4660
		477	1779	22	62	308	3725	28	76	308	462	9	3725	28	76	42	891	0	45	19	93	0	23	5504

Games: 12 • Avg/rush: 3.8 • Avg/catch: 11.1 • Pass effic: 121.38 • KR avg: 23.7 • PR avg: 10.0 • All purpose avg/game: 526.0 • Total offense avg/gm: 388.3

Date	Opponent	Tackles				Sacks no-yds	Fumble		Pass Defense			blkd kick	PAT Attempts			off			
		ua	a	total	tfl-yds		ff	fr-yds	int-yds	qbh	brup		kick	rush	rcv	saf	t/o	pts	
Sep 5	JACKSON STATE	73	22	95	5.0-18	1.0-7	1	1-0	1-0	2	2	0	2-2	0	0	0	0	0	14
Sep 12	at Alabama	39	34	73	3.0-5	0.0-0	3	3-0	1-0	5	6	1	5-5	0	0	1	14	37	
Sep 19	CHARLOTTE	67	6	73	8.0-33	2.0-22	3	2-0	0-0	0	2	0	2-2	0	0	0	7	14	
Sep 26	at Illinois	36	55	91	10.0-44	3.0-31	1	1-23	0-0	2	5	1	3-3	0	0	0	3	27	
Oct 3	VANDERBILT	49	10	59	5.0-8	0.0-0	1	2-0	0-0	0	9	0	2-2	0	0	0	0	17	
Oct 10	at WKU	46	18	64	4.0-24	1.0-19	0	1-0	1-0	2	4	0	7-7	0	0	0	10	58	
Oct 17	FIU	52	14	66	1.0-2	0.0-0	1	1-0	1-40	1	3	0	2-3	0	1	0	11	34	
Oct 24	at Louisiana Tech	46	20	66	5.0-40	3.0-33	2	1-0	2-59	1	9	0	6-6	0	0	0	14	45	
Nov 7	MARSHALL	61	20	81	6.0-25	2.0-19	2	2-0	1-16	2	5	0	3-3	0	0	0	7	24	
Nov 14	at FAU	37	50	87	2.0-4	0.0-0	1	1-0	1-45	2	5	0	2-2	0	0	0	10	17	
Nov 21	NORTH TEXAS	56	18	74	4.0-16	2.0-13	1	1-0	1-5	5	2	0	1-1	0	0	0	0	7	
Nov 28	at UTSA	37	50	87	2.0-5	0.0-0	2	2-0	0-0	1	3	0	1-1	0	0	0	0	7	
Opponents		599	317	916	55.0-224	14.0-144	18	18-23	9-165	23	55	2	36-37	0	1	1	76	301	
		570	278	848	68.0-272	21.0-161	11	8-3	16-349	34	55	2	52-52	0	0	1	97	411	

Date	Opponent	Punting							Field Goals			Kickoffs						
		no.	yds	avg	long	blkd	tb	fc	50+	i20	md-att	long	blkd	no.	yds	avg	tb	ob
Sep 5	JACKSON STATE	11	443	40.3	53	0	0	2	2	1	0-1	0	1	3	179	59.7	0	0
Sep 12	at Alabama	5	201	40.2	44	0	0	2	0	1	0-2	0	0	6	381	63.5	2	0
Sep 19	CHARLOTTE	8	315	39.4	51	0	0	3	1	1	0-1	0	0	3	186	62.0	1	0
Sep 26	at Illinois	6	227	37.8	47	0	1	1	0	2	2-3	51	0	7	442	63.1	4	0
Oct 3	VANDERBILT	5	157	31.4	45	0	0	2	0	2	1-2	40	0	4	260	65.0	3	0
Oct 10	at WKU	1	53	53.0	53	0	0	0	1	1	3-3	34	0	10	536	53.6	1	0
Oct 17	FIU	3	118	39.3	41	0	0	2	0	1	2-3	22	0	7	434	62.0	0	0
Oct 24	at Louisiana Tech	5	168	33.6	39	0	1	3	0	3	1-2	24	0	8	462	57.8	2	1
Nov 7	MARSHALL	6	243	40.5	52	0	1	2	1	1	1-6	37	1	4	237	59.2	2	0
Nov 14	at FAU	7	290	41.4	59	0	0	4	1	3	1-1	45	0	4	260	65.0	2	0
Nov 21	NORTH TEXAS	3	143	47.7	56	0	1	0	2	1	0-1	0	0	2	109	54.5	0	0
Nov 28	at UTSA	4	145	36.2	42	0	0	1	0	1	0-0	0	0	2	122	61.0	0	0
Opponents		64	2503	39.1	59	0	4	22	8	18	11-25	51	2	60	3608	60.1	17	1
		60	2219	37.0	68	2	5	11	4	12	11-15	46	0	73	4402	60.3	18	2



Western Michigan University

Western Michigan University is a national research university enrolling nearly 24,000 students from across the United States and 100 other countries. Founded in 1903, it is a learner-centered, discovery-driven and globally engaged public university that stands out among America's more than 4,600 higher education institutions.

SUPERIOR, SUPPORTIVE LEARNING ENVIRONMENT

WMU combines the resources of a major research university with the personal attention and friendly atmosphere often found at a small college. Taking full advantage of that combination gives students the edge they need to succeed in graduate school, the workplace and life.

Students attending WMU enjoy top-notch programs, teachers, facilities and hands-on learning opportunities. They expect and receive one-on-one attention from senior-level faculty members and quickly find that advisors, career specialists, mentors and tutors are within easy reach. In addition, most classes are relatively small in size and taught by the University's full-time professors.

Faculty members have been trained at the world's leading universities and bring a global perspective to the classroom. A majority of these scholars have a passion for research as well as teaching. They not only share their cutting-edge work in the classroom, but also welcome undergraduate and graduate students alike into their research laboratories and creative studios.

OUTSTANDING ACADEMIC PROGRAMS

The University offers 147 bachelor's, 73 master's and 30 doctoral programs, along with one program leading to the specialist degree and several others that lead to graduate-level certificates. These programs are offered through seven degree-granting colleges: Arts and Sciences, Aviation, Education and Human Development, Engineering and Applied Sciences, Fine Arts, Haworth College of Business, and Health and Human Services.

Many programs rank among the top of their kind in the country, giving WMU a na-

tional or international reputation as one of the best places to study in fields as varied as aviation flight science, creative writing, engineering management technology, evaluation, experimental atomic physics, geology, integrated supply management, jazz studies, medieval studies, occupational therapy, paper engineering, psychology, sales and business marketing, and speech pathology.

Whenever possible, instruction is designed so graduating students are ready to immediately add value to their employers. Plus, the University's business-industry partnerships and exchange agreements with organizations around the globe provide countless opportunities for students to obtain internships, conduct research, gain field experience and study abroad.

DYNAMIC, DIVERSE CAMPUS

WMU creates a learning environment that is not only challenging, but also supportive and inclusive. A wide range of resources and services focus on academic and career success, with several dedicated to meeting the special needs of such select groups as first-year students, transfer students, military veterans and youths who have aged out of the foster care system.

The University's robust academic environment is bolstered by some of the best

instructional and cultural facilities in the Midwest, and ongoing improvements are reshaping the housing and dining system so it is more in tune with the needs of today's students. Meanwhile, the University consistently earns national awards for sustainability as well as praise for the beauty of its park-like campus.

Among the University's notable facilities are a world-class aviation campus; a state-of-the-art science complex; new buildings devoted to education, chemistry and the visual arts; a high-tech home for health and human services programs; a cutting-edge engineering campus that includes the thriving Business Technology and Research Park; a large, well-equipped student recreation center; and one of the nation's top 10 theatres.

Students come to WMU from around the world, with representatives of minority groups making up 21 percent of the student body and international students 8 percent. They enjoy a vibrant campus atmosphere featuring nearly 400 student organizations, including fraternities and sororities, professional associations, faith-based groups, club sports and hobby groups. The University also provides acclaimed arts programs, a lively cultural calendar, and numerous intramural, health and fitness programs.





Dr. John M. Dunn

President

Dr. John M. Dunn has served as the eighth president of Western Michigan University since July 1, 2007.

Prior to coming to WMU, President Dunn served as interim chancellor at Southern Illinois University Carbondale. Before accepting that appointment, he held the position of provost and vice chancellor at Southern Illinois.

An educator for more than 30 years, Dunn was dean of the University of Utah's College of Health from 1995 to 2002 before moving to Southern Illinois. Before that, he was at Oregon State University for 20 years, last serving as associate provost. His earlier positions at Oregon State included assistant dean of Health and Human Performance, chair of the Department of Exercise and Sport Science and director of the university's Special Physical and Motor Fitness Clinic.

Internationally known for his research and writing about the long-term health of people with disabilities, Dunn is the author of more than 50 professional papers and book chapters. He is a past president of the Research Consortium of the American Alliance for Health, Physical Education, Recreation and Dance; past editor of *Quest*, a professional publication for kinesiology scholars; and president of the American Academy of Kinesiology and Physical Education.

Since moving to Michigan, President Dunn has been actively engaged with state and community efforts that focus on quality-of-life issues and enhancing economic development. He is a member of the boards of First National Bank, Southwest Michigan First and the WMU Foundation as well as the governing boards of the Greater Kalamazoo Area United Way, the Gilmore Keyboard Festival and the W.E.Upjohn Institute.

Dunn, who began his teaching at the University of Connecticut in 1972, earned bachelor's and master's degrees from Northern Illinois University in 1967 and 1969, respectively. He earned his doctoral degree from Brigham Young University in 1972.

President Dunn and his wife, Linda, reside in Kalamazoo in the president's official residence. They have three adult children, Matthew, Michael and Kerry.



Kathy Beauregard

Athletic Director

Kathy Beauregard, the Director of Athletics at Western Michigan University, has been involved with the Broncos in several capacities over the course of the past 36 years and begins her 19th season as Athletic Director in 2015-16.

Beauregard is the longest serving athletic director in the Mid-American Conference and is just one of eight female Athletic Directors at the 128 Football Bowl Subdivision schools (as of 12/8/15).

During her tenure as an Athletic Director, which began in 1997-98, Western Michigan has

won 49 conference championships. Beauregard initially came to WMU in 1979 as head women's gymnastics coach. In nine seasons (1980-88), she produced two MAC title teams and was twice named the conference's coach of the year.

Under Beauregard Bronco student-athletes have posted 18 consecutive semesters of a combined overall GPA above 3.00. The student-athlete population, in any given year, ranges from between 350-400 students.

Beauregard has received several notable recognitions for her work in college athletics and the community. In 2011, she was named the Athletic Director of the Year for the Football Subdivision in the Central Region by the National Association of Collegiate Directors of Athletics (NACDA). In 2012, she became the first woman ever to receive the Gerald R. Ford Award from the Michigan Sports Hall of Fame. In 2012, she was also the recipient of the YWCA Lifetime Achievement Award. In 2000, Beauregard received the Hope College Distinguished Alumni Award from her alma mater.

Beauregard is a native of Kalamazoo and graduate of Loy Norrix High School. She earned a bachelor's degree from Hope College in 1979 and a master's degree from Western Michigan in 1981. She and husband, Rick, have a son, Brad, who graduated from WMU and is an equipment manager on the Bronco football team while pursuing his masters. Rick retired from Kalamazoo Public Schools after 32 years of service and began Beauregard Home Services in the Fall of 2006.





P.J. Fleck

Head Coach

P.J. Fleck has established a culture of accomplishing “nevers” at Western Michigan, leading the Broncos to back-to-back bowl appearances for the first time in program history. In just his third season, Fleck has already landed back-to-back No. 1 recruiting classes in the MAC and led Western Michigan to its first share of the MAC West title since 2000, following the team’s first win over a ranked opponent in school history, a 35-30 win over No. 24 Toledo in the 2015 regular season finale.

Under Fleck’s tutelage, the Broncos have continued their streak of four straight MAC Freshman of the Year awards (three under Fleck) after Jamauri Bogan earned the honor this season for his 836 rushing yards and 12 touchdowns. That follows Jarvion Franklin in 2014 and Corey Davis in 2013.

Franklin earned Freshman All-American and MAC Offensive Player of the Year honors last year rushing for over 1,550 yards, totaling 24 touchdowns. Davis is currently the leading active receiver in the FBS with 3,602 career receiving yards



and 32 career touchdowns.

Fleck, 35, is one of the youngest head coaches at the FBS level. He coached under legendary names such as Jerry Kill, Jim Tressel, Greg Schiano and Joe Novak. He is distinguished as one of two head coaches along with Jim Harbaugh that are currently in the FBS to have played and coached in the NFL. Fleck came to Western Michigan from the Tampa Bay Buccaneers where he was the wide receivers coach in 2012.

In 2014, Fleck engineered the single greatest turnaround in WMU football history, going from 1-11 to 8-5. It tied Air Force for the best turnaround in the country and was the second-best turnaround in MAC history. For his efforts, Fleck was named MAC Coach of the Year and a semifinalist for Maxwell National Coach of the Year.

Fleck is engaged to Heather Jackson. They have four children, sons Gavin and Carter and two daughters, Paisley and Harper.

Coaching Staff

- Brian Callahan** - OL
- Vinson Reynolds** - DL
- Mike Hart** - RB
- Tim McGarigle** - LB
- Matt Simon** - WR
- Rob Wenger** - ST
- Greg Harbaugh Jr.** - Offensive GA
- Dan Collins** - Defensive GA
- Kirk Ciarrocca** - OC
- Ed Pinkham** - DC
- Bill Kenney** - TE
- Nick Hennessey** - Offensive GA
- D.J. Pirkle** - Defensive GA



Western Michigan Broncos

Head Coach: P.J. Fleck (16-21; 3 seasons at WMU/overall)

OC/QB: Kirk Ciarrocca (press box) • **DC/DB:** Ed Pinkham (press box) • **ST:** Rob Wenger (sideline) • **OL:** Brian Callahan (sideline)

RB: Mike Hart (sideline) • **OT/TE:** Bill Kenney (press box) • **LB:** Tim McGarigle (sideline) • **DL:** Vinson Reynolds (sideline) • **WR:** Matt Simon (sideline)

No.	Name	Pos.	Ht.	Wt.	Cl.	Ltr.	Hometown/Last School
+ 1	Rontavious Atkins	SS	6-0	207	r-Sr.	3	Pahokee, Fla./Pahokee HS
+ 1	Ben Dreslinski	QB	6-1	200	r-So.	0	Manchester, Mich./Northwood University
+ 2	Anton Curtis	WR	6-3	185	Fr.	0	Grosse Point, Mich./East English Village Prep
+ 2	Justin Tranquil	DB	5-11	185	Fr.	0	Huntertown, Ind./Carroll HS
3	Fabian Johnson	RB	5-7	198	Jr.	2	Miami, Fla./Northwestern HS
4	Edward Rolle	LB	6-2	204	Jr.	1	Miami, Fla./Carol City HS
+ 5	Andre Turner	DE	6-4	250	r-So.	1	Harper Woods, Mich./Chandler Park Academy
+ 5	LeVante Bellamy	RB	5-11	185	Fr.	0	Indianapolis, Ind./Pike HS
+ 6	Asantay Brown	S	6-0	198	So.	1	Muskegon, Mich./Mona Shores HS
+ 6	Jimmy Kepouros	WR	5-10	170	Fr.	0	Lemont, Ill./Lemont HS
7	Ronald Zamort	CB	5-10	174	Sr.	3	Delray Beach, Fla./Atlantic HS
+ 8	Daniel Braverman	WR	5-10	177	r-Jr.	2	Miramar, Fla./University HS
+ 8	Cleveland Smith	DL	6-1	262	Sr.	3	Miami, Fla./North Miami Beach HS
9	Kendrick Roberts	WR	6-3	209	Sr.	3	Flint, Mich./Southwestern Academy
10	Robert Spillane	LB	6-2	235	So.	1	Oak Park, Ill./Fenwick HS
+ 11	Zach Terrell	QB	6-1	204	r-Jr.	2	Fort Wayne, Ind./Homestead HS
+ 11	Austin Lewis	LB	6-3	230	r-So.	1	Terre Haute, Ind./North Vigo HS
12	Keion Adams	DE	6-2	261	Jr.	1	Salisbury, N.C./Salisbury HS
+ 13	Tom Flacco	QB	6-1	185	Fr.	0	Voorhees, N.J./Eastern HS
+ 13	JaKevin Jackson	LB	6-2	221	Jr.	1	Milledgeville, Ga./Georgia Military College
14	Darius Phillips	CB	5-10	184	r-So.	1	Dearborn Heights, Mich./Robichaud HS
+ 15	Jamar Simpkins	DL	6-2	279	Jr.	1	Miami, Fla./Monsignor Pace HS
+ 15	Carrington Thompson	WR	6-2	162	r-Jr.	0	Houston, Texas/Northwood University
16	John Wassink	QB	6-3	195	Fr.	0	Grand Rapids, Mich./South Christian HS
17	Justin Ferguson	SS	6-2	192	r-Jr.	1	Pembroke Pines, Fla./Notre Dame
18	Sam Beal	DB	6-2	195	Fr.	0	Grand Rapids, Mich./Ottawa Hills HS
19	Kadeem Goulborne	WR	6-3	191	Fr.	0	Weston, Fla./Cypress HS
20	Caleb Bailey	LB	6-0	236	r-So.	1	Romeoville, Ill./Romeoville HS
21	Jeffery Johnson	S	5-8	195	r-Fr.	0	Pontiac, Mich./Pontiac HS
+ 22	Davon Tucker	RB	5-10	205	Fr.	0	Somerdale, N.J./Sterling HS
+ 22	Justin Sears-Motley	CB	5-10	194	Jr.	0	Virginia Beach, Va./Landstown HS
23	Austin Guido	RB	5-11	202	Jr.	1	Naperville, Ill./Waubonsie Valley HS
24	Ian Thomas	DB	6-0	198	r-Jr.	0	Reisterstown, Md./Rutgers
+ 25	Obbie Jackson	DB	5-11	180	Fr.	0	West Bloomfield, Mich./West Bloomfield HS
+ 25	Trevor Sweeney	RB	5-8	175	Jr.	1	Mattawan, Mich./Mattawan HS
26	Davontae Ginwright	DB	6-3	195	Fr.	0	Southfield, Mich./Southfield HS
27	Paul Engram	LB	6-1	235	Fr.	0	Detroit, Mich./Loyola HS
28	Jonathan Russell	RB	5-11	217	Sr.	1	Midland, Mich./Siena Heights
29	Antione Stone	DB	5-11	179	r-Fr.	0	Bedford, Ohio/Bedford HS
30	Malik Rucker	DB	6-0	180	Jr.	0	Miami, Fla./Iowa
31	Jarvion Franklin	RB	6-0	220	So.	1	Tinley Park, Ill./Tinley Park HS
32	Jamauri Bogan	RB	5-7	174	r-Fr.	0	Union, N.J./Union HS
+ 33	Eric Assuoa	DL	6-2	230	Fr.	0	Silver Springs, Md./St. John's HS
+ 33	Leo Ekwoge	RB	5-11	210	r-Fr.	0	Olney, Md./Good Counsel HS
34	Alex Grace	LB	6-2	210	Fr.	0	Saginaw, Mich./Swan Valley HS
+ 36	DeShawn Foster	DB	5-11	224	Fr.	0	Detroit, Mich./Mumford HS
+ 36	Jeremiah Mullinax	TE	6-5	245	Sr.	0	Lincoln Park, Mich./Southgate Anderson HS
37	J. Schroeder	P	6-0	203	Sr.	3	Columbus, Ohio/St. Charles Prep
38	Vernon Coakley	RB	5-7	194	r-Fr.	0	Kalamazoo, Mich./Central HS
39	Derrick Mitchell	P	6-2	203	r-Fr.	0	Paw Paw, Mich./Paw Paw HS
40	Grant DePalma	LB	5-9	218	Sr.	1	Arlington Heights, Ill./Rose-Hulman IT
42	Jason Sylva	LB	6-2	230	r-Jr.	0	Franklin, Mass./Dean College
43	Wyatt Pfeifer	LS	6-2	239	So.	1	Delaware, Ohio/Buckeye Valley HS
45	Andrew Haldeman	K	5-10	180	Sr.	3	Ferdale, Mich./Wayland Union HS
46	Lucas Cherocci	LB	5-11	216	r-So.	0	Rochester Hills, Mich./Brother Rice HS
47	Blaze Watson	K	6-2	180	Fr.	0	Coldwater, Mich./Coldwater HS
48	Parker Underwood	TE	6-4	240	Fr.	0	Lansing, Mich./East Lansing HS
50	Daniel Jackson	DL	6-3	250	Fr.	0	Romeoville, Ill./Plainfield East HS
51	Taylor Reaume	LB	6-1	215	Fr.	0	Saginaw, Mich./Swan Valley HS
52	John Keenoy	OL	6-2	282	Fr.	0	Kentwood, Mich./East Kentwood HS
53	Nathan Braster	DL	6-5	258	So.	1	Fort Wayne, Ind./South Side HS
55	Nick Matich	DL	6-2	282	So.	1	Clarkston, Mich./Clarkston HS
56	Kasey Carson	LB	5-11	198	r-Fr.	0	Battle Creek, Mich./Harper Creek HS
58	Antonio Balabani	DL	6-3	235	Fr.	0	Macomb, Mich./Dakota HS
59	Luke Juriga	OL	6-4	270	Fr.	0	Aurora, Ill./Marmion Academy
61	Joe Boggan	DL	5-11	267	r-Fr.	0	Kalamazoo, Mich./Loy Norrix HS
62	Alex Keys	OL	6-1	295	Fr.	0	Highlands Ranch, Colo./Highlands Ranch HS

No.	Name	Pos.	Ht.	Wt.	Cl.	Ltr.	Hometown/Last School
63	Kristof Ifkovits	OL	6-4	300	r-So.	0	Chicago, Ill./Geurin College Prep
64	John Jackson	OL	6-3	307	Sr.	1	Detroit, Mich./Cass Tech
65	Jackson Day	OL	6-3	292	Jr.	1	Granger, Ind./Mishawaka Penn HS
66	Wesley French	OL	6-5	300	Fr.	0	Benton Harbor, Mich./St. Joseph HS
67	Curtis Doyle	OL	6-5	308	r-Fr.	0	Alma, Mich./Alma HS
68	David Curle	DL	6-2	291	Jr.	2	Shelby Township, Mich./Utica Eisenhower HS
69	Cory Carr	OL	6-1	270	r-Fr.	0	Portage, Mich./Central HS
70	Willie Beavers	OL	6-5	309	Sr.	2	Lathrup Village, Mich./Southfield Lathrup HS
71	Jonathan Todd	OL	6-7	330	Fr.	0	Mokena, Ill./Lincoln Way North HS
72	Taylor Moton	OL	6-5	316	r-Jr.	2	Okemos, Mich./Okemos HS
75	Zach Novoselsky	OL	6-5	292	r-Fr.	0	Lincolnshire, Ill./Adlai E. Stevenson HS
77	Chukwuma Okorafor	OL	6-6	308	So.	1	Southfield, Mich./Southfield HS
78	Elliot Jordan	OL	6-7	279	r-Fr.	0	Kentwood, Mich./East Kentwood HS
79	James Kristof	OG	6-3	320	Sr.	2	Lake Barrington, Ill./Barrington HS
80	Jake Spinek	WR	5-10	180	So.	0	Troy, Mich./Troy Athens HS
81	Alec Moulton	WR	6-1	196	Jr.	2	Midland, Mich./Midland HS
83	Michael Henry	WR	5-10	186	Jr.	1	Flint, Mich./Northwestern Prep. Academy
84	Cory Davis	WR	6-2	205	Jr.	2	Wheaton, Ill./Wheaton Warrenville South HS
85	Dennie Ernsberger	TE	6-2	246	So.	1	Battle Creek, Mich./Lakeview HS
86	Keishawn Watson	WR	6-0	185	Fr.	0	Wheaton, Ill./Wheaton Warrenville South HS
87	Giovanni Ricci	WR	6-4	200	Fr.	0	Loveland, Ohio/Loveland HS
88	Lucas Bezerra	TE	6-4	240	So.	1	Troy, Mich./Troy Athens HS
90	Evan Winston	DT	6-3	300	Jr.	0	Muskegon, Mich./Missouri
91	Ken Finley	DL	6-3	283	Fr.	0	Muskegon, Mich./Muskegon HS
93	Austin Regan	K	6-1	190	r-Fr.	0	New Lenox, Ill./Providence Catholic HS
94	Jake McIntee	DE	6-2	248	Jr.	0	Three Rivers, Mich./Defiance
95	Odell Miller	TE	6-3	250	r-Fr.	0	Kalamazoo, Mich./Gull Lake HS
96	Jason Evans	K	5-10	178	r-Fr.	0	Oswego, Ill./Oswego East HS
98	Jarrell McKinney	DE	6-4	241	Sr.	3	Detroit, Mich./Cody HS
99	Martin Diaz	LS	5-10	196	r-Fr.	0	Miami, Fla./American Heritage HS

+ - duplicate number

WESTERN MICHIGAN PRONUNCIATIONS

Keion Adams	KEE-ahn	Nick Matich	MATT-ich
Eric Assoua	AS-oo-wa	Jarrell McKinney	juh-RELL
Rontavious Atkins	ron-TAYV-ius	Jason Meichtry	MYK-tree
Antonio Balabani	BALL-uh-bah-nee	Taylor Moton	MOAT-ton
LeVante Bellamy	luh-VON-tay BELL-uh-mee	Jeremiah Mullinax	MULL-uh-nax
Lucas Bezerra	buh-ZAY-ha	Zach Novoselsky	no-vo-SELL-skee
Jamauri Bogan	juh-MAAR-ee	Chukwuma Okorafor	chuck-WOO-muh oh-KOR-uh-for
Nathan Braster	BRAY-stur	Wyatt Pfeifer	PIE-fer
Asantay Brown	uh-SAHN-tay	J. Schroeder	SHROH-dr
Lucas Cherocci	cher-AH-chee	Javonte Seabury	ju-VAHN-tay SEE-burr-ee
Leo Ekwoge	ek-WOAJ-ee	Robert Spillane	spil-AIN
Jarvion Franklin	JAR-vee-on	Zach Terrell	TAIR-ul
Davontae Ginwright	JIN-rite	Ronald Zamort	zuh-MORT
Obbie Jackson	OH-bee	Coaches	
JaKevin Jackson	juh-KEE-vin	Kirk Ciarrocca	shur-AH-kuh
James Kristof	KRIS-toff	Tim McGarigle	mc-GARG-ul

WESTERN MICHIGAN QUICK FACTS

Location	Kalamazoo, Mich.	Capacity	30,200
Founded	1903	Basic Offense	Multiple
Enrollment	25,086	Basic Defense	4-3
Nickname	Broncos	Bowl Appearance	Seventh
Colors	Brown and Gold		1961 Aviation Bowl - New Mexico 28, WMU 12
Conference	Mid-American Conference		1988 California Bowl - Fresno State 35, WMU 30
President	Dr. John M. Dunn		2007 International Bowl - Cincinnati 27, WMU 24
Director of Athletics	Kathy Beauregard		2008 Texas Bowl - Rice 38, WMU 14
Stadium	Waldo Stadium		2011 Little Caesars Pizza Bowl - Purdue 37, WMU 32
Surface	FieldTurf		2014 Famous Idaho Potato Bowl - Air Force 38, WMU 24



WESTERN MICHIGAN ALPHABETICAL PLAYER ROSTER



12 • DE
KEION ADAMS
Salisbury, N.C.



33 • DL
ERIC ASSUOA
Silver Springs, Md.



1 • SS
**RONTAVIOUS
ATKINS**
Pahokee, Fla.



20 • LB
CALEB BAILEY
Romeoville, Ill.



58 • DL
**ANTONIO
BALABANI**
Macomb, Mich.



18 • DB
SAM BEAL
Grand Rapids, Mich.



70 • OL
WILLIE BEAVERS
Lathrup Village, Mich.




5 • RB
**LEVANTE
BELLAMY**
Indianapolis, Ind.



88 • TE
LUCAS BEZERRA
Troy, Mich.



32 • RB
JAMAURI BOGAN
Union, N.J.




61 • DL
JOE BOGGAN
Kalamazoo, Mich.



53 • DL
**NATHAN
BRASTER**
Fort Wayne, Ind.



8 • WR
**DANIEL
BRAVERMAN**
Miramar, Fla.



6 • S
**ASANTAY
BROWN**
Muskegon, Mich.



69 • OL
CORY CARR
Portage, Mich.



56 • LB
KASEY CARSON
Battle Creek, Mich.



46 • LB
LUCAS CHEROCCI
Rochester Hills, Mich.



38 • RB
**VERNON
COAKLEY**
Kalamazoo, Mich.



68 • DL
DAVID CURLE
Shelby Township, Mich.



2 • WR
ANTON CURTIS
Grosse Pointe, Mich.



84 • WR
COREY DAVIS
Wheaton, Ill.



65 • OL
JACKSON DAY
Granger, Ind.



40 • LB
**GRANT
DEPALMA**
Arlington Heights, Ill.



99 • LS
MARTIN DIAZ
Miami, Fla.



67 • OL
CURTIS DOYLE
Alma, Mich.



1 • QB
BEN DRESLINSKI
Manchester, Mich.



33 • RB
LEO EKWOE
Olney, Md.



85 • TE
**DONNIE
ERNSBERGER**
Battle Creek, Mich.



27 • LB
PAUL ENGRAM
Detroit, Mich.



96 • K
JASON EVANS
Oswego, Ill.



17 • SS
**JUSTIN
FERGUSON**
Pembroke Pines, Fla.



91 • DL
KEN FINLEY
Muskegon, Mich.



13 · QB
TOM FLACCO
Voorhees, N.J.



36 · DB
DESHAWN FOSTER
Detroit, Mich.



31 · RB
JARVION FRANKLIN
Tinley Park, Ill.



66 · OL
WESLEY FRENCH
Benton Harbor, Mich.



26 · DB
DAVONTAE GINWRIGHT
Southfield, Mich.




19 · WR
KADEEM GOULBORNE
Weston, Fla.



34 · LB
ALEX GRACE
Saginaw, Mich.



23 · RB
AUSTIN GUIDO
Naperville, Ill.



45 · K
ANDREW HALDEAN
Ferndale, Mich.



83 · WR
MICHAEL HENRY
Flint, Mich.



63 · OL
KRISTOF IFKOVITS
Chicago, Ill.



50 · DL
DANIEL JACKSON
Romeoville, Ill.



13 · LB
JAKEVIN JACKSON
Milledgeville, Ga.



64 · OL
JOHN JACKSON
Detroit, Mich.



25 · DB
OBBBIE JACKSON
West Bloomfield, Mich.



3 · RB
FABIAN JOHNSON
Miami, Fla.



21 · S
JEFFERY JOHNSON
Pontiac, Mich.



78 · OL
ELLIOT JORDAN
Kentwood, Mich.



59 · OL
LUKE JURIGA
Aurora, Ill.




52 · OL
JOHN KEENOY
Kentwood, Mich.



6 · WR
JIMMY KEPOUROS
Lemont, Ill.




62 · OL
ALEX KEYS
Highlands Ranch, Colo.



79 · OG
JAMES KRISTOF
Lake Barrington, Ill.



11 · LB
AUSTIN LEWIS
Terre Haute, Ind.



55 · DL
NICK MATICH
Clarkston, Mich.



98 · DE
JARRELL MCKINNEY
Detroit, Mich.



94 · DE
JACK MCINTEE
Three Rivers, Mich.



95 · TE
ODELL MILLER
Kalamazoo, Mich.



39 · P
DERRICK MITCHELL
Paw Paw, Mich.



72 · OL
TAYLOR MOTON
Okemos, Mich.



81 · WR
ALEC MOULTON
Midland, Mich.



36 · TE
JEREMIAH MULLINAX
Lincoln Park, Mich.



75 · OL
ZACH NOVOSELSKY
Lincolnshire, Ill.



77 · OL
CHUKWUMA OKORAPOR
Southfield, Mich.



43 · LS
WYATT PFEIFER
Delaware, Ohio



14 · CB
DARIUS PHILLIPS
Dearborn Heights, Mich.



51 · LB
TAYLOR REAUME
Saginaw, Mich.



93 · K
AUSTIN REGAN
New Lenox, Ill.



87 · WR
GIOVANNI RICCI
Loveland, Ohio



9 · WR
KENDRICK ROBERTS
Flint, Mich.



4 · LB
EDWARD ROLLE
Miami, Fla.



30 · DB
MALIK RUCKER
Miami, Fla.



28 · RB
JONATHAN RUSSELL
Midland, Mich.



37 · P
J. SCHROEDER
Columbus, Ohio



22 · CB
JUSTIN SEARS-MOTLEY
Virginia Beach, Va.



15 · DL
JAMAR SIMPKINS
Miami, Fla.



8 · DL
CLEVELAND SMITH
Miami, Fla.



10 · LB
ROBERT SPILLANE
Oak Park, Ill.



80 · WR
JAKE SPINEK
Troy, Mich.




25 · RB
TREVOR SWEENEY
Mattawan, Mich.



29 · DB
ANTIONE STONE
Bedford, Ohio



42 · LB
JASON SYLVA
Franklin, Mass.



11 · QB
ZACH TERRELL
Fort Wayne, Ind.



24 · DB
IAN THOMAS
Reistertown, Md.



15 · WR
CARRINGTON THOMPSON
Houston, Texas



71 · OL
JONATHAN TODD
Mokena, Ill.



2 · DB
JUSTIN TRANQUIL
Huntertown, Ind.



22 · RB
DAVON TUCKER
Somerdale, N.J.



5 · DE
ANDRE TURNER
Harper Woods, Mich.




48 · TE
PARKER UNDERWOOD
Lansing, Mich.



16 · QB
JOHN WASSINK
Grand Rapids, Mich.



47 · K
BLAZE WATSON
Coldwater, Mich.



86 · WR
KEISHAWN WATSON
Wheaton, Ill.



90 · DT
EVAN WINSTON
Muskegon, Mich.



7 · CB
RONALD ZAMORT
Delray Beach, Fla.

**The Automated ScoreBook
Western Michigan Overall Team Statistics (as of Dec 14, 2015)
All games**

Team Statistics	WMU	OPP
SCORING	423	337
Points Per Game	35.2	28.1
Points Off Turnovers	51	48
FIRST DOWNS	290	240
Rushing	129	102
Passing	148	121
Penalty	13	17
RUSHING YARDAGE	2366	2239
Yards gained rushing	2653	2520
Yards lost rushing	287	281
Rushing Attempts	485	422
Average Per Rush	4.9	5.3
Average Per Game	197.2	186.6
TDs Rushing	24	23
PASSING YARDAGE	3405	2697
Comp-Att-Int	254-377-8	200-365-9
Average Per Pass	9.0	7.4
Average Per Catch	13.4	13.5
Average Per Game	283.8	224.8
TDs Passing	28	21
TOTAL OFFENSE	5771	4936
Total Plays	862	787
Average Per Play	6.7	6.3
Average Per Game	480.9	411.3
KICK RETURNS: #-Yards	46-996	51-1026
PUNT RETURNS: #-Yards	9-84	5-25
INT RETURNS: #-Yards	9-114	8-40
KICK RETURN AVERAGE	21.7	20.1
PUNT RETURN AVERAGE	9.3	5.0
INT RETURN AVERAGE	12.7	5.0
FUMBLES-LOST	15-8	15-7
PENALTIES-Yards	72-666	66-543
Average Per Game	55.5	45.2
PUNTS-Yards	40-1681	57-2517
Average Per Punt	42.0	44.2
Net punt average	39.9	40.6
KICKOFFS-Yards	83-5146	65-3820
Average Per Kick	62.0	58.8
Net kick average	40.3	36.9
TIME OF POSSESSION/Game	34:32	25:28
3RD-DOWN Conversions	76/160	66/159
3rd-Down Pct	48%	42%
4TH-DOWN Conversions	12/20	7/20
4th-Down Pct	60%	35%
SACKS BY-Yards	14-83	29-158
MISC YARDS	0	0
TOUCHDOWNS SCORED	54	45
FIELD GOALS-ATTEMPTS	16-20	8-12
ON-SIDE KICKS	0-0	0-0
RED-ZONE SCORES	(44-54) 81%	(33-40) 82%
RED-ZONE TOUCHDOWNS	(33-54) 61%	(25-40) 63%
PAT-ATTEMPTS	(47-50) 94%	(39-40) 98%
ATTENDANCE	116646	182377
Games/Avg Per Game	6/19441	6/30396
Neutral Site Games		0/0

Score by Quarters	1st	2nd	3rd	4th	OT	Total
Western Michigan	81	138	123	81	0	423
Opponents	86	103	61	87	0	337

The Automated ScoreBook

Western Michigan Overall Individual Statistics (as of Dec 14, 2015)

All games

Rushing	gp	att	gain	loss	net	avg	td	lg	avg/g
BOGAN, Jamauri	12	143	865	29	836	5.8	12	76	69.7
FRANKLIN, J	12	146	725	26	699	4.8	5	54	58.2
BELLAMY, L	12	72	477	8	469	6.5	2	56	39.1
FLACCO, Tom	6	26	258	2	256	9.8	2	37	42.7
TERRELL, Zach	12	74	269	166	103	1.4	3	31	8.6
JOHNSON, Fabian	12	9	35	1	34	3.8	0	11	2.8
BRAVERMAN, D	12	2	13	0	13	6.5	0	8	1.1
DAVIS, Corey	12	1	11	0	11	11.0	0	11	0.9
TEAM	8	12	0	55	-55	-4.6	0	0	-6.9
Total	12	485	2653	287	2366	4.9	24	76	197.2
Opponents	12	422	2520	281	2239	5.3	23	87	186.6

Passing	gp	effic	comp-att-int	pct	yds	td	lg	avg/g
TERRELL, Zach	12	161.19	244-365-8	66.8	3229	27	76	269.1
FLACCO, Tom	6	229.42	9-11-0	81.8	154	1	64	25.7
DAVIS, Corey	12	284.80	1-1-0	100.0	22	0	22	1.8
Total	12	163.51	254-377-8	67.4	3405	28	76	283.8
Opponents	12	130.92	200-365-9	54.8	2697	21	60	224.8

Receiving	gp	no.	yds	avg	td	lg	avg/g
BRAVERMAN, D	12	103	1270	12.3	12	64	105.8
DAVIS, Corey	12	82	1253	15.3	11	76	104.4
HENRY, Michael	12	17	241	14.2	1	64	20.1
FRANKLIN, J	12	16	177	11.1	0	27	14.8
ROBERTS, K	12	12	196	16.3	0	32	16.3
THOMPSON, C	11	8	89	11.1	2	28	8.1
BELLAMY, L	12	3	67	22.3	0	58	5.6
BOGAN, Jamauri	12	3	15	5.0	0	6	1.2
JOHNSON, Fabian	12	3	14	4.7	0	8	1.2
MULLINAX, J	12	2	30	15.0	2	29	2.5
ERNSBERGER, D	12	2	22	11.0	0	11	1.8
TERRELL, Zach	12	1	25	25.0	0	22	2.1
SPINEK, Jake	2	1	6	6.0	0	6	3.0
BEZERRA, Lucas	11	1	0	0.0	0	0	0.0
Total	12	254	3405	13.4	28	76	283.8
Opponents	12	200	2697	13.5	21	60	224.8

Punt Returns	no.	yds	avg	td	lg
BRAVERMAN, D	9	84	9.3	0	33
Total	9	84	9.3	0	33
Opponents	5	25	5.0	0	15

Interceptions	no.	yds	avg	td	lg
PHILLIPS, D	5	50	10.0	1	34
BROWN, Asantay	2	63	31.5	0	38
ZAMORT, Ronald	1	0	0.0	0	0
THOMAS, Ian	1	1	1.0	0	1
Total	9	114	12.7	1	38
Opponents	8	40	5.0	1	20

Kick Returns	no.	yds	avg	td	lg
PHILLIPS, D	32	749	23.4	1	100
BELLAMY, L	4	85	21.2	0	60
JOHNSON, Fabian	4	68	17.0	0	37
BOGAN, Jamauri	2	31	15.5	0	17
BRAVERMAN, D	2	40	20.0	0	24
LEWIS, Austin	1	0	0.0	0	0
ERNSBERGER, D	1	23	23.0	0	23
Total	46	996	21.7	1	100
Opponents	51	1026	20.1	0	35

Fumble Returns	no.	yds	avg	td	lg
Total	0	0	0.0	0	0
Opponents	0	0	0.0	0	0

The Automated ScoreBook
Western Michigan Overall Individual Statistics (as of Dec 14, 2015)
All games

Scoring	td	fg	PAT				dxp	saf	pts
			kick	rush	rcv	pass			
HALDEMAN, A	-	16-20	47-50	-	-	-	-	-	95
BOGAN, Jamauri	12	-	-	-	-	-	-	-	72
BRAVERMAN, D	12	-	-	-	-	-	-	-	72
DAVIS, Corey	11	-	-	-	-	-	-	-	66
FRANKLIN, J	5	-	-	-	-	-	-	-	30
TERRELL, Zach	3	-	-	-	-	1-2	-	-	18
FLACCO, Tom	2	-	-	1-2	-	-	-	-	14
MULLINAX, J	2	-	-	-	1	-	-	-	14
THOMPSON, C	2	-	-	-	-	-	-	-	12
BELLAMY, L	2	-	-	-	-	-	-	-	12
PHILLIPS, D	2	-	-	-	-	-	-	-	12
HENRY, Michael	1	-	-	-	-	-	-	-	6
LEWIS, Austin	-	-	-	-	-	-	-	-	0
Total	54	16-20	47-50	1-2	1	1-2	-	-	423
Opponents	45	8-12	39-40	0-1	-	0-4	-	2	337

Total Offense	g	plays	rush	pass	total	avg/g
TERRELL, Zach	12	439	103	3229	3332	277.7
BOGAN, Jamauri	12	143	836	0	836	69.7
FRANKLIN, J	12	146	699	0	699	58.2
BELLAMY, L	12	72	469	0	469	39.1
FLACCO, Tom	6	37	256	154	410	68.3
JOHNSON, Fabian	12	9	34	0	34	2.8
DAVIS, Corey	12	2	11	22	33	2.8
BRAVERMAN, D	12	2	13	0	13	1.1
TEAM	8	12	-55	0	-55	-6.9
Total	12	862	2366	3405	5771	480.9
Opponents	12	787	2239	2697	4936	411.3

Field Goals	fg	pct.	01-19	20-29	30-39	40-49	50-99	lg	blk
HALDEMAN, A	16-20	80.0	0-0	5-5	7-9	4-6	0-0	48	1

Punting	no.	yds	avg	lg	tb	fc	i20	50+	blk
SCHROEDER, J.	39	1642	42.1	66	3	8	12	9	0
MITCHELL, D	1	39	39.0	39	0	0	0	0	0
Total	40	1681	42.0	66	3	8	12	9	0
Opponents	57	2517	44.2	67	6	12	19	19	0

FG Sequence	Western Michigan	Opponents
Michigan State	41,(22)	(21)
Georgia Southern	(34)	(22),(25)
Murray State	(30)	39
Ohio State	37,47	(30)
Central Michigan	30,(25),(34)	(22)
OHIO	-	-
Miami	-	(31),(38)
Eastern Michigan	(42),(41),(20)	22
Ball State	(21),(41)	48
Bowling Green	(48),(21)	-
NIU	(35),(31)	45
Toledo	(31),(38)	(19)

Kickoffs	no.	yds	avg	tb	ob	retn	net	ydl
MITCHELL, D	80	4984	62.3	31	0			
SCHROEDER, J.	2	102	51.0	0	0			
HALDEMAN, A	1	60	60.0	0	0			
Total	83	5146	62.0	31	0	20.1	40.3	24
Opponents	65	3820	58.8	17	2	21.7	36.9	28

Numbers in (parentheses) indicate field goal was made.

The Automated ScoreBook
Western Michigan Overall Individual Statistics (as of Dec 14, 2015)
All games

All Purpose	g	rush	rcv	pr	kr	ir	total	avg/g
BRAVERMAN,	12	13	1270	84	40	0	1407	117.2
DAVIS, Corey	12	11	1253	0	0	0	1264	105.3
BOGAN, Jamaur	12	836	15	0	31	0	882	73.5
FRANKLIN, J	12	699	177	0	0	0	876	73.0
PHILLIPS, D	12	0	0	0	749	50	799	66.6
BELLAMY, L	12	469	67	0	85	0	621	51.8
FLACCO, Tom	6	256	0	0	0	0	256	42.7
HENRY, Michael	12	0	241	0	0	0	241	20.1
ROBERTS, K	12	0	196	0	0	0	196	16.3
TERRELL, Zach	12	103	25	0	0	0	128	10.7
JOHNSON, Fabi	12	34	14	0	68	0	116	9.7
THOMPSON, C	11	0	89	0	0	0	89	8.1
BROWN, Asanta	12	0	0	0	0	63	63	5.2
ERNSBERGER,	12	0	22	0	23	0	45	3.8
MULLINAX, J	12	0	30	0	0	0	30	2.5
SPINEK, Jake	2	0	6	0	0	0	6	3.0
THOMAS, Ian	7	0	0	0	0	1	1	0.1
TEAM	8	-55	0	0	0	0	-55	-6.9
Total	12	2366	3405	84	996	114	6965	580.4
Opponents	12	2239	2697	25	1026	40	6027	502.2

**The Automated ScoreBook
Western Michigan Overall Defensive Statistics (as of Dec 14, 2015)
All games**

#	Defensive Leaders	gp	Tackles			tfl/yds	Sacks no-yds	Pass defense			Fumbles		blkd	
			ua	a	tot			int-yds	brup	qbh	rcv-yds	ff	kick	saf
6	BROWN, Asantay	12	55	45	100	3.0-15	1.0-7	2-63	5	2	1-0	2	.	.
20	BAILEY, Caleb	12	37	37	74	12.0-25	.	.	.	3
1	ATKINS, R	12	42	21	63	2.0-2	.	.	9	.	1-0	.	.	.
11	LEWIS, Austin	12	30	32	62	4.5-8	.	.	2	3
7	ZAMORT, Ronald	12	33	21	54	.	.	1-0	16
14	PHILLIPS, D	12	34	12	46	5.0-22	.	5-50	15	.	.	1	.	.
10	SPILLANE, R	8	20	26	46	5.5-29	1.5-13	.	2	.	.	1	.	.
12	ADAMS, Keion	12	23	11	34	8.5-36	4.5-26	.	.	2	.	1	.	.
98	MCKINNEY, J	12	17	16	33	3.0-13	1.5-7	.	.	2	1-0	1	.	.
40	DEPALMA, Grant	7	20	13	33	2.0-8	1.0-6	.	1	1
8	SMITH, C	12	12	16	28	7.0-24	1.5-10	.	.	2
42	SYLVA, Jayson	6	12	13	25	1.0-1	.	.	1	1	.	1	.	.
68	CURLE, David	12	6	12	18	2.0-9	1.0-8	.	1	2	.	1	.	.
5	TURNER, Andre	12	8	9	17	2.5-5	1.0-2	.	.	3
53	BRASTER, Nathan	11	9	8	17	3.0-7	1.0-4	.	1	2	.	.	1	.
18	BEAL, Sam	11	11	3	14	.	.	.	1
33	ASSOUA, Eric	10	4	8	12	5
36	MULLINAX, J	12	6	5	11
25	SWEENEY, Trevor	12	8	1	9	2	.	.
56	CARSON, Kasey	9	5	3	8	1.0-1
83	HENRY, Michael	12	5	3	8	1-0	1	.	.
15	SIMPKINS, Jamar	11	4	3	7	1.0-6	.	.	.	1	1-0	.	.	.
23	GUIDO, Austin	12	6	1	7
91	FINLEY, Ken	9	1	6	7	2
4	ROLLE, Edward	6	4	2	6
2	TRANQUILL, J	4	5	.	5	.	.	.	2
24	THOMAS, Ian	7	5	.	5	1.0-1	.	1-1
46	CHEROCCI, Lucas	9	3	.	3	2.0-2
39	MITCHELL, D	12	1	1	2
21	JOHNSON, J	8	.	2	2	1-0	.	.	.
22	SEARS-MOTLEY, J	9	1	1	2
3D	STONE-DAVIS, T	4	1	.	1
50	JACKSON, Daniel	4	.	1	1
84	DAVIS, Corey	12	1	.	1
8A	BRAVERMAN, D	12	1	.	1
3A	EKWOGHE, Leo	6	1	.	1
85	ERNSBERGER, D	12	1	.	1
13	JACKSON, J	7	.	1	1
43	PFEIFER, Wyatt	12	1	.	1
TM	TEAM	8	1-0	.	.	.
Total		12	433	333	766	66-214	14-83	9-114	56	31	7-0	11	1	.
Opponents		12	518	368	886	64-235	29-158	8-40	37	22	8-0	10	2	2

The Automated ScoreBook
Western Michigan Team Game-by-Game (as of Dec 14, 2015)
All games

TEAM STATISTICS

Date	Opponent	Rushing				Receiving				Passing				Kick Returns				Punt Returns				tot	
		no.	yds	td	lg	no.	yds	td	lg	cmp-att-int	yds	td	lg	no.	yds	td	lg	no.	yds	td	lg	off	
Sep 4	MICHIGAN STATE	23	18	0	12	33	365	2	44	33-50-2	365	2	44	5	209	1	100	1	16	0	16	383	
Sep 12	at Georgia Southern	26	25	0	13	24	227	2	19	24-36-3	227	2	19	4	26	0	9	0	0	0	0	252	
Sep 19	MURRAY STATE	42	237	2	54	28	391	4	56	28-33-0	391	4	56	4	140	0	60	1	10	0	10	628	
Sep 26	at Ohio State	41	169	0	18	18	169	2	55	18-33-1	169	2	55	3	55	0	28	0	0	0	0	338	
Oct 10	CENTRAL MICHIGAN	41	215	1	22	15	262	4	64	15-22-0	262	4	64	5	140	0	67	1	30	0	30	477	
Oct 17	at OHIO	44	430	4	67	14	137	3	27	14-20-0	137	3	27	3	48	0	18	3	28	0	33	567	
Oct 24	MIAMI	47	143	2	17	25	278	3	31	25-32-0	278	3	31	3	63	0	24	1	0	0	0	421	
Oct 29	at Eastern Michigan	36	279	6	37	18	316	1	64	18-24-0	316	1	64	5	131	0	56	0	0	0	0	595	
Nov 05	BALL STATE	56	358	4	76	20	353	3	65	20-27-0	353	3	65	2	15	0	14	1	0	0	0	711	
Nov 11	BOWLING GREEN	45	205	3	24	24	282	0	44	24-40-1	282	0	44	6	105	0	35	1	0	0	0	487	
Nov 18	at NIU	44	139	0	23	22	353	2	72	22-39-1	353	2	72	2	20	0	10	0	0	0	0	492	
11/27/15	at Toledo	40	148	2	35	13	272	2	76	13-21-0	272	2	76	4	44	0	21	0	0	0	0	420	
Western Michigan		485	2366	24	76	254	3405	28	76	254-377-8	3405	28	76	46	996	1	100	9	84	0	33	5771	
		422	2239	23	87	200	2697	21	60	200-365-9	2697	21	60	51	1026	0	35	5	25	0	15	4936	

Games: 12 • Avg/rush: 4.9 • Avg/catch: 13.4 • Pass effic: 163.51 • KR avg: 21.7 • PR avg: 9.3 • All purpose avg/game: 580.4 • Total offense avg/gm: 480.9

Date	Opponent	Tackles				Sacks	Fumble		Pass Defense			blkd	PAT Attempts			off				
		ua	a	total	tfl-yds		no-yds	ff	fr-yds	int-yds	qbh		brup	kick	kick	rush	rcv	saf	t/o	pts
Sep 4	MICHIGAN STATE	30	37	67	3.0-8	0.0-0	1	1-0	0-0	3	7	0	3-3	0	0	0	0	0	0	24
Sep 12	at Georgia Southern	34	32	66	4.0-17	0.0-0	0	0-0	0-0	0	1	0	0-1	0	1	0	0	0	17	
Sep 19	MURRAY STATE	34	26	60	8.0-26	1.0-9	1	0-0	1-10	6	6	0	7-7	0	0	0	0	7	52	
Sep 26	at Ohio State	40	18	58	3.0-8	1.0-4	0	0-0	2-4	0	6	0	0-1	0	0	0	0	12		
Oct 10	CENTRAL MICHIGAN	38	32	70	5.0-16	1.0-8	2	1-0	1-38	1	2	0	5-5	0	0	0	0	3	41	
Oct 17	at OHIO	42	22	64	7.0-22	2.0-10	1	0-0	0-0	6	7	0	7-7	0	0	0	0	49		
Oct 24	MIAMI	28	32	60	12.0-50	4.0-30	4	2-0	0-0	3	4	0	5-5	0	0	0	7	35		
Oct 29	at Eastern Michigan	38	32	70	6.0-13	0.0-0	1	2-0	2-25	3	4	0	7-7	0	0	0	24	58		
Nov 05	BALL STATE	25	24	49	5.0-11	1.0-4	0	0-0	1-1	3	8	0	6-7	0	0	0	0	54		
Nov 11	BOWLING GREEN	42	34	76	6.0-19	3.0-12	0	0-0	1-34	1	6	0	3-3	0	0	0	3	27		
Nov 18	at NIU	42	12	54	5.0-8	0.0-0	0	0-0	1-2	2	1	1	1-1	0	0	0	0	19		
11/27/1	at Toledo	40	32	72	2.0-16	1.0-6	1	1-0	0-0	3	4	0	3-3	1	0	0	7	35		
Western Michigan		433	333	766	66.0-214	14.0-83	11	7-0	9-114	31	56	1	47-50	1	1	0	51	423		
		518	368	886	64.0-235	29.0-158	10	8-0	8-40	22	37	2	39-40	0	0	2	48	337		

Date	Opponent	Punting										Field Goals			Kickoffs				
		no.	yds	avg	long	blkd	tb	fc	50+	i20	md-att	long	blkd	no.	yds	avg	tb	ob	
Sep 4	MICHIGAN STATE	4	156	39.0	52	0	1	1	1	1	1-2	22	0	5	325	65.0	4	0	
Sep 12	at Georgia Southern	4	160	40.0	44	0	0	1	0	2	1-1	34	0	5	320	64.0	3	0	
Sep 19	MURRAY STATE	1	38	38.0	38	0	0	1	0	1	1-1	30	0	9	571	63.4	4	0	
Sep 26	at Ohio State	7	301	43.0	55	0	0	0	2	0	0-2	0	1	3	193	64.3	2	0	
Oct 10	CENTRAL MICHIGAN	1	22	22.0	22	0	0	0	0	0	2-3	34	0	9	541	60.1	3	0	
Oct 17	at OHIO	4	183	45.8	56	0	0	2	2	2	0-0	0	0	8	488	61.0	2	0	
Oct 24	MIAMI	4	174	43.5	66	0	2	0	1	1	0-0	0	0	6	370	61.7	3	0	
Oct 29	at Eastern Michigan	1	45	45.0	45	0	0	0	0	1	3-3	42	0	11	652	59.3	0	0	
Nov 05	BALL STATE	2	87	43.5	52	0	0	1	1	1	2-2	41	0	10	638	63.8	6	0	
Nov 11	BOWLING GREEN	5	201	40.2	49	0	0	1	0	0	2-2	48	0	5	315	63.0	1	0	
Nov 18	at NIU	2	88	44.0	63	0	0	1	1	2	2-2	35	0	5	300	60.0	2	0	
11/27/1	at Toledo	5	226	45.2	53	0	0	0	1	1	2-2	38	0	7	433	61.9	1	0	
Western Michigan		40	1681	42.0	66	0	3	8	9	12	16-20	48	1	83	5146	62.0	31	0	
		57	2517	44.2	67	0	6	12	19	19	8-12	38	1	65	3820	58.8	17	2	

The Automated ScoreBook
Western Michigan Opponent Game-by-Game (as of Dec 14, 2015)
All games

OPPONENT STATISTICS

Date	Opponent	Rushing				Receiving				Passing				Kick Returns				Punt Returns				tot off
		no.	yds	td	lg	no.	yds	td	lg	cmp-att-int	yds	td	lg	no.	yds	td	lg	no.	yds	td	lg	
Sep 4	MICHIGAN STATE	40	196	3	24	15	256	2	56	15-31-0	256	2	56	1	35	0	35	0	0	0	0	452
Sep 12	at Georgia Southern	52	413	5	70	1	7	0	7	1-4-0	7	0	7	2	49	0	30	1	15	0	15	420
Sep 19	MURRAY STATE	21	63	2	29	25	304	1	43	25-41-1	304	1	43	5	84	0	22	0	0	0	0	367
Sep 26	at Ohio State	34	223	2	40	20	288	2	40	20-36-2	288	2	40	1	25	0	25	2	8	0	6	511
Oct 10	CENTRAL MICHIGAN	31	161	1	26	23	321	4	52	23-32-1	321	4	52	5	114	0	30	0	0	0	0	482
Oct 17	at OHIO	30	99	1	12	22	255	1	51	22-40-0	255	1	51	6	104	0	25	0	0	0	0	354
Oct 24	MIAMI	27	58	1	38	14	218	0	60	14-27-0	218	0	60	3	76	0	32	0	0	0	0	276
Oct 29	at Eastern Michigan	39	226	1	30	18	263	3	48	18-30-2	263	3	48	11	184	0	26	0	0	0	0	489
Nov 05	BALL STATE	25	74	0	30	12	78	1	13	12-27-1	78	1	13	4	88	0	27	0	0	0	0	152
Nov 11	BOWLING GREEN	41	236	3	26	23	269	3	42	23-41-1	269	3	42	4	82	0	21	1	2	0	2	505
Nov 18	at NIU	43	289	2	87	11	158	2	53	11-23-1	158	2	53	3	50	0	25	0	0	0	0	447
11/27/15	at Toledo	39	201	2	28	16	280	2	56	16-33-0	280	2	56	6	135	0	32	1	0	0	0	481
Opponents		422	2239	23	87	200	2697	21	60	200-365-9	2697	21	60	51	1026	0	35	5	25	0	15	4936
		485	2366	24	76	254	3405	28	76	254-377-8	3405	28	76	46	996	1	100	9	84	0	33	5771

Games: 12 • Avg/rush: 5.3 • Avg/catch: 13.5 • Pass effic: 130.92 • KR avg: 20.1 • PR avg: 5.0 • All purpose avg/game: 502.2 • Total offense avg/gm: 411.3

Date	Opponent	Tackles				Sacks no-yds	Fumble		Pass Defense			blkd kick	PAT Attempts			off			
		ua	a	total	tfl-yds		ff	fr-yds	int-yds	qbh	brup		kick	rush	rcv	saf	t/o	pts	
Sep 4	MICHIGAN STATE	42	26	68	11.0-46	7.0-39	0	0-0	2-0	2	4	0	4-4	0	0	0	0	7	37
Sep 12	at Georgia Southern	32	32	64	2.0-14	2.0-14	1	1-0	3-18	0	4	0	5-5	0	0	1	13	43	
Sep 19	MURRAY STATE	45	46	91	5.0-19	1.0-10	1	2-0	0-0	2	2	0	2-2	0	0	0	7	20	
Sep 26	at Ohio State	40	36	76	4.0-16	2.0-11	1	0-0	1-20	2	4	1	5-5	0	0	0	7	38	
Oct 10	CENTRAL MICHIGAN	42	26	68	2.0-4	0.0-0	1	1-0	0-0	0	3	0	4-4	0	0	1	7	39	
Oct 17	at OHIO	41	24	65	7.0-18	3.0-11	0	0-0	0-0	4	0	0	2-2	0	0	0	0	14	
Oct 24	MIAMI	45	44	89	7.0-26	3.0-19	0	0-0	0-0	0	0	0	1-1	0	0	0	0	13	
Oct 29	at Eastern Michigan	39	22	61	3.0-13	0.0-0	1	0-0	0-0	1	4	0	4-4	0	0	0	0	28	
Nov 05	BALL STATE	51	32	83	4.0-7	1.0-3	2	1-0	0-0	2	1	1	1-1	0	0	0	0	7	
Nov 11	BOWLING GREEN	53	40	93	9.0-29	5.0-21	1	1-0	1-2	3	3	0	5-6	0	0	0	0	41	
Nov 18	at NIU	53	16	69	6.0-34	4.0-27	0	1-0	1-0	6	9	0	3-3	0	0	0	0	27	
11/27/1	at Toledo	35	24	59	4.0-9	1.0-3	2	1-0	0-0	0	3	0	3-3	0	0	0	7	30	
Opponents		518	368	886	64.0-235	29.0-158	10	8-0	8-40	22	37	2	39-40	0	0	2	48	337	
		433	333	766	66.0-214	14.0-83	11	7-0	9-114	31	56	1	47-50	1	1	0	51	423	

Date	Opponent	Punting										Field Goals			Kickoffs				
		no.	yds	avg	long	blkd	tb	fc	50+	i20	md-att	long	blkd	no.	yds	avg	tb	ob	
Sep 4	MICHIGAN STATE	4	189	47.2	55	0	1	1	2	2	1-1	21	0	7	443	63.3	2	0	
Sep 12	at Georgia Southern	2	78	39.0	44	0	0	1	0	0	2-2	25	0	8	514	64.2	4	0	
Sep 19	MURRAY STATE	5	233	46.6	55	0	1	0	2	1	0-1	0	0	4	234	58.5	0	0	
Sep 26	at Ohio State	4	206	51.5	67	0	1	1	3	3	1-1	30	0	7	455	65.0	4	0	
Oct 10	CENTRAL MICHIGAN	4	208	52.0	61	0	0	1	3	2	1-1	22	0	7	407	58.1	2	0	
Oct 17	at OHIO	7	331	47.3	58	0	1	1	2	1	0-0	0	0	3	173	57.7	0	0	
Oct 24	MIAMI	5	200	40.0	53	0	0	2	1	2	2-2	38	0	4	255	63.8	1	0	
Oct 29	at Eastern Michigan	2	68	34.0	41	0	0	0	0	1	0-1	0	0	5	281	56.2	0	0	
Nov 05	BALL STATE	8	363	45.4	64	0	0	2	3	2	0-1	0	0	2	115	57.5	0	0	
Nov 11	BOWLING GREEN	7	329	47.0	65	0	1	2	3	3	0-0	0	0	7	380	54.3	1	0	
Nov 18	at NIU	4	129	32.2	47	0	1	0	0	1	0-1	0	1	5	288	57.6	2	1	
11/27/1	at Toledo	5	183	36.6	47	0	0	1	0	1	1-1	19	0	6	275	45.8	1	1	
Opponents		57	2517	44.2	67	0	6	12	19	19	8-12	38	1	65	3820	58.8	17	2	
		40	1681	42.0	66	0	3	8	9	12	16-20	48	1	83	5146	62.0	31	0	

#BETHENEXT

EAST: Charlotte • FIU • Florida Atlantic • Marshall • Middle Tennessee • Old Dominion • WKU
WEST: Louisiana Tech • North Texas • Rice • Southern Miss • UTEP • UTSA

CONTACT: Russell Anderson (rdanderson@c-usa.org) | Tim McNamara (tmcnamara@c-usa.org)

FOOTBALL STANDINGS/SCHEDULE | 2015 BOWL EDITION



ConferenceUSA



@CUSAFB, @Conference_USA

5201 N. O'Connor Blvd., Suite 300 • Irving, TX 75039 • P: (214) 774-1300 • www.ConferenceUSA.com

EAST DIVISION

	W-L	Pct.	H	A	Div.	Pts	Opp
*WKU	8-0	1.000	4-0	4-0	5-0	405	188
MIDDLE TENNESSEE	6-2	.750	4-0	2-2	4-1	293	206
MARSHALL	6-2	.750	4-0	2-2	4-2	259	133
FIU	3-5	.375	3-1	0-4	2-4	216	270
FLORIDA ATLANTIC	3-5	.375	1-3	2-2	3-3	177	201
OLD DOMINION	3-5	.375	2-2	1-3	1-4	215	298
CHARLOTTE	0-8	.000	0-4	0-4	0-5	140	310

WEST DIVISION

	W-L	Pct.	H	A	Div.	Pts	Opp
*SOUTHERN MISS	7-1	.875	4-0	3-1	5-0	348	143
LOUISIANA TECH	6-2	.750	3-1	3-1	4-1	283	208
UTSA	3-5	.375	1-3	2-2	2-3	191	231
UTEP	3-5	.375	2-2	1-3	2-3	138	214
RICE	3-5	.375	1-3	2-2	1-4	174	271
NORTH TEXAS	1-7	.125	1-3	0-4	1-4	146	312

*DIVISION CHAMPION

SEASON STANDINGS

	W-L	Pct.	H	A	Pts	Opp
	11-2	.846	6-0	5-2	575	328
	7-5	.583	5-1	2-4	411	301
	9-3	.750	6-0	3-3	391	221
	5-7	.417	4-1	1-6	306	358
	3-9	.250	1-5	2-4	270	345
	5-7	.417	3-4	2-3	291	429
	2-10	.167	1-5	1-5	210	435

	W-L	Pct.	H	A	Pts	Opp
	9-4	.692	5-1	4-3	528	314
	8-4	.667	5-1	3-3	441	321
	3-9	.250	1-5	2-4	271	405
	5-7	.417	3-2	2-5	248	395
	5-7	.417	3-3	2-4	313	430
	1-11	.083	1-4	0-7	182	495

C-USA BOWL GAMES

R+L CARRIERS NEW ORLEANS BOWL

(New Orleans, La.)

Saturday, December 19

Louisiana Tech vs. Arkansas St. (ESPN) 8 p.m.

MIAMI BEACH BOWL (Miami, Fla.)

Monday, December 21

WKU vs. South Florida (ESPN) 1:30 p.m.

POPEYES BAHAMAS BOWL (Nassau, Bahamas)

Thursday, December 24

Middle Tenn. vs. Western Mich. (ESPN) 11 a.m.

ST. PETERSBURG BOWL (St. Petersburg, Fla.)

Saturday, December 26

Marshall vs. Connecticut (ESPN) 10 a.m.

ZAXBY'S HEART OF DALLAS BOWL (Dallas, TX)

Saturday, December 26

Southern Miss vs. Washington (ESPN) 1:20 p.m.

All Times Central

C-USA CHAMPIONSHIP

SATURDAY, DECEMBER 5

C-USA Championship Game (ESPN2)

WKU 45, Southern Miss 28

MVP: Brandon Doughty, QB, WKU



C-USA AWARDS

COACH OF THE YEAR

Todd Monken - Southern Miss

MOST VALUABLE PLAYER

Brandon Doughty - QB - WKU

OFFENSIVE PLAYER OF THE YEAR

Nick Mullens - QB - Southern Miss

DEFENSIVE PLAYER OF THE YEAR

Evan McKelvey - LB - Marshall

SPECIAL TEAMS PLAYER OF THE YEAR

Deandre Reaves - KR/PR - Marshall

NEWCOMER OF THE YEAR

Jeff Driskel - QB - Louisiana Tech

FRESHMAN OF THE YEAR

Brent Stockstill - QB - Middle Tennessee



CONFERENCE USA ALL-CONFERENCE TEAMS

COACH OF THE YEAR

Todd Monken - Southern Miss

MOST VALUABLE PLAYER

Brandon Doughty - QB - WKU

OFFENSIVE PLAYER OF THE YEAR

Nick Mullens - QB - Southern Miss

DEFENSIVE PLAYER OF THE YEAR

Evan McKelvey - LB - Marshall

SPECIAL TEAMS PLAYER OF THE YEAR

Deandre Reaves - KR/PR - Marshall

NEWCOMER OF THE YEAR

Jeff Driskel - QB - Louisiana Tech

FRESHMAN OF THE YEAR

Brent Stockstill - QB - Middle Tennessee

FIRST TEAM ALL-C-USA

OFFENSE

QB - Brandon Doughty, WKU, Sr.
 RB - Kenneth Dixon, Louisiana Tech, Sr.
 RB - Jalen Richard, Southern Miss, Sr.
 OL - Sebastian Johansson, Marshall, Sr.
 OL - Jaylen Hunter, Middle Tennessee, Sr.
 OL - Andrew Reue, Rice, Sr.
 OL - Cameron Tom, Southern Miss, Jr.
 OL - Forrest Lamp, WKU, Jr.
 TE - Tyler Higbee, WKU, Sr.
 WR - Trent Taylor, Louisiana Tech, Jr.
 WR - Richie James, Middle Tennessee, Fr.
 WR - Taywan Taylor, WKU, Jr.

DEFENSE

DL - Michael Wakefield, FIU, Sr.
 DL - Trevon Coley, Florida Atlantic, Sr.
 DL - Trey Hendrickson, Florida Atlantic, Jr.
 DL - Vernon Butler, Louisiana Tech, Sr.
 LB - Evan McKelvey, Marshall, Sr.
 LB - T.T. Barber, Middle Tennessee, Sr.
 LB - Nick Holt, WKU, Sr.
 DB - Richard Leonard, FIU, Sr.
 DB - Xavier Woods, Louisiana Tech, Jr.
 DB - Kevin Byard, Middle Tennessee, Sr.
 DB - Kalan Reed, Southern Miss, Sr.

SPECIAL TEAMS

K - Garrett Schwettman, WKU, Sr.
 P - Dalton Schomp, Florida Atlantic, Jr.
 KR - Deandre Reaves, Marshall, Sr.
 PR - Richard Leonard, FIU, Sr.
 LS - Lance Schuffert, Southern Miss, Sr.

SECOND TEAM ALL-C-USA

OFFENSE

QB - Nick Mullens, Southern Miss, Jr.
 RB - Kalif Phillips, Charlotte, Jr.
 RB - Ray Lawry, Old Dominion, So.
 RB - Ito Smith, Southern Miss, So.
 RB - Anthony Wales, WKU, Jr.
 OL - Michael Montero, FIU, Jr.
 OL - Reggie Bain, Florida Atlantic, Sr.
 OL - Darrell Brown, Louisiana Tech, Jr.
 OL - Jens Danielsen, Louisiana Tech, Sr.
 OL - Michael Selby, Marshall, Jr.
 OL - Rashod Hill, Southern Miss, Sr.
 TE - David Morgan II, UTSA, Sr.
 WR - Ed Batties, Middle Tennessee, Sr.
 WR - Zach Pascal, Old Dominion, Jr.
 WR - Mike Thomas, Southern Miss, Sr.

DEFENSE

DL - Larry Ogunjobi, Charlotte, Jr.
 DL - Jarquez Samuel, Marshall, Sr.
 DL - Michael Smith, Southern Miss, Sr.
 DL - Jason Neill, UTSA, Sr.
 LB - Anthony Wint, FIU, So.
 LB - Nick Thomason, Louisiana Tech, Sr.
 LB - T.J. Ricks, Old Dominion, Jr.
 LB - Brian Anderson, Southern Miss, Sr.
 DB - Cre'von LeBlanc, Florida Atlantic, Sr.
 DB - Bryson Abraham, Louisiana Tech, Sr.
 DB - Jeremy Cutrer, Middle Tennessee, Jr.
 DB - Bennett Okotcha, UTSA, Sr.

SPECIAL TEAMS

K - Jonathan Barnes, Louisiana Tech, So.
 P - Tyler Williams, Marshall, Sr.
 KR - Kylan Towner, WKU, So.
 PR - Deandre Reaves, Marshall, Sr.
 LS - Matt Cincotta, Marshall, Sr.

ALL-FRESHMAN TEAM

OFFENSE

QB - Brent Stockstill, Middle Tennessee
 RB - Samuel Stewart, Rice
 RB - D'Andre Ferby, WKU
 OL - O'Shea Dugas, Louisiana Tech
 OL - Chandler Brewer, Middle Tennessee
 OL - Chris Miles, North Texas
 OL - Nick Clarke, Old Dominion
 OL - Dennis Edwards, WKU
 TE - Cole Ford, UTEP
 WR - Richie James, Middle Tennessee
 WR - Parker Smith, Rice

DEFENSE

DL - Jaylon Ferguson, Louisiana Tech
 DL - Ryan Bee, Marshall
 DL - Oshane Ximines, Old Dominion
 DL - Darian Yancey, Southern Miss
 LB - Ocie Rose, Florida Atlantic
 LB - Azeez Al-Shaair, Florida Atlantic
 LB - Darius Harris, Middle Tennessee
 DB - Jalen Young, Florida Atlantic
 DB - Michael Lewis, UTEP
 DB - Nate Brooks, North Texas
 DB - Justin Bickham, Rice

SPECIAL TEAMS

K - Chris Kirtley, Old Dominion
 P - Jake Collins, WKU
 KR - Austin Walter, Rice
 PR - Warren Redix, UTEP
 LS - Casey Winner, Florida Atlantic



R+L CARRIERS NEW ORLEANS BOWL

LOUISIANA TECH vs. ARKANSAS STATE

Saturday, Dec. 19 New Orleans, Louisiana
 8 p.m. (CST) Mercedes-Benz Superdome (37,792)
 All-Time Series: Louisiana Tech leads 25-12
 Last Meeting: Louisiana Tech 69, at Arkansas State 21 (Nov. 7, 1998)
 Television: ESPN
 Announcers: Adam Amin (PxP), Kelly Stouffer (AN),
 Dr. Jerry Punch (SL)

Louisiana Tech (8-4, 6-2 in C-USA)

Website: www.latechsports.com
 Head Coach: Skip Holtz (Notre Dame, '89)
 Career Record: 109-88 (17th year)
 Record at LA Tech: 21-17 (3rd year)
 Offense: Spread
 Defense: Multiple
 Leading Passer: Jeff Driskel (255-of-412, 3,575 yds., 24 TD)
 Leading Rusher: Kenneth Dixon (176 att., 968 yds., 17 TD)
 Leading Receiver: Trent Taylor (89 rec., 1,133 yds., 8 TD)
 Leading Tackler: Beau Fitte (97 tackles, 55 solo)
 Last Game: Southern Miss 58, at LA Tech 24 (Nov. 28)
 Last Bowl Appearance: 2014 Heart of Dallas (LA Tech 35, Illinois 18)
 All-Time Bowl Record: 3-3-1

NOTING THE BULLDOGS: LA Tech will be making back-to-back bowl appearances for just the second time in school history...The Bulldogs enter the game with a school record 10 outings with more than 400 total yards and this year's squad ranks fourth in school history in total yards (5,589) and points scored (441) and fifth in rushing touchdowns (25)...LA Tech has the top rushing defense in C-USA, allowing just 114.4 yards per game on the ground.

Arkansas State (9-3, 8-0 in Sun Belt)

Website: www.astaredwolves.com
 Head Coach: Blake Anderson (Sam Houston State, '92)
 Career Record: 16-9 (2nd year)
 Record at ASU: 16-9 (2nd year)
 Offense: Multiple
 Defense: Multiple
 Leading Passer: Fredi Knighten (122-of-223, 1,698 yds., 19 TD)
 Leading Rusher: Michael Gordon (164 att., 1,070 yds., 9 TD)
 Leading Receiver: J.D. McKissic (49 rec., 499 yds., 2 TD)
 Leading Tackler: Khari Lain (74 tackles, 46 solo)
 Last Game: Arkansas State 55, Texas State 17 (Dec. 5)
 Last Bowl Appearance: 2014 GoDaddy (Toledo 63, Arkansas St. 44)
 All-Time Bowl Record: 2-3

NOTING THE RED WOLVES: Arkansas State finished with an unblemished 8-0 Sun Belt Conference mark, and in the process became the only FBS program in the nation to win four league championships over the last five seasons...ASU has posted six consecutive games with at least 400 yards of total offense and nine total in 2015...Senior WR J.D. McKissic is the Sun Belt Conference career record-holder in receptions with 286...Senior QB Fredi Knighten is 9-0 as the starter this season while accounting for 20 total TDs...The Red Wolves defense set a new single-season record and Sun Belt record with 26 passes intercepted.

GAME NOTES: C-USA has participated in 11 of the 15 New Orleans Bowls...Southern Miss defeated Arkansas State in the 2005 New Orleans Bowl, a game played in Lafayette, La., due to Hurricane Katrina...This will mark the 38th meeting between Louisiana Tech and Arkansas State in a series that dates back to 1958, but the first since 1998 when Louisiana Tech, led by current Bulldog assistant coach Tim Rattay, ran past the Red Wolves in a 69-21 win. LA Tech has won nine of the last 10 meetings in the series...The two programs were both members of the Southland Conference from 1971-86 and the Big West Conference from 1993-95.

MIAMI BEACH BOWL

WKU vs. SOUTH FLORIDA

Monday, Dec. 21 Miami, Florida
 2:30 p.m. (EST) Marlins Park (36,742)
 All-Time Series: South Florida leads 4-2
 Last Meeting: at South Florida 24, WKU 12 (Sept. 25, 2010)
 Television: ESPN
 Announcers: Dave Lamont (PxP), Desmond Howard (AN),
 Quint Kessenich (SL)

WKU (11-2, 8-0 in C-USA)

Website: www.wkusports.com
 Head Coach: Jeff Brohm (Louisville, '94)
 Career Record: 19-7 (2nd year)
 Record at WKU: 19-7 (2nd year)
 Offense: Multiple
 Defense: 4-3
 Leading Passer: B. Doughty (322-of-444, 4,184 yds., 40 TD)
 Leading Rusher: Anthony Wales (129 att., 933 yds., 7 TD)
 Leading Receiver: Taywon Taylor (71 rec., 1,198 yds., 15 TD)
 Leading Tackler: T.J. McCollum (94 tackles, 60 solo)
 Last Game: at WKU 45, Southern Miss 28 (Dec. 5)
 Last Bowl Appearance: 2014 Bahamas (WKU 49, Central Mich. 48)
 All-Time Bowl Record: 1-1

NOTING THE HILLTOPPERS: C-USA Champion WKU will make back-to-back bowl appearances for the first time in school history...A victory will allow the Hilltoppers to tie the school record for victories in a season at 12...Senior QB **Brandon Doughty**, the back-to-back C-USA MVP, has completed 71.8 percent of his passes (1st among FBS QBs) for 4,594 yards (2nd) and 45 touchdowns (1st)...Junior RB **Anthony Wales** averages 6.99 yards per carry (6th among FBS players with 100+ carries)...Junior WR **Taywan Taylor** has 79 receptions for a WKU-record 1,363 yards (4th in the FBS) and 17 touchdowns (2nd in the FBS).

South Florida (8-4, 6-2 in American)

Website: www.gousfbulls.com
 Head Coach: Willie Taggart (WKU, '98)
 Career Record: 32-42 (6th year)
 Record at USF: 14-22 (3rd year)
 Offense: West Coast
 Defense: 4-3
 Leading Passer: (179-of-299, 2,097 yds., 17 TD)
 Leading Rusher: (175 att., 895 yds., 13 TD)
 Leading Receiver: (64 rec., 1,002 yds., 6 TD)
 Leading Tackler: (93 tackles, 45 solo)
 Last Game: South Florida 44, UCF 3 (Nov. 27)
 Last Bowl Appearance: 2010 Meinicke Car Care (USF 31, Clemson 26)
 All-Time Bowl Record: 4-2

NOTING THE BULLS: Head coach Willie Taggart played at WKU and coached the Hilltoppers from 2010-12...The Bulls ripped off wins in seven of their final eight games to make their first bowl appearance since the 2010 season...Sophomore RB Marlon Mack earned his second first-team all-conference selection after leading The American for the second-straight year in rushing, posting 115.7 yards per game...QB Quinton Flowers has 157 rushing attempts for 969 yards and 10 TDs, but has shown a penchant for throwing for big passing plays, throwing a dozen passes for 40 or more yards with 21 touchdowns against eight interceptions.

GAME NOTES: This is the second annual Miami Beach Bowl...Last year's inaugural game was the second-highest scoring game of the 2014-15 bowl season, as Memphis outscored BYU, 55-48 in double-overtime...The game is played at Marlins Park, the home of MLB's Miami Marlins, and the stadium is built on the site of the historic Orange Bowl Stadium...The game is among eight bowl games played in the state of Florida, two of which C-USA will play in this year.



POPEYES BAHAMAS BOWL

MIDDLE TENNESSEE vs. WESTERN MICHIGAN

Thursday, Dec. 24 Nassau, Bahamas
 12 p.m. (EST) Thomas C. Robinson Stadium (15,000)
 All-Time Series: First Meeting
 Television: ESPN
 Announcers: Steve Levy (PxP), Mack Brown, Mark May (AN), Kaylee Hartung (SL)

Middle Tennessee (7-5, 6-2 in C-USA)

Website: www.goblueraiders.com
 Head Coach: Rick Stockstill (Florida State, '81)
 Career Record: 64-60 (10th year)
 Record at MT: 64-60 (10th year)
 Offense: Multiple
 Defense: 4-3/Multiple
 Leading Passer: Brent Stockstill (301-of-451, 3,678 yds., 27 TD)
 Leading Rusher: Jordan Parker (102 att., 467 yds., 6 TD)
 Leading Receiver: Richie James (93 rec., 1,135 yds., 6 TD)
 Leading Tackler: T.T. Barber (89 tackles, 62 solo)
 Last Game: Middle Tennessee 42, at UTSA 7 (Nov. 28)
 Last Bowl Appearance: 2013 Armed Forces (Navy 24, Middle Tenn. 6)
 All-Time Bowl Record: 2-5

NOTING THE BLUE RAIDERS: Middle Tennessee is going to its fifth bowl game in the Rick Stockstill era, looking to end the season on a five-game winning streak...Middle Tennessee features the top rookie pitch and catch duo in the FBS. QB **Brent Stockstill** leads the nation's freshmen with 3,678 passing yards and 27 TD passes, while WR **Richie James** leads all first year players with 100 receptions and 1,220 receiving yards...Senior S **Kevin Byard** leads all active FBS players with 20 career interceptions, tying for the C-USA lead with four INTs this season.

Western Michigan (7-5, 6-2 in Mid-American)

Website: www.wmubroncos.com
 Head Coach: P.J. Fleck (Northern Illinois, '04)
 Career Record: 16-21 (3rd year)
 Record at WMU: 16-21 (3rd year)
 Offense: Multiple
 Defense: 4-3
 Leading Passer: Zach Terrell (244-of-365, 3,229 yds., 27 TD)
 Leading Rusher: Jamauri Bogan (143 att., 836 yds., 12 TD)
 Leading Receiver: Daniel Braverman (103 rec., 1,270 yds., 12 TD)
 Leading Tackler: Asantay Brown (100 tackles, 55 solo)
 Last Game: Western Michigan 34, Toledo 20 (Nov. 27)
 Last Bowl Appearance: 2014 Idaho Potato Bowl (Air Force 38, Western Michigan 34)
 All-Time Bowl Record: 0-6

NOTING THE BRONCOS: This marks the first time in program history the Broncos have gone to bowls in consecutive seasons, both coming under head coach P.J. Fleck...Western Michigan closed the regular season its first win over a ranked team in program history, beating No. 24 Toledo. The Broncos earned their first share of the MAC West Division championship since 2000 with a 6-2 record in the league...The Broncos feature the top receiving duo in the country in Daniel Braverman and Corey Davis with 185 combined receptions.

GAME NOTES: Conference USA will be a part of the second Popeyes Bahamas Bowl, kicking off on the afternoon of December 2014 at the Thomas A. Robinson Stadium in Nassau...The 2014 Bahamas Bowl was the first postseason FBS bowl game outside of either the United States or Canada between two U.S. teams since the Jan. 1, 1937 Bacardi Bowl in Havana, Cuba.

ST. PETERSBURG BOWL

MARSHALL vs. CONNECTICUT

Thursday, Dec. 24 St. Petersburg, Florida
 11 a.m. (EST) Tropicana Field (40,473)
 All-Time Series: First Meeting
 Television: ESPN
 Announcers: Tom Hart (PxP), Anthony Becht (AN), Tiffany Greene (SL)

Marshall (9-3, 6-2 in C-USA)

Website: www.herdzone.com
 Head Coach: Doc Holliday (West Virginia, '79)
 Career Record: 49-28 (6th year)
 Record at MU: 49-28 (6th year)
 Offense: Multiple
 Defense: 4-3
 Leading Passer: Chase Litton (207-of-349, 2,387 yds., 22 TD)
 Leading Rusher: Devon Johnson (84 att., 555 yds., 5 TD)
 Leading Receiver: Davonte Allen (56 rec., 696 yds., 5 TD)
 Leading Tackler: Evan McKelvey (113 tackles, 46 solo)
 Last Game: at WKU 49, Marshall 28 (Nov. 27)
 Last Bowl Appearance: 2014 Boca Raton (Marshall 52, Northern Illinois 23)
 All-Time Bowl Record: 9-2

NOTING THE THUNDERING HERD: This will be the third straight year that Marshall has played in a bowl game and with a victory, the Herd would become the only Group of 5 school with 10-plus wins in each of the past three seasons...Marshall, which lists 25 players from the state of Florida, is back in the Sunshine state for the second consecutive post-season after defeating Northern Illinois, 52-23, in last year's Boca Raton Bowl...The Herd defeated FIU, 20-10, in the 2011 St. Petersburg Bowl Senior LB **Evan McKelvey**, was named C-USA Defensive Player of the Year after placing second in the conference with 113 tackles, with nine tackles for loss, nine passes defended, an interception and a forced fumble.

Connecticut (6-6, 4-4 in American)

Website: www.uconnhuskies.com
 Head Coach: Bob Diaco (Iowa, '95)
 Career Record: 8-16 (2nd year)
 Record at UConn: 8-16 (2nd year)
 Offense: Multiple
 Defense: 4-3
 Leading Passer: Byron Shireffs (158-of-262, 1,992 yds., 9 TD)
 Leading Rusher: Arkeel Newsome (174 att., 760 yds., 6 TD)
 Leading Receiver: Noel Thomas (54 rec., 719 yds., 3 TD)
 Leading Tackler: Andrew Adams (89 tackles, 56 solo)
 Last Game: at Temple 27, Connecticut 3 (Nov. 28)
 Last Bowl Appearance: 2010 Fiesta (Oklahoma 48, UConn 20)
 All-Time Bowl Record: 3-2

NOTING THE HUSKIES: UConn returns to a bowl game for the first time since winning the Big East title in 2010 and playing in the Fiesta Bowl...The Huskies have increased their win total by four games from last year's 2-10 finish...Sophomore CB Jamal Summers is a first team all-conference pick who led the American in interceptions with seven, placing him in a tie for third nationally...UConn is 10th nationally in interceptions with 17.

GAME NOTES: Conference USA has participated in six of the first seven St. Petersburg Bowls...The St. Petersburg Bowl is played at Tropicana Field, the home of Major League Baseball's Tampa Bay Rays. UConn has had success at the stadium as the Husky men's basketball team won the 1999 NCAA Final Four in the building.



ZAXBY'S HEART OF DALLAS BOWL

SOUTHERN MISS vs. WASHINGTON

Saturday, Dec. 26 Dallas, Texas
 1:20 p.m. (CST) Cotton Bowl (92,158)
 All-Time Series: First Meeting
 Television: ESPN
 Announcers: Mike Corey (PxP), Ahmad Brooks (AN), Kayce Smith (SL)

Southern Miss (9-4, 7-1 in C-USA)

Website: www.southernmiss.com
 Head Coach: Todd Monken (Knox College, '89)
 Career Record: 13-24 (3rd year)
 Record at USM: 13-24 (3rd year)
 Offense: Spread
 Defense: 4-3
 Leading Passer: Nick Mullens (306-of-483, 4,145 yds., 36 TD)
 Leading Rusher: Jalen Richard (185 att., 1,098 yds., 14 TD)
 Leading Receiver: Casey Martin (74 rec., 855 yds., 7 TD)
 Leading Tackler: D'Nerius Antoine (93 tackles, 67 solo)
 Last Game: at WKU 45, Southern Miss 28 (Dec. 5)
 Last Bowl Appearance: 2011 Hawai'i (Southern Miss 24, Nevada 17)
 All-Time Bowl Record: 10-12

NOTING THE GOLDEN EAGLES: Southern Miss returns to postseason play for the first time since 2011. This will be the 23rd bowl appearance for the Golden Eagles, the most among C-USA schools...Southern Miss is the nation's most improved team at +6 wins over last year...With C-USA Offensive Player of the Year **Nick Mullens** at QB, the Golden Eagles have broken single-season school records for completions (312), passing yards (4,263), total offensive yards (6,758) and touchdowns (67), and points (528).

Washington (6-6, 4-5 in Pac-12)

Website: www.gohuskies.com
 Head Coach: Chris Peterson (UC Davis, '88)
 Career Record: 106-24 (10th year)
 Record at UW: 14-12 (2nd year)
 Offense: Multiple
 Defense: Multiple
 Leading Passer: (149-of-233, 1,729 yds., 14 TD)
 Leading Rusher: (139 att., 658 yds., 8 TD)
 Leading Receiver: Mike Dudek (69 rec., 965 yds., 6 TD)
 Leading Tackler: Mason Monheim (108 tackles, 42 solo)
 Last Game: Washington Washington St. (Nov. 28)
 Last Bowl Appearance: 2014 Cactus (Oklahoma State 30, Washington 22)
 All-Time Bowl Record: 17-17-1

NOTING THE HUSKIES: The Huskies have earned a bowl berth for a sixth consecutive season and the 36th time in school history...Washington enters the game with the third-youngest team among all bowl squads (by experience)...The Huskies have a stingy defense, leading the Pac-12 and ranking 12th in the country at just 17.8 points per game allowed. UW allowed a total of 49 points in its six victories, which included the final two games of the season to reach bowl-eligibility...Two members of the Washington secondary - cornerback Sidney Jones and safety Budda Baker - earned spots on the All-Pac-12 first team.

GAME NOTES: Conference USA makes its fourth appearance in the six-year old Heart of Dallas Bowl (Louisiana Tech defeated Illinois last season)...Washington will become the first Pac-12 team to play in the game...This will mark the first time in its 20 seasons that a C-USA school has played a Pac-12 or Pac-10 team in a bowl game.

C-USA BOWL HISTORY

LOUISIANA TECH BOWL HISTORY (3-3-1)

Year	Bowl	Result
2015	New Orleans	Louisiana Tech vs. Arkansas State
2014	Heart of Dallas	Louisiana Tech 35, Illinois 18
2011	Poinsettia	TCU 31, Louisiana Tech 24
2008	Independence	Louisiana Tech 17, Northern Illinois 10
2001	Humanitarian	Clemson 49, Louisiana Tech 24
1990	Independence	Louisiana Tech 34, Maryland 34
1978	Independence	East Carolina 35, Louisiana Tech 13
1977	Independence	Louisiana Tech 24, Louisville 14

MARSHALL BOWL HISTORY (9-2)

Year	Bowl	Result
2015	St. Petersburg	Marshall vs. Connecticut
2014	Boca Raton	Marshall 52, Northern Illinois 23
2013	Military	Marshall 31, Maryland 20
2011	Beef 'O' Brady's	Marshall 20, FIU 10
2009	Little Caesars	Marshall 21, Ohio 17
2004	Fort Worth	Cincinnati 32, Marshall 14
2002	GMAC	Marshall 38, Louisville 15
2001	GMAC	Marshall 64, East Carolina 61 (2ot)
2000	Motor City	Marshall 25, Cincinnati 14
1999	Motor City	Marshall 21, BYU 3
1998	Motor City	Marshall 48, Louisville 29
1997	Motor City	Mississippi 34, Marshall 31

MIDDLE TENNESSEE BOWL HISTORY (2-5)

Year	Bowl	Result
2015	Bahamas	Middle Tennessee vs. Western Michigan
2013	Military	Navy 24, Middle Tennessee 6
2010	GoDaddy.com	Miami (Ohio) 35, Middle Tennessee 21
2009	New Orleans	Middle Tennessee 42, Southern Miss 32
2006	Motor City	Central Michigan 31, Middle Tennessee 14
1961	Tangerine	Lamar 21, Middle Tennessee 14
1959	Tangerine	Middle Tennessee 21, Presbyterian 12
1956	Refrigerator	Sam Houston St. 27, Middle Tennessee 13

SOUTHERN MISS BOWL HISTORY (10-12)

Year	Bowl	Result
2015	Heart of Dallas	Southern Miss vs. Washington
2011	Hawai'i	Southern Miss 24, Nevada 17
2010	Beef 'O' Brady's	Southern Miss vs. Louisville
2009	New Orleans	Middle Tennessee 42, Southern Miss 32
2008	New Orleans	Southern Miss 30, Troy 27 (ot)
2007	Papajohns.com	Cincinnati 31, Southern Miss 21
2006	GMAC	Southern Miss 28, Ohio 7
2005	New Orleans	Southern Miss 31, Arkansas State 19
2004	New Orleans	Southern Miss 31, North Texas 10
2003	AXA Liberty	Utah 17, Southern Miss 0
2002	Houston	Oklahoma State 33, Southern Miss 23
2000	Mobile Alabama	Southern Miss 28, TCU 21
1999	AXA Liberty	Southern Miss 23, Colorado State 17
1998	Humanitarian	Idaho 42, Southern Miss 35
1997	AXA Liberty	Southern Miss 41, Pittsburgh 7
1990	All-American	N.C. State 31, Southern Miss 27
1988	Independence	Southern Miss 38, Texas-El Paso 18
1981	Tangerine	Missouri 19, Southern Miss 17
1980	Independence	Southern Miss 16, McNeese State 14
1958	Tangerine	East Texas State 10, Southern Miss 9
1957	Tangerine	West Texas State 20, Southern Miss 13
1954	Sun	Pacific 26, Southern Miss 7
1953	Sun	Texas-El Paso 37, Southern Miss 14

WKU BOWL HISTORY (1-1)

Year	Bowl	Result
2015	Miami Beach	WKU vs. South Florida
2014	Bahamas	WKU 49 Central Michigan 48
2012	Little Caesars	Central Michigan 24, WKU 21





Mid-American Conference 2015 Bowl Season Football Release



Football Contact: Ken Mather, Assistant Commissioner for Media & Public Relations (kmather@mac-sports.com)
Mid-American Conference, 24 Public Square, 15th Floor, Cleveland, Ohio 44113, 216-566-4622, www.mac-sports.com

Become a fan of the Mid-American Conference on Facebook.
Follow the MAC On Twitter @MACSports, Snapchat (MACSports) and Instagram (MACSports)

MAC Standings

	Conference						Overall						
	W	L	Pct.	Stk	H	A	W	L	Pct.	Stk	H	A	N
WEST DIVISION													
^*Northern Illinois	6	2	.750	L1	3-1	3-1	8	5	.615	L2	5-1	3-3	0-1
*Toledo	6	2	.750	L1	2-2	4-0	9	2	.818	L1	4-2	5-0	--
*Western Michigan	6	2	.750	W1	3-1	3-1	7	5	.583	W1	4-2	3-3	--
*Central Michigan	6	2	.750	W2	3-1	3-1	7	5	.583	W2	4-2	3-3	--
Ball State	2	6	.250	L3	1-3	1-3	3	9	.250	L3	2-4	1-5	--
Eastern Michigan	0	8	.000	L8	0-4	0-4	1	11	.083	L10	0-6	1-5	--
EAST DIVISION													
^*Bowling Green	7	1	.875	W1	3-1	4-0	10	3	.769	W2	3-2	6-1	1-0
*Ohio	5	3	.625	W3	3-1	2-2	8	4	.667	W3	5-1	3-3	--
*Akron	5	3	.625	W4	2-2	3-1	7	5	.583	W4	3-3	4-2	--
Buffalo	3	5	.375	L3	1-3	2-2	5	7	.417	L3	3-4	2-3	--
Kent State	2	6	.250	L5	1-3	1-3	3	9	.250	L5	2-4	1-5	--
Miami	2	6	.250	W1	1-3	1-3	3	9	.250	W1	2-4	1-5	--
UMass	2	6	.250	W1	0-4	2-2	3	9	.250	W1	1-5	2-4	--

^ MAC Champion; # Division Champion; * Bowl Invitation

MID-AMERICAN CONFERENCE 2015 BOWL SCHEDULE

Dec. 19: Raycom Media Camellia Bowl -- Montgomery, Ala.; 5:30 pm ET (ESPN); Ohio (8-4, 5-3 MAC) vs. Appalachian State (10-2, 7-1, Sun Belt)

Ohio ended the regular season by winning its final three games to finish with an 8-4 overall record, and a 5-3 record for second place in the MAC East. Bobcats head coach Frank Solich is in his 11th year leading the Ohio football program.

Dec. 22: Famous Idaho Potato Bowl -- Boise, Ida.; 3:30 pm ET (ESPN) Akron (7-5, 5-3 MAC) vs. Utah State (6-6, 5-3, Mountain West)

Akron finished by winning its final four games to post a 7-5 overall record, 5-3 in the MAC East, and bowl eligible for the first time since 2005. Fourth-year head coach Terry Bowden will lead his Zips to its first bowl game under his leadership.

Dec. 22: Marmot Boca Raton Bowl -- Boca Raton, Fla. 7:00 pm ET (ESPN) Toledo (9-2, 6-2 MAC) vs. Temple (10-3, 7-1, American Athletic)

Toledo completed the regular season as MAC West Division Co-Champions with a 9-2 overall record, 6-2 in the MAC West. Jason Candle was named head coach as Toledo will be making its second consecutive bowl appearance and its fifth bowl game in the last six years.

Dec. 23: San Diego County Credit Union Poinsettia Bowl --San Diego, Calif. 4:30 pm ET (ESPN); NIU (8-5, 6-2 MAC) vs. Boise St (8-4, 5-3, Mountain West)

Northern Illinois won the MAC West Division Title for the sixth consecutive year and will be heading to a bowl game for a MAC record eighth consecutive season. The Huskies suffered a 34-14 loss to Bowling Green in the Marathon MAC Football Championship Game on Dec. 4.

Dec. 23: GoDaddy Bowl -- Mobile, Ala. 8:00 pm ET (ESPN) Bowling Green (10-3, 7-1 MAC) vs. Georgia Southern (8-4, 6-2, Sun Belt)

Bowling Green won its third consecutive MAC East Division title with a 9-3 overall record, 7-1 in the MAC, and defeated Northern Illinois, 34-14, to win the 2015 Marathon MAC Football Championship Game on Dec. 4. The win was the programs second MAC Championship in the last three seasons.

Dec. 24: Popeyes Bahamas Bowl -- Nassau, Bahamas, Noon ET (ESPN) Western Michigan (7-5, 6-2 MAC) vs. Middle Tennessee (6-5, 5-2, C-USA)

Western Michigan received a bowl invitation for the second consecutive year for the first time in program history. The Broncos ended the season with the program's first ever Top 25 win with a 35-30 win at Toledo to claim a share of the West title.

Dec. 28: Quick Lane Bowl -- Detroit, Mich., 5:00 pm ET (ESPN2) Central Michigan (7-5, 6-2 MAC) vs. Minnesota (5-7, 2-6, Big Ten)

Central Michigan finished with a 7-5 overall record, 6-2 in the MAC, and a share of the MAC West Division title. First-year head coach John Bonamego led the Chippewas as they ended the regular season by winning their final two games and five of the last six regular season games.

MAC Storylines

• **The MAC tied a conference record with seven teams bowl eligible this 2015 bowl season.** The seven MAC bowl invitations for Bowling Green (10-3), Northern Illinois (8-5), Toledo (9-2), Ohio (8-4), Central Michigan (7-5), Western Michigan (7-5) and Akron (7-5) matches the Conference record for programs receiving a bowl invitation in a single season, which also occurred during the 2012 bowl season.

• Bowling Green (GoDaddy), Northern Illinois (San Diego County Credit Union Poinsettia), Toledo (Marmot Boca Raton), Ohio (Raycom Media Camellia), Central Michigan (Quick Lane), Western Michigan (Popeyes Bahamas) and Akron (Famous Idaho Potato) will represent the MAC this 2015 bowl season.

• This marks the eighth time in MAC history for the Conference to have five or more programs receive a bowl invitation (2004, 2008, 2009, 2011, 2012, 2013, 2014, 2015) in a single-season.

• In the previous four bowl seasons, the MAC has a record of 8-14 in 22 bowl games – 2014 (2-3); 2013 (0-5); 2012 (2-5); 2011 (4-1) – as ten different MAC programs have appeared in a bowl game in that span (2011-14).

• Bowling Green won the 2015 Marathon MAC Football Championship with a 34-14 win over NIU on Dec. 4 at Ford Field in Detroit. This marked the second MAC Championship for Bowling Green in the last three seasons and the programs 12th overall Conference Championship (2015, 2013, 1992, 1991, 1985, 1982, 1965, 1964, 1962, 1961, 1959 and 1956). Bowling Green (10-3, 7-1 in the MAC) also clinched the East Division title for the program's third consecutive East Division crown.

• Northern Illinois (8-5, 6-2) won its sixth consecutive MAC West Division title as the Huskies won the tie-breakers in the four-way tie for first place in the West with NIU, Toledo, Western Michigan and Central Michigan. All four teams are considered Co-West Division Champions, however, NIU won the tie-breaker to represent the West Division in the Marathon MAC Football Championship Game against Bowling Green.

• This was the third consecutive season that Bowling Green faced NIU in the Marathon MAC Football Championship Game. In 2013, Bowling Green upset No. 14 ranked NIU, 47-27. Last year NIU defeated Bowling Green, 51-17, while the Falcons won the 2015 Championship with a 34-14 win over NIU.



Follow MAC football with the MAC Digital Network at www.mac-sports.com.



The MAC has partnered with collegepressbox.com to continue media services and provide access to information on the conference and our membership including rosters, bios, game notes, depth charts, stats, quotes, flipcards, media schedules and more.

MAC BOWL HISTORY

Since the conference inception in 1946, the MAC has played in 93 bowl games with a 39-54 (.419) overall bowl record. In the early years, bowl games were few and far between before the consistency of a single-bowl game became into existence in 1981. However, over the last decade the MAC has witnessed a significant increase in the number of bowl invitations both from primary and secondary bowl partnerships, but also several at-large bowl selections as well.

From 1946 to 1980, the MAC appeared in a total of 17 bowl games in the first 35 years of the Conference in operation.

From 1981 to 2000, the MAC witnessed twenty consecutive years of receiving only one bowl invitation each football season.

The MAC forged a bowl partnership with Detroit from 1997-2013 (Motor City Bowl and Little Caesars Pizza Bowl). The MAC added Mobile in 2001 (GMAC Bowl, now named GoDaddy Bowl) and Boise in 2010 (Humanitarian Bowl, now named Famous Idaho Potato Bowl) as primary bowl partners.

Beginning in 2004, the Conference witnessed increased bowl participation in at-large selections as the 2004 bowl season witnessed five MAC programs receive a bowl invitation and that number was matched during the 2008, 2009, 2011, 2013 and 2014 bowl seasons. The Conference sent four programs to bowls in 2006 and 2010. The MAC tied a Conference record with seven programs receiving a bowl invitation this season (2015), which matched the 2012 bowl season.

MAC Commissioner Dr. Jon Steinbrecher joined the Conference in 2009 and added Boise as a primary bowl partner in 2010, while adding secondary bowl agreements over the last several seasons ranging from Gildan New Mexico; St. Petersburg and the Birmingham Bowl in order to provide MAC members the opportunity to represent the Conference and receive additional bowl invitations.

The 2012 bowl season witnessed the conference earn its first BCS Bowl invitation with Northern Illinois gaining a No. 15 BCS ranking and an invite to the Discover Orange Bowl to face Florida State.

During the 2013-14 academic year, the MAC announced primary bowl partnerships with the newly created Raycom Media Camellia Bowl (Montgomery, Ala.), along with the Popeyes Bahamas Bowl (Nassau, Bahamas), Marmot Boca Raton Bowl (Boca Raton, Fla.) and Miami Beach Bowl (Miami Beach, Fla.). In addition, the MAC secured a six-year partnership with the San Diego County Credit Union Poinsettia Bowl as a primary and secondary partner over the span.

In the last four bowl seasons, the MAC has an 8-14 overall bowl record. Last year the MAC went 2-3 in bowl games; 0-5 in the 2013 bowl season and 2-5 during the 2012 bowl season. The 2011 season witnessed a MAC record of 4-1 in five bowl games to win the ESPN Challenge Cup for the best FBS Conference record in bowl games.

MAC Bowl Records

Team	W	L	T	PCT.	Last Appearance
Akron	0	1	0	.000	2005 Motor City Bowl
Ball State	0	7	0	.000	2014 GoDaddy Bowl
Bowling Green	5	7	0	.417	2014 Raycom Media Camellia Bowl
Buffalo	0	2	0	.000	2013 Famous Idaho Potato Bowl
Central Michigan	3	5	0	.375	2014 Popeyes Bahamas Bowl
Eastern Michigan	1	0	0	1.000	1987 California Raisin Bowl
Kent State	0	3	0	.000	2013 GoDaddy.com Bowl
Miami (Ohio)	7	3	0	.700	2011 GoDaddy.com Bowl
Northern Illinois	4	6	0	.400	2014 Boca Raton Bowl
Ohio	2	6	0	.250	2013 Beef 'O' Brady's Bowl
Toledo	10	4	0	.714	2015 GoDaddy Bowl
Western Michigan	0	6	0	.000	2014 Famous Idaho Potato Bowl
UMass	0	0	0	.000	--
Current Members	32	50	0	.390	

Former MAC Members

Cincinnati	1	1	0	.500	1951 Sun Bowl
Marshall	5	2	0	.714	2004 Plains Capital
Temple	1	1	0	.500	2011 Gildan New Mexico Bowl
Former Members	7	4	0	.636	

Totals

	W	L	T	PCT.
Current Members	32	50	0	.390
Past Members	7	4	0	.636
Overall	39	54	0	.419

MAC Year-By-Year Bowl Results

1947	Sun - Cincinnati 18, Virginia Tech 8
1948	Sun - Miami 13, Texas Tech 12
1950	Salad - Miami 34, Arizona State 21
1951	Sun - West Texas State 14, Cincinnati 13
1954	Refrigerator Bowl - Delaware 19, Kent State 7
1961	Aviation Bowl - New Mexico 28, Western Michigan 12
1961	Mercy - Fresno State 36, Bowling Green 6
1962	Tangerine - Houston 49, Miami 21
1962	Sun - West Texas State 15, Ohio 14
1968	Tangerine - Richmond 49, Ohio 42
1969	Tangerine - Toledo 56, Davidson 33
1970	Tangerine - Toledo 40, William & Mary 12
1971	Tangerine - Toledo 28, Richmond 3
1972	Tangerine - Tampa 21, Kent State 18
1973	Tangerine - Miami 16, Florida 7
1974	Tangerine - Miami 21, Georgia 10
1975	Tangerine - Miami 20, South Carolina 7
1981	California Raisin - Toledo 27, San Jose State 25
1982	California Raisin - Fresno State 29, BGSU 28
1983	California Raisin - NIU 20, Cal State Fullerton 13
1984	California Raisin - UNLV 30, Toledo 13*
1985	California Raisin - Fresno State 51, BGSU 7
1986	California Raisin - San Jose State 37, Miami 7
1987	California Raisin - EMU 30, San Jose State 27
1988	California Raisin - Fresno State 35, WMU 30
1989	California Raisin - Fresno State 27, Ball State 6
1990	California Raisin - San Jose State 48, CMU 24
1991	California Raisin - BGSU 28, Fresno State 21
1992	Las Vegas - BGSU 35, Nevada 24
1993	Las Vegas - Utah State 42, Ball State 33
1994	Las Vegas - UNLV 52, CMU 24
1995	Las Vegas - Toledo 40, Nevada 37 OT
1996	Las Vegas - Nevada 18, Ball State 15
1997	Motor City - Ole Miss 34, Marshall 31
1998	Motor City - Marshall 48, Louisville 29
1999	Motor City - Marshall 21, BYU 3
2000	Motor City - Marshall 25, Cincinnati 14
2001	GMAC - Marshall 64, East Carolina 61 2OT
2001	Motor City - Toledo 23, Cincinnati 16
2002	GMAC - Marshall 38, Louisville 15
2002	Motor City - Boston College 51, Toledo 25
2003	GMAC - Miami 49, Louisville 28
2003	Motor City - BGSU 28, Northwestern 24
2004	Motor City - Connecticut 39, Toledo 10
2004	GMAC - Bowling Green 52, Memphis 35
2004	Silicon Valley Football Classic - NIU 34, Troy 21
2004	Independence Bowl - Iowa State 17, Miami 13
2004	PlainsCapital Forth Worth Bowl - Cincinnati 32, Marshall 14
2005	Motor City Bowl - Memphis 38, Akron 31
2005	GMAC - Toledo 45, UTEP 13
2006	Motor City - Central Michigan 31, MTSU 14
2006	Poinsettia - TCU 37, Northern Illinois 7
2007	GMAC - Southern Miss 28, Ohio 7
2007	International - Cincinnati 27, Western Michigan 24
2007	Motor City - Purdue 51, Central Michigan 48
2008	International Bowl - Rutgers 52, Ball State 30
2008	GMAC - Tulsa 63, Bowling Green 7
2008	Motor City - FAU 24, Central Michigan 21
2008	Independence - La. Tec. 17, Northern Illinois 10
2008	Texas - Rice 38, Western Michigan 14
2009	International - Connecticut 38, Buffalo 20
2009	GMAC - Tulsa 45, Ball State 13
2009	Little Caesars Pizza - Marshall 21, Ohio 17
2009	EagleBank - UCLA 30, Temple 21
2009	Roady's Humanitarian - Idaho 43, Bowling Green 42
2010	International - South Florida 27, Northern Illinois 3
2010	GMAC - Central Michigan 44, Troy 41 (2OT)
2010	uDrove Humanitarian - Northern Illinois 40, Fresno State 17
2010	R+L Carriers New Orleans - Troy 48, Ohio 21
2010	Little Caesars Pizza - Florida International 34, Toledo 32
2011	GoDaddy.com - Miami 35, Middle Tennessee 21
2011	Gildan New Mexico - Temple 37, Wyoming 15
2011	Famous Idaho Potato - Ohio 24, Utah State 23
2011	Little Caesars Pizza Bowl - Purdue 37, Western Michigan 32
2011	Military Bowl - Toledo 42, Air Force 41
2012	GoDaddy.com Bowl - Northern Illinois 38, Arkansas State 20
2012	Famous Idaho Potato Bowl - Utah State 41, Toledo 15
2012	Beef 'O' Brady's Bowl St. Petersburg - UCF 38, Ball State 17
2012	Little Caesars Pizza Bowl - Central Michigan 24, W. Kentucky 21
2012	Military Bowl - San Jose State 29, Bowling Green 20
2012	Advocare V100 Independence - Ohio 45, Louisiana-Monroe 14
2013	Discover Orange Bowl - Florida State 31, Northern Illinois 10
2013	GoDaddy.com Bowl - Arkansas State 17, Kent State 13
2013	Famous Idaho Potato Bowl - San Diego State 49, Buffalo 24
2013	Beef 'O' Brady's St. Petersburg Bowl - East Carolina 37, Ohio 20
2013	Little Caesars Pizza Bowl - Pittsburgh 30, Bowling Green 27
2013	S. D. County Credit Union Poinsettia-Utah State 21, NIU 14
2013	GoDaddy Bowl - Arkansas State 23, Ball State 20
2014	Famous Idaho Potato Bowl - Air Force 38, Western Michigan 24
2014	Raycom Media Camellia Bowl - Bowling Green 33, South Alabama 28
2014	Boca Raton Bowl - Marshall 52, Northern Illinois 23
2014	Popeyes Bahamas Bowl - Western Kentucky 49, Central Michigan 48
2015	GoDaddy Bowl - Toledo 63, Arkansas State 44

*1984 game was forfeited to Toledo because of ineligible players by UNLV

2015 POPEYES BAHAMAS BOWL

Western Michigan (7-5, 6-2 MAC) vs. Middle Tennessee (6-5, 5-2 Conference USA)

Thursday, December 24, 2015 • Noon ET • Nassau, Bahamas • Thomas A. Robinson Stadium (15,000)

ESPN Announcers: Steve Levy (play-by-play), Mark May, Mack Brown (analysts), Kaylee Hartung (sideline reporter)

**Western Michigan****Head Coach: P. J. Fleck**

Career: 16-21 (3rd year)
at Western Michigan: 16-21 (3rd year)

**Middle Tennessee****Head Coach: Rick Stockstill**

Career: 64-60 (10th year)
at Middle Tennessee: 64-60 (10th year)

Western Michigan Notes:

- Western Michigan will take on Middle Tennessee State in the Popeyes Bahamas Bowl on Thursday, Dec. 24 at noon on ESPN. This marks the first time in school history the Broncos have played in bowl games in consecutive seasons and just their seventh appearance overall.
- A win would give the Broncos their first bowl win in program history as well as the first time having eight wins in back-to-back seasons.
- Western Michigan is coming off its first win over a ranked opponent in program history, beating No. 24 Toledo 35-30 in the regular season finale.
- The Broncos had 11 All-MAC selections including three first-team selections. Jamauri Bogan became the fourth straight Bronco to earn MAC Freshman of the Year honors.
- The Broncos rank second in the country in time of possession after winning the time of possession battle in every game this season.
- Junior receivers Corey Davis and Daniel Braverman each went over the 1,200 receiving yards mark for the season, becoming the first duo in the country since 2010 to do so.
- WR Corey Davis now has six straight games with at least 100+ yards receiving and is second place all-time at Western Michigan with 3,602 yards. Davis is first among active FBS players in receiving yards and second in the country with 32 career TDs. Davis has 227 catches in his career, just one of five players in program history to eclipse the 200-catch mark.
- WR Daniel Braverman is the only player in the country inside the top-eight in receptions (2nd-103), yards (8th-1,270) and receiving TDs (8th-12). He is third in program history in a single season with 103 receptions, and is also third place in a single season with 12 TDs. Braverman ranks eighth in the country with an average of 105.8 yards per game.
- RB Jamauri Bogan ran for his 12th touchdown of the year against No. 24 Toledo. Earlier this year, his four TDs at Eastern Michigan made him the first Bronco to achieve that feat since Phil Reed accomplished the feat on Oct. 19, 2002. He is the first Bronco to score four touchdowns of any kind in a game since Greg Jennings did so Oct. 8, 2005.
- Sophomore cornerback Darius Phillips recorded his fifth interception of the year against Northern Illinois. Phillips ranks in the top-25 in the country in interceptions and is fifth in the nation in total pass breakups with 20.
- QB Zach Terrell has four 300-yard passing games this season and 27 passing TDs, second most in the MAC. Terrell now has 8,274 career passing yards, becoming the fifth player in Western Michigan history to throw for over 8,000 yards.

Big Foot: Senior kicker Andrew Haldeman has been money for the Broncos the last five weeks going 11-of-11 on field goals including four over 40 yards and a season-high of 48 yards against Bowling Green. His four 40-yard field goals are a career-high. For his career he has 56 made field goals, the most in Western Michigan history and 328 points for his career, second most by a Bronco kicker in history.

Top Arm: Junior quarterback Zach Terrell continued his climb up the charts as one of the best players in the MAC and one of the all-time greats at Western Michigan. He has 27 touchdowns this season, good for second in the MAC and 15th in the country. He now has 61 touchdown passes for his career, good for fourth in program history. Terrell has also accumulated some of the best yardage totals in program history, as he has already moved into fifth all-time at Western Michigan, becoming one of just five players in program history to eclipse the 8,000 yard mark. Another sign of his growth, has been the ability to take on more of the offense on himself. Terrell has improved his passing yards per game each season and is currently 30th in the country at 277.7 yards in 2015.

SID Contact: Robert Beuerlein, 269-387-4138, robert.beuerlein@wmich.edu

Middle Tennessee Notes:

- The Blue Raiders have been bowl eligible seven times in 10 years and the Bahamas Bowl will be the fifth bowl game in the FBS era.
- Middle Tennessee has 20 players on its roster with a degree in hand for the Popeyes Bahamas Bowl.
- This will be the first football game Middle Tennessee has ever played on the date of December 24.
- In Middle Tennessee's seven wins it is averaging 529.7 yards of total offense and allowing just 324.1.
- Middle Tennessee is averaging 44.3 points a game at home and 24.2 on the road.
- TE Terry Pettis ranks 6th nationally in yards per catch at 21.2. That total would also rank 6th best for a single-season at Middle Tennessee.
- WR Richie James has 45 receptions in his last five games combined.
- WR Richie James is averaging 8.3 receptions a game this season as a freshman to rank 3rd nation-ally and ranks 1st among freshmen.
- Cody Clark's consecutive made PAT streak of 144 ranks as the third longest nationally.
- Middle Tennessee's 73 points scored in the conference opener against Charlotte went down as the second most scored in school history and came on the heels of a 70-point outing in game one.
- Middle Tennessee had 42 points in the first quarter in win over Charlotte which was a school record for points in a quarter.
- In their last 32 conference games, Middle Tennessee has a mark of 23-9.
- Kevin Byard is 2nd among NCAA's active players in interceptions per game at 0.40. He also ranks 1st in total interceptions with 19.
- Over the last 42 games, the Blue Raider defense has come up with 53 interceptions. The team had 15 picks in 2013 by eight different players, 13 in 2014 and 16 so far in 2015.
- Under Head Coach Rick Stockstill, the Blue Raiders have been involved in 18 games that were decided in the final minute of regulation or overtime. The team is 11-7 in those games and have won seven of the last eight.
- Head Coach Rick Stockstill is third on the school's all-time wins list with 64 victories.
- In 124 games under Rick Stockstill, the Blue Raiders are +23 in turnover margin.
- Middle Tennessee has scored 30 or more points 51 times under Rick Stockstill. The most 30-point games in a season under Stockstill is nine (2009).

Bowl History: The Popeye's Bahamas Bowl marks the ninth bowl Middle Tennessee has participated in during its football history but the fifth in the FBS era. The Blue Raiders faced Central Michigan in the 2006 Motor City Bowl (lost 31-14), then defeated Southern Miss (42-32) in the 2009 New Orleans Bowl to cap a 10-3 season. MT went on to the 2011 GoDaddy.com Bowl where they fell to Miami, OH (35-21) before falling to Navy in the 2013 Bell Helicopter Armed Forces Bowl (24-6). Prior to the FBS era, the Blue Raiders competed in the 1956 Refrigerator Bowl, the 1960 and 1961 Tangerine Bowl, and the 1964 Grantland Rice Bowl.

James An All-American: Receiver Richie James earned First Team USA Today Freshman All-America honors after posting a school record 100 receptions for 1,220 yards in 2015. James becomes the fourth freshman all-american in school history and the third under Rick Stockstill.

Strong Seniors: The 2015 Senior Class enters the bowl game with 29 victories the past four years, which goes down as the most ever by a class in MT's FBS era (since 1999). It's also the most since the 1995 class won 30 games. The class has also been bowl eligible all four years.

Contact: Mark Owens, 615-898-5057, owens@goblueraiders.edu

MAC Announces 2015 Post Season Awards

Bowling Green QB Matt Johnson Honored As MAC Offensive Player of the Year and Vern Smith Leadership Award

A total of 27 repeat selections from last year's All-MAC teams highlight this year's postseason football awards in the Mid-American Conference. Bowling Green senior quarterback **Matt Johnson** was tabbed as the winner of the 34th Vern Smith Leadership Award and was named the MAC Offensive Player of the Year. Toledo Head Coach **Matt Campbell** was named MAC Head Coach of the Year, while Western Michigan true freshman running back **Jamauri Bogan** was honored as the MAC Freshman of the Year. Akron senior linebacker **Jatavis Brown** was named MAC Defensive Player of the Year and Northern Illinois kick returner **Aregeros Turner** was named MAC Special Teams Player of the Year.

A native of Harrisburg, Pa, Johnson was voted by the Conference head coaches as the 34th Vern Smith Leadership Award winner. The award is presented annually to the conference's top football player in honor of Vern Smith, the former University of Toledo Athletic Director. Johnson was also named MAC Offensive Player of the Year as he was the architect of the Falcons offense as he threw for a 4,465 yards and 41 touchdowns in only 12 regular season games. Johnson led the Bowling Green offense to average 566.0 yards per game and 44.2 points per game. Johnson completed 343-of-498 passing and averaged 372.1 yards passing per game.

Campbell, who led the Rockets for the last four seasons as head coach at Toledo was 35-15 in four seasons as head coach of the Rockets, including 24-8 in MAC play. Campbell, who turned 36 on Nov. 29, was named the new head coach at Iowa State. Campbell led the Rockets to a 9-2 overall record this season, 6-2 in the MAC as co-West Division Champions and were ranked as high as No. 19 in the Associated Press Top 25 Poll at one point in the season.

Bogan, a redshirt freshman led the Broncos rushing attack with 836 yards on 143 carries (5.8 avg.) and 12 touchdowns. Bogan appeared in all 12 games this season as Western Michigan finished with a 7-5 overall record, including a 6-2 league mark as co-West Division Champions. A native of Union, N.J., Bogan ranked ninth in the MAC with an average of 69.7 yards rushing per game.

Brown, a native of Belle Glade, Fla., played in all 12 games this past year and led the Zips to the teams first year of bowl eligibility since 2005 with a 7-5 overall record. Brown led Akron with 108 tackles, 17.5 tackles for loss and 10.5 sacks. Brown also added one interception, two passes defensed and three forced fumbles for the Zips. Among the MAC, Brown led the league in sacks, tackles for loss and ranked seventh in total tackles. His 10.5 sacks ranks tied for eighth in the nation and his 17.5 tackles for loss ranks tied for 13th in the country.

Turner, a native of Akron, Ohio, collected 37 kick returns this past season for 948 yards for a 25.6 average and one touchdown. Turner led the MAC with his 948 kickoff return yards, was tied for the league-lead with one touchdown and ranked second with his 25.6 return average.

Northern Illinois led the way in 2015 with eight First-Team selections, followed by Bowling Green with five First-Team selections and Toledo with four honorees. Overall, Bowling Green, Northern Illinois and Western Michigan set the pace with 11 All-MAC honorees, followed by Toledo with 10 honorees, while Central Michigan had eight honorees.

Akron's Jatavis Brown was the only three-time First Team All-MAC honoree in this year's honors. There were a total of seven students named to their second consecutive First-Team selection: offensive lineman Andrew Ness (Northern Illinois), offensive lineman Nick Beamish (Central Michigan), wide receiver Roger Lewis (Bowling Green), wide receiver Corey Davis (Western Michigan), wide receiver Tajae Sharpe (UMass) and defensive back Nate Holley (Kent State).

Central Michigan led the way in 2014 with five First-Team selections, followed by Northern Illinois and UMass with four and Toledo and Western Michigan with three each. Overall, Toledo and Western Michigan set the pace with 11 All-MAC honorees, followed by Northern Illinois with 10 honorees, while Ball State and Central Michigan each had eight honorees. There were a total of four student-athletes named to their second consecutive First-Team selection: offensive lineman Tyler Loos (Northern Illinois), wide receiver Titus Davis (Central Michigan) and outside linebackers Jatavis Brown (Akron) and Junior Sylvestre (Toledo).

2015 MAC Specialty Award Winners

Coach of the Year: Matt Campbell, Toledo

Freshman of the Year: RB Jamauri Bogan, Western Michigan

Offensive Player of the Year: QB Matt Johnson, Bowling Green

Defensive Player of the Year: LB Jatavis Brown, Akron

Special Teams Player of the Year: KR Aregeros Turner, Northern Illinois

Vern Smith Leadership Award Winner: QB Matt Johnson, Bowling Green

All-MAC First Team Offense

Position – Name – School

QB – Matt Johnson, Bowling Green
 OL – Storm Norton, Toledo
 OL – Andrew Ness, Northern Illinois &
 OL – Willie Beavers, Western Michigan +
 OL – Nick Beamish, Central Michigan &
 OL – Aidan Conlon, Northern Illinois
 TE – Matt Weiser, Buffalo
 WR – Roger Lewis, Bowling Green &
 WR – Corey Davis, Western Michigan &@
 WR – Tajae Sharpe, UMass &
 WR – Daniel Braverman, Western Michigan %
 RB – Joel Bouagnon, Northern Illinois
 RB – Travis Greene, Bowling Green
 K – Christian Hagan, Northern Illinois

All-MAC First Team Defense

Position – Name – School

OLB – Jatavis Brown, Akron &
 OLB – Sean Wiggins, Ball State
 ILB – Boomer Mays, Northern Illinois +
 ILB – Austin Valdez, Bowling Green
 DL – Orion Jones, Toledo +
 DL – Perez Ford, Northern Illinois +
 DL – Josh Posley, Ball State
 DL – Terrence Waugh, Kent State
 DB – Shawun Lurry, Northern Illinois
 DB – Nate Holley, Kent State &
 DB – Cheatham Norrils, Toledo
 DB – Demetrius Monday, Kent State
 P – Joe Davidson, Bowling Green

All-MAC First Team Specialists

Position – Name – School

KR – Aregeros Turner, Northern Illinois
 PR – Corey Jones, Toledo

& 2014 First-Team All-MAC
 + 2014 Second-Team All-MAC
 % 2014 Third-Team All-MAC

All-MAC Second Team Offense

Position – Name – School

QB – Cooper Rush, Central Michigan
 OL – Alex Huettel, Bowling Green +@
 OL – Jake Richard, Ball State %#
 OL – Levon Myers, Northern Illinois
 OL – Jacob Bennett, Bowling Green
 OL – Aidan Kling, Buffalo
 TE – Ben McCord, Central Michigan
 WR – Jordan Williams, Ball State +#
 WR – Kenny Golladay, Northern Illinois
 WR – Gehrig Dieter, Bowling Green
 WR – Alonzo Russell, Toledo %#!
 RB – Kareem Hunt, Toledo &
 RB – Terry Swanson, Toledo
 K – Brian Eavey, Central Michigan

All-MAC Second Team Defense

Position – Name – School

OLB – Trent Greene, Bowling Green
 OLB – Brandon Berry, Buffalo
 ILB – Great Ibe, Eastern Michigan +
 ILB – Jovan Santos-Knox, UMass &
 DL – Allen Covington, Toledo
 DL – Blake Serpa, Central Michigan
 DL – Bryson Albright, Miami
 DL – Cody Grice, Akron &
 DB – Darius Phillips, Western Michigan
 DB – Kavon Frazier, Central Michigan
 DB – Ian Wells, Ohio
 DB – Ronald Zamorti, Western Michigan %
 P – Anthony Melcher, Kent State &@

All-MAC Second Team Specialists

Position – Name – School

KR – Darius Phillips, Western Michigan %
 PR – Trey Dudley-Giles, UMass

^ 2013 First-Team All-MAC
 @ 2013 Second-Team All-MAC
 # 2013 Third-Team All-MAC

All-MAC Third Team Offense

Position – Name – School

QB – Zach Terrell, Western Michigan +
 OL – Taylor Moton, Western Michigan
 OL – Ramadan Ahmeti, Central Michigan
 OL – Mike McQueen, Ohio
 OL – Lucas Powell, Ohio %
 OL – Isaiah Williams, Akron
 TE – Rodney Mills, UMass
 WR – Jesse Kroll, Central Michigan
 WR – Ronnie Moore, Bowling Green
 WR – Sebastian Smith, Ohio
 WR – KeVonn Mabon, Ball State %
 RB – Jamauri Bogan, Western Michigan
 RB – Darius Jackson, Eastern Michigan
 K – Andrew Haldeman, Western Michigan

All-MAC Third Team Defense

Position – Name – School

OLB – Okezie Alozie, Buffalo
 OLB – Trey Seals, UMass
 ILB – Matt Dellinger, Kent State
 ILB – Quentin Poling, Ohio
 DL – Jamal Marcus, Akron
 DL – Rodney Coe, Akron
 DL – JT Jones, Miami
 DL – Trent Voss, Toledo
 DB – Asantay Brown, Western Michigan
 DB – Marlon Moore, Northern Illinois
 DB – Boise Ross, Buffalo
 DB – DeJuan Rogers, Toledo
 P – Logan Laurent, UMass

All-MAC Third Team Specialists

Position – Name – School

KR – KeVonn Mabon, Ball State
 PR – Ryan Burbrink, Bowling Green &@

! 2012 Third-Team All-MAC

GET CLOSER TO THE ACTION



2015-16 FOOTBALL EVENTS



ADVOCARE TEXAS KICKOFF

HOUSTON, TX - NRG STADIUM

September 5, 2015

Texas AGM vs. Arizona State
www.AdvocareTexasKickoff.com



MEAC/SWAC CHALLENGE PRESENTED BY DISNEY

ORLANDO, FL - ORLANDO CITRUS BOWL

September 6, 2015

Arkansas - Pine Bluff vs. South Carolina State
www.MEACSWACChallenge.com



HOME DEPOT COLLEGE FOOTBALL AWARDS

ATLANTA, GA - COLLEGE FOOTBALL HALL OF FAME

December 10, 2015

www.ESPNEvents.com



CELEBRATION BOWL

ATLANTA, GA - GEORGIA DOME

December 19, 2015

MEAC vs. SWAC
www.TheCelebrationBowl.com



GILDAN NEW MEXICO BOWL

ALBUQUERQUE, NM - UNIVERSITY STADIUM

December 19, 2015

Mountain West vs. C-USA
www.GildanNewMexicoBowl.com



RAYCOM MEDIA CAMELLIA BOWL

MONTGOMERY, AL - CRAMTON BOWL

December 19, 2015

MAC vs. Sun Belt
www.CamelliaBowl.com



ROYAL PURPLE LAS VEGAS BOWL

LAS VEGAS, NV - SAM BOYD STADIUM

December 19, 2015

Pac-12 vs. Mountain West OR BYU
www.LVBowl.com



FAMOUS IDAHO POTATO BOWL

BOISE, ID - ALBERTSONS STADIUM

December 22, 2015

Mountain West vs. MAC
www.FamousIdahoPotatoBowl.com



MARMOT BOCA RATON BOWL

BOCA RATON, FL - FAU STADIUM

December 22, 2015

American vs. MAC
www.MarmotBocaRatonBowl.com



HAWAII BOWL

HONOLULU, HI - ALOHA STADIUM

December 24, 2015

American vs. Mountain West OR BYU
HawaiiBowl.ESPNEvents.com



POPEYES BAHAMAS BOWL

NASSAU, BAHAMAS - THOMAS A. ROBINSON NATIONAL STADIUM

December 24, 2015

C-USA vs. MAC
www.PopeyesBahamasBowl.com



ZAXBY'S HEART OF DALLAS BOWL

DALLAS, TX - COTTON BOWL

December 26, 2015

Big 12 vs. C-USA
www.TheHeartofDallasBowl.com



ST. PETERSBURG BOWL

ST. PETERSBURG, FL - TROPICANA FIELD

December 26, 2015

American vs. C-USA
www.StPetersburgBowl.com



ADVOCARE V100 TEXAS BOWL

HOUSTON, TX - NRG STADIUM

December 29, 2015

Big 12 vs. SEC
www.AdvocareTexasBowl.com



LOCKHEED MARTIN ARMED FORCES BOWL

FT. WORTH, TX - AMON G. CARTER STADIUM

December 29, 2015

Big Ten vs. Mountain West
www.ArmedForcesBowl.com



BIRMINGHAM BOWL

BIRMINGHAM, AL - LEGION FIELD

December 30, 2015

SEC vs. American
www.BirminghamBowl.com



ORLANDO KICKOFF

ORLANDO, FL - ORLANDO CITRUS BOWL

September 5, 2016

Ole Miss vs. Florida State
www.ESPNEvents.com

2015-16 BASKETBALL EVENTS



ARMED FORCES CLASSIC

OKINAWA, JAPAN - CAMP FOSTER

November 13, 2015

www.ArmedForcesClassic.com
Gonzaga vs. Pittsburgh



STATE FARM CHAMPIONS CLASSIC

CHICAGO, IL - UNITED CENTER

November 17, 2015

www.TheChampionsClassic.com
Kansas vs. Michigan State • Kentucky vs. Duke



GILDAN CHARLESTON CLASSIC

CHARLESTON, SC - TD ARENA

November 19, 20 & 22, 2015

www.CharlestonClassic.com
Bradley • George Mason • Long Beach State • Mississippi
Oklahoma State • Seton Hall • Towson • Virginia



PUERTO RICO TIP-OFF

SAN JUAN, PR - COLISEO ROBERTO CLEMENTE

November 19, 20 & 22, 2015

www.PuertoRicoTipOff.com
Butler • Miami (FL) • Minnesota • Mississippi State
Missouri State • Temple • Texas Tech • Utah



ADVOCARE INVITATIONAL

WALT DISNEY WORLD, FL - ESPN WIDE WORLD OF SPORTS

November 26, 27 & 29, 2015

www.AdvocareInvitational.com
Alabama • Dayton • Iowa • Monmouth • Notre Dame
Southern California • Wichita State • Xavier



DIRECTV WOODEN LEGACY

ORANGE COUNTY, CA - CAL STATE FULLERTON & THE HONDA CENTER

November 26, 27 & 29, 2015

www.TheWoodenLegacy.com
Arizona • Boise State • Boston College • Evansville
Michigan State • Providence • Santa Clara • UC Irvine



NIT SEASON TIP-OFF

BROOKLYN, NY - BARCLAYS CENTER

November 26 & 27, 2015

www.NITSeasonTipOff.com
Arkansas • Georgia Tech • Stanford • Villanova



WOMEN'S JIMMY V CLASSIC PRESENTED BY CORONA

STORRS, CT - HARRY A. GAMPEL PAVILION

December 5, 2015

www.WomensJimmyVClassic.com
Notre Dame vs. UConn



MEN'S JIMMY V CLASSIC PRESENTED BY CORONA

NEW YORK, NY - MADISON SQUARE GARDEN

December 8, 2015

www.JimmyVClassic.com
Virginia vs. West Virginia • UConn vs. Maryland



HAWAIIAN AIRLINES DIAMOND HEAD CLASSIC

HONOLULU, HI - STAN SHERIFF CENTER

December 22, 23 & 25, 2015

www.DiamondHeadClassic.com
Auburn • BYU • Harvard • Hawaii • New Mexico
Northern Iowa • Oklahoma • Washington State



COLLEGE BASKETBALL AWARDS PRESENTED BY WENDY'S

LOS ANGELES, CA - CLUB NOKIA

April 2016

www.ESPNEvents.com